

A practical treatise on the causes, symptoms, and treatment of spermatorrhoea / by M. Lallemand ; translated and edited by Henry J. McDougall.

Contributors

Lallemand, F. 1790-1853?
McDougall, Henry J.
National Library of Medicine (U.S.)

Publication/Creation

Philadelphia : Lea & Blanchard, 1848.

Persistent URL

<https://wellcomecollection.org/works/m9cngc6w>

License and attribution

This material has been provided by This material has been provided by the National Library of Medicine (U.S.), through the Medical Heritage Library. The original may be consulted at the National Library of Medicine (U.S.) where the originals may be consulted.

This work has been identified as being free of known restrictions under copyright law, including all related and neighbouring rights and is being made available under the Creative Commons, Public Domain Mark.

You can copy, modify, distribute and perform the work, even for commercial purposes, without asking permission.



Wellcome Collection
183 Euston Road
London NW1 2BE UK
T +44 (0)20 7611 8722
E library@wellcomecollection.org
<https://wellcomecollection.org>

Dr. Tho. J. Griffiths.

OFFICE,
No. 363 Jefferson St., bet. 9th. & 10th.

RESIDENCE,
No. 405 Jefferson St., bet. 10th. & 11th.

LOUISVILLE, KY.

For

Re

B-36-2-2

Surgeon General's Office

LIBRARY

Section, _____ Shelf, _____


ANNEX

No. *56042*

PRESENTED BY

T. J. Griffiths

R. H. Brown



LALLEMAND
ON
SPERMATORRHŒA.

THE NEW YORK PUBLIC LIBRARY

ASTOR LENOX AND TILDEN FOUNDATIONS

500 N. 5TH ST. NEW YORK

1897

THE NEW YORK PUBLIC LIBRARY

A
PRACTICAL TREATISE
ON THE
CAUSES, SYMPTOMS, AND TREATMENT,
OF
SPERMATORRHŒA:

BY
M. LALLEMAND,

FORMERLY PROFESSOR OF CLINICAL SURGERY AT THE UNIVERSITY OF MONTPELLIER;
MEMBER OF THE ROYAL ACADEMY OF MEDICINE OF PARIS, &c. &c.

TRANSLATED AND EDITED

BY
HENRY J. Mc DOUGALL,

MEMBER OF THE ROYAL COLLEGE OF SURGEONS OF ENGLAND; FELLOW OF THE ROYAL
MEDICAL AND CHIRURGICAL SOCIETY; AND FORMERLY HOUSE-SURGEON
TO THE UNIVERSITY COLLEGE HOSPITAL.



PHILADELPHIA:
LEA & BLANCHARD.

1848.

TRACICAL TRAXIS

CAREER HISTORY AND TREATMENT

SPERMATORRHOEA

WJA

L197d

1848

Film No. 5699, no. 3

HENRY A. BOGART



GRIGGS & Co., PRINTERS.

THE UNIVERSITY OF CALIFORNIA

CONTENTS.

	PAGE
Author's Preface	xiii
Editor's Preface	xv

CHAPTER I.

Introduction	25
------------------------	----

CHAPTER II.

INFLAMMATION OF THE SPERMATIC ORGANS.

Pathological Anatomy	28
CASE I.—Blennorrhagia—Diurnal Pollutions—Hypochondriasis—Chronic affection of the Brain and its Membranes—Death. AUTOPSY—Right Kidney in a state of Suppuration—Prostate nearly destroyed. Ejaculatory Ducts ulcerated—Seminal Vesicles altered—Nothing remarkable in the other organs	29
CASE II.—Blennorrhagia—Spermatorrhœa—Hypochondriasis—Frequent attacks of Cerebral Congestion—Death. AUTOPSY—Suppuration in the Seminal Vesicles—Ossific deposit in the Vasa Deferentia—Cystitis—Phlebitis—Old adhesions of the Arachnoid and Pleuræ—Abscesses in the muscles of the Neck and Shoulders	34
CASE. III.—Blennorrhagia—Retention of Urine, &c—Apoplexy—Death. AUTOPSY—Effusion of Blood into the left Ventricle of the Brain—Hypertrophy of the Heart—Gastro-enteritis—Abscess and Tubercles in the Kidney and Prostate—Stricture, &c.	38
CASE IV.—Mental Derangement—Belief in a change of Sex—Death—Autopsy—Thickening of the Arachnoid—Great alteration of the Prostate—Atrophy and Obliteration of the Ejaculatory Ducts	41
Summary of the preceding Observations.—Symptoms	41
Lesions in the Prostate	43
In the Spermatic Organs	45
In the Orifices of the Ejaculatory Ducts	46

In the Ejaculatory Ducts	46
In the Seminal Vesicles	47
In the Qualities of the Semen	47
In the Vasa Deferentia	47
In the Testicles	49
In the Urinary Organs	49
Comparison of the Two Sets of Organs	50
Resumé	53

CHAPTER III.

CAUSES OF SPERMATORRHŒA.

Blennorrhagia	54
CASE V.—Lymphatic Temperament—Blennorrhagia—Orchitis—Nephritis—Nocturnal and Diurnal Pollutions—Abuse of Mercurials—Injurious effects of Cold and Tonics—Cure by means of Leeches, the Use of Flannel and Milk Diet—Fresh attack of Blennorrhagia—Same Treatment with the same Result	54
CASE VI.—Masturbation—Blennorrhagia—Diurnal Pollutions—Failure of the ordinary modes of Treatment—Cauterization of the Prostatic Portion of the Urethra—Rapid Recovery	58
CASE VII.—Abuse of Spirituous Liquors—Blennorrhagia—Nocturnal Pollutions—Impotency—Frequent discharge of Urine—Cauterization—Cure	61
CASE VIII.—Masturbation—Blennorrhagia, repeated Anti-venereal Treatment—Diurnal Pollutions—Increasing Weakness, especially of the Mental Faculties—Extreme Emaciation—Cauterization, and Cure after Sixteen Years—Venereal Excess, Relapse—Cauterization again Performed with Success	63
CASE IX.—Blennorrhagia, followed by Excoriations of the Glans Penis—Spermatorrhœa—Cauterization unsuccessful—Artificial Sulphur Baths—Cure	66
Consideration of the Causes	67
Mode of Action	69
Treatment of Spermatorrhœa following Blennorrhagia	71
Symptoms of Spermatorrhœa arising from Blennorrhagia	72

CHAPTER IV.

CAUSES OF SPERMATORRHŒA CONTINUED.

Cutaneous Affections	73
CASE X.—Itch during Ten Months, at about the age of Fourteen—Pain in the Epigastrium—Tumour of the Testicle—Chronic Inflammation of the Bladder—Diurnal Spermatic Discharges—Hypochondriasis. Cure by Cauterization at the age of Twenty-eight	73

CASE XI.—Cutaneous Affections—Repeated Attacks of Urethritis—Application of the Nitrate of Silver—Cure	75
CASE XII.—Pruriginous Eruption around the Genital Organs—Two Attacks of Blennorrhagia—Nocturnal and Diurnal Pollutions—Cure by means of Sulphuretted Baths	77
CASE XIII.—Herpes Præputialis, alternating in a remarkable manner with Irritation in the Prostatic Portion of the Urethra—Nocturnal and afterwards Diurnal Pollutions—Occasional Impotence—Re-establishment by Cauterization—Relapse—Cure by the Baths of Vernet	78
CASE XIV.—Lymphatic Temperament—Various Cutaneous Eruptions alternating with other Affections—Habitual bad Health—Hypochondriasis—Spermatorrhœa undiscovered during Twenty-five Years—Cure by Sulphuretted Baths	80
Consideration of Causes	82
Mode of Action	83
Irritation of the Rectum	84
Treatment of these Cases	84

CHAPTER V.

CAUSES OF SPERMATORRHŒA CONTINUED.

Influence of the Rectum	85
CASE XV.—Spermatorrhœa from a Mechanical Obstacle to Defecation—Division of the Stricture—Rapid and Complete Cure	85
CASE XVI.—Spermatorrhœa induced by Chronic Diarrhœa, and kept up by a Mechanical Obstacle to Defecation—Removal of a Schirrous Tumour from the Anus—Rapid and Perfect Cure	86
CASE XVII.—Hemorrhoids from the age of Puberty—Difficulty in evacuating the Rectum at the age of Twenty-eight—Spermatorrhœa—Cure	89
CASE XVIII.—Blennorrhagia, Constipation—Fissure of the Anus—Discharge of Semen at Stool—Profound Hypochondriasis—Desire of committing Suicide—Diarrhœa—Cure of the Fissure of the Anus—Disappearance of the other Symptoms	90
CASE XIX.—Horse Exercise—Constipation—Spermatorrhœa—Impotence—Frequent and violent Attacks of Cerebral Congestion—Ascending Douches—Cauterization—Sulphur Baths—Hot and Cold Douches on the Loins and Perineum—Cure	92
CASE XX.—Lengthened exposure to severe Cold—Incomplete Paralysis of the Rectum—Seminal Discharges during Defecation—Cure by the application of Galvanism	97
CASE XXI.—Intemperance—Lengthened exposure to Cold—Chronic Inflammation of the Bladder—Involuntary Seminal Discharges, &c.—Cauterization—Cure—Relapse—Same Treatment with the same Result—Remarkable influence of the Bladder on the Rectum	100
CASE XXII.—Unsuspected Spermatorrhœa—Attacks of Cerebral Congestion—Disorder of the General Health—Ascarides expelled from the Rectum, with immediate Recovery	103

CASE XXIII.—Masturbation at Nine Years of Age—Constant Nocturnal Emissions—Ascarides—Cure in Eight Days	105
CASE XXIV.—Hypochondriasis—Impotence—Attacks of Cerebral Congestion—Ascarides. Cure within Eight Days	106
CASE XXV.—Nocturnal Pollutions resisting all modes of Treatment during Six Years—Great Physical and Moral Depression—Expulsion of Ascarides with complete Relief	106
CASE XXVI.—The habit of Masturbation contracted spontaneously at the age of Fifteen, and continued until the age of Twenty—Nocturnal and Diurnal Pollutions—Increasing Disorder of the Health until the age of Twenty-nine—Frequent and prolonged Erections. Pain at the Margin of the Anus, &c.—Cauterization performed without Benefit—The expulsion of Ascarides followed by rapid Recovery	109
CASE XXVII.—Masturbation at the age of Fifteen—Serious Disorder—the application of a Blister followed by Invóluntary Nocturnal Emissions—Cauterization, Douches, &c., Unsuccessful—Expulsion of Ascarides, followed by a rapid Recovery	111
Remarkable case of Urethral Discharge kept up by Ascarides.—Editor's Note to page	113
CASE XXVIII.—Masturbation at the age of Ten—Seminal Emissions produced by Horse Exercise—Nocturnal, and afterwards Diurnal Pollutions—Constant Erections—Stools Relaxed, and containing abundance of Mucus—Burning at the Anus—Cauterization with slight Benefit—Expulsion of Ascarides followed by rapid and complete recovery	115
Resumé	117

CHAPTER VI.

CAUSES OF SPERMATORRHŒA CONTINUED.

Abuse	118
CASE XXIX.—Masturbation—Nocturnal Pollutions—Palpitation and Dyspnœa simulating Cardiac Disease—Repeated Venesection followed by increased Disorder—Sulphuretted Baths and rapid Recovery	118
CASE XXX.—Masturbation at the age of Eight Years—At Twelve, very frequent Emission of Urine—At Sixteen, Coitus Impossible—Nocturnal and afterwards Diurnal Pollutions—Cauterization at the age of Twenty-eight, followed by rapid Recovery	119
CASE XXXI.—Masturbation at the age of Seventeen, carried so far as to cause emission of Blood, but soon afterwards abandoned—Increasing Debility during Four Years—Symptoms of Phthisis Laryngea and Chronic Gastritis—Extreme Prostration—Cauterization followed by rapid Re-establishment	122
CASE XXXII.—Masturbation from Twelve to Twenty-one Years of age—Melancholy—Inclination to Suicide—Serious alteration of the Health—Monomania—Unperceived Diurnal Pollutions—Cauterization followed by perfect Recovery	123

CASE XXXIII.—Abuse caused by sleeping on the Belly—Effects of reading Erotic Works—Power of Habit—Alteration of the intellectual and moral Faculties—Impotence—Chronic Irritation of the Bladder—Nocturnal and Diurnal Pollutions—Cauterization followed by prompt Recovery	127
CASE XXXIV.—Sexual Ideas at the age of Eight—Abuse at Thirteen—Various diseases in consequence, until the age of Thirty-two—Nocturnal and Diurnal Pollutions—Cauterization—Slow, but progressive Improvement	129
CASE XXXV.—Masturbation at Sixteen Years of age—At Twenty-one, compression of the Urethra during Ejaculation, followed by a sensation of Tearing, and acute pain—Urethral Discharge recurring frequently—Discharges of Semen during Defecation and the emission of Urine—Reciprocal Influence of the Discharges on the Digestive Organs—Chronic Catarrh of the Bladder—Cauterization—Recovery after several Relapses	131
Causes of Abuse	134
Internal or Pre-disposing Causes	135
External or Exciting Causes	135
Varieties of Abuse	140
Effects of Abuse	145
Effects on Children and on Females	147
Effects of Temperament, Idiosyncrasy, &c.	150
Urethral Discharges following Abuse	150
Prostatitis	151
Cystitis	151
Emissions of Blood	151
Orchitis	151

CHAPTER VII.

CAUSES OF SPERMATORRHOEA CONTINUED.

Venereal Excesses	153
CASE XXXVI.—Nervous Temperament—Excessive Intercourse at the age of Twenty-one, continued during Eighteen Months—Increasing Derangement of Health—Symptoms of Gastritis, and of disease of the Heart—Repeated Abstraction of Blood—Nocturnal and afterwards, Diurnal Pollutions; Milk Diet, &c.—Acupuncture followed by perfect Recovery	153
CASE XXXVII.—Robust Constitution—Venereal Excesses continued till the age of Twenty-four—Chronic Inflammation of the Bladder—Nocturnal and Diurnal Pollutions—Cauterization followed by perfect Recovery	157
CASE XXXVIII.—Three Attacks of Blennorrhagia—Hypochondriasis—Danger of Suicide—Recovery—Marriage a few months after—Change in the moral Faculties—Disordered Digestion—Consti-	

pation—Agitation—Insomnia—Fits of Passion—Symptoms of Mental Derangement—Impotence—Nocturnal and Diurnal Pollutions—Cauterization followed by rapid Recovery—Excesses Repeated—Relapse	158
CASE XXXIX.—Strong Constitution—Masturbation at the age of Seventeen—Serious disorder of the Health, until Twenty-six—Marriage—Rapid Improvement—Gradual Relapse after Three Years, notwithstanding the cessation of Coitus—Seminal Discharge during Defecation and the emission of Urine—Hypochondriasis—Inflammation of the Genito-urinary Organs—Cauterization—Rapid and complete Cure	162
CASE XL.—Sanguineous Temperament—Masturbation from Fourteen to Eighteen Years of age—Marriage at Nineteen—Immediate improvement in the Health—Afterwards disorder of the System—Hypochondriasis—Inclination to Suicide—Symptoms of Chronic Gastritis treated for Six Years with Leeches, Blisters, &c.—Nocturnal and Diurnal Pollutions—Frequent Discharge of Urine—Cauterization followed by rapid and complete Cure	164
CASE XLI.—Nervous Temperament—Delicate Health—Masturbation before Puberty—Urethral Discharge after Sexual Intercourse—Orchitis—Nocturnal Pollutions—Absolute Impotence—Injection with Solution of Nitrate of Silver Unsuccessful—Cauterization followed by rapid Cure	165
CASE XLII.—Masturbation—Venereal Excesses—Prolonged Horse Exercise—Blennorrhagia—Nocturnal and Diurnal Pollutions—Two Cauterizations—Recovery—Premature Excesses—Relapse—Cure by another Cauterization	167
CASE XLIII.—Lymphatic Temperament—Early and long continued Masturbation—Horse Exercise—Infrequent Coitus—Urethritis—Repeated attacks of Inflammation in the Testicles—Frequent discharge of Urine—Pollutions during Defecation—Imperfect Ejaculation—Two Cauterizations followed by perfect Recovery	169
CASE XLIV.—Lymphatico-Sanguineous Temperament—Coitus when nearly intoxicated, at the age of Twenty-two—Blennorrhagia—Pollutions during Defecation—Disturbance during Ejaculation—Band in the membranous portion of the Urethra—Cauterization—Cure by means of Antiphlogistics and Rest	172
CASE XLV.—Coitus in a state approaching Inebriety—Gleet increased by a Journey—Diurnal Pollutions—Cauterization with rapid Improvement—Relapse from premature fatigue of the Organs—Cure by means of Antiphlogistics and Rest	174
Resumé	175
Characteristics of Venereal Excesses	176
Age	179
Temperament	179
Genital Instinct	180
Differences of Genital Development	180
Influence of Encephalic Organs	180
Accidental Influences	183
General Effects of Venereal Excesses	184
Special Effects of Venereal Excesses	184

CHAPTER VIII.

CAUSES OF SPERMATORRHŒA CONTINUED.

Action of Certain Medicines	188
Astringents	188
CASE XLVI.—Intermittent Fever—Large Dose of Bark—Obstinate Constipation—Diurnal Pollutions—Symptoms of Chronic Gastritis, and of Disease of the Heart—The use of Douches followed by rapid Improvement	188
Purgatives	189
Narcotics	190
CASE XLVII.—Frequently repeated Narcotism at the age of Sixteen from the Vapour of Tobacco—Dilatation of the Pupils—Vomiting—Constant Headach—Constipation—Nocturnal and Diurnal Pollutions—Impotence—Cauterization at the age of Nineteen—Rapid Recovery	190
CASE XLVIII.—Nervous Temperament—Repeated Narcotism from Smoking between the ages of Twenty and Twenty-two—Impotence, &c.	192
Cantharides	193
Camphor	194
Nitrate of Potass	194
Ergot of Rye	195
Coffee	195
CASE XLIX.—Excessive use of Coffee—Frequent and profuse Discharge of Urine—Nocturnal, and afterwards, Diurnal Pollutions—Impotence, &c.—Cauterization—Sulphuretted Baths—Recovery	196
Tea	197

CHAPTER IX.

CAUSES OF SPERMATORRHŒA CONTINUED.

Action of the Cerebro-spinal System	198
CASE L.—Masturbation—Extreme weakness of the Limbs and Senses—Erections excited by Percussion of the Occiput—Catheters left in the urethra—Rapid Recovery	199
CASE LI.—Sickly Childhood—Nervous Temperament—Masturbation Rare—Coitus still more so—Symptoms of Aneurism and Gastritis—Nocturnal pollutions—Predominance of Erotic Ideas—Tension at the Nucha—The application of cold Lotions to this Region followed by considerable Improvement	200
Action of the Spinal Cord	203

CHAPTER X.

CAUSES OF SPERMATORRHEA CONTINUED.

Congenital Predisposition	204
Sebaceous Matter	205
CASE LII.—Natural Phimosis—Frequent Nocturnal Pollutions from the age of Puberty—Abundant and Fetid sebaceous Secretion between the Glans and Prepuce—Circumcision at the age of Twenty-three followed by immediate Relief	205
Natural Phimosis	206
CASE LIII.—Natural Phimosis—Erections at the age of Eight—Attempts at Coitus at Nine—Vesical Catarrh—Diurnal Pollutions—Paraplegia, &c.	206
CASE LIV.—Very long Prepuce—Badly developed Genital Organs—Childhood Delicate—Incontinence of Urine—Sebaceous Discharge from the Orifice of the Prepuce at the age of Ten—Nocturnal Pollutions Increasing in Frequency—Hypochondriasis—Loss of Memory and failure of Intellect—Constipation—Diurnal Pollutions—Constant application of Lotions attended by Relief—Circumcision at the age of Twenty-eight, followed by Cure	209
CASE LV.—Very long Prepuce—Badly developed erectile Tissues—Abundant Secretion of Sebaceous Matter—Seminal emissions induced by Horse Exercise, and afterwards, by incomplete Intercourse—Marriage Unconsummated during Five Years—Diurnal Pollutions—Circumcision followed by rapid Cure	211
Exuberant Prepuce	212
Abundant and vitiated Secretion of Sebaceous Matter	213
Congenital Debility	216
CASE LVI.—Relaxed Genital Organs—Spermatic Cords Varicose—Few but debilitating Nocturnal Pollutions—Opposite effects of Coitus—Unsuspected Diurnal Pollutions—Constant Headach—Disordered Senses—Intellectual Debility—Hallucination—Tonic treatment at the age of Twenty-one, followed by Recovery	216
Varicocele	219
CASE LVII.—Hypospadias—Impotence—Frequent seminal Discharge	220
CASE LVIII.—Atrophy of one Testicle at the age of Eight—Nocturnal and afterwards, Diurnal Pollutions—Frequent desires of Micturition, &c.	222
CASE LIX.—Lymphatic Temperament—Incontinence of Urine—Neither Masturbation nor Sexual Intercourse—More and more frequent Nocturnal Pollutions—Relaxation of the Sphincters of the Anus and Neck of the Bladder—Treatment Unsuccessful	223
CASE LX.—Sickly Childhood—Extraordinary Nocturnal Pollutions at Sixteen—Sometimes after, Pollutions during Defecation—Ejaculation impossible—Slow discharge of Semen after the subsidence of Erection—Urethra very slightly Sensitive—Prostatic Surface Hard and Cartilaginous	224

Symptoms of Debility of the Genital Organs	225
Symptoms Affecting the Urinary Organs during Childhood	229
Incontinence of Urine	229
Retention of Urine	231
Hereditary Transmission	232
CASE LXI.—Blennorrhagia at the age of Twenty-one—Pains in the Testicles—Pollutions during Four Years—Serious Gastric and Cerebral Symptoms occurring in Paroxysms—Hereditary Predisposition—Iced Milk—Cauterization—Acupuncture—Sulphuretted Baths—Recovery	232
CASE LXII.—Nocturnal and Diurnal Pollutions occurring in Three Brothers	236
Congenital increased Nervous Susceptibility	237
Long-continued Continence	238
General Review of the Causes of Spermatorrhœa	241

CHAPTER XI.

SYMPTOMS OF SPERMATORRHŒA.

Local Symptoms	243
Nocturnal Pollutions	243
Diurnal Pollutions	246
During Defecation	247
During the Emission of Urine	248
Appearance of Spermatic Urine	248
Other Diurnal Pollutions	250
Impotence	251
Diagnosis of Spermatic Urine	251
Chemical Analysis	252
Microscopic Examination	252
Spermatozoa	254
Appearances on Making Water in a Bath	256
Simplest mode of Detecting the presence of Spermatozoa in the Urine	258

CHAPTER XII.

SYMPTOMS OF SPERMATORRHŒA CONTINUED.

General Symptoms	260
Infecundity	260
Changes in the Characters of the Semen	262
Fever	262
Symptoms Affecting the Digestive Organs	262
Symptoms Affecting Nutrition	266
Animal Heat	267
Symptoms Affecting Respiration	268
Symptoms Affecting the Circulation	268
Symptoms Affecting Innervation	270
Mobility	270
Sensation	271
Symptoms Affecting the Special Senses	272
Taste	272
Smell	273
Hearing	273
Sight	273
Symptoms Affecting the Encephalon	276
Sleep and Waking	276
Cephalalgia	277
Cranial Congestion	277
Alteration of Character	279
Hypochondriasis	279
Memory	281
Intellect	282
Insanity	283
General and incomplete Paralysis of the Insane	286
General Character of the Symptoms of Spermatorrhœa	287
Effects of Masturbation on Children and Females	288
Progress of the Symptoms	288
Spontaneous Recovery	289

CHAPTER XIII.

TREATMENT OF SPERMATORRHŒA.

Pollutions arising from Direct Causes	290
Pollutions arising from Ascarides	290
Pollutions excited by Cutaneous Eruptions	293
Pollutions arising from altered or increased Secretion of the Sebaceous Glands	294
Pollutions depending on Stricture of the Urethra	295
Treatment of the various kinds of Stricture	295
Pollutions arising from Hemorrhoids	297
Pollutions caused by Cicatrices in the neighbourhood of the Anus	298
Pollutions caused by Fissure of the Anus	298
Pollutions produced by Constipation	299

CHAPTER XIV.

TREATMENT OF SPERMATORRHŒA CONTINUED.

Pollutions caused by Relaxation and Debility	301
Pollutions arising from increased Nervous Susceptibility	305
Acupuncture	307
Pollutions kept up by Habit	308
Pollutions caused by Sleeping on the Back	308

CHAPTER XV.

TREATMENT OF SPERMATORRHŒA CONTINUED.

Pollutions caused by Irritation or Chronic Inflammation	309
Diet	310
Cauterization	311

Action of the Nitrate of Silver	315
Cauterization in Chronic Vesical Catarrh	316
— Deviation of the Orifices of the Ejaculatory Canals	317

CHAPTER XVI.

TREATMENT OF SPERMATORRHOEA CONTINUED.

Convalescence	318
-------------------------	-----

AUTHOR'S PREFACE.

DURING a period of fourteen years, I have collected more than one hundred and fifty cases in which involuntary seminal discharges were sufficiently serious to disorder the health of the patients considerably, and even sometimes, to cause death.

Most of these patients have been sent to me on account of suspected cerebral affections of more or less standing. Hence, by a singular chance, it has been in consequence of the publication of my "*Recherches Anatomico-Pathologiques, sur l'encephale et ses dependances*," that I have obtained the most remarkable cases of diurnal pollutions; and I have correctly refused to acknowledge the presence of disease of the brain or its membranes in many cases where the existence of such disease had previously been considered indisputable.

Many other of these patients were supposed to suffer from chronic gastritis, or gastro-enteritis; from aneurisms near the heart, the early symptoms of phthisis, &c., &c.; and in other cases from nervous affections, and especially from hypochondriasis.

These few words show how frequent, important, and difficult of detection, are involuntary seminal discharges, and to what deplorable errors of treatment they daily give rise; it may be foreseen too, that their causes must be very varied, and their treatment present considerable difficulties.

The *Brochure* of Wickmann and the commentaries on it by Sainte-Maria,* are the only writings we possess, on a disease that degrades man, poisons the happiness of his best days, and ravages society! Of the researches of these conscientious observers too, the profession are almost ignorant.

They have nevertheless, done all in their power to call the atten-

* Dissertation sur la pollution diurne involontaire; par Wickmann; traduction de Sainte-Maria.—*Lyons*, 1817.

tion of practitioners to a subject of which they fully felt the importance, and they have stated many valuable truths. Why is it then, that a more lasting impression has not been made on the medical world? Doubtless because they have not supported their statements by a sufficient number of well detailed cases, and especially because those related are vaguely and generally stated.

Although Wickmann and Sainte-Maria have stated facts which have not been appreciated, they have left numerous omissions to be supplied, and more than one serious error to be corrected.

The materials I possess, permit me to hope that I shall be more successful; at all events, I consider it my duty to publish them.

During a period of sixteen years I have collected more than one hundred and fifty cases which in various cases of mental diseases were sufficiently serious to threaten the health of the patients, and even to cause death.

Most of these patients have been sent to me on account of the most violent and dangerous symptoms of mania or less mania. I have by a similar chance, it has been in consequence of the publication of my "Dissertation sur la Folie" par Wickmann et Sainte-Maria, that I have obtained the most remarkable cases of mental diseases; and I have carefully revised to acknowledge the presence of the brain or its organs in many cases where the existence of such diseases had previously been considered impossible.

Many other of these patients were supposed to suffer from chronic mania, or from dementia; from dementia, that is, the early stage of mania, or from dementia; and in other cases from various other forms of mental disease, and especially from hypochondria.

These few words show how important, and how difficult a task it is to distinguish between dementia, and to what horrible extent of treatment they daily give rise; it may be necessary too, that their names are to be varied, and their treatment varied correspondingly.

The works of Wickmann and the commentators on the same name, are the only writings we possess on a disease that has been said to be the beginning of the last stage, and various others; the importance of these considerations, especially for the physician, is almost innumerable.

They have nevertheless done all in their power to call the at-

EDITOR'S PREFACE.

IN laying the following condensed edition of M. Lallemand's important work on Involuntary Seminal Discharges before my professional brethren in an English dress, I have been actuated by the conviction that the disorder treated of is little understood by the profession generally in this country. The patients affected by it, are always hypochondriacal—indeed, the symptoms of hypochondriasis and mental derangement are generally by far the most prominently marked in them—and after the usual remedies for digestive disorder and liver disease have been had recourse to without benefit, the practitioner becomes tired of attending a disease which is at best obscure and does not yield to the usual remedies, and either treats his patient as a *malade imaginaire*, or leaves him a prey to the wretched balsam selling quacks, who are unfortunately permitted to pollute every periodical publication with their disgusting advertisements.

The subject of Spermatorrhœa is an uninviting one—especially to the fastidious—perhaps, too fastidious English taste;—hence, with very few exceptions, it has been generally avoided by regularly educated practitioners in this country. An abstract of M. Lallemand's views was indeed published by my friend Mr. Phillips, in the Medical Gazette in the year 1843, and about the same time some papers appeared in the Lancet on the same subject by Drs. Ranking and Dangerfield, and Messrs. Ryan, Chatto, and Dudgeon. These publications however, from their transitory nature, were not calculated to remedy the want felt by the profession, of a systematic treatise on this important subject. Mr. Phillips indeed, in the conclusion of his paper in the Medical Gazette, takes occasion to remark: "Since the publication of the first part of this paper, I have been painfully impressed with the conviction, that the evil is more widely spread than I had before conceived; and that it will not be largely alleviated by the means I have adopted for advocating the relief of a particular remedy. . . . The pages of a strictly Medical Journal do not meet the eyes of the great mass of sufferers."

In a notice also of M. Lallemand's work, in the British and Foreign Medical Review, the reviewer took an opportunity of pointing out the importance of the subject. Nevertheless, authors have always seemed to avoid the subject as dangerous ground, and with the exception of

an excellent chapter in Mr. Curlings's work on diseases of the testis, and some observations published by Dr. Smyth, in a work entitled "Miscellaneous Contributions to Pathology and Therapeutics," I believe the present to be the first attempt to render the profession familiar with this disorder, by any special work in the English language.

Indeed, in Dr. Golding Bird's otherwise excellent book on urinary deposits, the author, although he admits that the spermatoza are frequently discovered in the urine by microscopic examination, takes occasion to express his opinion, that the subject of spermatorrhœa is one by no means deserving the importance attached to it. He adds, "it certainly is not very consistent with our national character, to dilate so freely on a subject which, in the great majority of cases, can be treated of only as the effects of a most degrading vice." That any physician should relieve himself from the investigation of a most afflicting disease, because the subject treated of is an unpleasant one, appears to me unworthy the general character of our profession. Had similar opinions been held respecting syphilis—a subject quite as repugnant to English feelings as spermatorrhœa,—what misery would have been entailed on the human race!

Lecturers on surgery, while entering fully on other diseases of the urethra, appear either not to have been aware of, or by common consent to have omitted, spermatorrhœa from their oral lectures and text-books of surgery. Professor Miller of Edinburgh having given a short notice of spermatorrhœa in his "Practical Surgery" published in 1846, is, as far as I am aware, the only exception to this rule.

At an early part of my professional life my attention was much engaged by two cases, which to me presented peculiar features of interest. One, the case of a near relative, since dead, proved particularly unfortunate. The other the case of a friend of about my own age—also studying medicine,—recovered after several relapses; and the patient is at present practising his profession in her Majesty's service. In both cases the best advice the West of England afforded was obtained without success, or indeed, even slight improvement, and in neither case was the cause of the disorder, which particularly affected the brain and digestive organs, recognised.

The interest I took in these cases led me to suspect, from certain hints thrown out by the patients, that their disorders were somehow connected with the genital organs. Further experience has convinced me that my suspicions were correct.

A brief outline of these cases may not be uninteresting.

R. H.—, æt. thirty-nine, passed the early part of his life in the country, and was in the habit of taking much and violent exercise. About the age of sixteen, he entered a banking establishment in London, in which by great diligence and steadiness of conduct he rose before he was twenty-five, to the post of cashier. The affairs of the house fell into disorder, and ultimately a bankruptcy occurred; Mr. H.—, from the amount of confidence reposed in him by the

partners of the firm, was much harassed during these unfortunate proceedings. Soon afterwards he became manager of a large mercantile establishment in the city, and about this time commenced some speculations in foreign bonds. From fluctuations in the share market he was a loser to a considerable extent; his mind was much harassed and he began to suspect those about him of dishonesty towards their employers. On investigation these suspicions were proved to be totally unfounded; Mr. H—— gave way to great violence of conduct, and resigned his situation. About this time his father died; and Mr. H—— was much disappointed at finding that property, which he had incorrectly believed entailed and consequently his, as eldest son, was left by will to be equally divided between himself and the rest of his family. His conduct at this period was of the strangest description. He dreaded to go out into the streets of the town where his family resided, refused to join in their meals, and ultimately abruptly left their house to return to London. In 1837, his state had become such that in consequence of his repeated letters, members of his family visited London, and on their return took him with them into Devonshire. About this time his mental disorder put on a decided aspect; and I had then, as well as later, ample opportunities of observing his conduct; and frequently heard his complaints. Emissaries were constantly on the search for him to arrest him for *unnatural* crimes committed in London; every one who met him in the street, read in his countenance the crimes he had committed; tailors made his coats with the sleeves the wrong way of the cloth, in order to brand him with infamy; the sight of a policeman in the street alarmed him beyond measure; and often, if a stranger happened to be walking for some little time in the same direction as himself, he would exclaim that he was one of the emissaries sent to seize him. At other times he would lock himself in his room and weep by the hour. He never took his meals with the family, and never tasted food or drink, without first preserving a portion for chemical analysis, as he was convinced his friends were in a conspiracy to poison him slowly, in order to wipe out the memory of his crimes. These ideas haunted him night and day. His digestion was much disordered; his sleep broken and restless, and his bowels excessively constipated. His face was flushed, and periodical attacks of cerebral excitement occurred, during which he complained of vertigo, noise in the head, loss of sight, &c. He complained also of loss of memory, and frequently of bodily weakness, and lassitude. The best medical advice the neighbourhood afforded was obtained, unavailingly; the opinions of the gentlemen consulted, were that Mr. H—— was labouring under aggravated hypochondriasis, complicated with monomania. Various causes were suggested as giving rise to the disorder, but no previous case of insanity was recollected in any branch of the family. Mr. H—— now began to talk of leaving England for America, in order to avoid his persecutors; and to prevent this he was placed under the care of a private keeper. While with this person he frequently and bitterly com-

plained of constant pollutions while at stool, with darting pain, and a sense of weight between the rectum and bladder. He had also urethral irritation attended with discharge, pains in his loins, and in one groin, weakness of his legs, thick urine, piles, and obstinate costiveness. He kept a diary at this time, which is at present in my hands. Not a day is passed in this diary without mention of the distressing seminal discharges from which he suffered. These were treated as of no importance by his medical attendants, although he never ceased to complain of them, and solicited aid so long as he continued in confinement in England. When led away from his disorder into any discussion on public matters, he was, however, a most amusing and instructive companion; as a man of business he was equally acute, and to a stranger as long as nothing was done to offend him he was, to all appearance, a man of observation and experience in life. For about two years and a half he was under the care of various gentlemen, devoted to the insane, and at length he was discharged from an establishment near Bath, by the visiting magistrates, as a person confined without due cause. His first act was to commence legal proceedings against his friends for his detention, and having gained his action, he immediately proceeded to London, and waylaid and violently assaulted a gentleman of high commercial standing in the city. After this offence he was confined for a considerable period in default of bail, and immediately on his liberation it is believed that he proceeded to America. From this time nothing was heard of him until September, 1843, when a letter was received by a gentleman who formerly attended him, in which he stated that the same course of persecution was pursued towards him in America, as had been followed in England. He complained of not being able to obtain efficient medical treatment, although he had applied to the most eminent practitioners at Cincinnati, and afterwards at Philadelphia and New York. After this, nothing more was heard of Mr. H—— until the year 1845, when an American newspaper was forwarded to his friends by an unknown hand, containing an account of his death, and of an inquest held on him headed "Death of a Hermit in West Jersey." It was stated that he had lived on a small farm, entirely alone, with the exception of a dog, and that he had shunned all intercourse with his neighbours. He was taken suddenly ill, applied to a neighbouring farmer for assistance, but died in the course of the following day. From information subsequently obtained by his friends, it is believed that he died of apoplexy, or perhaps, in one of the attacks of congestion of the brain, from which he frequently suffered before he left his native country.

The symptoms of this unfortunate case strongly resemble those of the thirty-second and fifty-sixth cases related by M. Lallemand. It was more aggravated however, and presented the somewhat uncommon feature of the patient's discovering the frequent pollutions, and constantly complaining of them; these, unfortunately, were treated as matters of no importance. Mr. H——'s insanity at first, constantly

had reference to his having either committed or been accused of committing unnatural crimes, and this idea never entirely left him, although during the latter part of his life, his more prominent hallucinations had reference to imaginary persecutors constantly watching him, and endeavouring to ruin him by spreading false reports, and to poison him by adulterating his food, and infusing noxious gases into the air. There can be little doubt, on taking into consideration his complaints of weight between the rectum and bladder, with darting pains, &c., in the same region, that the pollutions arose from irritation in the neighbourhood of the prostate; and I think, that if at an early period of his disease this had been relieved, there would have been considerable hope of his recovery from the hallucinations he manifested.

The other case to which I have alluded as particularly attracting my attention, and which came under my notice about the same time, was that of a young man of high intellectual power and general talents, studying medicine. This gentleman was one of my most constant companions, when almost suddenly, a serious change came over him—he shunned society, especially that of females, was morose, taciturn, and frequently shed tears; he sat sometimes for hours in a kind of abstraction, and on being aroused from it, he could give no explanation of his thoughts and feelings; he constantly expressed to me his conviction that he should never succeed in his profession, and frequently exclaimed, that he was ruined both here and hereafter—body and soul—and by his own folly. About twelve months previous to this depression of spirits, he had a very severe attack of blennorrhagia, with orchitis and phimosis. This left a degree of irritability in the bladder, which required him to pass urine frequently. His digestion became so disordered that the simplest food would not remain on his stomach, and he had frequent eructations of fluid, which blazed like oil if spit out into the fire. This gentleman's father was a physician, and being naturally anxious for his son, obtained for him the advice of many of the most eminent of the faculty. No improvement took place however. After he had been six months in this state, I had an opportunity of spending three weeks by the sea side, and my friend accompanied me. We slept in the same room, and he was scarcely ever out of my sight. Before our return, his health was almost re-established, and his spirits had returned to their natural condition. Twelve months later however, he again fell into the same state of despondency, and this time his condition was much worse than on the former occasion. He frequently remained in bed three parts of the day, and no threats or entreaties on the part of his father, could induce him to get up. His intellectual faculties were totally prostrated, and a vacant stare which took the place of his natural lively expression, induced considerable fears of his ultimately becoming idiotic. I was the only person who possessed any influence over him, which may perhaps be attributed to his feeling that I was aware of the cause of his disorder. This state continued between three and four months, during which time I was with him as much as my other

duties would permit, and frequently showed him the folly of the course he pursued. At the expiration of this time he gradually recovered. He has since had a slight relapse once only; he has pursued his professional studies with success, and is at present a medical officer in her Majesty's service.

On this case, I need not only remark, that the symptoms did not arise from involuntary seminal discharges, but from excessive discharges caused by abuse. The various treatment recommended by the distinguished practitioners consulted, proved unsuccessful, because the origin of the disorder was unrecognised, and the remedies consequently useless, while the habits of abuse were continued.

Such were the two cases which first attracted my attention to the influence of the generative organs over the system generally, and the brain especially; and my suspicions once awakened, further observations soon convinced me of their correctness, as well as of the frequent occurrence of such cases. I was soon convinced too, that the profession generally, either were not aware of the immense importance of these discharges, or, that by a kind of common consent they neglected to recognise a subject certainly repugnant to delicacy. As a consequence, sufferers finding themselves neglected by their ordinary medical attendants, rush to find relief wherever there seems to them the slightest chance of its being obtained; and the ignorant and rapacious advertising quacks have a rapid and profitable sale for their injurious nostrums. Several cases of gross imposition by these Charlatans, have come under my notice, which it is my intention at some future period, to lay before the profession in one of our medical periodicals. Their introduction here would swell these prefatory observations to an inconvenient length.

It now remains for me to make a few remarks on one or two points of my own experience respecting the symptoms and treatment of spermatorrhœa. One symptom which I have three times met with as the result of masturbation, is little more than alluded to by M. Lallemand—I mean epilepsy. Masturbation is admitted by most medical men to be a frequent cause of epilepsy; and I am surprised to find that M. Lallemand has related no cases in which epilepsy occurred. Two of the three cases to which I have alluded were simple uncomplicated cases of epilepsy brought on by masturbation. In these, after the masturbation had been arrested the effect ceased. The third case however, was by no means so successful; it occurred in a lad of weak intellect, aged sixteen. The attacks of epilepsy frequently took place as often as twice in the day. He admitted that he was in the constant habit of practising masturbation, and even seemed aware of the influence the practice had in producing his fits. I have reason to believe that this lad corrected himself; but from the weakness of his intellect, much dependance could not be placed on his statements. As long as he continued to attend the dispensary at which I saw him, little improvement took place in his general health, and the epileptic paroxysms continued very frequent. I regret that I took no notes of

this case, and still more, that I lost sight of the patient, as I am inclined to believe that the epileptic paroxysms might have been kept up by involuntary seminal discharges, after having been once excited by masturbation. This is a point which I earnestly recommend to the attention of the profession.

Another very frequent symptom in cases of spermatorrhœa, is the occurrence of urethral discharge from very slight excitement. Several cases of this kind have come under my notice, the patients having consulted me on account of the discharge. These cases often give rise to distressing suspicions, and much family unhappiness, especially as they often occur in married men. The symptoms are often almost as severe as those of virulent clap, and the discharge is attended with great irritation in the neighbourhood of the prostate, and frequent desire of micturition. The discharge came on in one case of a married man who consulted me, after taking a single tumbler of whiskey and water at night—this gentleman not having been in the habit of taking spirits for several years, on account of continued ill health. The discharge in these cases is thicker than that of ordinary clap, and sticks in patches on the linen. These patches may be scaled off, after which there is little mark left, and the discharge seldom penetrates through calico, so that on the opposite side of the shirt there is little or no appearance of stain. On wetting the linen, the discharge feels slippery, and it is washed off with difficulty. I am inclined to believe that these discharges are not contagious; but notwithstanding this, sexual intercourse should be avoided on account of the injury that may result to the patient himself. In most cases indeed, connexion is impossible during the first stages of the discharge, on account of the painful chordee to which excitement gives rise.

I have generally, on questioning these patients, found that such discharges were connected more or less with deficiency of generative power. In the case I have above alluded to, impotence was almost complete; and in another similar case occurring in the person of a married surgeon, the powers had greatly declined. Both these patients were in the prime of life, and both had in their youth, led very irregular lives.

The irritation in these cases, I am inclined to believe, is situated in the posterior part of the urethra. Indeed, the surgeon whose case I have just alluded to, believed himself affected by enlarged prostate—many of the symptoms of which generally accompany the discharge I have described, especially frequent desire to pass water, and a feeling as though the bladder were never completely emptied, or as though two or three drops of urine were retained in the posterior part of the urethra.

In the treatment of these cases, I have found the application of the solid nitrate of silver most effectual. The condition of the mucous membrane is immediately modified by it, within twelve hours the

patient experiences a degree of comfort to which, very frequently, he had long been a stranger. The condition of the membrane too, seems permanently altered by this treatment; and the discharge has never, as far as my experience goes, returned after subsequent excitement—a circumstance which is very apt to occur when the discharge has been arrested by other means. The involuntary seminal discharges often present in these cases, and to which the diminution of virile power is generally due, are also at the same time arrested, and the patient experiences a return of vigour wholly unexpected.

This peculiar form of urethral discharge has hitherto, for the most part I believe, been confounded with contagious clap; indeed, many members of our profession are in the habit of setting down all discharges from the urethra, indiscriminately as the result of impure connexion, however positive the patient may be that such has not taken place. In all the cases I have hitherto met with however, the patients have admitted that they had previously been affected with contagious clap—frequently on more than one occasion. The discharges I have described are, I am inclined to believe, from the number of cases I have met with since my attention was first attracted by the subject by no means uncommon, and certainly deserving the careful attention of the profession.

The diagnosis of spermatorrhœa in aggravated or long-standing cases, is by no means easy. When frequent diurnal pollutions have deteriorated the patient's health—discharge of watery semen taking place almost every time the patient makes water—the spermatozoa are often only distinguishable under the microscope, after a long-continued and patient manipulation; and perhaps for no researches connected with medical science is it more important to possess one of the best microscopes. When I first commenced the study of this subject, I was more than once tempted to give it up in despair, in consequence of my not possessing a perfect microscope. At present I use one of Powell's instruments, which I prefer to those constructed by Ross, on account of the greater convenience of the motions of the stage—a matter which will be found of much importance in all researches requiring delicate manipulation. The eighth of an inch object glass will be found almost indispensable in the study of these cases, although the spermatozoa in healthy semen can be perfectly well examined with an object glass of a quarter of an inch focal length.

M. Lallemand has described the operation of cauterization, as a very painful one, and its after effects as very severe. This by no means accords with my experience. In no case in which I have performed the operation has the pain been severe, or the subsequent inflammation violent; indeed, I have several times had difficulty in persuading the patients to remain twenty-four hours in bed after the operation—a precaution which I have thought advisable in all cases. At first I feared that sufficient inflammation had not been excited, and that the operation would require to be repeated—this has only hap-

pened in my practice once however, and in that case I am inclined to think that the caustic was not properly applied to the surface of the prostate on the first occasion.

The instrument commonly sold for the purpose of cauterizing the prostate, by instrument makers in this country, is in my opinion, exceedingly defective. From its being made nearly straight, it is by no means easily introduced when the patient is lying down,—and in no other position ought the operation to be attempted—the irritability of the canal too, increases the difficulty of introduction, and consequently, every possible facility should be given to the operator, by having the instrument constructed of a convenient form. It is difficult also, to measure the length of the passage exactly by applying a curved catheter to a nearly straight *porte-caustique*. I have therefore, had an instrument constructed of precisely the same curve as the catheters I generally use. This instrument is rather larger than those generally sold, being about the size of a No. 6 catheter, and its bulbous extremity is two sizes larger, or as large as a No. 8 catheter; with this instrument many of the difficulties of cauterization are avoided. It can be easily introduced like an ordinary catheter while the patient is lying on his back; the moment when the bulb enters, the neck of the bladder is clearly distinguishable by the sensation communicated; and the caustic on account of the greater size of the cuvette, is more fairly applied to the whole of the inferior surface of the urethra, which is to a certain extent distended by its presence. With regard to the other precautions to be used, I quite agree with M. Lallemand.

In translating the following pages I have endeavoured more to render the sense of the author in as few words as possible, than to give a full and literal translation. I must beg my readers to bear in mind that M. Lallemand's treatise consists of Three thick Octavo Volumes—these having been written at different periods, there are of course many repetitions, which I have as much as possible endeavoured to avoid. The total number of cases related by M. Lallemand is one hundred and fifteen. Of these I have selected sixty-two, which after mature consideration, appear to me to illustrate the subject sufficiently. The same reason which induced me to omit so many of M. Lallemand's cases, has prevented me from inserting cases, from my own experience. As I have endeavoured to render this entirely a practical work—I have omitted M. Lallemand's interesting researches on the spermatozoa, except as far as they refer to the diagnosis of spermatorrhœa, as well as several digressions made by M. L. to topics of no practical interest in this country; of these a disquisition on the character of J. J. Rousseau is one of the most remarkable.

In speaking of spermatorrhœa arising from contagious urethritis, I have avoided the word gonorrhœa as being a misnomer—substituting for it *blennorrhagia*, which is certainly more correct in its derivation, although also liable to some objections.

In conclusion, I must beg to express my thanks to M. Lallemand for the kind and complimentary manner in which he was pleased to grant me permission to undertake my task, as well as for the aid he has more than once afforded me in performing it. If through the medium of the following pages the profession become more fully acquainted with, and consequently better able to relieve, one of the most distressing disorders that affect mankind, I shall feel perfectly satisfied in the conviction that the time I have appropriated to the subject has not been entirely misspent.

29, *Berners Street.*

A
PRACTICAL TREATISE
ON THE
CAUSES, SYMPTOMS, AND TREATMENT,
OF
SPERMATORRHŒA.

CHAPTER I.

INTRODUCTION.

INVOLUNTARY discharge of the seminal fluid presents itself under various conditions, which differ much in their respective degrees of importance.

When it occurs spontaneously during sleep in a healthy and continent individual, it doubtless exerts a beneficial influence on the economy by freeing it from a source of excitement, the prolonged accumulation of which might derange the animal functions. In these cases it has an effect analogous to that produced by the epistaxis, common and beneficial during youth. But the discharge may become excessive, or, from the condition of the parts, it may outlive the state that excited it; then, like repeated nasal hemorrhage, it gives rise to inconveniences proportioned to its frequency, its quantity, and the constitution of the individual. Involuntary seminal emissions may be caused by too great excitement of the genital apparatus, following venereal excesses or masturbation. A state of irritation remains in the spermatic organs after such excitement, which induces an increased secretion and hurried discharge of the secreted fluid, without complete erection, and almost without sensation. Lastly, the relaxation of the ejaculatory canals accompanying this state of irritation, may allow the expulsion of the semen without either erection or enjoyment, and this takes place especially during defecation and the expulsion of the urine. The transition between these different stages of seminal evacuation is sometimes so insensible, that it is impossible for the patient, or even for the medical attendant, to specify its exact period.

Every extreme evacuation of the spermatic secretion, in whatever

manner caused, is capable of producing the same effects on the system. The different species of spermatorrhœa need not therefore be separated either in theory or in practice.

Ordinary nocturnal emissions are easy of diagnosis and of cure; I shall therefore pass them over, and only treat of those evacuations which are sufficiently serious to injure the health, or which are connected with discharges not ordinarily perceived.

I shall use the expressions *diurnal* and *nocturnal pollutions*, because involuntary discharge of the spermatic secretion certainly occurs during the night without erection and without pleasurable sensations, as well as in consequence of lascivious dreams after sunrise. Neology is only to be excused when used for the prevention of errors; and I think no one will be deceived respecting the meaning of these expressions which, indeed, are at present generally understood. In order, however, to avoid the repetition of many words, I shall express by the term SPERMATORRHŒA, every excessive spermatic evacuation, from whatever cause it may arise.

Diurnal pollutions are not always, as is generally believed, the result of venereal excesses, or of vicious habits. Many other varied causes, whose influence may be single, successive, or simultaneous, also give rise to them.

Some of these causes are already understood, but of many others, the medical world is completely ignorant; and these are the most dangerous, because their influence is the most difficult of appreciation.

In all sciences the study of causes is the most important and the most difficult. This is true of medicine, and especially of the affection forming the subject of this work; for it is principally from the cause of the spermatorrhœa, that we learn its therapeutic indications. It is true that we must also in each case, take into account the particular condition of the genital organs, and the constitution of the individual; but these considerations are of little importance with respect to the treatment to be employed, and it is especially, in a practical point of view, that I wish to consider this disease. In consequence of not having properly distinguished its causes, explanations, as often false as true, have been published respecting spermatorrhœa, and modes of treatment have been recommended, whose general application has been sometimes useful, but more often injurious.

It is, however, of great importance to study attentively the symptoms of involuntary spermatic discharges; they are little known, very varied, and capable of simulating a host of other affections; but their character is independent of the first cause of the disease, and they furnish few indications for the regulation of its treatment.

On the other hand, the history of this affection is so much in its infancy, that I feel the necessity of proceeding as if I were treating an entirely new subject. I shall, therefore, relate many single cases, before I attempt to arrive at general conclusions. As these cases are very numerous, I must classify them according to some arrangement, and I shall place the CAUSES first in this classification, since they are

the most important part of it. Proceeding from the evident to the doubtful, and from the simple to the compound, I shall examine first the causes whose action is most direct and undoubted; and whilst studying the influence of each cause, I shall bring forward the cases in which its action has been energetic, isolated, and, when possible, proved by post mortem inspection, and I shall afterwards cite cases in which several causes have acted successively or simultaneously.

After having examined many cases in this manner, I shall make a general *resumé*, in the course of which, I shall comment on whatever relates to the symptoms of the treatment.

I shall also pay attention to the analogous phenomena which may be observed in the female.

I propose then to consider this affection of the genital organs in all its varied phases; I shall pass rapidly over what is already known; I shall, on the contrary, insist on the most remarkable errors, and comment fully on all that may seem doubtful or obscure.

If I were to relate all the cases that have come under my notice, tiresome repetitions would result: I shall, therefore, choose only those which best show the characteristic features of the most important distinctions.*

* I have thought it advisable, on account of the great number and length of these cases, to select a few of the most striking only. In answer to a communication from me on this subject, M. Lallemand has favoured me with the following observation. "As regards the cases, their number may be reduced, now that facts are being daily multiplied in confirmation of those I have related; it will be sufficient for you to give the most characteristic."—[H. I. McD.]

CHAPTER II.

INFLAMMATION OF THE SPERMATIC ORGANS.

Pathological Anatomy.

INFLAMMATION of the organs for the secretion and excretion of semen, is the most frequent and most active cause of spermatorrhœa. The influence of this cause may be very easily conceived, and its traces may be detected in the organs after death; I shall therefore commence the subject by its consideration.

Works on pathological anatomy have hitherto afforded us very little information respecting this important and delicate matter; the omission arises from several circumstances.

Inflammation of the spermatic organs does not threaten life at its commencement; when the patient dies at an early period of the affection, it is in consequence of some other more serious disease, which engrosses the care of the attendants, so that after death, examination of the spermatic organs is neglected.

When the continued influence of this inflammation produces diurnal pollutions sufficiently serious to destroy life, the periods of their occurrence are very distant; the symptoms are insidious, and their true cause, in many cases, is not even suspected. Whatever the care taken, then, in examining the body, it generally happens that every part is inspected except the genital organs; incomplete cases are thus published, which are received with the more confidence because the dissection of the viscera, generally, has been made with care.

The situation of the prostate and seminal vesicles is another reason why their examination is neglected. In order to inspect these parts with the minute care requisite, it is necessary to divide the crural arch near its centre, to remove the abductor muscles of the thighs, to cut through the horizontal rami of the pubes, and the rami of the ischia, so as to remove the testicles, the vasa deferentia, the rectum, and the perineum undisturbed.

It is by this means only that we can obtain a good view of the organs situated in the lower part of the pelvis, examine their relations with care, or observe their colour, consistence, and dimensions—circumstances requiring attentive study—since serious symptoms may follow almost imperceptible lesions. Thus, for instance, the orifices

of the ejaculatory ducts may have been rendered uneven by some slight ulceration; their form may have been altered, or their size increased, of which I have met with several cases; and we can easily conceive the consequences which may result from even the partial destruction of their little sphincter muscles. The colour, firmness, and exact size of these canals also furnish information of much importance.

The examination of all these parts requires considerable time, patience, and skill; it is necessary to inspect them thoroughly, in order to appreciate all changes affecting them, and this is impossible if the removal of that portion of the pelvis, to which they are attached, be omitted. Thus the section I have described becomes in a measure indispensable; nevertheless, in general practice it is never had recourse to, except for the purpose of examining some rare affection of the bladder or prostate. In order to understand, thoroughly, the conditions of these parts when diseased, it is necessary, also, to have seen them very frequently while healthy; this is neglected even by men who devote themselves specially to the study of pathological anatomy. On this account I shall illustrate their pathological changes, by some cases which would under other circumstances be devoid of interest.

CASE I.

Blennorrhagia—Diurnal pollutions—Hypochondriasis—Chronic affection of the Brain and its Membranes—Death.

AUTOPSY.—Right kidney in a state of suppuration—Prostate nearly destroyed—Ejaculatory ducts ulcerated—Seminal vesicles altered. Nothing remarkable in the other organs.

In the month of January, 1824, I was requested to see M. De S—, affected with symptoms of cerebral congestion, from which he had suffered for some time. During several consultations I gathered the following facts.

M. de S— was born in Switzerland of healthy parents, and his father died suddenly of affection of the brain. M. de S—, possessing a strong constitution and an active mind, received an excellent education, and at an early age turned his attention to the study of philosophy and metaphysics; he afterwards studied moral philosophy and politics.

After having spent some years in Paris pursuing his favourite subjects, he was obliged to undertake the management of a manufactory, and to attend to details which wounded his pride. He became, by degrees, peevish and capricious—passed without apparent cause, from an extravagant gaiety to a profound melancholy—was irritated by the slightest contradiction—showed no pleasure at fortunate events—and gave way to anger on improper occasions; at length he appeared to feel disgust and fatigue at correspondence or mental exertion.

At this period he married, and Dr. Butini of Geneva, his medical attendant and friend, wrote respecting him as follows:—

“ With this marriage the most happy period of his existence seemed to

commence; but soon the germs of the disease, which so many causes had contributed to produce, became rapidly developed. It was perceived that M. De S—— wrote slowly and with difficulty, and his style presented signs of the decay of his faculties; he stammered and expressed his ideas very imperfectly; he experienced, also, at times, attacks of vertigo, so severe as to make him fall, without, however, losing sensibility, or being attacked by convulsions."

One day an attack which frightened the patient seriously, and left a deep impression on his family, came on whilst writing an ordinary letter. His medical attendants attributed this attack, which left a weakness of the right side of the body, to apoplexy. Twenty leeches were applied to the anus, and the danger seemed at an end.

Similar attacks, however, occurred at Geneva and Montpellier, and several distinguished practitioners were consulted: some of these, struck by the misanthropic irritability of the patient, and his solitary habits, regarded the affection as purely hypochondriacal or nervous; others, taking into consideration his digestive disorder, considered it an affection of the liver; but the greater number were of opinion that there existed a chronic affection of the brain, such as encephalitis, or chronic meningitis, arising from hereditary predisposition. This last opinion was held by Dr. Bailly, (of Blois.)

At all these consultations, the necessity of abstaining from serious occupation, the utility of travelling—of various amusements, and of a strict regimen—and the importance of free evacuations from the bowels by means of purgatives and injections—were agreed on. Many of the practitioners recommended the frequent application of leeches to the anus, with milk diet, &c.; others thought that assafœtida, baths, and camphor, were indicated.

None of these modes of treatment produced any considerable amendment; the leeches weakened the patient, and the milk diet disordered his stomach. His constipation continued. Cold plunge baths, and cold affusion to the head, relieved the insupportable spasms M. De S—— experienced in his legs and face; the waters of Aix, in Savoy, and the use of douches also appeared to produce some improvement.

Still M. De S—— became more irritable, and at the same time more apathetic. His attacks were more frequent and more violent, and he manifested greater indifference towards the persons and things he had before been partial to. The weakness of his limbs increased to such an extent that he frequently fell, even on the most level ground. His nights were restless, his sleep very light and often interrupted by nervous tremors, or acute pains accompanied with cramp. The cerebral congestion increased, and the imminent fear of apoplexy rendered leeches to the anus, venesection in the foot, tartar-emetiic ointment, blisters, mustard pediluvia, and the application of ice to the head, necessary.

Notwithstanding the employment of these energetic measures, another violent attack of congestion occurred. I was summoned on this occasion, and I found the patient restless, agitated, and incapable of remaining two minutes in the same place; his face was red, his eyes projecting, injected, and fixed, his physiognomy expressed extreme dread; his walk was uncertain, his legs bending under the weight of his body; his skin cold, and his pulse small and slow.

The last circumstance attracted my attention, and I also recommended the application of leeches to the anus. M. De S—— immediately threw

himself into a violent passion and asserted that leechess had *always weakened him without giving him any relief*. I was too much afraid of the occurrence of apoplexy to pay attention to this assertion, and I succeeded in obtaining the application of six leeches.

The next day I found the patient very pale, and so weak that he was unable to walk—a source of much annoyance to him, as he manifested a constant desire for motion. An œdematous swelling of the parotid gland and of the right cheek followed, which was succeeded, a few days after, by a similar state of the left leg and foot.

Sleep had become indispensable, and the patient was much reduced from the want of it; he told me with tears in his eyes, that he had lost his appetite, and could no longer relieve his bowels. I also learned that he was habitually costive and flatulent; that he often had recourse to injections and purgatives in order to relieve his obstinate constipation; and, lastly, that his walks, and the evacuation of his bowels had lately become the sole objects of his thoughts and conversation.

Having observed analogous symptoms in almost every person affected by diurnal pollutions, I made further inquiries respecting the attack, in which it was supposed that the right side had been paralyzed, and I was soon convinced that the intellectual powers had been wanting, and not the power in the hand which held the pen: both sides of the body had, in fact, retained an equal degree of strength.

Struck by a remark of Dr. Butini's respecting the progress of the disease soon after marriage, I made inquiries of Mme. De S——, and learned that the character of her husband had become so uncertain, irritable, and tormenting, that his friends thought he must be unhappy in his marriage. I then suspected that the origin of the patient's disease had been mistaken, and I requested that his urine might be kept for my inspection. The appearance of the urine was sufficient to convince me that my suspicions were well founded; it was opaque, thick, of a fetid and nauseous odour, resembling that of water in which anatomical specimens have been macerated. By pouring it off slowly, I obtained a flocculent cloud, like a very thick decoction of barley; a glairy, ropy, greenish matter remained, strongly adherent to the bottom of the vessel, and thick globules of a yellowish white colour, non-adherent, like drops of pus, were mixed with this deposit. I was therefore convinced that spermatorrhœa existed, together with chronic inflammation of the prostate and suppuration in the kidneys.

Notwithstanding the state of M. De S——'s intellect, I was able at a favourable moment to obtain further information. At the age of sixteen, he had contracted blennorrhagia; this he carefully concealed, and succeeded in curing by the use of refrigerant drinks. The following year the blennorrhagia returned and was removed by astringents. Two years afterwards, from drinking freely of beer when heated, the discharge again appeared, and after some time it again returned, from the effects of horse exercise. Since that time, M. De S—— had felt little sexual desire, and had abstained from intercourse without regret. Ejaculation during coitus had always been very rapid. Fully convinced by combining all these circumstances, I explained to M. De S—— the nature of his disease, and he promised me to observe carefully.

The next day he called me aside, and told me that the last drops of urine were viscid, and that during an evacuation of the bowels, he had passed a sufficient quantity of a similar matter to fill the palm of his hand.

Eight days after, another attack of cerebral congestion occurred, followed by stertorous breathing, cold skin, and an inappreciable pulse; the patient fell into a kind of syncope, of which he died on the 1st of March, 1824.

POST MORTEM INSPECTION, TWENTY-SIX HOURS AFTER DEATH.—The general emaciation of the body was extreme.

Head.—Between the dura mater and the arachnoid several bubbles of air appeared, mixed with a viscid serosity; the vessels of the pia mater were slightly injected; the arachnoid was a little opaque near the falx, but neither thickened nor granular; two or three spoonfuls of limpid serum were found in the ventricles, without any apparent alteration in their serous lining; the brain was slightly injected and soft throughout, but without appreciable alteration in any one particular part; the cerebellum, also, was very soft, of natural size, neither more nor less injected than the brain, and without any particular alteration. Three or four spoonfuls of serum were found at the base of the brain and commencement of the vertebral canal.

Chest.—Pleura pulmonalis every where adherent by a dense cellular tissue to the pleura costalis; lungs crepitant and pale, except at the posterior part; heart of the ordinary size, and firm.

Abdomen, tympanitic, green, and exhaling a very fetid smell; liver of natural colour and very firm; a spoonful of bile in the gall bladder; spleen small and of a violet colour; stomach distended by gas; mucous membrane thin, soft, and of a brownish gray colour; small and large intestines equally distended by gas, pale, and thin in their structure, containing a small quantity of brown, excessively offensive, liquid, faecal matter.

Left Kidney of the ordinary size, of a healthy red, and very firm.

Right Kidney a third larger than natural, adherent by a dense, resistant cellular tissue to the surrounding structures; containing in its parenchyma about forty little abscesses, varying from the size of a pea to that of a nut, some of recent formation, and without cysts, others old and encysted, all containing thick and creamy pus; the structure of the kidney reduced in four-fifths of its extent to a dense coriaceous membrane, full of cloacæ; the lining membrane of its pelvis red and villous; the ureter thin, distended, brownish, and much injected on its mucous surface.

Bladder rising as high as the umbilicus, and containing two pints of transparent urine. Its parietes thin; the muscular fibres weak and scattered; mucous membrane rose coloured and slightly injected, but thin and scarcely altered in appearance.*

Prostate projecting three or four lines behind the neck of the bladder, over about an inch and a half in superficial extent. In the Trigone Vesicle there was an effusion of albuminous matter, half a line in thickness and about two inches in extent, uniting the seminal vesicles to the anterior wall of the rectum.

The Left Seminal Vesicle small and brown, but in its normal position.

The Right separated from the corresponding vas deferens, folded on the posterior border of the prostate, atrophied and surrounded by a very dense fibrous cellular tissue, which was very difficult of dissection.

* In order to examine the genital organs with greater care, I removed the parts with the rectum, by means of the section before described.

The Prostate double its normal size and projecting into the rectum; hard on the sides of the neck of the bladder, soft in the centre. Its fibrous envelope having been divided with a bistoury, an opaque, thick, ropy, elastic matter escaped, like pus in colour, and the mucus of the nostrils in consistence. There was a cavity occupying the whole of the anterior and middle parts of the prostate, about fifteen lines in size in every direction, when the purulent matter had been removed; the gelatinous mass was observed to divide into a number of filaments which became impacted in numerous small foramina; the canal of the urethra being closed, these filaments came out by the openings of the mucous follicles of the prostate. When this cavity was emptied it became evident that the two inferior thirds of the prostatic part of the urethral mucous membrane had been detached and had covered the cavity in the prostate in the same manner that the cribriform lamella of the ethmoid bone covers the nasal fossæ in the dried skull.

The openings of the Ejaculatory Ducts in place of being circular and nipple shaped, formed a long slit, which was ulcerated, especially on the side towards the bladder; two probes of considerable size introduced through the vasa deferentia passed easily through these openings. The ejaculatory ducts were long and thin, as though dissected, and formed part of the superior wall of the cavity in the prostate. The posterior border of the prostate was not destroyed but was pale, soft, and easily torn, like all the parts in the neighbourhood of the principal abscess.

The Urethra presented no remarkable appearances.

The Testicles were small, flaccid, and pale.

I leave this case just as I wrote it when under impressions formed at the time, because its recital is well fitted to show those serious errors in diagnosis, which are much more common than might have been suspected.

Now that we have seen the more obscure parts of this case cleared up by degrees, let us consider the chronological order of the facts:—

An urethral discharge, badly treated in the beginning, reappeared from very slight causes, whose action, however, was easily appreciable. The follicles of the prostate from repeated attacks of inflammation, became disorganized; the ejaculatory ducts were laid bare, and their orifices became ulcerated; the inflammation extended to the seminal vesicles, and the peritoneum adjoining.

Soon after, a new train of symptoms set in, which became much aggravated after the patient's marriage, in consequence of the unaccustomed exercise of the disordered organs. Ejaculation was rapid, because the ejaculatory ducts were in a state of irritation. The erections were incomplete, and at length ceased altogether, because the semen was habitually expelled as soon as secreted. This discharge was considerable, for the testicles shared the irritation of the other parts. During all this time inflammation was creeping along the urinary apparatus, and ended by destroying the right kidney. Hence the symptoms observed previous to death; hence the very remarkable appearance of the urine, an excretion, to whose changes sufficient importance is not attached at the present day, from its exa-

mination having been once rendered ridiculous through the pretensions of quacks.

CASE II.

Blennorrhagia—Spermatorrhœa—Hypochondriasis—Frequent attacks of cerebral congestion—Death.

AUTOPSY.—Suppuration in the seminal vesicles—Ossific deposit in the vasa deferentia—Cystitis—Phlebitis—Old adhesions of the arachnoid and pleuræ—Abscesses in the muscles of the neck and shoulders.

On the 25th of September, 1825, Professor Broussonnet granted me the examination of one of his patients who was supposed to have died from cerebral hemorrhage. Before commencing the post mortem I learnt the following particulars:—

Francis Maurice, aged sixty-three years, formerly a soldier, had complained for some time of weakness in his legs; he staggered whilst walking as if he suffered from giddiness, and he would often have fallen if he had not been assisted. Occasionally he had attacks of congestion in his head; his face became red, he lost his senses, and experienced very varying spasmodic symptoms. After these his face became pale, and fainting occurred. These attacks had been treated by bleeding, derivatives, antispasmodics, and leeches.

At length, on the 22d of December, a violent attack of congestion in the head occurred; his face became purple, and the next day he died.

These symptoms seemed to indicate a chronic affection of the brain or its membranes, producing attacks of congestion, the last of which terminated in apoplexy. On inquiry I could not learn which side of the body had been paralyzed; but it seemed certain that no distortion of the face had ever existed. This circumstance made me suspect that the paralytic symptoms had always been general.

The cause of the disease was attributed to some hidden care. The patient had spoken little, and always presented a sad and silent appearance: he had complained of a host of different diseases, the greater number of which seemed imaginary, or, at least, much exaggerated. He complained of pain about the occiput, the neck, and the back; colic, distention of the lower part of his belly, and borborygmi affected him frequently. Notwithstanding his weakness he had a constant desire for motion: he could not remain quiet in bed, and often had recourse to the night-stool. He had an irritable manner; he tormented the nurses and snubbed the pupils, and was generally looked upon by the latter as a hypochondriac.

I learnt also that he had experienced several attacks of retention of urine, and I recollected having introduced a catheter for him a few days before his death.

I suspected, therefore, that the symptoms he had manifested arose from unperceived spermatorrhœa.

The following are the results of the inspection of the body:—

Head.—Cerebrum and cerebellum slightly softened throughout, but not more so in one part than in another; the cerebral substance slightly, but equally, injected, especially in the posterior lobes; several old cellular adhesions, five or six lines in extent, in the inferior occipital fossæ, intimately uniting the corresponding surfaces of the arachnoid; the cerebellum equally

adherent to the pia mater in the same situation, and incapable of being detached without injury to its structure. In the other parts of the interior of the cranium there was not the least local change that could be considered a result of recent disease.

Thorax.—Lungs, healthy; a few old adhesions of the pleuræ on both sides; heart flaccid, of the colour of wine lees, and easily torn; the principal veins without firmness, and of a dark violet colour; the iliac and crural veins presented the same conditions.

Abdomen.—The mucous membrane of the stomach slightly injected; the small intestines in much the same state; nothing remarkable in the other abdominal organs; the kidneys and ureters healthy.

Pelvis.—The bladder, which contained a large quantity of muddy urine, was united to the rectum by cellular adhesions; its mucous membrane was of a dark red, highly injected, and covered by small ecchymoses, from extravasation of blood in its structure; the prostate was of its natural size and firmness.

The Seminal Vesicles were much dilated, their parietes were very thick and dense, and they presented no markings or inequalities. These organs were attached by strong and much injected cellular tissue to the neighbouring parts, and each of them contained about a spoonful of thick yellowish pus enclosed in three or four cavities communicating with each other and with the ejaculatory ducts. The inner surface of these abscesses was uneven, rugous, and lined by a sort of false membrane formed by a layer of thickened pus.

The Vasa Deferentia were tortuous, and completely ossified for the extent of about three inches, but not obliterated. They contained a slightly viscid fluid.

The mucous membrane of the urethra was much injected, especially from the bulb as far as the bladder; the mucous follicles much developed. The neck of the bladder, was thickened, of a reddish brown colour, without tenacity and fissured by several recent lacerations.

Some days after, the pupils, who were dissecting the muscles of this subject, told me that they had found the subscapularis, and the supra- and infra-spinatus muscles on both sides, as well as several muscles of the neck in a state of suppuration.

Some time after I succeeded in learning the following facts.

Maurice whilst in service at the age of twenty-three years, contracted a violent blennorrhagia accompanied by orchitis and inflammation of the spongy tissue of the urethra, which he neglected after the relief of the most urgent symptoms. His character previously very gay, now changed by degrees; he experienced attacks of profound melancholy, during which he imagined that every one disliked him; when these attacks were over he gave himself up to dissipation; he drank freely, but when no longer excited he relapsed into melancholy, and often complained of pains in his head towards the occiput.

At first he experienced nocturnal pollutions, and soon after he perceived that in evacuating his bowels, especially when costive, he sometimes had a spermatic discharge. By degrees his digestion became much disordered, constipation became habitual, and the spermatic discharges at stool increased. He reformed and gave up drinking: his health was, however, ruined; he took cold easily, and suffered from pain in his side and frequent pains in his limbs and loins; he was constantly tormented by flatulence,

colic, and diarrhœa or obstinate constipation. His legs were weak, and his body was frequently affected with tremors; yet he could not remain in bed, he was tormented night and day by a constant desire for motion, and being very weak he frequently fell.

After some time he had difficulty in supporting his head, and he complained of a constant pain in his neck and shoulders, accompanied by tenderness in the vertebral column. The evacuation of urine, previously irregular and difficult, now became often impossible without the aid of a catheter.

Latterly, he became subject to frequent attacks of cerebral congestion, during which his face was purple; he was insensible, convulsed, and appeared to be threatened with an attack of apoplexy. The practitioner, called under these circumstances, never failed either to bleed from the arm, or to apply leeches, and as the attack did not last long, he attributed its relief to the abstraction of blood. Immediately afterwards, even when bleeding had not been practised, the patient remained exceedingly pale; and at the close of one of these attacks he died.

The same causes produced the same effects in this, as in the preceding case; the same symptoms led to the same errors in diagnosis: it was just as difficult to discover the truth, and the same appearances were found after death. Cases of this nature are not then so rare as might have been expected.

Supposing that in these two cases, we had proceeded to examine the bodies, with the pre-convictions arising from an observation of the symptoms; it is clear we should have found nothing in the cranial cavity, which would have accounted for the cerebral symptoms, for a general and uniform softness of the cerebral matter is observed after all chronic diseases, especially when decomposition has made any progress; it is evident also that we should have found nothing more satisfactory in the other viscera: who knows then, to how many errors these observations might not have given rise?

Among the cases cited by the believers in *nervous apoplexy*, and *special spasmodic* affections, I am convinced that a great number arise from spermatorrhœa; but, from the non-examination of the genital organs, it has been impossible hitherto to prove the correctness of this opinion. I trust that soon all practitioners will be able to avoid such errors. But let us reconsider the case of Maurice:—at the age of twenty-three he had urethritis, accompanied by chordee and orchitis. As soon as the worst symptoms were relieved, he resumed his old habits, and gave himself up to excesses of all kinds. By degrees his health failed under the influence of nocturnal, and afterwards, of diurnal pollutions; he became hypochondriacal, and notwithstanding his forced abstemiousness, he at length died in the same state as M. De S——.

Why did this patient resist the action of the disease longer than the first? Because the alterations were much less serious, and even the state of the pus found in the prostate seemed to announce that the inflammation had taken on an acute character, only during the last stage of the disease.

Can diurnal pollutions sufficient to destroy life, exist at the age of seventy-three years? Undoubtedly they can, since the vasa deferentia still contain at this age, a viscid secretion, consisting of badly formed semen: besides, the patient had told his friends shortly before his death, that in going to stool, he had passed semen in the palm of his hand.

I have before said that Maurice passed for a hypochondriac, and that his diseases were considered imaginary, or at least very much exaggerated; nevertheless, we found in various organs, recent and old changes, to which we must refer his complaints.

By degrees, as his health broke up, he became more easily affected; he complained of pains in his side—his lungs were attached to the walls of the chest by cellular adhesions; he often complained of pains in the head, fixed towards the occiput—the cerebellum was found adherent to the meninges at several spots, at the same time that the membranes were attached to each other: latterly, he complained of constant pains in the neck and shoulders—the subscapularis, and supra- and infra-spinatus muscles of both sides, together with several muscles of the neck, were found in a state of suppuration: the patient was subject to attacks of retention of urine—the neck of the bladder, together with the urethra and vesical mucous membrane, were thickened, and of a brownish red colour.

I ought to add, that the principal abdominal, and even the femora veins, were softened, and of a violet hue, and presented traces of phlebitis.

We see, therefore, that most of the disorders of which Maurice complained, depended on so many really existing local inflammations.

I know that many of the symptoms experienced by patients affected with spermatorrhœa are purely nervous, and that we find often after death, no trace of alteration in the organs which had been supposed to be diseased; but, I also know how the majority of post mortem examinations are conducted.

We forget that the slow and progressive weakening of the constitution, following disordered digestion, causes an increased nervous susceptibility in hypochondriacs; and that a less energetic resistance of the different organs to the action of causes capable of altering their health also results from it; hypochondriacal patients are thus much more liable to every disease, at the same time that they suffer more from the diseases affecting them.

A few words more on the other lesions: the vasa deferentia were ossified in several points; this ossific deposit was not the effect of age as might be supposed, for I have met with it under similar circumstances in very young subjects: it must therefore be attributed to old standing inflammation.

In the orchitis that follows blennorrhagia, the inflammation extends from the mucous membrane of the urethra to the testicles, by the ejaculatory ducts, seminal vesicles, and vasa deferentia; the latter

are almost cartilaginous in their normal conditions; in chronic inflammation, therefore, they may easily become encrusted with phosphate of lime.

The neck of the bladder was fissured by several recent splits. When the internes requested me to catheterize this patient, it was because they had been unable to enter the bladder. I learnt that they had always used the smallest instruments; by, on the contrary, using the largest I could find, I reached the bladder without difficulty.

CASE III:

Blennorrhagia—Retention of Urine, &c.—Apoplexy—Death.

AUTOPSY.—Effusion of Blood into the left ventricle of the brain—Hypertrophy of the heart—Gastro-enteritis—Abscess and tubercles in the kidneys and prostate—Stricture, &c.

Gojon, at the age of forty, contracted an acute blennorrhagia, with orchitis. Treated by irritating medicines, which produced diarrhœa and violent colic, it diminished, but did not entirely disappear, a slight urethral discharge continuing for ten years, with pain in the prostatic region and fossa navicularis. He was also annoyed by obstinate constipation. Between the ages of fifty and sixty he experienced difficulty in discharging his urine, a feeling of uneasiness in the urinary apparatus, weakness of the body, difficulty of digestion, considerable loss of flesh, and a remarkable diminution in his intellectual powers. Still later he had frequent attacks of retention of urine, successfully treated by baths and demulcents, intolerable pain in the kidneys and bladder, hypochondriasis, a strong aversion to frequented places, melancholy, and serious debility.

On the 1st of February, 1827, retention of urine occurred, for which leeches were applied to the perineum, and general baths and demulcents were employed without relief; active inflammation of the perineum and cellular tissue of the scrotum took place, for which fomentations were applied.

On the 5th the skin of the perineum gave way in three places, and a large quantity of urine mixed with pus was discharged.

On the 10th of February this patient was brought to the hospital. He was sixty-five years of age, his skin was warm, and his pulse full and strong; cheeks red, eyes watery, with pain under the orbits; ideas pretty clear, tongue red and dry, severe thirst and a desire for cold drinks; abdomen sensitive on pressure, especially in the hypogastric region; attempts at catheterism unsuccessful. Fomentations were ordered to the abdomen.

On the 11th an attack of apoplexy occurred, and on the 12th he died.

POST MORTEM APPEARANCES.

Head.—Considerable effusion of florid blood in the left lateral ventricle.

Chest.—Lungs crepitant. Hypertrophy of the left ventricle of the heart.

Abdomen.—Mucous membrane of the stomach red throughout its whole

extent; covered by little spots of ulceration scattered here and there; the injection of the intestines becoming more and more remarkable in the neighbourhood of the anus. Some ulceration in the rectum.

Genito-urinary organs.—From ten to twelve abscesses were found in each kidney; and in the left, crude tubercles, about the size of a bean, existed. The ureters were dilated, and their lining membrane red and injected. Bladder hardened and columnar, an inch in thickness. Mucous membrane of a violet colour, thick, soft, and ulcerated in several points. Prostate three times its normal size; more developed under the neck of the bladder than towards the rectum; furnishing, by pressure, a very abundant purulent discharge, and containing about thirty little abscesses and as many crude tubercles. This prostate resembled the tissue of a lung full of tubercles, of which some are empty, others suppurating, and others immature. The seminal vesicles and vasa deferentia thickened.

There was a circular stricture in the urethra, about half an inch in front of the prostate, formed by a tissue of a horny consistence, and scarcely permitting the introduction of a No. 2 catheter. An enormous dilation of the urethra was observed between the stricture and the neck of the bladder, and the mucous membrane of this portion of the canal was thickened, fungous, and softened, and presented in its posterior part a fissure whence three fistulæ took their origin.

The cellular tissue of the perineum and scrotum was full of pus. The testicles were healthy.

This patient died the day after his entry into the hospital, and during this short space, his state had not permitted us to think of involuntary spermatic discharges, always very difficult to detect in cases of this nature. The stricture was however, seated a little in front of the orifices of the ejaculatory ducts, and the prostatic mucous membrane was disorganized by inflammation; nothing is more common than spermatorrhœa under these circumstances. On the other hand the prostate was considerably altered, and the seminal vesicles and vasa deferentia were much thickened. It is then to be presumed that the loss of intellect, the great debility of the system, &c., arose, as in the preceding cases, from habitual spermatic discharges.

Death was caused by a large effusion of blood in the left lateral ventricle. Was the hemorrhage the result of one of those cerebral congestions of which we have spoken in the preceding cases? Analogy seems to indicate that it was.

Hypertrophy of the left ventricle of the heart was present, however, and the influence, which the increased development of this organ exercises on the brain, is well known. If this hypertrophy were not the sole cause of the effusion, it had, without doubt, a large share in producing it. In obscure questions like that which occupies us we must only admit facts that are incontrovertible, and we must resist as much as possible the attraction of pre-conceptions. I have, therefore, reported this case, because it confirms what I have stated respecting the facility with which inflammation of the mucous membrane of the urethra extends to all the other mucous membranes connected with it.

The first disease was urethritis with orchitis. Thus, at the beginning the inflammation extended from the urethra to the testicles by their excretory ducts, and the manner of this extension cannot be doubted, because, twenty-five years afterwards the vasa deferentia and vesiculæ seminales were still thickened. The extension of the inflammation in the direction of the urinary passages was still more evident, for not only the prostatic mucous membrane was thickened, fungous, and softened, but that of the bladder was thick and softened also, violet coloured and even ulcerated in several points; the ureters were dilated, and their inner surfaces red and injected; lastly, each kidney contained ten or twelve abscesses, tubercles also existing in the left.

The prostate is the principal seat of blennorrhagic discharges; being situated at the junction of the urinary with the genital apparatus, it cannot fail to be affected by disorders which extend to tissues very far from their points of origin; thus it was still more diseased than the kidneys. It was three times its normal size, and independent of the purulent matter furnished by its mucous follicles it contained about thirty small abscesses and as many crude tubercles.

I shall remark, as I proceed, that the circumstances under which the tubercles of the prostate and left kidney were developed, and the existence of these tubercles by the side of recent abscesses, leave no doubt as to the cause of their formation.

Before concluding these reflections, I must also notice that traces of acute gastro-enteritis and even of ulceration of the rectum were present. It is to this complication that we must attribute the redness and dryness of the tongue, the extreme thirst, and the sensitiveness of the abdomen to pressure—characteristic symptoms of inflammation of the digestive organs, which we must not confound with derangement of their functions, or with the gastralgia that so frequently accompanies spermatorrhœa; neither must we confound the hemorrhage that caused death, with the cerebral congestions of which I have spoken in the two preceding cases.

Unfortunately, these distinctions are very difficult to be established in some cases, as alterations of tissue often follow purely sympathetic functional derangements so suddenly, that it is impossible to specify the moment when the affection becomes really idiopathic. This is, above all others, the circumstance which has hitherto thrown so thick a veil over cases of spermatorrhœa; and which renders the minute examination of each case so necessary.

CASE IV.

Mental derangement—Belief in a change of sex—Death.

AUTOPSY.—Thickening of the arachnoid—Great alteration of the prostate—Atrophy and obliteration of the ejaculatory ducts.

I find the following particulars related by Professor Rech respecting an insane person who died under his care. "The intellect had been disordered for a long time; the patient believed he had changed his sex, and, thinking himself a woman, spent much of his time in writing to an imaginary lover: sometimes he fell on his kness and seemed to dig the ground for hours together. He had entirely lost the power of vision in the left eye. His death took place from exhaustion after an obstinate diarrhœa. At the post mortem inspection, the dura mater was found healthy throughout; the arachnoid was thickened in several points, and opacities were found on its surface which obscured its transparency. The pia mater contained a considerable quantity of serosity, especially between the cerebral convolutions. The brain, cerebellum, and medulla oblongata were healthy in all their parts. The optic nerve of the right side was atrophied behind the commissure to the extent of half an inch, of a greyish colour and very soft. In the left eye, the retina was separated from the choroid by a considerable serous effusion; the vitreous humour, apparently atrophied, formed a reddish and irregular mass. The lungs and heart were healthy, but the latter was remarkable for its small size.

"The mucous membrane of the intestines, from the cœcum downwards, was red and thickened; and this alteration increased in intensity near the rectum, in which numerous ulcerations existed.

"The prostate projected into the bladder, and was nearly two inches in extent in its long, and fifteen lines in its transverse diameter; its structure contained three small abscesses. The ejaculatory ducts were softened, atrophied, and *obliterated*. The vasa deferentia, and the vesiculæ seminales were on the contrary larger than ordinary."

The patient died of a chronic diarrhœa, and the intestinal mucous membrane was injected, thickened, and ulcerated; he had lost his power of vision in the left eye, and this eye was extensively altered, as was also the right optic nerve, before its entering the optic commissure; he believed himself to be a girl, and the functions of the testes must have been abolished, since the ejaculatory ducts were atrophied and obliterated. If this singular alteration of the genital organs were not the cause of the patient's derangement, it must at least have influenced its peculiar character.

SUMMARY OF THE PRECEDING OBSERVATIONS.

SYMPTOMS.—In the first two patients only, were involuntary spermatic discharges discovered, and their general symptoms well described. The other cases are hardly of importance, except in respect

of their pathological illustrations. It is only in the first two cases that the progressive deterioration of the spermatic organs can be well followed, from the first blennorrhagia to the patient's death; and that the ever increasing influence of spermatorrhœa over the whole economy, but especially over the cerebro-spinal system, can be appreciated.

The delusions produced in both patients by the last class of symptoms, are well fitted to open the eyes of practitioners as regards cases of this nature. The consequences resulting from them in a therapeutic point of view are so serious, that we cannot well attach too much importance to their due consideration.

But how can extreme cases of spermatorrhœa so closely simulate affections of the brain, or of its membranes? and, by what characters can we distinguish their symptoms from those arising from idiopathic affections of the same organs? In order properly to discuss questions of this kind, it is indispensable to have before us all the facts influencing them; but in passing, we may hastily consider those with which we are already acquainted.

In the first two cases, the cerebral symptoms were preceded during a long period, by a remarkable derangement of the other functions: thus, digestion was performed badly; the stomach no longer bore fermented drinks, spiced meats, or very nutritious food; stubborn constipation supervened; the intestinal tube was habitually distended by flatus; sexual intercourse became more and more rare, the act more rapid, and at last entirely impossible. The patients, in these cases, discontented with themselves and their friends, and tormented by flatus, of which they want continually to relieve themselves, shun society and its trammels; they dislike every thing which recalls to them pleasures they are unable to share; they become melancholic and irritable, misanthropic and hypochondriacal; ever occupied by the consideration of their health, they manifest the utmost indifference for all things which do not affect it.

The cerebral functions are not more weakened than all the rest, but their disorder produces more serious consequences, and is more readily perceived. It is soon remarked that memory becomes impaired, that the train of thought is easily interrupted, and that the least excitement of the intellect induces congestion towards the head. Difficult digestion, more obstinate constipation, and abdominal distention by flatus, supervene in these cases, which end by attacks of congestion in the fatigued and weakened brain.

But these congestions are accompanied with a remarkable feebleness of the pulse, chilliness of the limbs, general uneasiness, anxiety, agitation in every sense, and a remarkable desire for motion. They are immediately followed by pallidity of the countenance, general debility, and alarming faintness, *without any one part of the body being more affected than the rest.*

Apoplectic congestions are never preceded for years by a progressively increasing weakness of the economy; the pulse is full, and there is a tendency to drowsiness.

The patient whose case I have related in my third observation, died in consequence of an extensive cerebral hemorrhage, which came on suddenly in the left lateral ventricle of the brain; but this patient had hypertrophy of the heart, and the first attack promptly caused death; it is therefore probable that the congestion was not due to the same cause, and it certainly did not present the same characters as in the two preceding cases.

The disorder observed in the ideas of such patients, cannot be confounded with delirium; whenever delirium has been really present in these cases, true meningitis has been found to exist, of which, I have seen numerous examples. The state of the intellect in these affections, manifests perhaps a greater resemblance to demency; but demency commonly follows mental derangement; besides, it is always easy to obtain, in the cases I am considering, clear and connected answers.

It is impossible also to confound the disorder of the digestive functions with the symptoms of inflammation of these organs; in all cases in which inflammatory symptoms are observed, gastro-enteritis is actually present.

LESIONS.—It is chiefly on account of the alterations discovered in the spermatic organs that the cases I have hitherto recorded, are of value. The influence of the urethra on all the organs which open into it, is an important phenomenon in the history of spermatorrhœa. To have a clear idea of this influence, it is necessary especially to prove the facility with which inflammation creeps along the mucous membranes, to even their most distant continuations.

Prostate.—Blennorrhagic discharge arises from the mucous follicles of the urethra, and of the prostate especially, where they are most developed and most numerous: the prostate, in fact, is formed of these follicles, united by cellular tissue.

During the first days after contagion, a tickling in the urethra is felt, with itching heat and pain, especially during the emission of urine. The secretion of the canal is increased, and changes its appearance, but it is not until the inflammation has reached the prostate, that the discharge acquires its greatest severity. It is then principally secreted by the prostate, and experienced patients seem to be aware of this, for in doubtful cases we see them compress the urethra from the perineum to the glans penis, in order to expel the secretion. Besides, post mortem examinations permit no doubt to remain on the subject.

But the irritating matter which excites the disease is not deposited on the surface of the prostate, and it is not because this matter contains a contagious principle, that the inflammation is propagated so rapidly from the orifice of the urethra to the prostatic mucous follicles, for leucorrhœa, the menstrual discharge, or the lochia, are frequently sufficient to excite a profuse discharge, the seat of which is equally in the mucous follicles of the prostate.

It is not the passage of the irritating matter from one point of the mucous surface to another, that favours this propagation, for the discharge passes from behind forwards, and the inflammation extends in the opposite direction.

However it may arise, the fact is constant, and it clearly explains the frequency of prostatic disease as a sequel to blennorrhagia.

In the beginning of a very acute inflammation, the prostatic follicles are gorged with a thick adhesive pus, and form a firm and yellowish body like a scrofulous tubercle; the cellular tissue surrounding them is so far, however, perfectly healthy, so that the follicles can be easily separated from one another throughout their extent, and the nature and seat of their changes can thus be proved.

At a more advanced period of the disease, we find the prostate infiltrated with pus or a pultaceous matter, which may be pressed out in the form of granules; the cellular tissue is now, therefore, attacked by the inflammation, but suppuration is not yet well established.

At a still more advanced period, by slightly compressing the prostate, pus may be made to exude from all its excretory ducts, and it contains besides, little abscesses from the size of a linseed to that of a pea. Here the suppuration of the cellular tissue has begun to form into distinct collections.

In the third case I have related, the prostate was three times its normal size, and furnished on pressure, a very abundant purulent matter; it contained besides this about thirty little abscesses, and as many crude miliary tubercles. We observe here the same progress of the inflammation, but the abscesses, in place of discharging their contents, were transformed into tubercles by the absorption of the fluid parts of the pus.

In the first case I have reported, the prostate was partly destroyed, and contained in its fibrous envelope an elastic and purulent matter, which passed into the canal of the urethra, through a number of foramina in the mucous membrane. These foramina were the orifices of the mucous follicles whose parietes had been destroyed by suppuration.

We see by these observations, then, that the inflammation extends from the urethral mucous membrane to that lining the mucous follicles of the prostate, and afterwards to the cellular tissue uniting them; that abscesses form, and either discharge their contents by the mouths of these follicles after having destroyed their parietes, or in other cases form tubercles, which end in the same way; that the prostate becomes destroyed by degrees, and is reduced to a fibrous envelope, quite perfect, and covered by a kind of perforated membrane, the foramina in which vary in form and size, according as the excretory orifices remain distinct, or are united together by the destruction of the intervening tissue which separates them.

When the inflammation of the prostatic cellular tissue is less severe, in place of pus, an albuminous matter is deposited, which infiltrates

the part and gives rise to indolent engorgement, and if this be not dispersed promptly and entirely, induration of the prostate will result. I have seen many cases in which this has occurred.

Spermatic Organs.—The frequency of orchitis arising from blennorrhagia shows with what facility inflammation of the urethra extends to the testicles. This extension takes place by means of the mucous membrane. Injury, exposure to cold, &c., may indeed favour the development of orchitis; but its principal cause, often its sole cause, is the influence of the urethral mucous membrane over that lining the excreting organs of the semen.

Both patients and practitioners are in many cases much puzzled to understand the appearance of orchitis, and they would be still more so if pre-conceived opinions did not facilitate its explanation. Sometimes it is from having walked too far, or from having sat too long, sometimes from having worn too tight a pair of trousers, or from having bruised the testicles by crossing the legs, that the disease has arisen. But who is not exposed to the action of such causes? I admit that it is often immediately after a circumstance of this kind that the patient experiences for the first time, a more or less sharp pain in the testicle, which is soon afterwards followed by the other symptoms of orchitis; but those patients who observe carefully never fail to remark, that they first experienced a sense of weight in the inguinal region, and of dragging and pain in the spermatic cord. On examining the cord of the affected side, the vas deferens is then found to be swollen and very sensitive, and it even sometimes happens that the swelling of the cord is so great as to cause a kind of strangulation in the inguinal canal.

When, afterwards, the inflammation extends to the body of the testicle, it is attributed to the first cause which drew attention to the morbid sensibility of the organ, and then it is that the urethral discharge diminishes or becomes suppressed, according as the new inflammation is more or less severe. The suppression of the discharge makes the patient imagine that the affection itself has attacked the testicle, and many medical men even believe that the suppression does give rise to orchitis. They are deceived by taking the effect for the cause; but it is not the less true on this account, that the inflammation of the canal has originated that of the testicle; indeed the succession of the symptoms ought to be sufficient to show the course the disease has taken.

When both testicles have been affected, both ejaculatory ducts are found altered, and when both seminal vesicles or both vasa deferentia have been inflamed, the same alteration is remarked in both the ejaculatory ducts. When one only of the spermatic organs has been inflamed, I have always been able to trace the inflammation to the orifice of the corresponding ejaculatory duct, whilst the other has been found unaffected. I have also seen the inflammation spread without interruption as far as the tunica vaginalis of the testicle or of both testicles, according as the disease has extended on one side or on both.

This affection of the tunica vaginalis may be easily explained, since any alteration of the glandular tissue is readily partaken by its fibrous covering, which is intimately united with the serous tissue coating the gland.

Inflammation of the seminal vesicles extends itself in the same manner in some cases, to the adjacent peritoneum. In the first case I have related, this inflammation was quite recent; the matter deposited on the surface of the serous membrane was still albuminous, soft, and unorganized; and in the second case, the bladder was united to the rectum by cellular adhesions, evidently due to the same cause.

These observations are of greater importance than they appear; they prove that general peritonitis might easily arise from the diseases we have been studying. The old and circumscribed adhesions of peritonitis which sometimes line the bottom of the pelvis, ought also to be noted as being almost certain proof of old inflammation of the seminal vesicles; they may, therefore, assist much in explaining the symptoms observed during life, when the alterations of the spermatie organs have passed away, or do not leave any very apparent traces. However this may be, these alterations of the peritonæum and of the tunica vaginalis prove that the inflammation is propagated by contiguity of tissue.

But it is necessary to examine a little more in detail the state of the different spermatie organs.

Orifices of the Ejaculatory Ducts.—In the patient who was the subject of the first case, the orifices of the ejaculatory ducts, in place of being circular, formed one elongated and irregular cleft. The ducts themselves were very large. This enlargement has been noticed by Stoll* in a case related by him; and it was still more remarkable in a body I once saw in the School of Medicine, in which the opening admitted a goose-quill. In all these cases still more serious lesions existed, but it is easy to conceive that the dilatation or ulceration of the sphincters which terminate the ejaculatory ducts, may alone possess great influence over the production of spermatorrhœa, and I should not be surprised if we should find sometimes no other lesion capable of accounting for it.

The Ejaculatory Ducts generally share the alteration and dilatation of their orifices; besides which, they may be insulated, as though dissected, by the suppuration of the prostate, or thickened, hardened, and cartilaginous, or they may even contain osseous granules. These alterations, much more serious than those of their orifices, must dispose very much to the involuntary escape of the semen. The ducts having lost their elasticity, and even their power of contraction, are no longer able to drive back the semen into the seminal vesicles; or at least they are incapable of retaining it, however gently these reservoirs may contract, or however little they may be compressed.

* Pars prima rationis medendi.

The pressure exerted on these ducts, by the swelled tissue of the prostate, may cause their atrophy or obliteration, whence, of course, ensues the more or less complete loss of their functions.

Seminal Vesicles.—It would appear that pus formed in the seminal vesicles should be easily expelled; but these two receptacles, composed of ramified cells, are placed out of the direct course of the semen, to be used as reservoirs for it; and they only communicate with the vasa deferentia and the ejaculatory ducts, by a very narrow opening, in front of which the seminal fluid may pass to be discharged directly from the testicles into the urethra; it seems that the swelling produced by inflammation may so much lessen this opening as to form an obstacle to the exit of pus, for a shorter or longer period; in one case which I had an opportunity of examining, the pus had acquired a considerable thickness, and that at the bottom of the cells was still more thickened, exactly resembling tuberculous matter. The residence of the pus in this situation may be even still more prolonged, should the watery part be more completely absorbed; in these cases we find only a yellowish homogeneous substance, soft, like plaster, or even chalky, the true origin of which has been entirely mistaken.

It is almost unnecessary to notice that the presence of pus prevents the entrance of the semen into the reservoirs intended for it, and that it becomes, from this alone, an immediate cause of spermatorrhœa. We can easily understand also that after the expulsion of the pus, the parietes of the vesicles must be thickened, and that they may always remain hardened, altered in shape, thickened, cartilaginous, or even bony. In more favourable cases, also, their lining membrane must preserve, during a long time, an abnormal sensibility, the influence of which must be very injurious.

It is not, however, necessary that such serious alterations should exist in the seminal vesicles in order to account for the irregular and spasmodic contractions of which they are sometimes the seat, or for their influence on the production of spermatorrhœa; but it is useful to understand fully the most striking changes, in order the better to appreciate the slighter ones.

The *qualities of the semen* found in the seminal vesicles should also be carefully noticed; I have seen it resemble meconium in one of these receptacles whilst pus existed in the other; and it is probable that the alteration of the secretion of the one testicle was due to a similar influence which, in the same case, had acted still more evidently on the opposite organ.

Vasa Deferentia.—Pus formed in the vasa deferentia is not in all cases easily expelled; swelling of their walls may bring about complete obliteration of these vessels in one or more points, whilst in others they are distended by the accumulation of the pus, so that pouches, more or less dilated and separated by contractions, somewhat resembling irregular chaplets, are formed. This disposition may extend itself to the epididymis, and to the corpora Highmorianæ, the

mucous membranes of which are continuous with those of the vasa deferentia at one part, and with those of the secretory tubes at another.

Pus thus separated and submitted for an indefinite time to the action of the absorbents, becomes more and more solid, and gives rise to deposits resembling those of tuberculous matter, the aspect and consistence of which may present every degree of alteration in the same individual, according to the age and size of the abscess.

From this obliteration of the vasa deferentia, retention of the semen in the testicles also results, so that the generative power is lost; but it does not necessarily follow from this that the patients should be free from spermatic discharges. If the abscesses of the epididymis open externally we can understand that the semen will escape immediately through this rupture of the excretory canal, and that in this way a true spermatic fistula is formed; and should this take place on both sides, it is clear that the patients would be exposed to the same phenomena as if they were affected by spermatorrhœa.

If the obliteration of the excretory canal be not followed by rupture, it is probable that the secreting organ after having been a long time distended, swollen and painful, will in the end diminish by degrees, and will become completely atrophied, as happens to other glands under the same circumstances. Thus certain cases of atrophy of the testicles, after very long and painful swelling of them, may be accounted for.

When the vasa deferentia are felt hard and knotty there can be no doubt as to the cause of this atrophy; but sometimes the alteration takes place in parts where manual examination is impossible, and in these cases the state of the prostate will be likely to furnish important information; when it is found irregular, swollen, and enlarged, the atrophy of the testicles must be regarded as the consequence of pressure on the ejaculatory ducts.

In an officer whose case I treated, the testicles were not larger than those of a child of six years; the patient had experienced a continued dull pain in them for a long time; the prostate was much altered; his moral faculties had experienced the same changes that occur in cases of spermatorrhœa, but the physical man was not much weakened; the reason of this is evident.

Chronic atrophy of the testicles, following more or less acute pain in them, is by no means rare; these pains are usually considered nervous, and the insensible wasting which follows them has not been as yet satisfactorily explained. All the patients of this kind whom I have had an opportunity of observing, had suffered previously from blennorrhagia, of which I am convinced this atrophy was the distant but direct result.

We often find the vasa deferentia thickened, hardened, cartilaginous, or even quite ossified, in patients who have had orchitis. These cases confirm what I have stated respecting the mode of transmission

of inflammation from the urethra to the testicles, for all these shades of induration are so many results of inflammatory action.

Testicles.—Every surgeon knows how slowly enlargement of the epididymis and corpus Highmorianum, following orchitis, is dispersed. This fact alone is sufficient to prove that it is by the vas deferens that the inflammation reaches the testicles, because it is by means of the corpora Highmoriana that the secretory tubes open into the excretory ducts. It is not then surprising that this part of the testicle should be the one most seriously altered, and often even the only one affected.

Purulent collections formed in the testicle are not able, like those in the organs we have already considered, to empty themselves by the excretory canals, and the fibrous envelope which encloses the secretory vessels is very resistant; it must, therefore, often happen that slight and very circumscribed inflammations are arrested before suppuration has been able to appear externally. If in these cases complete absorption do not take place rapidly, the thicker part of the pus may form tubercles, the presence of which will in its turn, be a cause of new inflammation, and the vessels secreting the semen may, like the follicles of the prostate, be destroyed by degrees, so that the gland may become reduced to its envelope only. Other products besides pus may be formed in the cellular tissue of the testicle; when the inflammation is slight but of long duration, or frequently recurring, a gelatino-albuminous matter is deposited which thickens and becomes a source of organic alterations like those in the prostate, and the first cause of these also may be usually traced to long neglected chronic affections of the urethra.

I have attached much importance to the thorough understanding the mode of transmission of inflammation from the urethra to the testicles, because the establishment of this point explains in the most simple way why the presence of a sound in the urethra, or the existence of a stricture, so often excites congestion and inflammation of those organs, and even in some cases the development of hydrocele, as well as why the removal of the cause suffices generally to make the effect cease.

The conciliation of all these circumstances is especially of importance to the study of spermatorrhœa; and the intimate connexion of the urethra with the testicles by means of the vasa deferentia should suffice to forewarn us of the influence, which the condition of the mucous membrane surrounding the orifices of the ejaculatory ducts, must exercise on the secretion and expulsion of semen.

Urinary Organs.—Analogous phenomena present themselves in the organs secreting and excreting the urine. The inflammation extends from the urethra to the kidneys by means of the bladder, and ureters; it is even easy to trace its progress, without interruption; hence the violet coloured spots of congestion, the ecchymoses, and even ulceration of the mucous membrane lining these organs; hence the swelling and injection of the kidneys; hence the abscesses of all sizes and

of all stages, encysted and non-encysted, and mixed with crude or suppurating tubercles, which have been found in the kidneys.

As a sequel to these successive attacks of inflammation I have seen the tissue of the kidney destroyed like that of the prostate or of the testicle; almost reduced, in fact, to its external fibrous envelope.

There is then an exact similitude between these two classes of organs, and if the kidneys could be as easily examined as the testicles this resemblance would appear still more strikingly.

Comparison of the two sets of Organs.—We often see after exposure to cold or excessive drinking, a blennorrhagia diminish or cease entirely, and the patient experience at the same time violent and deep-seated pain in the loins: the urine is scanty, high coloured, and sometimes even bloody. If in these cases we could examine the kidneys as we do the testicles, we should, perhaps, find that attacks of nephritis following blennorrhagia are nearly as frequent as those of orchitis.

I am convinced that, in the cases I have seen, alterations of the kidneys have been more frequent than those of the testicles. It is not only as a sequel to blennorrhagia or stricture that nephritis takes place, every inflammation of the urinary canals may extend to the kidneys; and this is why acute or chronic cystitis, and the presence of stone in the bladder, are such common causes of inflammation of these organs; this is why the kidneys are so often found disorganized when the bladder has been long irritated by the presence of extraneous matters, or by repeated attacks of retention of urine.

I believe I have now more than sufficiently shown how easily acute inflammation of the urethra extends to the secreting organs of the semen and urine, by means of their excretory ducts, I have compared together the phenomena that occur in both classes of functions, because they are presented at the same time, in very nearly the same degree, and with analogous characters. But this resemblance is not observed in cases of acute inflammation only; it is more easily shown in these cases, and on this account I have commenced with their consideration. Similar phenomena are, however, observed under the influence of less active causes.

When the bladder is irritated the secretion of urine is increased in quantity and altered in quality; and at the same time that it becomes more abundant and more watery, it remains a shorter time in the bladder: the desire of micturition is felt oftener and more suddenly; however the patient may wish to retain the excretion, the sensation is so painful, and the bladder contracts so violently, that the urine is often expelled in spite of every effort, and before the patient has had time to prepare himself for its discharge. The fluid is passed each time in small quantity, the jet is short and feeble, and falls within a little distance of the patient's feet; should this state continue any length of time the muscular coat of the bladder becomes more developed, the parietes of the organ are thickened, and its capacity diminishes in the same proportion. Those who have noticed the coincidence of this limpidity of the urine with its frequent expulsion, have

concluded that the more watery the fluid secreted the more it irritates the mucous membrane. But it is impossible for us to admit that the urine should irritate the bladder most when it contains least salts in solution. It is evident that the effect has here been mistaken for the cause. It is because the bladder is irritable that it cannot longer bear the presence of the urine, and this fluid is more watery, because the irritable kidneys secrete it in greater quantity, and it remains a shorter time in the bladder; that this view is correct, is proved by the vesical mucous membrane, when it possesses its normal sensibility, submitting for a long time to the presence of a large quantity of watery urine, as occurs daily after meals.

If this irritation be prolonged, it may produce in the end a kind of relaxation of the secreting vessels, and degenerate into diabetes. The urine entirely loses its chemical characters; the urea and uric acids are replaced by a saccharine matter, and the system wastes in consequence of furnishing so superabundant a secretion.

Exactly the same phenomena are observed in the spermatic organs when they are submitted to the influence of a similar irritation; the testicles secrete an increased quantity of semen because they are irritated, and their secretion is more watery because it is less perfectly formed, and remains a shorter time in its reservoirs before expulsion; it is more rapidly expelled because the seminal vesicles are more sensitive to the impression produced by its presence, and are more readily excited to action.

The spasmodic contractions of which these organs become the seat, commence by producing ejaculation very rapidly either during sexual intercourse or after erotic dreams; this renders coitus rapid and incomplete, and nocturnal pollutions very frequent; afterwards, the weakness and irritability are increased, the semen becomes more abundant, and still more fluid, and the convulsive contractions of the seminal vesicles are more frequent; during this state the approach of a female, or even a lascivious idea may suffice to excite ejaculation; but the semen is no longer projected with energy, erection is never complete, and scarcely any sensation accompanies emission.

These injurious contractions are at last excited even by still less distinct causes; the patients feel them come on when least expected, they dread their consequences and still they are quite unable to prevent them. Lastly, there are cases in which the debility of the genital organs is such that a true *spermatic diabetes* may be said to be present, as well by the quantity and quality of the secreted fluid as by the frequency of its emission.

We have been unable to make the same chemical experiments on the altered semen that have been made on the urine of diabetic patients; but the semen in such cases contains no more spermatozoa than the urine does urea. Let it not be thought that this statement is founded only on analogy; the fact really exists in practice. I have at this moment a patient under my care, who is dying, worn out by the effect of diabetes with diurnal pollutions of the same nature.

Here then we have from the action of the same causes, the kidneys, testicles, bladder, and seminal vesicles affected in the same manner, and producing analogous results; and further, these affections seldom occur singly; thus, in stricture, the urinary passages are, indeed, chiefly affected, but I have seen cases in which the spermatic organs have been almost as much disordered; it is not inflammation alone which may extend in both these directions, but even a simple irritation of the urethral mucous membrane.

Diurnal pollutions are too little understood to have been generally noticed in these cases: they are always obscure, and the attention is fixed usually on another object; but I have so often satisfied myself of their presence as a sequel to strictures, that I regard spermatorrhœa as the true cause of all the cases of hypochondriasis, ischuria, and debility, which are attributed to affections of the urinary organs. This position, is, I think proved by the weakness and rare occurrence of erection, the rapidity of ejaculation, and the increased fluidity of the semen observed in most of these patients.

Cases of diurnal pollution uncomplicated with chronic catarrh or irritation of the bladder are somewhat rare: and this often renders diagnosis difficult, not only on account of the symptoms of catarrh being present, but also on account of the mucous secreted by the bladder and prostate. On this account when I see the urine cloudy, I always inquire respecting diurnal pollutions, so that I may not confound mucus with semen.

It is very remarkable also, that those who give themselves up to venereal excesses or masturbation, frequently experience a desire to micturate; this fact gave rise to the saying of the ancients, "*raro mingitur castus*." I have ever been struck by the truth of this axiom; and the fact proves how easily the urinary organs share the excitement of the spermatic.

Another very important circumstance in the history of diurnal pollutions proves how correct is the analogy I have established between irritation of the bladder and that of the seminal vesicles. It is almost always at the end of the emission of urine that the semen escapes; the bladder then contracts forcibly to expel the last drops of urine, and the seminal vesicles also enter into action, and expel with the urine a greater or less quantity of their contents.

It has been wrong to attribute this viscid discharge to the prostate, because it does not present all the qualities of ordinary semen; the evacuation is sometimes very abundant, and that it is semen, cannot, in these cases, be mistaken. Besides this, when the patients have their attention called to the circumstance, they know very well how to estimate the contractions of the seminal vesicles, which are even in general proportion to the extent of the evacuation.

Most patients remark also that when they are threatened with a relapse, it is preceded by a more frequent and very sudden desire to micturate, whether this increased sensibility of the bladder arise from cold or from an excess either of drink or of coitus. This proves that the same causes act at once on both sets of organs.

Persons affected by diurnal pollutions experience, generally, very injurious effects from the use of diuretics. Nearly all those who have taken squills, nitrate of potass, digitalis, &c., have noticed during their use a remarkable increase of the seminal evacuations, and a few, after having been cured during a longer or shorter period, have experienced relapses which could not be attributed to any other cause, and which have spontaneously passed off as soon as they have relinquished the use of these medicines.

It is also well worthy of notice that children subject to incontinence of urine, are particularly liable to nocturnal pollutions at the age of puberty; and at a later period, to diurnal pollutions.

Lastly, I cannot conclude this parallel of the two sets of organs without mentioning that obliteration of the spermatic excretory ducts may be followed by the formation of spermatic fistulæ, in the same manner that strictures of the urethra give rise to urinary fistulæ.

To resume:—All the mucous surfaces of the genito-urinary organs have the greatest analogy and the most intimate connexion with one another. It is by them that inflammation creeps by degrees to the secreting organs of the urine and of the semen. The portion of this membrane which lines the prostate, being in intimate connexion with that of the mucous follicles, with that of the ejaculatory ducts, and with that of the bladder—this portion then is the one, the different conditions of which have most effect on all the rest. This connexion takes place by means of the lining membrane of the ducts; and is by no means to be considered the result of sympathy, such as exists between the uterus and breasts.

The excretory canal transmitting the inflammation, must necessarily share its influence. The seminal ducts and vesicles, then, cannot remain unaffected by the action they transmit to the testicles and this is an important consideration when we recollect that these are as much the acting organs in the emission of semen, as the bladder is the organ for the expulsion of urine.

We shall often find it necessary to apply these facts to the study and treatment of diurnal pollutions, and in passing, it is as well to notice, that the influence of the excretory canals on the secreting organs is not an isolated phenomenon occurring only in the kidneys and testicles, but that it is the result of a general law, applicable to all glands.

Suction excites the secretion of milk and changes its qualities; the first drops drawn from the nipple are watery, and the milk afterwards becomes more abundant and better formed in proportion as the suction continues. The introduction of extraneous bodies between the eyelids increases the lachrymal secretion, which sometimes even is so changed, that it irritates and excoriates the skin of the cheeks. The presence of food in the mouth, especially when spiced and savoury, increases the secretion of the salivary glands. During digestion the liver and pancreas are excited; and the

action of emetics and purgatives produces the same effects. The ejaculatory ducts open on the surface of the prostatic mucous membrane; is then, the important part this membrane plays in the production of spermatorrhœa, a cause for wonder?

CHAPTER III.

CAUSES OF SPERMATORRHŒA.

Blennorrhagia.

THE first case of diurnal pollutions which I had occasion to treat occurred in a student of medicine, twenty years of age, who studied his disease with much care, and described its causes and symptoms with remarkable perspicuity. The following are the facts:—

CASE V.

Lymphatic temperament—Blennorrhagia—Orchitis—Nephritis—Nocturnal and diurnal pollutions—Abuse of mercurials—Injurious effects of cold and tonics—Cure by means of leeches, the use of flannel, and milk diet—Fresh attack of Blennorrhagia—Same treatment with the same result.

M. N——, of lymphatic temperament, tall and thin, with a pale face, red hair, white, and habitually cold skin, narrow chest, and soft feeble voice, had never suffered from any diseases except those about to be described. In January, 1821, M. N—— contracted blennorrhagia which was treated by emollient drinks, general baths, and corrosive sublimate. In the month of April, several doses of Chopart's* mixture were taken and arrested the discharge, after a duration of four months. Six weeks afterwards he contracted a second blennorrhagia, and in September, swelling of the left testicle occurred after horse exercise. This swelling was in a great measure dispersed, but a flaccid state of the scrotum remained, causing painful dragging pains in the spermatic cords, which were relieved, however, by the use of a suspensory bandage. At the commencement of 1822, the discharge still continuing, local astringents and mercurial frictions were employed, with iodide of potassium and bichloride of mercury internally.

* The following is the composition of Chopart's mixture:—

℞ Balsam copaib.,
Alcoholis, sp. gr. 33°,
Syrupi simplicis,
Aq. menth. pip.,
Aq. flor. aurant., aa partes sexaginta,
Sp. æther. nitr. partes octo;

M. ft. mist enjus cochlear. minim. unum nocte maneque sumend.

Under this treatment the discharge diminished, but did not entirely disappear.

Whilst taking these remedies, M. N—— was exposed to severe cold. Cutaneous exhalation was suppressed, and pain in the loins supervened. This was generally of a dull character, but was rendered acute on the least exposure to cold; about the same period M. N——'s digestion became impaired. He attributed this to weakness of the stomach, and sought to stimulate the organ by a generous diet, and by the use of rhubarb and wine. These means, however, only increased his disorder, and, about the month of June, 1822, it became very serious. As soon as food reached the stomach he felt an oppression at the præcordia, with difficulty of breathing, general lassitude, and sometimes a desire to vomit; his tongue was white and pasty; his bowels constantly distended with flatus, and he suffered from obstinate constipation, with occasionally, slight fainting fits; he was quite unable to fix his attention on any subject requiring mental exertion.

Although without appetite, he forced himself to eat to keep up his strength, but his digestion became more difficult, and he felt himself much overcome by lassitude after meals. He endeavoured to assist digestion by the use of coffee, and with the same view he bathed every morning in cold water; he was, however, unable to remain immersed more than a quarter of an hour at a time without shaking in all his limbs; no re-action took place afterwards, and he always remained a long time before he was able to regain a comfortable degree of warmth. He obtained relief from eating ices, however, and took them frequently.

A slight urethral discharge still continued, and on waking in the morning he perceived a viscid pearly matter at the orifice of the glans. Part of this matter, remaining in the canal, was expelled with the urine, and remained suspended in the fluid like a cloud, which after some time was deposited on the bottom of the utensil.

Towards the close of the year 1822, when the cold weather commenced, his bad symptoms increased; he became sad and absent, was unsettled, without fixed motives, and very timid. He became shivered on the least exposure to cold, the rigour commencing in the lower extremities, and extending over the whole body. He suffered severe pains in the loins, and passed urine frequently, and he now had difficulty in expelling the last drops, which were viscid and always partly passed on his shirt. He no longer had erections or sexual impulse. He often passed semen during sleep, without lascivious dreams or any turgidity of the penis, and he constantly felt an irresistible drowsiness. Towards the commencement of 1823 he perceived an abundant reddish sediment in his urine.

About the end of February his state had become deplorable; he then applied to me, and I ordered the following treatment,—twelve leeches to the anus, cold lotions to be applied to the scrotum and perineum three times a day, iced milk, flannel next the skin, very little wine to be taken with his meals, and, after a short time, complete abstinence from all fermented liquors. A few days after he felt a remarkable change; his digestion was performed better; the pain in his loins and the lassitude disappeared. He became less sad, less timid, and he applied himself to study with ardour; his genital organs acquired energy, and he threw aside his suspensory bandage; his urine no longer deposited a sediment, and erections re-appeared. Leeches were applied a second time, fifteen days after the first, and he continued

the remainder of the treatment for two months. By that time—about the end of April—his health was re-established, and the warmth of summer proved sufficient to confirm it. In the month of July, 1823, however, he contracted a third blennorrhagia which did not affect his general health. A month after its appearance it was treated successfully by means of leeches and small doses of *copaiba*: but when he took the latter in too large quantities, he suffered acute pain in the loins. Sea bathing during the month of September contributed much to strengthen his genital organs. M. N—— was afterwards appointed, by concours, senior surgeon to a very important hospital, which proves that he was able to apply himself, after his recovery, to severe study. I have since seen him several times, and have learnt that his health continues excellent, but that he is obliged to guard carefully against the effects of cold, and against every over excitement of the digestive organs. He finds it necessary every winter to return to milk, with mild and light food, and to drink water with his meals.

This patient while suffering under blennorrhagia used horse exercise; soon afterwards orchitis occurred; painful dragging sensations were experienced in the spermatic cords, even a long time after the abatement of the inflammation. It was then by the vas deferens that the inflammation was transmitted from the mucous membrane of the urethra to the testicle. A short time after, from exposure to cold, perspiration became suppressed, and pain in the loins was experienced. This pain was probably situated in the secreting organs of the urine; since, simultaneously, its emission became very frequent, the last drops were expelled with difficulty, and its composition was much altered. The inflammation then extended by means of the bladder from the urethra to the kidneys, in the same manner that it extended by the vasa deferentia to the testicles.

The urine deposited an abundant gravelly sediment, and at the same time contained semen in suspension. The bladder had become more sensitive to the presence of urine, for the desire to empty it was often and very suddenly renewed. The seminal vesicles were exactly in the same condition, and the semen was passed without erection during sleep; in addition to which, the contractions of the bladder necessary for the expulsion of the last drops of urine caused contractions in the seminal vesicles, and the fluid expelled was viscid and glairy. Both classes of symptoms ceased, re-appeared, and were cured at the same time; and they were evidently due to a state of inflammation, for the antiphlogistic treatment was the only one that succeeded in removing them.

The injurious effects of cold were very evident in the case of M. N——, and may be attributed partly to his lymphatic temperament; but we often find analogous phenomena in patients of a very different constitution. However this may be, I am convinced that without the habitual use of flannel next his skin, M. N—— would not have been able to preserve himself from further relapses, or permanently to strengthen his constitution.

M. N—— had undergone several courses of anti-venereal treat-

ment, although he had only suffered from blennorrhagia, and the effects of mercury were very injurious to him, as his constitution was little fitted to withstand its action. He fell also into other very common errors, which are the ordinary result of an almost universal false reasoning on the part of the sick. Perceiving that he lost flesh, he eat heartily, and chose the most nutritious kinds of food: digestion being performed badly, and accompanied with the development of flatus, because the stomach shared the general weakness, he had recourse to rhubarb, generous wines, and spices. Hence frequently arise the attacks of chronic gastritis, which so constantly accompany old cases of spermatorrhœa.

M. N——'s intellectual functions were weak in common with the rest; he was habitually drowsy, and he took coffee and tea to rouse himself.

At length M. N——, like many other practitioners, began to treat symptoms, and allowed himself to be influenced by the names given to medicines: his urine was thick, deposited a sediment, and was passed with difficulty; he took nitrate of potass as a diuretic, without reflecting that the increase of secretion which this medicine produces, is the result of excitement of the urinary organs, and that his were already too much irritated. His bowels being constipated, he took purgatives without seeking the cause of constipation, and without troubling himself about the effect which irritation of the rectum produces on the bladder, the prostate, and the seminal vesicles. These are errors of daily occurrence.

The abuse of cold in cases of nocturnal and diurnal pollutions is very common. By bathing in the river, M. N—— followed the advice laid down by all writers on the subject: it proved injurious to him, however, because the genito-urinary mucous membranes were too irritable not to receive a hurtful shock from immersion in cold water. The patient should have foreseen this result from the bad effects cold had always produced on him; besides this he was too weak to obtain a proper degree of re-action after bathing. I shall show by and by that cold baths employed without distinction in cases of spermatorrhœa, have done much more harm than good. Still the patient found that sea-bathing at a later period gave tone to his genital organs, and he was unable to reconcile two effects of so opposite a nature; yet nothing is more simple. When he took sea-baths he was cured; the irritation of the organs had passed off, and their normal condition had returned; the first shock of the cold then was no longer injurious, and the consecutive re-action followed rapidly. It is true that considerable difference exists between sea and river bathing; but it is chiefly to the different states of the system that the two very opposite effects of cold on this patient must be referred.

From not having attended to this important distinction, general directions have been given respecting the use of these powerful agents,—directions which daily lead to the most disastrous results.

CASE VI.

Masturbation—Blennorrhagia—Diurnal pollutions—Failure of the ordinary modes of treatment—Cauterization of the prostatic portion of the urethra—Rapid recovery.

Alexis Poit, æt. 20, short, stout, and of a sanguineous constitution, applied at the Hotel Dieu, Montpellier, to be cured of a venereal taint, which, he said, existed in his system, in consequence of an attack of blennorrhagia contracted three months previously, and cured in a few days by the simple use of dandelion tea.

Nothing in the appearance of the patient confirmed this statement. He complained however of violent pain in his head, pain in his bones, frequent spasmodic tremors in his limbs, and a constant agitation which prevented his enjoying an instant's sleep; of stunning sensations and vertigo, with ringing in his ears; of a sense of suffocation with palpitation of the heart, and of itching in the skin: his eyes were injected, dry, and very sensitive to the impression of light.

Out of all his symptoms, the ossific pain was the only one that could favour the idea of a venereal taint; the patient said that he suffered most during the night, but his answers were very obscure and often contradictory. His skin however was hot and dry, and covered with pimples. I prescribed for him venesection, baths, and refrigerant drinks.

The next and following days, discharges occurred, and he seemed still more satisfied that he laboured under a syphilitic taint. His constitution seemed strong, and his appearance proclaimed health. I thought therefore, at first, that he had some motive for feigning various diseases, but as he did not eat, and seemed inclined to submit to moxas and other means of the same nature, I observed him more closely. The pupils looked on him as a hypochondriac or a maniac, because he complained of a fixed pain in the hypogastrium, although his tongue was neither red nor dry; and because he said he heard a continual noise in his belly, and felt a hand of iron pressing on his intestines for several hours together, and then relaxing them suddenly.

When this oppression came on, he felt something ascending from the epigastrium that almost suffocated him, and ceased suddenly on his passing flatus. He was habitually costive, his fæces were very offensive. He passed water very often, and complained of pain in the penis and bladder during micturition; this he attributed to the suppression of the blennorrhagic discharge. Twelve leeches were ordered to the anus, with general baths, which relieved the pains in the bladder and penis.

I advised the patient to get up and take exercise, but he pretended that his legs were unable to support him, and he spent all his time with his head under the bed-clothes, groaning and sighing.

Having observed many of these symptoms in persons suffering from spermatorrhœa, I questioned Poit on this subject; but he had never noticed any discharge resembling semen, either while passing urine or fæces. He had never had intercourse with any female, except her from whom he had contracted blennorrhagia, and with her very rarely, and at very distant intervals.

From the way he deplored the moment of folly to which he owed his

sufferings, I suspected that he had been addicted to masturbation; he denied it obstinately, however, before the pupils, but told me privately, that he had practised it from the age of ten, even five or six times a day; at first he experienced a very lively tickling sensation, accompanied by discharge, and soon changing into a painful sense of burning. About the age of twelve, having perceived that these injurious practices injured his health, he became more careful; but about fourteen, he again gave himself up to the vice almost madly. The irritation was now often carried so far as to produce pain; the veins of the spermatic cords swelled, and there existed in his whole body, especially in his loins and joints, a sense of debility attended by obtuse pain. He had continual vertigo, with noise in his ears, and his memory became impaired. From sixteen to eighteen he restrained himself by degrees, and regained his strength and stoutness. At this time he first had sexual intercourse, soon after which, blennorrhagia came on.

I requested the patient to preserve his urine, and to notice carefully what passed from the penis when he was at stool. I found the urine red, thick, and muddy, with a flaky cloud suspended in it; the sides of the vessel were lined by a brick-dust-like powder, and a glairy and tenacious sediment was adhered to its bottom. The patient noticed that the last drops of urine were thick and viscid, and were passed with sudden and involuntary contractions of the bladder. After passing fæces he found a thick, granular, and transparent matter at the orifice of the urethra.

I prescribed for him milk three times a day, taken as cold as possible, and mixed with Eau de Spa or lime water; a vegetable diet; two cold hip baths daily, each of a quarter of an hour's duration; and a cold enema night and morning, to facilitate the passage of the fæces.

These means, which I had seen recommended by Wickman and Saint Marie and which had succeeded in other cases, did not produce any improvement in this. The patient became more restless and hypochondriacal, and did not sleep an hour during the night. Emollients and leeches relieved his pain, but at the same time relaxed his system; he suffered less, but he passed much more semen. Tonics and cold diminished for a time the seminal discharge, but they increased the pain and irritation.

After about three weeks of these fruitless essays, I gave up general means altogether, and as I was convinced that the spermatorrhœa arose from a state of chronic inflammation of the prostatic mucous membrane, the irritation of which extended to the ejaculatory ducts and seminal vesicles, I considered that by removing this state of the membrane by means of cauterization, I should put an end to the irritation of the spermatic organs, and especially to the spasmodic contractions of the seminal vesicles.

The beneficial effects which I had obtained from the use of nitrate of silver in analogous cases of irritation, made me little dread the danger said to be attached to cauterization of the prostatic portion of the urethra, on account of its vicinity to the bladder.

In order to empty the bladder, and to take the exact length of the urethra, I was obliged to introduce a catheter, which had scarcely entered an inch or two into the canal, when violent spasmodic contractions commenced, which prevented it from advancing, and almost made me suspect the existence of stricture; after a few seconds these spasms ceased, and the catheter passed as far as the neck of the bladder. Here the pain and spasms were redoubled, and the bladder seemed perfectly closed. At length, after a considerable time, I was enabled to introduce the point of the catheter

into the neck of the bladder, and the instrument was immediately powerfully drawn into the vesical cavity, as though by a kind of suction. When untouched, the catheter was several times suddenly attracted and repelled alternately, by the convulsive action of the muscles of the perineum and bladder; and its extraction was almost as painful and difficult as its introduction had been, so firmly was it held by the neck of the bladder. The vesical contents were rapidly and forcibly discharged.

All these circumstances confirmed me in the diagnosis I had formed respecting the cause of the disease, and I immediately applied the solid nitrate of silver to the prostatic portion of the urethra. The application was rapid—lasting only long enough to incline the caustic to the right and left, so as to make it pass quickly over the inferior surface of the canal.

During the first twenty-four hours, the patient suffered much while passing urine. On the second day, the pain was much less severe, and on the third day, it was scarcely worth notice. During these three days, the urine was thick and muddy, and the last drops were streaked with blood. After this time it became transparent, and the patient was able to retain it much longer.

Twelve days after the cauterization, the urine was quite normal, without either deposit or cloud—the last drops were expelled easily, and were as transparent as the first. The patient no longer experienced tension or uneasiness in the perineum, or involuntary contractions of the neck of the bladder; but when his bowels were confined, he still noticed a viscid matter at the orifice of the urethra.

The first improvement noticed was in his sleep, which became sounder and longer; then the moral and physical man became more energetic; and lastly, the activity of the digestive organs returned. Within fifteen days erections re-appeared, and after some time the patient experienced nocturnal pollutions, preceded by erotic dreams, and accompanied with lively sensations. The intellectual powers were the last to be entirely re-established; but they did not appear to have ever been very active in this patient.

At the expiration of a month, his health was quite perfect, and he wished to resume his former occupation.

This patient was the first on whom I practised cauterization as a remedy for spermatorrhœa; and I have related his case chiefly to show the active and painful contractions of the neck of the bladder and urethra which occur in such cases. These facts may give an idea of the extreme state of irritation of the urethral mucous lining, and of the influence which this condition must exercise over the seminal vesicles.

The phenomena above described are very often observed in patients affected by spermatorrhœa, their study is therefore important in deciding on its treatment—thus, for example, I have noticed that the greater the state of irritation the more certain are the effects of cauterization; in these cases also, tonics, ice, and cold hip baths, are by no means proper. In the case I have just related spermatorrhœa was, without doubt, caused by the blennorrhagia, but the excessive masturbation to which the patient had been addicted, even before puberty,

must have contributed much to produce this unfortunate disease, and, probably, from this circumstance it arose that a cure was impossible by the employment of the usual simple means.

CASE VII.

Abuse of spirituous liquors—Blennorrhagia—Nocturnal pollutions—Impotency—Frequent discharge of urine—Cauterization—Cure.

J. D—— at an early age accustomed himself to an excess of alcoholic drinks, but in other respects was remarkably abstemious; at the age of twenty he contracted blennorrhagia which disappeared of its own accord at the end of about three weeks. A short time after he noticed that nocturnal pollutions occurred very frequently, sometimes happening eight or ten nights consecutively. The day following these discharges D—— was depressed in spirits and suffered from headach, noise in the ears, and dazzling before the eyes; these symptoms induced him to submit to venesection three times, and to apply leeches to the temples, after which D—— entirely lost all virile power.

After the disappearance of the blennorrhagia a yellowish discharge from the anus came on several times, and was accompanied with a very troublesome itching. Soon after this the patient had a tetter on the face, for which he took alteratives and mercurials. The skin disease disappeared but symptoms of irritation of the bladder supervened.

In 1824, D——, aged twenty-four, came to the hospital of St. Eloi, in the following state. He was of the middle height, and well made, his skin was pale, his hair black, his face very red, his manner gloomy and taciturn; he was fond of solitude, showed perfect indifference towards women, and great horror of masturbation. His intellect was dull, his digestion painful, and his limbs weak. He passed urine two or three times an hour during the day and five or six times in the course of the night, attended by scalding and pain in the canal.

The introduction of a silver catheter of moderate size excited spasmodic contraction and acute pain in the neck of the bladder, which induced me to propose cauterization to the patient: he agreed to it without hesitation, and I performed it immediately.

I introduced the caustic holder into the bladder so as to cauterize the parts near its neck, and I passed the caustic over the prostatic surface as well as over the membranous portion of the urethra in withdrawing it. Immediately afterwards there was a pressing desire to micturate, and blood passed with the urine. Baths and barley water were ordered.

During the following night he experienced a painful seminal emission; he passed urine only once, but with an acutely burning pain.

On the following day the patient only passed urine four times, but always with burning and a slight discharge of blood.

On the third day he no longer passed any blood, and the scalding was very slight.

On the fourth day the emission of urine took place every three or four hours only, and the discharge arising from the cauterization had ceased.

On the following days emptying the bladder was performed less and less frequently; seminal discharge no longer followed; the patient regained his

spirits; his health became perfectly re-established, and about the fifteenth day after the cauterization he left the hospital.

In this patient the blennorrhagia had not been preceded by excessive sexual intercourse or masturbation; but the abuse of alcoholic stimulants is almost as pernicious in its effects on the genito-urinary organs: besides this he possessed a strumous habit, which showed itself by the tetter on the face and the abscess at the margin of the anus. It is, especially in cases of this kind, that tonics, ice, and cold bathing fail, and are even injurious; happily, we possess a powerful remedy in cauterization.

In this case the tetter on the face having disappeared, inflammation of the vesical mucous membrane occurred; this was very intense, the patient passing urine two or three times in the hour; from this time the urinary symptoms predominated, on which account catheterism was accompanied with acute pain in the prostatic region, and spasmodic contractions of the neck of the bladder.

Not long since cauterization of the prostatic portion of the urethra was looked on as the extreme of rashness, so much was the introduction of the least particle of the nitrate of silver into the bladder dreaded; although these fears were only founded on argument, they were generally received and seemed so natural that I was influenced by them for several years. I have stated in another place the means by which I shook off these foolish fears, and the successful results that have followed the application of the nitrate of silver to the mucous membrane of the bladder in catarrhal affections of that organ.* Since that time, whenever I meet with cases in which the affection of the prostatic mucous membrane extends to that of the bladder, I begin by cauterizing the latter, and I continue the application as far as the bulb of the urethra whilst withdrawing the instrument, by inclining it rapidly to the right and left. It is not to take the length of the canal that I introduce a catheter in these cases, but in order to empty the bladder completely, so that the nitrate of silver may act with more energy. We have just seen the effect of this treatment: a patient who previously passed urine two or three times in the hour was enabled to retain the excretion as long as is usual, and at the same time the spermatorrhœa from which he suffered was cured.

This case also confirms in a remarkable manner what I have above stated respecting the relations that exist between the diseases of the urinary, and those of the spermatic, organs.

* *Vide Leçons de Clinique, &c.*

CASE VIII.

Masturbation—Blennorrhagia, repeated anti-venereal treatment—Diurnal pollutions—Increasing weakness, especially of the mental faculties—Extreme emaciation—Cauterization, and cure after sixteen years. Venereal excesses, relapse—Cauterization again performed with success.

M. V——, of spare habit and nervous temperament, was addicted to masturbation about the age of puberty, but abstained when he perceived his health affected. He again practised it as soon as his strength began to return, and renounced it as soon as he perceived his health endangered. He again regained his strength and applied himself with diligence and success to the study of law.

At the age of eighteen he contracted blennorrhagia, which was treated during six months with injections of acetate of lead, sulphate of copper, &c. The discharge disappeared after a journey on horseback—again came on soon after, and again stopped. Urethral discharge was afterwards often excited by very slight causes.

Independently of tonics, injections, and astringents, which were prescribed for this patient without the least discretion, bichloride of mercury, mercurial pills, sarsaparilla, and friction with mercurial ointment, were recommended. His health became more and more disordered; he was subject to headach and pains in his limbs and loins, accompanied with debility, loss of sleep, and frequent attacks of fainting.

M. V—— attributed all these symptoms to the presence of a venereal virus in his system, and as they increased several times after sexual intercourse, he was persuaded that he had on each occasion received fresh infection. At length the care of his health became quite a kind of monomania. He abandoned the career he had followed for eight years, and came to Montpellier to study medicine for the sole purpose of arriving at the cause of his complaint, and finding a remedy for it. Returning always to the idea of a syphilitic virus, he submitted himself successively to all the anti-syphilitic modes of treatment he could discover recommended by authors, and combined them together in various ways.

Still, however, his strength diminished by degrees; his digestion became painful and laborious; and he was annoyed by flatus and obstinate constipation, which he combated by the frequent use of purgatives. His intellect became so far weakened that he could not fix his attention during a lecture, and soon even he became unable to comprehend what he read.

He attended the courses of the faculty, but he was unable to remain during half a lecture without experiencing fatigue and impatience: his head became congested, and he felt a constant desire to change his position, or to walk.

Though formerly competent to argue with pleasure on the most abstract propositions, he was now unable to follow the simplest reasoning; and the most recent and important facts escaped his recollection. He was tormented by attacks of vertigo, loss of sight, and noise in the ears. The least intellectual excitement induced fits of heat in the head; and slight congestions were often excited by the digestive process, by flatulence, or by efforts at stool.

The patient having his mind continually occupied by these symptoms at

length persuaded himself that part of his cerebral substance had been absorbed, and that his cranium only contained the nerves of sense; he thought he could feel these bathed in serum, and he was obstinately of opinion that he was threatened with an attack of apoplexy.

On the other hand his character became sad, variable, and unsociable; he disliked music of which he had previously been passionately fond; he slighted all his friends, and his misanthropy became so great that when he saw an acquaintance in the street he turned on his heel in order to avoid him. Tormented by a constant desire for motion, he was unable to remain long in the same place; and this restlessness, together with his love of solitude, made him wander constantly in all the by-ways of the neighbourhood of Montpellier. He was careless of every thing, and often in distress from having neglected his affairs.

At length, after remaining seven years at Montpellier, M. V—— came to consult me. From the first words he said to me I suspected that he suffered from diurnal pollutions, and I questioned him closely on this head; but he had never noticed spermatic discharges either whilst passing urine, or fæces, and he persisted in the opinion that his disorder arose from a venereal virus still existing in his system.

A short time afterwards, to relieve an attack of cerebral congestion, he applied leeches to the anus, and was unable to leave his bed for three months.

The observations he made during this period convinced him that my diagnosis was correct, but he still wished to treat himself, and among other means, placed pounded camphor between the glans penis and prepuce, in order to act directly on the genital organs: a few hours after ongoing to stool, he passed a large quantity of semen, fainted, and remained some time before he was able to call assistance.

I never witnessed a more repulsive sight than that I saw on reaching M. V——'s residence; the disorder and dirt that surrounded him evinced the most perfect carelessness. Muddy urine, of a fetid smell, filled a dirty vessel placed near the head of his bed on a chair covered with dust and clothes. He was extremely pale, and greatly emaciated; he threw himself about on his bed like a person moribund, his limbs were cold, and his pulse weak and irregular.

As soon as he was able to understand me, I proposed cauterization of the prostatic mucous membrane to him: he joyfully consented, and I performed it the same day.

The moderate sized silver catheter which I introduced first to empty the bladder, excited spasmodic contractions of the canal, and appeared to give considerable pain especially in the prostatic region—further confirming me in my opinion that the prostatic portion of the urethra had been a long time the seat of chronic inflammation.

The application of the caustic presented nothing worthy of record.

Two days after the operation, the patient experienced a feeling of vigour in the genital organs, and of general comfort which gave him hope. Soon after he regained his spirits, appetite and sleep returned; his voice acquired strength; he felt his taste for music return; he sought out his friends; his face entirely changed its expression, and his mirth became even boisterous.

At the expiration of fifteen days from the operation he experienced venereal desires, and erections were frequent and energetic. His appetite was good and his digestion acted with an unusual energy.

His health continued to progress favourably until, to hasten his restoration, he introduced a paste containing acetate of lead and copaiba into the urethra. After this the spermatic discharges re-appeared, inflammation extended to the testicles, and suppuration occurred in the left, notwithstanding active measures. An ounce of pus which seemed to me to be discharged from the tunica vaginalis, followed a puncture on the left side; after the escape of this, all the disorders disappeared by degrees, and convalescence proceeded rapidly. Within a month, all M. V——'s functions were performed with a regularity which he had not enjoyed for twenty years previously.

M. V—— possessed considerable natural talents, and related the sensations he had experienced, the opinions he had formed on his disease, and the motives of his most extraordinary actions, in a very lively manner.

Two months afterwards, however, M. V—— came to me as sad as ever. He informed me that, being tormented by frequent erections he had more consulted his desires than his strength. This want of restraint had reproduced in a fortnight all the irritation under which he had previously suffered, with the disorders following it. He had then broken off these habits, but his health had not become re-established, because diurnal spermatic discharges had re-appeared.

I performed a second cauterization similar to the first and with an equally good result; and this time M. V——, having gained experience, became more moderate in his conduct and returned to his residence.

This case ought to be placed by the side of the first two I have related in which the post mortem appearances are recorded. The symptoms were almost as severe, they presented the same characters, and gave rise to the same delusions as to the state of the brain.

The rapid re-establishment of the intellectual functions in M. V—— proves that he had no greater cerebral disorganization than the other patients; it seems probable, however, that in the first cases the alterations of the spermatic organs had proceeded further than in the case just related.

The obstinacy with which M. V—— continued to treat an imaginary venereal affection is remarkable; we have already seen an instance of it in the fifth case I have recorded. In neither case were there syphilitic symptoms either primary or secondary. Such pre-conceptions are very common in nervous patients and their surgeons sometimes share them. The wandering, dull, and deep-seated sensations complained of are especially liable to be mistaken for the pain in the osseous system which follows syphilis.

This case is well suited to show how difficult it is for patients to discover those seminal discharges which take place whilst emptying the bladder and rectum. M. V—— had one only wish—to discover the origin of his disorder. To this desire he sacrificed every consideration, and for this end he came to Montpellier to study medicine; he was not far from the truth, for he thought constantly of the blennorrhagia which had preceded the disease, yet after fifteen years of daily observation and seven years of application to medical studies,

he had not even suspected the existence of involuntary spermatic discharges.

Let us judge by this how many *hypochondriacs* owe their torments to the same cause.

CASE IX.

Blennorrhagia, followed by excoriations of the glans penis—Spermatorrhœa—Cauterization unsuccessful—Artificial sulphur baths—Cure.

N. B——, Lieutenant of Light Cavalry, affected with varicocele, contracted blennorrhagia in 1818. Emollient drinks and warm baths reduced this attack at the end of a month to a slight discharge, which soon after entirely ceased; excoriations, had however, previously appeared around the orifice of the glans penis. These excoriations healed in about twenty days, under the use of cold lotions: they reappeared four months after, and were cured by the same means; they afterwards showed themselves periodically every three or four months, and were not in any way affected by anti-venereal treatment of a very active kind, which the patient submitted to. Each time their appearance was preceded by pain in the perineum and testicles, increased by the passage of fæces.

After the expiration of five years, the excoriations ceased, and the pain, which had previously been relieved by their appearance, became permanent, and was accompanied by discharge of semen during defecation. The patient suffered pain in the region of the kidneys, which became insupportable after remaining under arms for a few minutes; his urine deposited a whitish sediment.

Sea bathing increased the pain in the perineum, and the difficulty of passing urine: fresh water bathing increased the pain in the loins: his digestion was disordered.

When M. B—— came to ask my advice, I at first suspected that a stricture existed, and endeavoured several times to examine the urethra with a soft wax bougie; each time, however, the instrument was arrested in a different situation, and when withdrawn, presented a different form. After a few days' rest, I introduced an ordinary catheter into the bladder, without meeting with any permanent obstruction, but with severe pain to the patient, especially in passing the bulb of the urethra. There was then, in this patient, only a state of extreme irritability of the urethral mucous membrane. I hope to cure this by means of cauterization with the nitrate of silver, as I had done before; but, on this occasion, no effect was produced.

Recollecting then, that the disappearance of the excoriations on the glans penis, had been followed by an increase of the disease, I prescribed artificial sulphur baths, containing two ounces of sulphuret of potassium in each. At first, the baths produced an excellent effect, but afterwards, a severe irritation of the stomach, and the return of all the symptoms were occasioned. I discovered, however, that sulphuric acid had been added to the last baths: this was omitted, and as soon as the patient resumed the use of the baths containing sulphuret of potassium only, his state improved rapidly.

At the expiration of a month, his pain had disappeared, his urine was transparent, and the passage of fæces was no longer accompanied by seminal discharge; digestion became active, and M. B—— soon regained his strength and stoutness.

M. B——, previously to the attack of blennorrhagia, had never suffered from any cutaneous affection; from this date ulceration appeared periodically round the glans penis: this might be supposed to have arisen from a syphilitic affection, but it resisted the most active anti-venereal treatment. Its appearance put an end to the pain in the perineum and testicles: as soon as the sores healed, these symptoms returned, and diurnal spermatic discharges accompanied them.

It seemed probable that the application of nitrate of silver would lessen the morbid irritability of the urethral mucous membrane; it produced no appreciable effect, however.

Artificial sulphur baths were used with advantage when they contained only sulphuret of potassium; when sulphuric acid was added, in order to increase their activity, all the symptoms re-appeared; on resuming the use of the sulphuret of potassium alone, the cure proceeded with rapidity.

It is remarkable, also, in this case, that river bathing always increased the pain in the loins, while sea bathing aggravated the pain in the perineum. Anomalies of this kind abound in the treatment of spermatorrhœa, and much careful research is often necessary to explain them; the relation of such cases will, however, put practitioners on their guard by furnishing analogies for their guidance.

Baths containing sulphuret of potassium are especially indicated whenever a cutaneous affection co-exists with considerable sensibility of the mucous surfaces; but, when the irritation of the genital organs is very severe, they are often contra-indicated. In such cases, cauterization, though it may not cure, at least will diminish the excessive sensibility.*

CAUSES.—I have before stated that the cause of spermatorrhœa is a most important circumstance for our consideration. The truth of this becomes more evident as we proceed; but it often happens that several causes act simultaneously or successively, and that we are not able clearly to discover which of them exercises the greatest influence in the production of the disease.

Blennorrhagia is the most active and the most direct, as well as the most easily appreciated, of all these causes, and this is why I have commenced by reporting cases in which it has played a principal part. When these cases are examined separately with some attention, we soon perceive that the discharge has been preceded, accompanied, or followed, by some circumstances capable, by their own action, of giving rise to spermatorrhœa. It is necessary to pay attention to this point.

In one patient I had occasion to treat, hereditary pre-disposition

* M. Lallemand has reported many more cases of involuntary spermatic discharges following blennorrhagia; as, however, they differ very slightly from one another, and the same treatment was applied to all, I have thought it as well to omit the remainder of them. In fact, the connexion between blennorrhagia and involuntary spermatic discharges, seems so well established by the cases above related, as to require no further confirmation.—[H. J. McD.]

probably existed, for his father had been also affected by spermatorrhœa; others had a very marked lymphatic temperament, as in the fifth case I have reported. Many were naturally weak, delicate, and nervous; or their health had been injured by bad habits, or a too sedentary life; others again, suffered from tetters, hemorrhoids, or varicocele.

By far the greater number of the patients who have come under my care, had committed excesses, either in coitus, masturbation, or the use of alcoholic stimulants.

Blennorrhagia in many cases is neglected; patients are too timid to mention it, or too careless, and too much occupied to pay attention to it; in other cases, the treatment is rendered useless by imprudence or excess; but, in many cases the inflammation produces injurious effects by its simple presence for a short time.

Many of my patients had had two attacks of blennorrhagia, and in one case as many as seven were experienced, before spermatorrhœa commenced; but, I must remark, that in these cases, the recurrence of the discharge is not always due to a fresh infection, as the patients and many surgeons believe; the facility with which blennorrhagia often recurs without coitus, is sufficient evidence that it may return spontaneously, or, at all events, from very slight excitement. This disposition to a recurrence of the discharge may be easily understood, if the increased development of the capillary system in the mucous follicles after repeated or continued attacks of inflammation be taken into consideration.

These patients almost always in the end suffer from spermatorrhœa. In fact it is difficult to avoid, sooner or later, an extension of the inflammation of the prostatic mucous follicles to the spermatic ducts. We must not, however, mistake for semen, the mucus which constantly moistens the urethral orifice in such persons; and, on the other hand, we must be careful to guard against repelling too lightly their apprehensions on this account, because chronic catarrh of the urethra often accompanies spermatic discharges, and is a sign of their presence by no means to be disregarded.

In some of the cases I have seen, involuntary spermatic discharges seem to have been kept up by a venereal taint, and such have been relieved by anti-venereal treatment; on the other hand, in some cases, the seminal discharges have not seemed to be influenced either by the venereal affection, or the means employed for its cure.

Anti-venereal treatment is frequently also employed in patients who have suffered merely from blennorrhagia, and in a very numerous class of cases it produces a serious increase of the irritation in the genital organs, and causes the appearance, or exasperates the effects, of involuntary spermatic discharges.

Cases of this nature often present considerable difficulties of diagnosis; and the solution of these obscurities is always of much importance in determining the treatment to be followed.

Anti-venereals are not the only therapeutic agents which produce

such unfortunate effects; those which a blind routine of practice employs in cases of blennorrhagia have not been less injurious; among these it is especially necessary for me to mention astringent injections, copaiba, cubebs, tonics, and bitters employed too soon, or in extreme doses. All these means act more or less by exciting the genito-urinary organs; it is therefore easy to understand that their untimely or immoderate use must favor an extension of the inflammation from the urethra to the mucous membranes which are continuous with it.

I am far, however, from wishing to proscribe the use of these remedies, and I willingly bear testimony to their beneficial effects, after the inflammatory symptoms have been subdued. A time arrives when the mucous membrane of the urethra, like all other membranes of the same class, requires the employment of tonics and astringents; but in the way they are daily prescribed, I am convinced more harm than good results from their use.

Lastly, spermatorrhœa is often made worse by the very means employed for its removal, and among these may be ranked cold baths, ice, tonics, bitters, sulphur-baths, &c.

In all the cases I have so far considered, blennorrhagia has exercised the chief influence in inducing spermatorrhœa; it is, however, rarely sufficient *singly* to bring on this fatal disease, and the causes, which in the cases I have related have been accessory only, may excite, each by its own action, more or less serious involuntary seminal discharges. These accessory causes exercise too great an influence to be passed over in silence: they are numerous and various, and succeed or are combined with one another in different ways—two cases seldom occurring which resemble each other exactly.

The further we advance the more plainly we shall see how necessary it is for the different forms of spermatorrhœa to be described as simple affections—how necessary it is to regard them in all their aspects, and to take account of all the circumstances which assist in producing them. In practice we find it indispensable to weigh well all the points connected with a case of spermatorrhœa, before deciding on our diagnosis, prognosis, or, especially, on our treatment.

Mode of Action.—In all the cases I have related the urethra retained an excessive irritability, especially in the prostatic region; the patients felt constant pain, weight, heat, darting or painful tickling in this situation; and these sensations were increased by the passage of urine.

Catheterism, though performed carefully, always produced acute pain and spasm, sometimes sufficiently violent to simulate stricture. The catheter was especially arrested at the neck of the bladder, and often it could only be passed on after waiting a considerable time. The patients felt as if the instrument had passed over spots of ulceration. They were convulsively agitated, and all the power of a determined will was often insufficient to restrain their expressions of agony. Their faces were distorted, and their whole bodies covered by a profuse sweat. As soon as the catheter was withdrawn a considerable quantity of florid blood was, in most cases, discharged.

These different phenomena, which occur with more or less severity in every case, sufficiently indicate that the mucous membrane of the urethra possesses an extreme irritability, especially in the prostatic region. Several of the symptoms are even sufficient to make one suppose that it is granular, and very vascular or excoriated. A few of the patients I have treated experienced symptoms indicating still more positively an affection of the prostate, such as swelling of the organ, sense of weight in the rectum and perineum, darting pains in the neck of the bladder behind the pubes, &c., and, in one case, the inflammation of the prostate ended in suppuration. In many cases the testicles were swollen, inflamed, and painful (as in the fifth and ninth cases.) The spermatic cords also shared the condition of the testicles as in these cases. Lastly, in some patients who have consulted me, the seminal emissions contained blood or pus.

Thus, in all such cases the blennorrhagia leaves great irritation and morbid sensibility in the urethral mucous membrane, most severe in the neighbourhood of the prostate, the principal seat of the primary disease. In many cases the inflammation extends its influence to the testicles by means of their excretory ducts, and this should make us suspect that the spermatic organs may retain the same irritability as the urethra.

The same phenomena are manifested in the urinary organs; indeed their resemblance to the spermatic is remarkable in more respects than one.

Many of my patients had experienced acute inflammation of the bladder, (as in the seventh case.) Others had suffered from symptoms of chronic inflammation of that organ. In a few, the inflammation seemed even to extend to the kidneys, if we may judge from the pain, spasm, and dragging felt in the loins, and the changes observed in the urine.

These are the only circumstances which enable us to appreciate the state of the kidneys—organs out of reach of physical examination; but analogy confirms the results deducible from them. After having unequivocally proved the presence of orchitis, under similar circumstances we may well suspect the presence of nephritis, especially when we observe symptoms which are otherwise inexplicable. Post mortem inspections have shown, in many cases, that these analogies do not deceive us, and I have found in the kidneys varied and serious alterations of structure which could only have been produced by inflammation.

All such patients, without exception, pass more urine during the twenty-four hours than natural: so that, although the kidneys may not be actually inflamed, it is evident that they are in a state of more or less active irritation, or, at least, of sufficient excitement considerably to increase their action. The same condition obtains in the testicles, for although they may not be the seat of either inflammation or pain, their activity is increased. The semen is not only expelled involuntarily, but it is also secreted in greater abundance than natural,

for unless the secretion were increased the seminal emissions would not be so frequent, and the weakening and exhaustion would not proceed so rapidly.

The urine is not only more abundant but its nature is also changed, even after the pus and mucus contained in it have been removed. It is paler and more watery, and contains less urea and uric acid than natural.

The semen also loses its peculiar odour, its colour, and its consistence; it is, in fact, less perfectly formed than it ought to be.

Lastly, all these patients experience a frequent desire to micturate, depending on the irritation of the bladder. Some are unable to hold their urine more than half an hour or an hour, (case seventh.) In all, the desire of micturition comes on suddenly and imperiously; the spasmodic contractions of the bladder overcome all the efforts of the will, and the emission takes place suddenly and convulsively.

This phenomenon gives us an exact view of what passes in the vesiculæ seminales during involuntary seminal discharge; some patients even feel distinctly the contractions which announce an emission as inevitable, others have not sufficient practical knowledge to recognise them, but their statements show that the same phenomena are experienced, even when analogy would not lead us to admit their presence. The analogy is, however, very evident, for it is especially during the expulsion of the last drops of urine that the spermatic discharge takes place, and the two classes of symptoms are in general relieved or exasperated at the same time and by the influence of the same causes. This remarkable resemblance may be explained very simply by referring to the fact, that blennorrhagia has its principal seat in the prostate, where the spermatic and urinary apparatus meet, and the connection of the two classes of phenomena enables us still better to understand the causes and mechanism of spermatorrhœa.

Treatment.—It is by no means astonishing that in this state the application of the nitrate of silver to the prostatic mucous membrane should produce effects more direct and powerful than those of any other remedy. We know well how promptly and effectually nitrate of silver acts on tissues which are granular, injected or swollen from the effects of prolonged inflammation. Its results are especially evident in the chronic ophthalmia of scrofulous patients. Soon after the nitrate has been applied, the tissues empty themselves, contract and become paler, and they retain an energetic action which preserves them from a relapse, to which the patients are often liable when a cure has been obtained by other means. On this account I have employed nitrate of silver in the chronic inflammation of the vagina and neck of the uterus, which keeps up leucorrhœal discharge in so many cases, and in chronic catarrh of the bladder, which is so difficult of cure by other means; and I have always had cause to be pleased with its action in these affections. The nitrate produces the same effects on the mucous membrane of the prostatic portion of the urethra; the organisation and sensibility of the membrane are considerably altered, and this change

is soon felt by the organs which are immediately influenced by its condition.

Hitherto relaxation of the ejaculatory ducts has been alone thought of in cases of spermatorrhœa, and this exclusive idea has been a cause of much malapraxis; but to attribute all cases of spermatorrhœa to irritation of the spermatic organs only, would be quite as erroneous and injurious. One patient I had occasion to treat was cured by tonics, another by antiphlogistics (case fifth;) and I shall have to record other cases of the same nature, but they are very rare. There exist almost always at the same time irritability and debility, extreme sensibility, and loss of tone in the spermatic organs. This state, however, we observe in the chronic affections of all mucous membranes; indeed, we may even say as a general rule, that the weaker the organs or individuals, the more easily are they excited.

By acting on the surface of the engorged tissue, its morbid susceptibility is changed, and a contraction is afterward excited in it, which gives it energy. This is why one application of nitrate of silver generally suffices to produce a perfect cure.

But when the disease has existed a long time the genital organs share the general debility of the system, and after the chronic inflammation has disappeared, it becomes necessary to aid the relaxed tissues to resume their former energy; nothing now contra-indicates the exhibition of tonics of all kinds, which complete the cure commenced by cauterization. This explains how cold and sulphur baths, ice, &c., are useful after cauterization to individuals who were injured by them at first, (case ninth.)

Symptoms.—Whilst examining the mode of action of blennorrhagia in producing spermatorrhœa, I have already referred to the symptoms which occurred in the cases reported; in the other cases I have seen, the symptoms have been common to all kinds of spermatorrhœa, and I cannot notice them here without being exposed, by and by, to useless repetitions. I shall, therefore, only call attention at present to the insidious character of the general symptoms produced by these discharges, which often simulate the characteristic marks of cerebral affections, gastritis, diseases of the heart, urinary calculus, &c.

The real cause of the symptoms is very difficult of detection in cases of spermatorrhœa; some of my patients had studied medicine for many years, in the sole hope of discovering it (case eighth;) we may judge from this how frequently cases of spermatorrhœa are mistaken for other affections.

CHAPTER IV.

CAUSES OF SPERMATORRHEA.

Cutaneous Affections.

The following case is that of a student of medicine who came under my care. At my request he put it into its present form for publication.

CASE X.

Itch during ten months at about the age of fourteen—Pain in the epigastrium—Tumour of the testicle—Chronic inflammation of the bladder—Diurnal spermatic discharges—Hypochondriasis—Cure by Cauterization at the age of twenty-eight.

"Up to the age of fourteen my health was very good, but at this period I was afflicted with psora, which continued for ten months in spite of various modes of treatment. Scarcely was this cured than I felt a sharp cutting pain in the epigastrium, after a time becoming dull and extended. The itching I had before felt over the whole body seemed to affect my head, and when I had been exposed to cold or damp, or had kept my head uncovered, the scalp became covered with little pimples, which, when scratched, formed scabs.

An induration of the left testicle of about the size and shape of a bean appeared, and continued during eight months. My digestion became deranged; my complexion darkened, and my shoulders became round; the epigastric region was so tender that I could not bear the weight of the bed-clothes, and when erect I seemed to have a weight suspended within me. At this time I was at school, but during the vacation I took an opportunity of consulting my family surgeon; he attributed all I felt to too rapid growth. Not being satisfied with this explanation, I consulted a bone setter well known in the neighbourhood, who said my breast bone was dislocated, pretended to replace it, applied a plaster, and sent me away as I came.

This state of things continued till I was eighteen, when I experienced a slight pain in making water, and became very costive. The epigastric pain diminished, however, and I gained flesh.

At the age of twenty-two, after domestic trouble, and, perhaps also, from the effects of some slight excesses, I experienced the following symptoms;—Progressive emaciation; lassitude after the least exertion; yellow, dry, and earthy skin; burning heat, especially in the palms of the hands and the soles of the feet; creeping sensation over all the body when I began to perspire; habitual sensation of internal heat; constant pain in the epigastrium and right hypochondrium; obstinate constipation; difficult digestion attended with the secretion of flatus; acid eructations, smelling

of putrid eggs; sometimes cold and clammy sweats, especially when I had taken any acrid or acid substance, or when I experienced the slightest contradiction, for I had become very irritable; impossibility of enduring hunger; difficulty of holding my urine, with pain at the base of the glans penis, and spasm at the neck of the bladder during its emission; the urine presenting, when cold, a red muddy appearance, with an abundant brick dust sediment, and a cloud of flocculent matter in suspension; venereal desires, with entire loss of the power of coitus; a discharge of a transparent and viscid matter after the least erection; an abundant discharge of a white, serous, slightly opaque matter from the urethra on going to stool; scurf and itching of the head; noise in the ears; loss of memory; feeling of discontent with myself; extreme timidity; dislike to all amusements save solitary walks; deep melancholy without cause; loss of courage; sadness of countenance; all these symptoms were aggravated after horse exercise.

I consulted various practitioners all of whom considered my state as nervous, and told me I was hypochondriacal; some, however, recommended emollients, baths, a vegetable and milk diet with exercise and amusement; others prescribed bitters, tonics, alteratives, preparations of sulphur externally and internally, an issue, &c. All these modes of treatment were useless, or rather they increased my disorders, and in my painful condition I tried to contract a new itch, without success.

I now, at the age of twenty-eight, came to consult you. The introduction of a catheter gave me violent pain, and caused spasm of the urethra, especially near the bladder. The application of the nitrate of silver dispersed the chronic inflammation which kept up the involuntary discharge of semen, and eight days after the cauterization I felt stronger, my limbs seemed more free, my urine became clear, and I began to hold it longer, my countenance appeared gay, and my complexion became fair. I had a nocturnal emission, a thing I had not experienced for a long time. At the expiration of three weeks I found myself in a perfectly new state; during a period of ten years I had never felt so well. The cerebral functions and those of the stomach, intestines, bladder, and genital organs were performed with an unaccustomed energy; my skin had lost its yellow and earthy appearance. The internal burning and the cutaneous tingling were removed. Nocturnal emissions, however, have since become very frequent, and from the fourth to this day, the twelfth of July, I have had four; nevertheless my strength has continued to increase daily, and I hope that a second cauterization will remove altogether a disease which all previous treatment had only served to increase."

I cannot now say whether I yielded to this patient's desire for a second application of the nitrate of silver, but I certainly did not share his uneasiness respecting the nocturnal emissions. When these *follow* involuntary diurnal discharges of semen they show a considerable improvement in the state of the genital organs; they prove, in fact, that the semen is no longer expelled as before in an almost continuous manner. Indeed the patient experienced from this moment a rapid amelioration in all his functions, and an increase of strength which would be inexplicable under other circumstances. The desire for a fresh cauterization was not alone due to the fear of nocturnal

emissions; it arose partly from a kind of blind faith in a remedy which had produced such prompt and satisfactory results.

The desire for a second application of the nitrate of silver is felt by many of the patients who have once experienced its effects, and I have often been obliged to resist it. We must only return to this remedy *when much remains to be effected, and when all improvement has been arrested for some time*; so long as progress is made, however slow it may be, there is reason for hoping that regimen, exercise, and a moderate use of the organs, will be sufficient to confirm the convalescence.

The rapid cure of the hypochondriasis, treated for so long a time, and with such little success, by so many different means, sufficiently testifies that it originated in the involuntary loss of semen. But to what cause can we attribute the spermatorrhœa? After the disappearance of the cutaneous affection, symptoms of chronic inflammation of the stomach, and afterwards of the bladder, appeared. Then a tumor arose in the left testicle. The connexion between irritation of the skin and that of the mucous membranes is well known, and I have shown the manner in which affections of the urethra extend to the testicles. It is then easy to understand the course by which irritation extended to the spermatic organs, and excited spasmodic contractions of the seminal vesicles.

The pain which the patient experienced in the neck of the bladder proves also, that the involuntary discharge was really kept up by chronic inflammation in that situation; the frequent desire of micturition and the state of the urine, together with the sensation produced by catheterism, and especially the rapid cure effected by the nitrate of silver, are further evidences in support of this opinion.

CASE XL

Cutaneous affections—Repeated attacks of urethritis—Application of nitrate of silver—Cure.

M. N——, of an irritable constitution and subject to frequent and varied cutaneous eruptions from his infancy, suffered during youth from several slight attacks of urethritis, which always passed off rapidly; at the age of twenty-one he married. Still, however, the discharges re-appeared several times with various degrees of duration and intensity, alternating sometimes with tetter and at others with boils. The urethritis supervened once on an eruption of pimples on the head which had lasted very long and left cicatrices similar to those of small pox. At other times unyielding attacks of ophthalmia and violent rheumatic pains came on during the absence of the cutaneous affection. Several times slight excoriations became irritated in a remarkable manner, and a simple scratch on the leg kept the patient in bed for several months. In 1820 on an attack of numerous and large furuncles, a more intense and painful urethritis than usual supervened. I found M. N—— in an extreme state of prostration and agitation, excited by harrassing suspicions as to the nature of this discharge, which was

abundant and greenish and resembled in all respects that of an intense blennorrhagia. As I knew my patient's constitution, I thought that the discharge depended on the general cause which had excited the former attacks, and therefore prescribed antiphlogistics and derivatives, to which it yielded.

I afterwards advised emollients and alterative drinks, and still later the use of the warm sulphuretted springs; M. N—— went successively to Caunterets, Luchon, and Arles, near Perpignan.

At the expiration of three years his general health was improved, but the attacks of urethritis re-appeared from time to time, especially in winter, when irritation no longer existed in the skin or any other organ; and he desired much to rid himself of these periodic discharges which embittered his existence. I had previously successfully used the nitrate of silver in substance in several cases of inveterate blennorrhagia, and I proposed its use to him with the hope of considerably modifying the action of the urethral mucous surface. He submitted to it with eagerness, and the results surpassed my most sanguine expectations.

Twelve years afterwards, M. N—— had not perceived the least trace of his distressing discharges, although he had travelled much, and had not restricted himself to any regimen or privation. But he soon perceived much more important changes. His venereal desires became more active and more imperious, his erections took on a new energy, and ejaculation no longer took place so precipitately as before; in fact he found himself at the age of fifty-five more vigorous in all respects, than he had been at twenty.

This single cauterization produced then a perfect revolution in the state of M. N——'s genital organs, and its effects remained even after the expiration of twelve years.

To obtain a correct idea of the importance of the change which had taken place in the urethral mucous membrane it is necessary to remark, that M. N—— remained subject to the same cutaneous eruptions, and that they alternated as before with ophthalmia, attacks of gout, wandering pains in the breast, abdomen, &c., but that from this time the urethra was never the seat of the inflammation, which still continued to attack the other organs. Thus, although the first cause continued to act on the other organs, the part cauterized remained, after twelve years, free from its influence.

On the other hand, if we may be allowed to judge by analogy with the preceding cases, and by the general symptoms which accompanied the repeated attacks of urethritis, they must have produced spermatorrhœa, although the patient himself did not suspect it. This is the only way in which we can explain the increase of energy in the genital organs notwithstanding the effects of age, and the increased vigour of the whole economy in spite of more frequent sexual intercourse.

In fact then, the nitrate of silver not only put an end to the disposition to urethritis, but also destroyed a powerful and continually debilitating discharge, which was undermining the patient's constitution, without his being able to discover the cause of his weakness.

CASE XII.

Pruriginous eruption around the genital organs—Two attacks of blennorrhagia—Nocturnal and diurnal emissions—Cure by means of sulphuretted baths.

M. L——, at the beginning of the year 1824, was attacked by a pruriginous eruption on the scrotum, which extended rapidly and covered the genital organs. After the least irregularity of diet, the surface of the scrotum assumed an inflamed appearance, and secreted a fetid discharge accompanied with violent itching. Baths, lotions of milk, decoctions of various kinds, and sulphur ointment, only gave temporary relief.

In the month of June, 1824, four months after the first appearance of the eruption, M. L—— contracted an urethral discharge; the inflammation accompanying this was very slight, and the patient subdued it by baths and emollients. He attempted to take balsam of copaiba, but was soon obliged to leave off its use on account of the irritation it produced in the digestive organs. The urethral discharge diminished rapidly, but did not entirely disappear, a slight oozing of a viscid pearly matter remaining, which formed, at the orifice of the glans, a little crust which the patient was obliged to remove in order to give passage to his urine. This discharge he neglected, and shortly after he noticed that semen was passed in large quantity during defecation. In the month of January, 1825, he contracted a second urethritis which was more severe than the first. Acute pain was present in the fossa navicularis, and after a time in the region of the prostate. In a few days the inflammation was accompanied by general fever. The patient was then submitted to a rigid antiphlogistic treatment, and at the expiration of a week the local and general symptoms were much relieved; shortly after the discharge ceased entirely.

In the month of February, M. L—— rubbed in mercurial ointment in order to prevent a venereal contagion. This inunction entirely removed the cutaneous disease of the scrotum, but a few days afterwards the old discharge reappeared, accompanied with itching of the anus, and contraction of the sphincter ani; feeling of arterial pulsation in the lower part of the rectum, especially after meals, when sitting, or during defecation; obstinate constipation; urine depositing a quantity of whitish floeculi, which formed on cooling an abundant cloud suspended in the middle of the fluid; constant oozing of a fluid resembling semen, which formed a crust at the orifice of the urethra; abundant seminal emissions during defecation; nocturnal emissions accompanied by pain of short duration, but sufficiently acute to arouse the patient from a deep sleep; extreme sensibility of the canal on the introduction of a catheter, with acute pain in the prostatic region; the retina very sensitive to the effects of light; noise in the right ear, worse at night than in the morning, and difficult digestion accompanied by abundant discharge of flatus.

I ordered for this patient twenty-four sulphuretted baths, containing, at first, one ounce, then one ounce and a-half, and afterwards two ounces of sulphuret of potassium. These means alone sufficed to perform a perfect cure at the expiration of two months.

It is possible that both attacks of blennorrhagia in this patient were contracted in the ordinary manner, by contact with blennorrhagic

virus; but at the same time this does not seem probable, because the suppression of the skin disease on the scrotum was followed by a return of the discharge. The mucous membranes, too, seem to have possessed an extraordinary sensibility, since the balsam of copaiba given in the usual dose, induced great irritability of the digestive organs after a few days administration. It is remarkable, too, that the cessation of the discharge followed the omission of the remedy. This susceptibility of the mucous membranes is very common in cutaneous affections, and explains the frequency of non-contagious attacks of urethritis in patients who suffer from them.

The disappearance of the disease in the skin of the scrotum was followed by the return of the nocturnal and diurnal pollutions, but this time the irritation was more severe than ever, and was not confined to the mucous membrane of the genito-urinary organs; it extended also to that of the rectum, and the patient experienced itching of the anus; spasm of the sphincter; and a feeling of pulsation in the lower part of the intestine.

This coincidence confirmed me still more firmly in the opinion that the previous urethral discharge had not been owing to blennorrhagic contagion, and led me to order sulphuretted baths; cauterization of the urethra would have produced no effect on the irritation of the rectum, and the latter would, alone, probably have sufficed to reproduce involuntary spermatic discharges. The patient's rapid and perfect cure shows that the indication followed was the correct one.

CASE XIII.

Herpes præputialis, alternating in a remarkable manner with irritation in the prostatic portion of the urethra—Nocturnal and afterwards diurnal pollutions—Occasional impotence—Re-establishment by cauterization—Relapse—Cure by the baths of Vernet.

M. B——, a magistrate, of a lymphatico-sanguine temperament, had occasionally practised masturbation, but had never committed any venereal excesses. He was attacked, for the first time, at the age of eighteen with an eruption on the prepuce which disappeared spontaneously, returned soon after, and again disappeared. This eruption was called by his medical attendant herpes præputialis. From that time it continued to return at periods of increasing duration, and, at various times, presented circumstances worthy of notice. The eruptions generally appeared on different spots, to the number of five or six, and were not, at first, larger than a pin's head, but were accompanied by violent itching; by degrees the spots increased in size and became united, after which they dried up, leaving only a degree of redness which soon passed off. The appearance of these eruptions was always preceded, during three or four days, by a sensation of lassitude, and of weight at the root of the penis. During the eruption the lassitude left the patient entirely, and the sexual impulse and power were much greater than usual. The return of the eruption took place, at first, every two or three months, then every year, and after that every two years; and when M. B—— consulted me it had not appeared for three

years. As the eruption appeared more rarely it lost, also, much of its duration and intensity. It always yielded to lotions of cold water.

Two years after the first appearance of the eruption M. B—— had an ulceration on the penis. This was regarded as syphilitic. Still later he had two attacks of urethral discharge, after which a swelling at the anus supervened. All these symptoms were attacked by rigid and long continued anti-venereal treatment.

During the twelve years that M. B—— has been married, he has very rarely had sexual intercourse, but he has generally experienced three or four nocturnal pollutions in the course of a month.

For the last four years he has felt greater sense of weight at the root of the penis; *spontaneous* erections have disappeared; those which he has been able to excite have been very rare, and seldom perfect. Ejaculation has always been hurried, and sometimes even has preceded intromission. It has never been accompanied with acute sensation. Intercourse has been followed by sleeplessness, general prostration, irritation and spasms in the stomach, especially if it has taken place in the evening. Nocturnal pollutions have been very abundant, have occurred almost without erection, and have been followed by much more serious symptoms than emission following coitus. For the last two years, nocturnal emissions have become gradually more rare, and M. B—— has noticed, accidentally, on several occasions, that he has passed semen whilst at stool, although his bowels have not been constipated. On his arrival at Montpellier M. B—— was forty-two years of age; his face was red, and he appeared in good health. But his digestion was badly performed; his sleep was disturbed; and he felt his memory and intellect much weakened. The progressive loss of power in the genital organs was a source of much regret to him. His urine was thick and very fetid, it contained a large quantity of mucous flocculi, and deposited a sediment of matter resembling semen. M. B—— told me this appearance had been present in it during twelve years. Thus the alteration in his urine dated from about the time of his marriage.

On the sixth of May, 1836, I cauterized the urethra from the neck of the bladder as far as the membranous portion; the effect of the operation was prompt and very evident. Sixteen days afterwards the urine was perfectly transparent, and the general state very satisfactory. He was then compelled to leave Montpellier suddenly. Three months afterwards M. B—— informed me that in spite of the irritation caused by travelling, his urine had continued transparent, and that his genital organs had acquired an unaccustomed energy. In fact M. B—— found himself so well that he considered it unnecessary to use the mineral waters as I had recommended him.

Two years afterwards M. B—— had a slight relapse which yielded rapidly to the use of the sulphuretted waters of Vernet, near Perpignan.

I shall not inquire here, whether there was really blennorrhagic contagion in this case. I shall only remark that the herpes appeared a long time before any sexual intercourse had taken place, and that its return was accompanied by violent pruritus, and increase of sexual impulse; intercourse would in consequence take place more frequently during the presence of the eruption.

The singular connexion of the skin affection, intermittent with attacks of blennorrhagia, is worthy of notice; it shows a continual

metastasis of the irritation of the prepuce to the mucous membrane lining the prostate. As soon, therefore, as the eruption appeared, the habitual sense of weight in the prostatic region was relieved, and the activity of the genital organs increased; the symptoms connected with the prostate re-appeared when the herpes was cured. As the eruption diminished in frequency and intensity, and the intervals between its appearance became longer, the functions of the genital organs diminished, and at length, when the herpes had not come on for some time, the patient's impotence was complete. The urine was muddy from the period of the patient's marriage; it seems probable, therefore, that the greater frequency of sexual intercourse contributed to the production of diurnal pollutions. It is also worthy of notice, that as the nocturnal pollutions became rarer, the debility of the genital organs was shown in a more striking manner, and that from this period, the seminal discharges during defecation were sufficiently abundant to be remarked by the patient. M. B——'s impotence was not absolute, because the involuntary discharges varied much in amount. This variation in the symptoms is a characteristic feature of slight cases of spermatorrhœa, and very probably explains the uncertainty of temper in such patients. In the case I have just reported it is not to be wondered at, when the intermissions of the cutaneous affection are taken into account.

Another very remarkable case in which blennorrhagia occurred several times as a consequence of the metastasis of cutaneous affections, will be found in my 10th chapter.

CASE XIV.

Lymphatic temperament—Various cutaneous eruptions alternating with other affections—Habitual bad health—Hypochondriasis—Spermatorrhœa undiscovered during twenty-five years—Cure by sulphuretted baths.

M. D——, of very lymphatic temperament, was subject, in his childhood, to chilblains and a cutaneous affection of the scalp; he had also many strumous abscesses in his neck. About puberty his health became better, but he was still subject to attacks of ophthalmia, discharge from the ears, and frequent cutaneous eruptions of different kinds, which were very difficult of cure, and alternated with sore throat or chronic affections of the different mucous membranes. He married at the age of twenty-one, and never committed excesses of any kind. He has had several children.

About the age of thirty, tetters appeared on his face, neck, arms, legs, scrotum, and perineum; these were sometimes dry and squamous, and changed their situation very rapidly. They were often followed by little pimples which appeared in different parts of the body, causing great itching; at other times boils followed them and lasted for months. M. D—— underwent various modes of treatment in order to rid himself of these unpleasant eruptions, but without success—some of the remedies even increasing his disease.

By degrees his health became disordered in a more serious manner; he experienced successively symptoms of pulmonary catarrh, of gastro-ente-

ritis, and of chronic cystitis; he was also subject to frequent attacks of rheumatism, and was annoyed by obstinate constipation alternating with diarrhœa. His digestion by degrees became difficult and he was often attacked with flatulent colic; his bowels were, indeed, always distended by flatus, of which he was obliged frequently to relieve himself. When attacks of colic came on he seemed on the point of being suffocated; blood rushed to his head; his face became purple; but at length all passed off on the discharge of immense quantities of flatus, which often continued to escape for several hours.

From this time he ceased to go into society and saw only his most intimate friends, and by degrees he became nervous and hypochondriacal. An excellent man naturally, he now was ill-tempered, peevish, and capricious, and he showed great weakness of character and morbid sensibility. A slightly interesting tale, or the recital of an instance of courage or devotion affected him, to a foolish degree, and he was particularly alive to any thing he considered an injustice.

His face was often congested and he complained of stunning sensations, for the relief of which leeches were applied to the anus, and he used foot baths and other remedies without benefit. At length his legs failed, and he was obliged to give up the frequent walks he had previously taken.

These symptoms were looked on as the forerunners of apoplexy. Leeches were again recommended to be applied to the anus, but the patient refused, because he had never been benefited by their application.

Under these circumstances I was consulted, M. D—— being then fifty-six years of age. I was several days unable to discover the cause of these various symptoms, so long and complicated was the history of the complaint. At last the patient mentioned a tetter which had covered all the scrotum, and extended to the perineum and margin of the anus. I then inquired if he had ever experienced spermatic discharges during the passage of fæces, and I soon learnt from the details into which he entered that he had been subject to spermatorrhœa during twenty-five years without suspecting it. He had always thought that the urethral discharge during defecation consisted of mucus, and had never attached the least importance to it. These discharges were not habitual nor equally copious at all times, and he was often quite free from them during many months. As well as he could recollect these periods of immunity were when he was affected by cutaneous eruptions. He even thought that his "*humours*" escaped with the urine when he saw the spermatic discharges re-appear, and he then experienced in the rectum and bladder a heat and irritation which he was only able to relieve by means of injections. From the first occurrence of these involuntary discharges his erections and sexual desire had constantly diminished, and had left him entirely for several years; this he attributed solely to the effects of age. His urine was often muddy and flocculent for a fortnight, and then became limpid during a variable length of time.

All these circumstances combined, were much too clear to leave the slightest doubt as to the nature of the disorder; I therefore recommended him to take the natural sulphuretted waters, and he went to those of Vernet, near Perpignan. After seven or eight baths a lively itching came on in his skin, especially on the legs. Numbers of small pimples appeared, from which oozed for a month so considerable a quantity of reddish serosity, that the patient was obliged to surround his limbs twice a day with several folds of linen. At length this discharge gradually diminished and the epidermis came off in patches over the whole surface of the body.

During this time a complete change took place in the economy:—the fæces were passed easily and regularly; the appetite increased; the involuntary spermatic discharges disappeared; the stomach digested with equal facility all kinds of food, and bore the patient's taking wine; his erections re-appeared, and in fact M. D—— at fifty-six years of age experienced almost a return to youth.

In this case spermatorrhœa was unsuspected during twenty-five years, and the unhappy patient who thus suffered had passed during all the time for a hypochondriac. Enemas and medicines had been prescribed for him, without any attempt being made to seek the cause of his disease. I hope that these cases will in future receive more attention from medical men; although they do not speedily cause death, it must be admitted that they render existence wretched.

How was it that this patient could so long support so serious a disease? Probably because it was not constant. The spermatic discharges, in the commencement, seem only to have appeared when irritation occurred in the genito-urinary organs or rectum. At last, however, they threatened the patient's life and suspicions arose of the presence of cerebral disease, or at least of the danger of apoplexy.

CAUSES.—The cases I have related are sufficient to show the intimate connexion that exists between the genito-urinary mucous membranes and the skin, especially that of the scrotum and perineum. I do not, however, mean to infer that the connexion between the mucous membrane and the skin is more intimate or special in the genito-urinary than in the other organs of the body. It depends on the same cause, viz:—the analogy of function, between the mucous and the cutaneous tissues. In the tenth and eleventh cases which I have related, the genito-urinary organs were the last affected; the law, therefore, is a general one, but I can only here consider that part of it which relates to spermatorrhœa.

Nevertheless, cutaneous affections alone have not, in most cases, been sufficient for the production of this disease, for I have already stated that its causes rarely act singly. It is, however, necessary to consider them singly when we wish to discover the influence due to each, and we ought to take into account all the circumstances which may contribute to produce so serious a disorder.

I have reported in the preceding chapter an example (case ninth) of blennorrhagia complicated with cutaneous disease, for the cure of which it was necessary to employ special remedies; in the eleventh and twelfth cases, urethral discharges were present in more or less severity and frequency. It may appear that I should not have separated cases so much resembling each other, but I have been guided in so doing by the greater predominance of one or the other pre-disposing affection.

There is certainly no reason why an individual affected by cutaneous diseases should not expose himself to the risk of blennorrhagic contagion, and there is on the other hand every reason why he should

be easily infected by such exposure; I think, however, that we too generally confound the discharges, to which such persons are subject, with ordinary blennorrhagia, and if the patients speak of old cutaneous affections which have disappeared on the occurrence of the discharge, we too often smile, and without taking further notice prescribe the anti-blennorrhagic remedy which we are in the habit of using in all cases. Even well educated and experienced practitioners constantly act thus, from not having sufficiently considered special cases; these cases, nevertheless, occur often enough to merit serious attention.

One of my friends, who had been affected for a long time by a pruriginous eruption, consulted an empiric, who ordered an ointment to be applied over all his body for its cure. He was scarcely well when he married. A few days after, an abundant greenish discharge appeared from the urethra, attended by pain, and all the symptoms of violent blennorrhagia. At this he was much alarmed and consulted me. Knowing his history, I did not share his suspicions, but I recommended him to wear flannel from head to foot; in a few days the eruption re-appeared and the discharge subsided spontaneously.

I have, at this time, under my care, a patient who at the age of fourteen, suffered from an eruption on the scalp; this disappeared about the age of nineteen and was followed by chronic inflammation of the pulmonary mucous membrane. After the cure of this affection, pain in the neck of the bladder accompanied with uneasiness, acute cutting pain, and weight in the rectum, came on without any evident causes; urethral discharge appeared; the spermatic cords and testicles became swollen and painful, and the patient is now the victim of spermatorrhœa with all its accompanying disorders.

In another case for which I have been recently consulted, the patient had never had sexual intercourse. He suffered from cutaneous affections in early life, and at the age of eighteen experienced inflammation of the testicles from excessive excitement caused by reading an obscene book, and two years afterwards, after unsuccessful attempts to obtain the favours of a female, a severe blennorrhagia occurred, which lasted nine months.

After these facts we should think twice before we pronounce on the nature of an urethral discharge occurring in a person subject to cutaneous eruptions, especially when their suppression has previously been followed by inflammation of some other mucous membrane. Yet we must always bear in mind that these persons are liable, in common with the rest of mankind, to the occurrence of blennorrhagia, which would even put on, in their particular cases, greater virulence than usual, and must therefore greatly increase the pre-disposition of persons subject to cutaneous diseases to suffer from spermatorrhœa.

We find in these cases, as in those recorded in the second chapter, that anti-venereal treatment is useless and frequently injurious.

Mode of Action.—In what manner do cutaneous affections operate in producing spermatorrhœa? The cases I have reported are sufficient to show that they act by a metastasis to the mucous membrane

of the genito-urinary apparatus. Thus the patients suffered from repeated attacks of urethritis (as in the eleventh case,) acute or chronic cystitis (as in the tenth case,) active irritations of the bladder, inflammation of the testicles (tenth case,) or the prostate, and pains in the spermatic cords. We find then in these patients the same symptoms that are manifested by those in whom spermatorrhœa has arisen from contagious urethritis. The metastasis of cutaneous affections to the urethral mucous membrane, therefore, produces the same effects as the blennorrhagic virus, and the irritation extends in the same course along the seminal passages.

Irritation of the Rectum.—Several of my patients have suffered from affections of the rectum of which I have given no account in the preceding chapters. These affections have consisted of a sense of heat, darting pains, uneasiness, and a feeling of pulsation extending more or less high in the intestine (as in the twelfth case.) These symptoms show that the cutaneous irritation had extended to the mucous lining of the rectum, as well as to that of the genito-urinary organs. Such a complication must increase greatly the chance of spermatorrhœa occurring, by provoking a spasmodic contraction of the rectum, whence results an obstacle to the passage of fæces, and a disposition to contraction in the seminal vesicles.

In the next chapter I shall consider the causes of spermatorrhœa which are connected with the rectum, and I shall only now observe, in passing, that their symptoms must not be confounded with those arising from irritation of the prostate. In both cases, constipation and a sense of weight, heat, and uneasiness in the rectum may be present, but when these symptoms arise from an eruptive affection, an intolerable itching, and heat at the edge of the anus are felt, and on examining the parts, they are found red, excoriated, and wet; on drawing out the folds of the skin, a mucous and sometimes a purulent discharge is perceptible, and the portions of mucous membrane which can be brought into view are seen to be in the same condition:—in a word, the margin of the anus presents unequivocal marks of cutaneous disease.

It is important to establish this distinction, because, in the first case, cauterization of the prostatic portion of the urethra may put an end to the chronic inflammation going on there; but, in the second case, symptoms which have their seat in the rectum are due to a special affection of its mucous membrane. It is, indeed, true that this affection is similar to that of the urethra, and that it arises from the same cause; but the cure of the urethral inflammation would have no effect on that present in the rectum, and we shall presently see that the latter may suffice to excite or keep up spermatorrhœa to a sufficient extent to alter the health seriously.

Treatment.—The only means that have been successfully employed in cases of this nature, are cauterization and the use of the sulphuretted waters.

CHAPTER V.

CAUSES OF SPERMATORRHŒA.

Influence of the Rectum.

I HAVE hitherto examined those causes which influence the spermatogenic organs by their direct action on the urethral mucous membrane. I now proceed to consider such as act on the seminal vesicles by the mechanical and sympathetic influence of the rectum.

CASE XV.

Spermatorrhœa from a mechanical obstacle to defecation—Division of the stricture—Rapid and complete cure.

Nicholas G——, the guard of a diligence, of strong constitution, at the age of twenty-five contracted chancre, followed by bubo and warts. This attack of syphilis was treated with mercurials, without the patient giving up his employment, and, notwithstanding the fatigue consequent on his frequent journeys, at the expiration of six weeks all the symptoms had disappeared. Shortly afterwards he experienced difficulty in defecation, which slowly increased, so that in the course of four or five years considerable efforts were necessary to evacuate the rectum. The fæces were flattened, like a riband, four or five lines in width and about a line in thickness.

From this time G——'s health became gradually disordered; his appetite diminished, his digestion was impaired, and accompanied with the development of flatus; he lost flesh, and his weakness increased daily; his memory was impaired, and the genital organs underwent the same changes in their functions. When he first consulted me he had scarcely any venereal desires, his erections were imperfect, coitus was rarely possible, and ejaculation was long in taking place; sometimes it did not even occur at all, and it was never accompanied by any lively sensation.

The concurrence of all these symptoms convinced me of the presence of spermatorrhœa. The patient told me that for four years he had been in the habit of passing semen while at stool, and that its discharge in general bore a proportion to the efforts necessary for the expulsion of the fæces on this account, in order to render them as fluid as possible, he had reduced himself to a vegetable and milk diet. He had often attempted to use enemas but had been unable to succeed.

The abundant spermatic discharges had so worn this patient out, that at the age of thirty-four he presented the appearance of a man aged sixty.

On examination, I discovered, about two inches from the anus, a nearly circular obstruction, of about half a line in thickness, having an irregular opening in its centre which would barely admit the extremity of the fore-

finger. This kind of diaphragm obstructed the passage of fæcal matter ; it was thin and soft, and felt like a cicatrix.

I made transverse incisions through the obstruction, by means of a straight probe-pointed bistoury passed along the index finger. These incisions were of very trifling depth, and I afterwards dilated the opening by introducing my finger deeply, and pressing it forcibly in the direction of each wound, until by tearing I reached the walls of the intestine. Four loose flaps resulted from this operation, and I prevented their re-union by the frequent introduction of my finger. The operation was attended with very little pain or loss of blood. Some time afterwards I showed the patient how to introduce a rectum bougie, of sufficient size to dilate the portion of gut which had been operated on ; this I advised him to practise daily for some time. This simple means proved sufficient to procure separate cicatrization of the four flaps, after which the expulsion of the fæces took place without difficulty, and the spermatic discharges ceased. All his functions were soon restored to their natural state, and Nicholas G—— resumed his former occupation.

This case gives a very clear view of the mechanical influence of constipation in producing spermatic discharge during the passage of fæces. The sole cause of the spermatorrhœa was the membranous obstacle above the sphincter ; and the discharge was caused simply by mechanical pressure on the seminal vesicles during the violent efforts the patient was compelled to make in order to force the fæces through a narrow opening. As soon as the obstacle was removed, the spermatorrhœa ceased, and all the symptoms arising from it disappeared. The effects of mechanical compression were in this case then quite unmistakeable.

Coitus was very long before ejaculation took place ; sometimes even the completion of the act was impossible, and it was never attended by lively sensations. The cause of all this was that the seminal vesicles contained little and badly formed secretion ; but these organs were not in a state of irritation, and the ejaculatory canals were neither irritable nor relaxed. In most cases of diurnal pollution, ejaculation is on the contrary, very rapid, because the spermatic organs are either irritated or relaxed, if they are not at the same time in both these conditions.

CASE XVI.

Spermatorrhœa induced by chronic diarrhœa, and kept up by a mechanical obstacle to defecation—Removal of a scirrhus tumour from the anus—Rapid and perfect cure.

M——, of good constitution, entered the army at the age of seventeen, and served for eighteen years, during which he was exposed to considerable hardships. He also committed excesses of all kinds. His health, however, continued excellent. In 1814, M——, then aged thirty-five, contracted blennorrhagia which he neglected ; the discharge diminished, but did not entirely cease before 1816, when he quitted the army. In 1820 M——

married, but did not indulge in any excesses. Some time afterwards, having been engaged as *concierge* to a club, he passed many nights almost without lying down. In 1824 he was suddenly seized with violent colic, which was relieved by means of emollient injections, repeated baths, and a severe regimen, but which did not entirely leave him.

Two years afterwards he had a severe hemorrhage from the rectum, accompanied with very painful tenesmus, during the violent spasms of which he noticed that he passed semen. This hemorrhage relieved the colicky pains he had suffered from, but a dysentery remained, which kept up the tenesmus and with it the involuntary seminal emissions, and caused the prolapse of several hemorrhoidal tumours with eversion of the mucous membrane of the rectum. From this period M——'s health became more and more disordered; he lost his habitual spirits together with his sexual appetite, and his sight as well as his memory and physical strength became weakened, so that in 1827 he was obliged to give up his occupation of *concierge*. During the years 1827 and 1828, the chronic diarrhœa decreased in severity, and in 1829 it had become much less frequent. At length, in 1830, it was replaced by a very obstinate constipation, which in its turn also became the cause of spermatorrhœa, and increased the swelling caused by the hemorrhoids and the prolapsed mucous membrane of the rectum. This swelling was irreducible; it increased in hardness, was irritated by the friction of his clothes, and at last assumed a schirrhous consistency. Its presence alone formed a considerable obstacle to defecation. On the 28th of March, 1831, M—— applied at the hospital St. Eloi, in the following condition. He was fifty-one years of age; extremely pale; his face pale yellow; skin woolly; hair black; weakness excessive; sensibility very great; profound melancholy; habitual hypochondriasis; digestion difficult, especially after the use of animal food; defecation rendered troublesome by a red hard swelling five or six lines in diameter across its base, projecting about an inch and occupying about half the circumference of the anus; involuntary discharges of semen during the efforts necessary to procure a fecal evacuation; the emission of urine followed by a discharge of a glairy, limpid, and sticky matter; no erections during a long period; absence of all sexual impulse; frequent attacks of vertigo; dazzling of the eyes; buzzing in the ears; attacks of heat towards the head from the slightest cause. The tumour, of which I have spoken, resembled a large cock's comb; contracted hemorrhoids were situated around it; and it seemed to have arisen from the prolapsus of internal hemorrhoids, which had brought down with them a portion of the mucous membrane of the rectum. The contraction of the sphincter ani had prevented the return of this tumour, and had increased its swelling, and the friction of the patient's clothes had caused repeated inflammation and degeneration of its tissue. The base of the tumour occupied more than half the circumference of the anus, and extended above the sphincter ani. It was about six lines in thickness, and its feel was schirrhous; a sanious discharge exuded from its surface, some points of which had even begun to ulcerate. It was, therefore, evident that no time should be lost if it were intended to remove this tumour; the patient was anxious for the operation, and had previously asked several surgeons to perform it; but these gentlemen had refused on account of the depth to which the diseased tissue extended.

By gentle and gradual traction on the tumour I was able to bring it entirely through the sphincter, so as to bring the healthy mucous membrane

into view. On the 25th of March, therefore, I commenced its removal by an incision in the healthy mucous membrane, and to arrest the severe hemorrhage which ensued, I cauterized the bottom of the wound, with a fine heated iron. The tumour was then dissected out, the parts being touched with the actual cautery as they were divided. After the entire removal of the tumour, the greater portion of the wound ascended within the sphincter.

Slight inflammatory symptoms supervened, which yielded to bleeding, &c., suppuration was established, and the cicatrization of the wound was completed by degrees. The first few days after the operation, the patient was unable to void his urine without the use of the catheter, and for some time afterwards he micturated very frequently.

On the first of May cicatrization was nearly completed, the fæces had regained their normal consistence and were passed daily without difficulty, their passage no longer giving rise to involuntary spermatic discharge. The patient regained his strength and spirits; his appetite returned, and his digestion was performed easily; his strength and stoutness increased daily. About the middle of the month his erections re-appeared during the night, and afterwards became more frequent and prolonged; his cerebral functions followed the same course in their re-establishment; the dazzling of sight and cerebral congestions disappeared; and M—— left the hospital on the 24th of May, perfectly restored to health.

Three years afterwards, when I was summoned to Clermont to preside over a medical inquiry, M—— called on me; I recognised him with difficulty, so much was his countenance changed. It is scarcely necessary for me to say, that he had resumed his conjugal duties, and his occupation of *concierge*. The cicatrix of the anus was thin and soft, and did not interfere with defecation.

The latter part of this case exactly resembles the preceding one, and the results of the operation prove that the involuntary spermatic discharges were only kept up by the mechanical obstacle to defecation.

But the diarrhœa which had caused the prolapse of the hemorrhoids, and the formation of the schirrous tumour, was also accompanied by frequent involuntary emissions. At this time, then, the seminal vesicles could not have been subjected to compression, as the fæces were liquid, and remained a very short time in the rectum; we must, therefore, admit that the seminal vesicles participated in the irritation of the rectum—that they were affected by the spasmodic contraction which took place in the gut—in a word, that they were influenced by the tenesmus.

This case, then, presents a remarkable instance of the double influence possessed by the rectum over the seminal vesicles; in the beginning of the disease this influence was essentially vital,—at its termination it was simply mechanical. Both phenomena produced the same results, but they were quite sufficiently distinguished from one another not to be confounded together.

It was worthy of remark, also, that the patient, immediately after the operation, was unable to pass his urine without the assistance of a catheter, and that after a short time he experienced a frequent de-

sire to micturate. These two phenomena show the intimate connexion that exists between the anus and the neck of the bladder.

This case, then, exemplifies the influence of the rectum over the urinary organs, in both its different forms.

CASE XVII.

Hemorrhoids from the age of puberty—Difficulty in evacuating the rectum at the age of twenty-eight—Spermatorrhœa—Cure.

M. A—, of a sanguine temperament, at fifteen years of age was addicted to masturbation; soon after he had a discharge of blood from hemorrhoids, which he regarded as a consequence of his injurious habit, and consequently abandoned it sufficiently early for his health to remain uninjured; but the hemorrhoids teased him much, especially when some time after he entered the army. They were relieved, however, after a campaign in Spain, where the patient suffered much from heat. By returning to his home and by leading a less active life, he hoped with care to rid himself of his troublesome affection; the reverse happened, however—his diet being more stimulating and his habits being sedentary, the hemorrhoids increased in number and size. His stools were followed by a more or less abundant discharge of blood. The internal hemorrhoids were protruded and formed a voluminous and painful mass, which could only be reduced by long continued pressure. After a time these hemorrhoidal tumours becoming irritated and swollen presented an obstacle to the discharge of fæces; a larger portion of intestine protruded and was returned with great difficulty. The patient now perceived that in his efforts at stool he passed a large quantity of semen, his health broke up by degrees, he felt debilitated, his digestion became disordered, his sleep was broken and unrefreshing; his temper was soured, he often experienced sensations of stunning, vertigo, and sometimes even fainting fits.

Emollient injections, baths, and demulcents appeared to benefit him at first, but he soon perceived that they increased the relaxation of the parts, and favoured both the prolapsus of the rectum and the spermatic discharges.

This state had lasted four months, when the patient first consulted me. He was twenty-eight years of age and had the appearance of being forty; his muscles were well developed, but he was, notwithstanding, without strength or energy. I first relieved the irritation of the rectum by lavements of decoction of poppy heads, and afterwards used slightly stimulating ointments containing balsamic applications, at the same time that quinine and preparations of iron were administered.

Under this treatment the mucous membrane of the rectum by degrees regained its tone; the hemorrhoids became less sensitive and less voluminous and many of them withered away. The prolapsus of the rectum disappeared gradually, and the seminal discharges diminished, at the same time removing the symptoms that depended on them.

Hemorrhoids at the early age of fifteen are rare; I cannot, however, believe that masturbation alone caused their appearance in this patient, but I think it probable that he had a considerable pre-dispo-

sition to them. I do not suppose that the habit he practised for a short time in his youth had any influence in causing the spermatorrhœa, for it is very easy to account for spermatic discharges in such a case without referring to very remote causes. We must then regard this case as another example of the influence which obstruction to the passage of fœces exercises on the seminal vesicles.

CASE XVIII.

Blennorrhagia, Constipation—Fissure of the anus—Discharge of semen at stool—Profound hypochondriasis—Desire of committing suicide—Diarrhœa—Cure of the fissure of the anus—Disappearance of the other symptoms.

At the age of twenty-four F. B—— contracted blennorrhagia which was accompanied with weight in the region of the prostate. By leeches and baths the pain was relieved, and the discharge reduced to a slight gleet. Soon afterwards the left testicle became swollen and very painful, and the discharge increased in consequence of energetic and long continued erections. The patient used leeches and hip baths, and the swelling of the testicle diminished but the discharge continued. For three or four years this testicle continued very tender; it swelled on several occasions, and became painful in consequence of slight venereal excitement, the urethral discharge increasing at the same time. These phenomena returned every spring during four years.

In order to cure these symptoms F. B—— took the Rob de Laffecteur* after the second bottle of which, an obstinate constipation supervened.

Defecation now became very painful and the fœces were covered with blood. The patient had recourse to enemata without benefit; during their administration he felt as if the "anus were torn by heated razors." This state had lasted several months when he experienced attacks of vertigo after going to stool, and sudden attacks of cerebral congestion passing off rapidly, either while walking or engaged in any kind of employment; his moral condition became affected; he fell by degrees into a deep melancholy; depressing thoughts arose before him incessantly; he seemed compelled to seek solitude and darkness; he felt a horror of suicide, but nevertheless he seemed always to be driven towards it. Wrapped up in his melancholy thoughts he spoke to no one, and if his friends endeavoured to attract his attention he responded to them rudely; he felt his venereal desires constantly diminish; but this did not affect him so much as his moral position; he held suicide in abhorrence, yet he felt impelled towards it in spite of his will; his reason wandered until at length he believed himself possessed by the devil, and he spent hours together in praying to be delivered from his temptations. A constant feeling of hunger annoyed him, though he ate often and greedily; his digestion was painful and laborious. Notwithstanding the

* Rob de Laffecteur is composed of a strong decoction of the *Arundo Phragmitis*, or bulrush, with sarsaparilla and aniseeds, evaporated, and made into a Rob or syrup by the addition of sugar. To this a solution of the bichloride of mercury is afterwards added.

repeated use of leeches, demulcents, and baths, these symptoms increased to a frightful extent; his sufferings indeed were generally greatest on quitting the bath. One day whilst at stool he noticed the evacuation of a quantity of whitish and viscid matter which he fancied was semen; from that time his attention being called to the fact, he observed that he seldom had an evacuation without more or less spermatic discharge; he noticed also that the matter in its passage produced a kind of tickling accompanied with heat in the urethra.

After having passed six months in this deplorable condition, the patient suffered from a serious attack of indigestion, followed by a very copious diarrhœa that lasted a fortnight, and reduced him to an extreme state of debility; but after its relief the fœces regained, by degrees, their normal consistence, and were then passed without pain or streaks of blood; the spermatic discharges which had been excited by efforts at stool no longer took place, and all the moral and physical symptoms above mentioned were, by degrees, completely and spontaneously dissipated. Several years afterwards F. B—— enjoyed excellent health, all his functions, without exception, being perfectly performed.

In this case the blennorrhagia caused inflammation of one testicle and developed the susceptibility of the genital organs; consequently, therefore, it pre-disposed them to the occurrence of spermatorrhœa; but the constipation brought on by the use of Rob de Laffecteur evidently was its immediate cause. The symptoms which ordinarily accompany fissures of the anus appeared soon after; and afterwards those arising from spermatorrhœa. The course of events was probably as follows:—after prolonged constipation a hard copious motion distended the mucous membrane lining the anus, more than usual; it gave way; from that date defecation having become painful the patient put it off as long as possible; the hardened and accumulated fœces in their turn increased the fissure in the mucous membrane:—thus it is that fissures of the anus are usually produced and kept up. The diarrhœa, which lasted fifteen days, allowed the cicatrix in the mucous coat of the gut to become firm. It is easy, therefore, to account for the appearance and cessation of the seminal discharges, together with the anomalous symptoms from which the patient suffered during six months.

I have already shown hypochondriasis, in many forms, as a consequence of spermatorrhœa, but in no case previously reported did it present characters like those in the case before us. This young man, naturally of a good disposition, was beset, during the whole course of his disease, by the most frightful propensities; he was so revolted by them that the loss of his health seemed nothing when compared with the mental torture they entailed on him. His reason was so shaken that he considered the intervention of the devil to be the only mode of explaining his evil impulses! To what must we refer an aberration of intellect which might have produced such fatal results?

But to return to the consideration of fissures of the anus. This disease, without doubt, often excites spermatorrhœa. The silence of

authors on the subject proves nothing, for, notwithstanding the activity with which during years I have sought the causes of spermatorrhœa, I rarely, until lately, profited by the opportunities I had of questioning patients on this point. When the violent efforts necessary to empty the rectum, the acute pain and spasmodic contractions of which it becomes the seat, and the disturbances which a very slight excoriation produces throughout the economy, are taken into account, I think, it will be readily allowed that fissures of the anus may frequently induce abundant spermatic evacuations.

The patients fear to go to stool, on account of the pain the passage of the fæces produces ; these, therefore, accumulate and harden in the rectum ; when, at length the irritable intestine contracts to expel its contents—their passage tears open the fissure ; the sphincter irritated by this increase of pain, contracts spasmodically, and a contest is thus established, between the sphincter and the muscular walls of the intestine, aided by the abdominal muscles. The efforts to evacuate the intestine are so violent and prolonged that respiration is suspended ; the face becomes injected and purple, and blood appears ready to start through the skin. It is difficult to conceive how the seminal vesicles can, under such circumstances, escape compression.

We must, also, take into account the fixed pain at the verge of the anus, and the spasmodic state of contraction into which all the neighbouring muscles are thrown ; for these phenomena act more or less on the genito-urinary organs. Lastly, fissures of the anus are soon followed by changes in the physical and moral state of the patients, of too serious a nature to be attributed only to the pain they cause. I have seen young men arrive at the hospital in a condition of weakness and mental despondency, contrasting strongly with the size of their muscles, and the colour of their complexions. It is, especially after they have evacuated the bowels that such patients feel most worn out, broken spirited, and depressed ; they have generally lost all venereal desire ; their erections are weak, rare, and incomplete. I regret that I have not recorded these cases, but I remember their circumstances perfectly, and all things conduce to make me attribute the symptoms to spermatorrhœa ; however, this may be, it is a subject for further research to which I wish to call the attention of the profession.

CASE XIX.

Horse exercise—Constipation—Spermatorrhœa—Impotence—Frequent and violent attacks of cerebral congestion—Ascending douches—Cauterization—Sulphur baths—Hot and cold douches on the loins and perineum—Cure.

M. De B—— consulted me in the month of May, 1834, respecting a cerebral affection, on whose nature distinguished physicians could not agree, but which all regarded as very serious.

He was of a middle height, with a large chest, and a well developed muscular system ; his hair brown and curly, his beard thick, his face full

and deeply coloured. Notwithstanding these signs of apparent strength and health, I noticed that his knees were slightly bent, and that he was unable to remain long standing without shifting the weight of his body from one leg to the other; his voice was weak and husky; the motions of his tongue seemed embarrassed, and he articulated his words in a confused manner; his attitude was timid, and his manner had something of incertitude and fear; he had been married fifteen days.

His mother-in-law and his young wife, who accompanied him, informed me that within this period he had several attacks of congestion of the brain, during which his face was highly injected. At the first of these attacks the surgeon, called in the night, had bled him to the extent of three pounds, *in order to prevent apoplexy*; repeated venesection, and the frequent application of leeches, had relieved such attacks of congestion, but had not prevented their recurrence. The patient had become subject to attacks of vertigo, and was unable to look upwards without feeling giddy; his legs had become so weak that he had fallen several times, even when walking on level ground; his ideas had lost their clearness, and his memory failed rapidly.

These symptoms had spread consternation through both the family of my patient and that of his wife, especially as several practitioners of reputation were agreed as to the existence of some serious disease of the brain, although they could not decide as to its nature. Most of them, however, were inclined to suspect *ramollissement*.

The countenance of the patient during this recital, the coincidence of the congestion, with the period of his marriage, and the bad effects of blood-letting, made me suspect the nature of the disorder, and induced me to question the patient separately. When we were alone he told me, stammering, that an unexpected occurrence, immediately after his marriage, had at first prevented any conjugal intimacy, and that afterwards he had found himself completely impotent. He attributed this misfortune to the attacks of cerebral congestion, and to the bleedings he had undergone. On further inquiry, however, I discovered that he was affected by diurnal pollutions.

The following is the history I obtained from this patient by dint of questioning:—at the age of sixteen, he possessed a very strong constitution, and an ardent and passionate character. At school he contracted the habit of masturbation, and at the end of three months he had frequent nocturnal pollutions, with pain in the chest, and troublesome palpitations, which warned him of the danger of the vice, and he renounced it forever. When he became free from the restraints of school, he subdued the ardour of his temperament, by the most violent exercises—especially that of the chase—and he attached himself to agricultural pursuits with much energy.

This new mode of life so completely re-established his health, that he was tormented by energetic, and continual erections, to subdue which, he employed river baths, even in the coldest seasons. He never committed excesses of any kind, and had never suffered from any blennorrhagic or syphilitic affection.

In 1831, the erections were slightly mitigated, but he became very much constipated, which he attributed to the constant use of horse exercise.

In 1832, he experienced some numbness and creeping sensations in his feet and legs.

In 1833, frequent dazzling of sight occurred with vertigo, difficulty of

vision, and flushes of heat, towards the head and face, the patient attributed all these symptoms to the effects of his still increasing constipation.

At the same time that these symptoms occurred, the patient's erections became rarer, less energetic, and after a time, incomplete; his fitness for intellectual labour diminished; the cerebral congestions became more frequent, and more severe; his face became habitually very red; his head burning; an almost constant fixed pain came on in the orbits, and his character became fickle and contradictory.

His family physician, attributing all these disorders to a state of plethora, caused blood to be drawn several times, without benefit.

In March, 1834, M. De B—— engaged himself to a young lady, who lived about two leagues from his estate; and in order to visit her without neglecting the care of his property, he was obliged to make long and frequent journeys on horseback; shortly before his marriage, these journeys became so frequent, that he might be said to pass the greater part of his time on horseback. His constipation now increased to such a degree, that he passed forty days without faecal evacuation; during his efforts at stool he passed semen in large quantities, and in jets, although the penis remained flaccid. He had previously, several times, noticed the same occurrence, but as he attributed it to his long continued continence, he paid little attention to the circumstance. His urine was constantly muddy; it was passed slowly, and with difficulty, and threw down a large quantity of thick and flocculent deposit.

M. De B—— awaited the period of his marriage with a vague uneasiness, of which he could not imagine the cause; he was much attached to his betrothed, but, nevertheless, he experienced more embarrassment than pleasure in her society.

I have already stated what occurred after his marriage, I should add, that having examined his genital organs, I found them, contrary to my expectations, of unusual development, the testicles were large and firm, but the scrotum was slightly relaxed. The patient experienced a strange tingling in the organs, and at times felt as if they were compressed by a hand of iron. These sensations increased when near his wife, and the penis diminished in size, and became retracted towards the pubes, in proportion as he endeavoured to excite erection.

The union of all these circumstances could not permit any doubt to remain on my mind as to the nature of his disease; it became evident that all idea of cerebral affection must be abandoned, and that the diurnal pollutions, with all the symptoms of which they were the cause, must be referred to the patient's constipation.

The first indication to be fulfilled, therefore, was to relieve the constipation; indeed I hoped this was all that would be necessary: the youth of the patient, the development of his genital organs, and the strength of his constitution induced me to suppose that his cure would be prompt and easy. Things did not, however, follow so simple a course.

The next day the patient began to use ascending douches; and was put on a vegetable diet, with iced milk.

The first douches caused the evacuation of an immense quantity of faecal matter in lumps, as hard as bullets, and it was not until after the sixth douche that the faeces were of normal consistence; I then caused the temperature of the water to be lowered to 25° of Reaumur's* scale, and after-

* About 88° of Fahrenheit.

wards to 20° Reaumur.* The last few douches were given at 16° Reaumur.† After the twelfth douche had been administered, they were omitted, the bowels having acted regularly every day, without the necessity for the slightest straining.

By this time the patient's countenance had lost its purple tint, and presented a more natural appearance: the stunning sensations of which he had complained diminished by degrees, and at length disappeared entirely; his legs regained their strength, and he was able to continue in a standing posture for a long time without fatigue, and to take long walks without inconvenience; his voice resumed its natural tone, his eye regained its expression, and all his motions acquired firmness.

At the expiration of a fortnight the spermatic discharges during defecation had ceased entirely; but his urine still continued thick. His erections had already acquired sufficient energy to make him believe himself cured, but ejaculation took place almost instantaneously. The use of ice and cold lotions did not ameliorate his condition.

Such was M. De B——'s state at the end of a month; when, in order to act directly on the orifices of the ejaculatory ducts, I determined to cauterize the prostatic portion of the urethra. As soon as the inflammation had subsided, his erections became more perfect and energetic; yet ejaculation still took place too rapidly. The period for using the mineral waters having arrived, I sent M. De B—— to Aix, in Savoy, where I visited him shortly after. He had experienced very little benefit from the use of the waters, either externally or internally.

I now prescribed douches, alternately very warm and very cold, on the perineum and loins, the spout being changed when the sensation, either of cold or heat, became very intense. The bath was ended after about twenty or twenty-five minutes, by the cold douche, and the patient's skin remained highly injected for some hours afterwards.

The effects of these douches were conclusive; after the first, the patient's erections acquired a degree of vigour and duration which reminded him of his early torments. He continued the use of the douches for some days after his re-establishment; and when he left Aix the functions of his genital organs were perfect. Ejaculation was a good deal protracted by the use of the douches.

I have entered into a somewhat lengthy detail of this case, because the subject affects gravely the most serious interests of society, as well as the happiness and peace of families. Besides, I confess that I was much interested by the unhappy position of a young man whose misfortune was undeserved, and could not have been foreseen, as well as by that of his wife—a young woman, scarcely of age, who was obliged to enter into the most unpleasant details.

It is evident that in the case of M. De B——, the constipation was the cause of the involuntary seminal discharges. The patient had practised masturbation it is true, and nocturnal emissions followed; but he had continued the vice only three months, and his health,

* About 81° of Fahrenheit.

† About 68° of Fahrenheit.

though disordered for a short time, was soon re-established by the use of violent exercise. M. De B—— was even tormented during several years by erections, which must have been very energetic, if we may judge by the means he took to subdue them. From this time he had never committed any kind of excess, and he had never suffered from either blennorrhagia or syphilis. There is then no circumstance in the history of his life, except his constipation, which would account for the involuntary discharges.

But to what is this constipation to be referred? After all I could learn from the patient concerning his mode of life, I could only refer it to his constant horse exercise. In fact, M. De B—— sometimes passed whole days on horseback, either for the purpose of hunting, or of superintending the management of his property. Shortly before his marriage his rides became more frequent and longer, and his bowels at this time did not act during forty days. The weakness of his legs, the stunning sensations, &c., increased in proportion as his costiveness became more confirmed.

This case recalls to my mind the well known observation of Hippocrates on the impotence of the Scythians, and I have no doubt that his opinion was founded on analogous facts. I shall treat this subject more fully in another place; but since at present I am considering the causes of spermatorrhœa which act on the seminal vesicles through the influence of the rectum, I report this striking case, showing the effects of long continued horse exercise.

M. De B—— was accustomed to nutritious food, and of a well marked sanguineous temperament; he had a large chest, powerful muscles, and a highly injected countenance; it is therefore by no means extraordinary that he should have been bled frequently for the relief of the cerebral congestions to which he was subject. On the night of his marriage the blood rushed to his head with greater force than ever, so that an attack of apoplexy was much feared; the weakness of the legs, the frequent falls, and the attacks of vertigo, were therefore afterwards attributed to an advanced stage of disease of the brain. This was a very natural opinion, but it was an incorrect one; I doubted it from the commencement, although the patient was brought to me in consequence of a supposed cerebral affection. I formed a different impression, because I had previously seen many analogous cases. There exists in all these patients something peculiar in the expression of the eyes, in the position, in the voice, and in the general appearance; something of timidity and bashfulness which I am unable to express, but which is instantly recognised by the experienced, although perhaps it is incapable of explanation. However this may be, the relation of the above case should draw attention to the subject.

I admit that venesections *seemed* to be clearly indicated in the case of M. De B——, but the loss of blood never produced good effects either immediate or remote; and by analysing the case carefully, his attendants would have seen that under this treatment the attacks in-

creased in frequency. But pre-convictions throw a thick veil over the most acute perceptions.

The ascending douches put an end to the constipation; but freedom of fæcal evacuation did not suffice to cure the disease. The seminal discharges, during the passage of fæces, diminished, indeed, or perhaps entirely ceased, but the patient's urine remained thick and muddy, and his erections were incomplete. The application of ice and of the nitrate of silver, and the use of sulphureous waters, were not sufficient to effect his cure; yet there could not have existed any organic change in his genital organs. We can therefore only attribute the continuance of the seminal discharge, during the emptying of the bladder, to relaxation of the ejaculatory canals, produced by their long habit of allowing the semen to escape in a passive manner—showing how necessary it is to put an end to the habit as early as possible.

The alternate use of hot and cold douches on the loins and perineum produced a sudden and decisive change in this as in many analogous cases; I shall therefore return to their consideration by and by. At present I must only remark, that they should never be employed so long as any irritation of the genital organs exists, as under such circumstances they produce the most unfavourable effects.

CASE XX.

Lengthened exposure to severe cold—Incomplete paralysis of the rectum—Seminal discharges during defecation—Cure by the application of galvanism.

M. V——, aged twenty-nine, a captain in an infantry regiment, had suffered from five or six attacks of blennorrhagia, and afterwards from a chancre, for the cure of which he took a considerable quantity of the bichloride of mercury. At the end of the treatment, in 1822, he left Metz, to go to Spain. During his journey he was detained three weeks at Lyons, in consequence of a disorder of which the most prominent symptom was obstinate costiveness accompanied by fever. During the remainder of his journey he was obliged, for the first time, to support his left testicle, the veins of which were varicose. During the whole campaign he did not suffer from any other disease except occasional hemorrhoids.

After having endured the fatigues of war without disorder, M. V——, whilst returning to France, was exposed during an entire night to extreme cold, being at the same time very lightly clothed. The next day he felt acute and darting pains in his legs, and these were soon followed by a feeling of cold, referred chiefly to the under part of the left hip joint, and to the hypogastrium.

From this period a new train of symptoms appeared. The patient felt his legs daily becoming weaker; he was subject to obstinate constipation. It seemed to him as if the powers intended for the expulsion of the fæces, were paralyzed; and he experienced, moreover, in the distended intestine, a feeling of elastic re-action, rather than one of muscular contraction. Abundant seminal discharges attended his efforts at stool. Agitation gene-

rally followed the evacuation of any fæces. The venereal impulse was nearly lost, erections occurred seldom, and were incomplete, and coitus was impossible, except under very extraordinary circumstances, and very rarely. The patient's digestion became difficult; flatus accumulated in the intestines, distended his abdomen, and caused pain in his epigastric and hypochondriac regions: his skin became habitually dry and harsh. He wished to take exercise to favour cutaneous transpiration, and was in a continued state of agitation as soon as he remained still for a few minutes; he was easily affected by cold, and his temper became very irritable.

The suspensory bandage he wore, inconvenienced him, and he left it off before taking a long walk. Shortly after his return, a considerable swelling came on in the left testicle, to disperse which leeches were applied five times unsuccessfully.

About this time bichloride of mercury was administered in solution for the treatment of some supposed venereal vegetations around the margin of the anus, but which, in reality, were only contracted hemorrhoids. The different means pursued, increased, to a great degree, the patient's weakness of the legs and digestive disorder.

When Captain V—— came to the hospital of St. Eloi, I was struck by the pallidity of his countenance, and the flaccidity of all his tissues. His form was rounded, with the cellular tissue very abundant and slightly infiltrated with serum, especially in his legs; his skin was white, thin, transparent, and habitually cold; his pulse small and feeble. The tumour of the left testicle was evidently only a common hydrocele.

Taking into consideration the order of appearance, and the general character of the symptoms, I thought that the intense and lengthened action of cold had produced a deep and lasting effect on the inferior portion of the spinal cord, as I had before seen in a few cases. Weakness seemed to me to be the symptom predominating, no appearance of irritation being present, either in the rectum or the genito-urinary organs; and I consequently decided on submitting the affected parts to the action of galvanism.

The first sitting took place on the 11th of February. The current was established, during twenty minutes, between the sacrum and hypogastrium; and afterwards, for the same period, between the hips. The shocks were very weak, only sixteen drops of sulphuric acid having been added to the quart of water; yet, on the following day, the patient experienced less sensation of cold, less numbness in his left leg and in his genital organs, and less difficulty in emptying his bladder; besides which he had a stool.

On the 12th a second sitting took place. The shocks were directed through the same parts, and applied during the same length of time; eighty drops of sulphuric acid being used on this occasion.

On the 13th a third sitting was held, a hundred drops of acid being used. Stronger shocks were administered. Impressions were now more acutely felt, and the patient's improvement seemed progressively increasing.

On the 14th, galvanism was again applied, a hundred and forty drops of sulphuric acid being added to the quart of water. The current was established occasionally between the loins and the perineum, and the surface of the hydrocele. The following day the patient had a free evacuation without enema; he experienced a feeling of power in the rectum, with less numbness in the lower extremities, from the pelvis as far as the knees; the legs and feet were in the same state as before; there was a considerable diminution in the size of the hydrocele; the patient's erections had become

more energetic, and he was altogether more cheerful, notwithstanding the fatigue caused him by the violent shocks to which he had been subjected. He spoke of the galvanism with pleasure, but requested two or three days' rest before being again subjected to its action.

From the 15th to the 19th galvanism was not employed. No improvement took place during these days.

From the 20th to the 24th five sittings similar to the preceding took place; the quantity of sulphuric acid being increased on each occasion. After these the bowels were opened freely every day, without straining or seminal discharge. His urine was discharged easily, in a full stream. The liquid effused in the tunica vaginalis was completely absorbed. The patient's digestion became active; the intestinal flatulence disappeared, and the warmth and strength of the inferior extremities were restored.

Shortly afterwards M. V—— rejoined his regiment, and resumed his duties as before. Four or five years afterwards I met with M. V——, who had attained the rank of general. He told me that his health had not undergone the least alteration.

This patient had suffered from five to six attacks of urethritis, besides a chancre, and he had undergone many energetic courses of anti-venereals, of which one course only would have been useless, and even injurious. There are, therefore, many reasons why his case should have been placed among those of which I have treated in the third chapter. On the other hand, he had suffered, for a long time, from hemorrhoids, which were, on one occasion, even mistaken for syphilitic vegetations, a mistake by no means uncommon. The seminal discharges were, however, due to the distention of the rectum, (as in case fourteen) yet it seems probable that the other circumstances had some share in bringing on the disease, because Captain V—— had suffered from obstinate constipation, when at Lyons. These circumstances must, therefore, be taken into account; but the determining cause was, evidently, the extreme cold to which he was exposed during a whole night. This gave the disease a peculiar character, which is not otherwise met with.

The first time I saw this patient I attributed the weakness of his lower extremities, his constipation, &c., to the seminal discharges; but on more mature reflection respecting the sudden effect of this lengthened exposure to cold, I recollected other cases of the same nature, in which cold had left a serious impression of debility in the parts which had chiefly suffered. I was struck by the general and truly characteristic state of the constitution, by the infiltration with serum of the affected parts, by the temperature of the skin, &c.; I concluded therefore that the pollutions arose from distention of the rectum, and that this was kept up by a kind of torpidity which the cold had produced in the nerves arising from the inferior portion of the spinal cord. This chain of reasoning led me to think of galvanism—a remedy, from the use of which, I had seen benefit arise in analogous cases.

The result proved this indication to be the right one, and the cure was even more rapid and decided than I had ventured to hope for.

The hydrocele which existed in this patient, seemed to have been caused by the repeated attacks of urethritis; and the rapidity with which the effusion was absorbed under the use of galvanism, was very remarkable. This circumstance proves galvanism to have been the remedy best suited to the case. I shall relate here another case, illustrating the effects of cold; and which is also remarkable in other respects.

CASE XXI.

Intemperance—Lengthened exposure to cold—Chronic inflammation of the bladder—Involuntary seminal discharges, &c.—Cauterization—Cure. Relapse—Same treatment with the same result—Remarkable influence of the bladder on the rectum.

G——, a soldier in the 4th regiment of light infantry, much addicted to intemperance, enjoyed pretty good health, with the exception of two or three slight attacks of blennorrhagia, until the age of thirty. At this age, however, when intoxicated and in an excessive state of perspiration, G—— plunged into cold water as far as his middle, and afterwards allowed his clothes to dry on his person.

Shortly afterwards G—— felt acute pain in the lumbar region, with weight in the hypogastrium, and a frequent desire to make water, which he passed with some little difficulty. Camphorated frictions on the loins, with rest, and an antiphlogistic regimen, gave him momentary relief; but G—— soon perceived that he was more easily fatigued than before, and especially that his legs daily grew weaker. He continued to perform his military duties during eighteen months, though with great and increasing difficulty; and at length he became so weak that he was obliged to apply for his discharge.

Having returned to his native town, he commenced business as a tailor, and he had not long followed this employment when he perceived that he passed semen frequently, without either erection or pleasure. These discharges grew more and more frequent, and were accompanied by an irresistible and frequent call to empty the rectum; his urine was passed with much difficulty, requiring efforts which were very fatiguing.

During the years 1830 and 1831, the weakness of his legs continued to increase. His digestion was difficult, and his genital organs were much relaxed.

In March, 1832, after a fit of intemperance, G—— was seized by a complete retention of urine, for which baths, fomentations, and emollient drinks were prescribed. This state gave place to one of strangury, soon followed by incontinence of urine.

In May, 1832, artificial sulphuretted baths were employed without benefit, and in September, the baths of Balaruc with no better result.

On the 4th of October, G—— was admitted into the hospital of St. Eloi. Two moxas were applied to his loins, and shortly afterwards four issues lower down.

On the 1st of November G—— took some soup and wine, and the following day acute irritation of the neck of the bladder came on, for which he was treated by leeches to the hypogastrium, baths and camphorated drinks. The pain diminished, but the passage of urine was preceded by a discharge of milky fluid.

At this time the patient first came under my care. I found him in the following state. He was thirty-five years of age, of moderate stature; his skin white, face pale, hair black and scanty, voice feeble and rather husky, digestion difficult, especially after the use of animal food; he was frequently compelled to go to stool, the presence of a little fæcal matter in the rectum inducing a painful feeling, which caused its involuntary expulsion. He passed urine every ten minutes or quarter of an hour, without being aware of its escape, and the fluid contained an abundant deposit of a greenish white colour, which appeared flocculent. The urine decomposed very rapidly. He had no venereal desires, and not the least appearance of erections. His lower extremities were so weak as scarcely to support the weight of his body. His legs were the constant seat of osseous pains, and his feet were habitually cold. He seemed indifferent to every thing.

On the 14th of November I performed a slight cauterization of the neck of the bladder, and of the surface of the prostate. The patient experienced little pain during the operation; there was no discharge of blood, and but little burning afterwards.

On the 22d the urinary deposit had considerably decreased in quantity.

By the 26th the deposit had entirely disappeared.

On the 28th the urine appeared quite limpid, and the patient was able to retain it for half an hour, but it was still passed involuntarily. The fæces were not passed so often, and the lower extremities were a little stronger.

On the 29th I performed a second and more complete cauterization of the same parts. The pain was considerable, and followed by burning. Bloody urine was afterwards passed very frequently. On the 4th of December the patient was able to walk without the aid of crutches; his appetite and his spirits returned. On the following days the urine and fæces were held longer.

On the 11th of December a third cauterization was practised, beginning by the bladder, and ending at the bulb of the urethra.

On the 18th, the patient was able to retain his urine, which was quite limpid, for an hour; animal food was well digested; his erections returned; his legs regained their normal strength; his face acquired colour and animation, and his spirits had returned. *The fæces were retained as long as in health.*

On the 20th, the patient felt so well that he left the hospital; his convalescence continued, and indeed seemed to make more rapid progress in proportion to the amount of exercise he took.

In the month of February, 1833, G—— having occasion to take a long journey during very severe cold, drank a considerable quantity of wine. In the month of May he re-entered the hospital, in almost the same state as at first. I performed a fourth cauterization similar to the last, and with the same good effects.

I afterwards prescribed tar-water and the use of the artificial sulphuretted baths, and at the end of two months all the symptoms had disappeared, and the patient left the hospital quite re-established.

A lengthened exposure to cold was followed in this, as in the previous case, by diurnal pollutions, and by almost complete paralysis of the lower extremities. But here all resemblance between the two cases ceases.

In Captain V—— the cold had acted especially on the nerves which are given off by the lower portion of the spinal cord ; these had been affected with a loss of power, from which the rectum had chiefly suffered ; hence, its distention by fæces, and the consequent compression of the seminal vesicles. There was not the slightest appearance of irritation in the parts, and, for this reason, the galvanism produced such beneficial effects. In the patient G——, the cold chiefly acted on the bladder, and the chronic cystitis resulting from it extended its influence successively to the seminal vesicles and the rectum. The extreme weakness of the lower limbs arose from the repeated seminal discharges, which wore the patient out. Hence cauterization was followed by the happiest results. I am convinced, that in this case, galvanism could not have been borne.

It is easy to explain why, in the latter case, cold acted so directly on the bladder—the patient's intemperance pre-disposed that organ to disease. G—— was intoxicated when he went into the water ; afterwards, when he experienced a rapid increase of his bad symptoms, he had taken wine with his soup ; and still later, in the journey during the winter, which was the cause of his relapse, he had drank a considerable quantity of wine. It is, therefore, by no means easy to separate the effects of cold, in this case, from those of intemperance, the action of which on the urinary organs is easily explained. When considering the effects of blennorrhagia, I reported a case in which cold exercised considerable influence in the production of spermatorrhœa, (case fifth,) but this effect was shown by very different symptoms. Strangely enough, the treatment which cured these three patients was quite different in each case—showing the indispensable necessity of observing numerous cases, and of examining minutely all their peculiarities.

A phenomenon was present in the case of the patient G——, which shows that the influence of the rectum on the genito-urinary organs, is quite equalled by that of the genito-urinary organs on the rectum. The mucous membrane of the intestine was, in this case, so irritable that the gut was unable to bear the presence of fæcal matter ; immediately that the fæces reached the level of the bladder, convulsive contractions of the muscular coat of the rectum were excited, causing their immediate and involuntary expulsion. The stools were not liquid, or mixed with mucus, as in diarrhœa, though in consequence of their short stay in the rectum, they were by no means solid.

No particular treatment was pursued for the removal of the irritation of the rectum ; it diminished after each cauterization, and disappeared at the same time as the inflammation of the bladder. The longer the patient was able to hold his urine the less frequent his stools became, and both bladder and rectum seemed to return under the influence of the will at the same time.

But if the inflammation of the bladder could produce such an effect on the rectum, it must have acted with still greater power on the seminal vesicles. What then was the cause of the patient's expe-

riencing constant discharges of semen, both by day and night, without erection, without pleasure, and in the midst of the most perfect repose as regarded venereal excitement? A certain quantity of the spermatic fluid having reached the seminal vesicles, produced in them, by its mere presence, involuntary and irresistible spasmodic contractions, similar to those of the bladder and rectum; the semen was expelled in the same manner as the urine and the fæces, and without the characters which it would have acquired after a longer detention in the reservoirs destined for its reception.

It is evident then, that an intimate relationship exists between all these parts, and that it is necessary to connect their phenomena in order to obtain a correct and perfect idea of their influence.

It must by no means be thought that this effect of the genito-urinary organs on the rectum is of rare occurrence; it is, on the contrary, habitual; but it is seldom so strikingly shown as in the preceding case. I have not hitherto noticed it, because I wished to render the subject as simple as possible; but it is to this intimate connexion that the sensation of uneasiness and weight at the margin of the anus, the habitual contraction of the sphincter, and the obstinate constipation, which are so often observed in patients affected by spermatorrhœa, must be attributed. All those on whom I have practised cauterization of the neck of the bladder, have experienced a sudden burning at the margin of the anus, and a sensation of heat in the rectum immediately after the operation; on the following day they have had greater tone in the rectum, and their stools have very soon become more free. I must not, however, at present, enter into further details on this subject.

CASE XXII.

Unsuspected spermatorrhœa—Attacks of cerebral congestion—Disorder of the general health—Ascarides expelled from the rectum with immediate recovery.

M. C——, a Captain of Engineers, aged about thirty-two, nearly bald, very thin and pale, with sunken eyes surrounded by dark circles, a feeble shrill voice, and a timid embarrassed appearance, consulted me respecting his health on several occasions; I never attached much importance to his complaints, but always attributed them to the melancholy bias of his character. In 1824, however, his digestion became disordered in an alarming manner, and was always accompanied by the disengagement of much flatus; even the ingestion of soup into the stomach was followed by oppression in the epigastric region, and difficulty of respiration, which was especially felt in the situation of the œsophagus, and terminated in the pharynx. This sensation diminished considerably as soon as the patient was able to pass flatus. He felt himself overcome by a sense of general debility, and especially experienced a feeling of weakness in his legs, which contrasted strikingly with his continual desire for motion, and his custom of taking long walks. He suffered from frequent attacks of giddiness, with congestion in his head, especially when he stooped, or read, even for a few mi-

nutes, and he consequently thought himself threatened by an attack of apoplexy. His usual sparseness of habit had increased; his testicles had diminished sensibly in size, and his genital organs always felt cold. His pulse was weak and soft; his tongue pale and moist, and pressure on the epigastrium did not give him the least pain. I could not participate in this patient's fears respecting the probability of an attack of apoplexy, or the existence of gastritis, for I attributed all his symptoms to excessive discharges of semen, although he would not admit the correctness of his opinion.

He had abstained from coitus during a long time, from the fear of injuring his health, and expressed a horror of masturbation; he was not subject to nocturnal emissions, and he had never noticed any discharge of semen when passing urine, or at stool. I sent him for change of air, during the heat of the summer, to Vigan in the Cavernes, requesting him, at the same time, to watch himself carefully while at stool, and to send me an account of the appearance of his urine.

A few days after his arrival at Vigan he sent me word that after each stool he had a discharge of thick whitish slightly unctuous matter, of a very weak spermatic odour, and which stained his linen a pale yellow. This discharge was especially abundant whenever his efforts at stool were very violent. It was not, however, during the actual passage of faecal matter that the discharges of semen occurred, but shortly afterwards; and he experienced at the same time a sense of weight in the rectum, and a spasmodic contraction accompanied by itching and heat. The symptoms were then, as I suspected, really due to excessive spermatic discharges. Yet I did not attach sufficient importance to the singular circumstances which accompanied these discharges, and I was satisfied with prescribing cool injections, cold lotions, and vegetable and milk diet, with the intention of relieving the constipation, and of giving tone to the genital organs. These means produced no remarkable change in the seminal discharges; after a time I received another long letter, which was full of minute and uninteresting details; on the back, however, the patient had written a postscript, stating, that in one of his stools he had passed a number of little worms, and that he frequently felt an itching in the rectum, which he attributed to a herpetic affection. A slight discharge occurred from the rectum, and the faeces were mixed with a good deal of purulent mucus. The parts surrounding the anus were gorged. This state had been present from 1818, and had first appeared after a violent intestinal inflammation, accompanied with colic and tenesmus, which latter re-appeared in 1822. The cause of the spermatorrhœa, now, was evident, and I also understood how it was that the seminal discharge did not take place exactly at the same time as the passage of the faeces, but a little after; these discharges were not produced by mechanical compression arising from such passage, but they were the result of a state of irritation produced by the presence of worms; the sensation of pressure, the spasmodic contraction, the itching, and the heat, which were felt in the rectum, proved this.

The patient took, fasting, on three successive mornings, four grains of calomel, and during the day three or four glasses of decoction of Corsican moss, and a tepid enema followed by a cold one; he once took a small enema of warm milk, and soon after a second composed of a strong decoction of garlic. At the end of three days perceiving no more ascarides in his stools, he left off treatment for a week, after which he took, at bed time, four grains of calomel, followed by six drachms of sulphate of magnesia, the

next morning. Four copious stools were obtained, which presented no appearance worthy of note. Soon after this, Captain C—— wrote to me stating that his strength had returned; that his stomach performed all its functions properly; that the spermatic discharges had ceased, together with the discharge from the anus, and the itching, &c., with which he had previously been tormented.

The ascarides re-appeared every year, however, at a stated period, and sometimes even twice a year, but the patient was able to treat himself, and immediately that any symptoms announced their presence, he got rid of them in two or three days—his health never becoming disordered.

CASE XXIII.

Masturbation at nine years of age—Constant nocturnal emissions—Ascarides—Cure in eight days.

Henry B——, a Sergeant of Engineers, at the age of nine, was addicted to the vice of masturbation, which he continued to practise up to the age of fifteen, when he corrected himself. From this time he experienced frequent nocturnal pollutions. Loss of flesh followed, with pains in the chest and a fixed pain in the middle of the back. The whole nervous system was disordered, and the patient's eyes were injected and surrounded by dark circles. After the occurrence of a nocturnal emission, the patient often noticed that he had pricking sensations, as though he had been stung by ants, with acute pain in the lower part of his abdomen, and in his loins.

He was completely overcome by fatigue in the morning, and felt, when he rose from bed as though his legs and arms had been bruised; he complained also of oppression at his chest, and a sense of suffocation. He felt buzzing in his ears in the evening; he lost his memory, was unable to attend to his affairs, and performed his military duty with much difficulty. This state had continued for several years, and became daily more serious. Various modes of treatment had been employed by different medical men whom the patient had consulted; among other remedies used may be named quinine, oxide of iron, ferruginous water mixed with wine of Bordeaux, lime-water in milk, and Hoffman's anodyne at night. River-bathing and cold enemata had also been tried, and the patient had applied, during the coldest season, snow and ice over his kidneys and genital organs. No advantage whatever was derived from all these means, and sal-ammoniac dissolved in water, to form a cold lotion, only irritated the skin of the penis and scrotum.

Henry B—— was twenty years of age when he first consulted me; his face appeared coloured and healthy, and his form announced health and vigour. It was therefore difficult to guess the cause of the deep melancholy which his features showed. After much questioning, I at length learnt that he had been subject to worms from his childhood—that he passed them every time he went to stool, and that his fæces were sometimes quite covered with them. From the description he gave me, I was convinced that they consisted of *oxyures*, with perhaps a few *trichocephali*. I prescribed for him four grains of calomel night and morning, with half a drachm of mercurial ointment to be introduced into the rectum night and morning, and enemata composed of potentilla anserina in decoction. Eight

days afterwards he told me that his pollutions had ceased, and that his health was quite restored.

CASE XXIV.

Hypochondriasis—Impotence—Attacks of cerebral congestion—Ascarides—Cure within eight days.

A—, a gardiner of large and well-formed frame, and dark complexion, two years married, perceived, seven or eight months after marriage, that he lost by degrees his virile power; that his appetite at the same time became capricious, and his digestion difficult and accompanied with pain in the epigastrium, the development of flatus, and frequent attacks of vomiting.

Pills containing cynoglossus, sedatives, and demulcents of all kinds, had been prescribed for this patient by a distinguished practitioner of Montpellier, in order to relieve the irritation of his digestive organs; but his general weakness, and that of the genital organs in particular, increased daily. A feeling of lassitude constantly came over him, he was habitually sleepy, and had frequent attacks of vertigo. These symptoms led other practitioners whom he consulted to fear the occurrence of apoplexy, and consequently venesection was prescribed: but the patient, notwithstanding his uneasiness, refused to be bled, saying that he was convinced he had no blood to lose. In 1833, A— consulted one of my pupils, who, after long questioning, learnt that he suffered from obstinate costiveness, with troublesome itching in the rectum, and that he frequently passed a number of oxyures with his fæces. Believing that these oxyures were the cause of seminal discharges which the patient had not discovered, an infusion of mentha viridis was ordered for him, with aromatic enemata, and afterwards enemata of cold salt-water, sufficiently copious to distend the gut and to be expelled with some violence. These injections caused the expulsion of a large number of entozoa.

The patient's digestive disorder ceased almost immediately; his erections soon returned, and coitus took place a few days afterwards. He soon recovered his strength; his spirits resumed their wonted gaiety, and he recommenced his work with pleasure. This change was the result of only eight days' treatment.

CASE XXV.

Nocturnal pollutions, resisting all modes of treatment during six years—Great physical and moral depression—Expulsion of ascarides with complete relief.

M. D—, the son of healthy parents, at the age of eleven, contracted, of his own accord, the habit of masturbation; but he soon discovered its pernicious effects, and corrected himself: his strength returned, and up to the age of fourteen he continued in perfect health. At this period, after reading an erotic book, he relapsed into his former habits. He also formed a connexion with a female, who excited his passions without gratifying them. These sources of excitement so enervated him, that palpitation of the heart, and tremors in his limbs, supervened.

Up to this period M. D— had never had an involuntary seminal emis-

sion, and he still retained sufficient power over himself, only to practise masturbation once a week. The irritation he experienced in the genital organs was so great that he was often forced to plunge them into cold water for its relief. He was stout and tall, and his health was robust.

On the 25th of October, 1815, on waking in the morning, M. D—— found that he had experienced a copious seminal emission unconsciously while asleep. On every one of the eight following nights he had several involuntary emissions. These discharges produced a remarkable state of weakness, and he lost flesh visibly; still he hoped that the discharges would cease spontaneously, and false delicacy prevented him from mentioning his state. Absorbed in the consideration of his own condition, M. D—— now withdrew himself from his companions, and occupied himself in devising means for the relief of the discharges. He attempted numerous ingenious contrivances to prevent the penis from becoming erect during sleep, but none of them succeeded; the disorder of his health continued to increase, until the year 1820, when his condition was deplorable, and he came to Montpellier to place himself under my care. From his account of the sufferings he had endured, I at first thought that the involuntary emissions from which he had suffered, arose from a preternatural sensibility of the genital organs, increased by their premature use. Before commencing any plan of treatment, however, I caused M. D—— to draw up a history of his case, in order that I might have all the facts before me at one view. While reading this history, my attention was arrested by the mention of numerous small worms, which were passed with the *fæces*, and which were looked on by the unfortunate patient as a sign of speedy dissolution. I examined the anus, and was unable to discover the eruption which he mentioned in his memoir, as giving rise to acute irritation in that neighbourhood, besides which, this eruption would not have produced the itching of the nose of which he also complained. I suspected, therefore, that the involuntary emissions might be kept up by irritation from ascarides, and I drew the patient's attention to the circumstance. He told me, immediately, that he passed them habitually in his stools; and that frequently, from the violent nature of the itching, he had been compelled to scratch until blood flowed, and even to introduce his finger nail within the margin of the anus, when on withdrawing it, he had removed a living oxyuris. About ten o'clock in the evening the oxyuris especially tormented him by descending into the lower portion of the rectum, and even within the contracted sphincter. He had besides, a constantly acid taste in his mouth, and he passed a large quantity of saliva on his pillow, during the night.

Of all the means prescribed for this patient, the administration of cold enemata, and the exhibition of calomel, were the most efficacious. The first injections were employed at a temperature of from 18° to 20° of Reaumer,* and they were afterwards used at 15° and even at 12° of the same scale.† Experience soon taught the patient, that he received most benefit from their administration about ten o'clock in the evening, at the time when the ascarides descended near the anus, of which he became aware, by the increased itching excited. He found also that in order to obtain the utmost benefit from the injections, it was necessary to throw a

* Between 70° and 80° of Fahrenheit.

† About 59° and 68° of Fahrenheit's scale.

large quantity of water into the intestine, as high as possible, and afterwards to pass it suddenly so as to expel the ascarides inhabiting the upper part of the intestine, at the moment when they were benumbed. By these means large quantities of the entozoa were passed on several successive days; after their expulsion the involuntary emissions diminished rapidly and permanently, and all the accidents arising from them disappeared; the patient's strength and embonpoint, especially, returned very quickly. The involuntary emissions, however, only ceased entirely under the influence of a natural exercise of the organs, with the use of cold bathing, and gymnastic exercise. The patient had previously been obliged, on two occasions, to give up the use of the cold bath—once during the heat of summer, because he was unable to obtain a proper reaction on quitting the water; yet immediately that his system had recovered a little strength, he found himself much benefited by cold bathing; indeed, after the expulsion of the ascarides, it produced more benefit than any other means employed, and he even continued the use of the cold plunge during the winter, with considerable advantage.

Walking exercise was also very useful, and this perhaps it was that induced M. D——, after having completed his medical education at Montpellier, to turn his attention to the study of natural history. He has since undertaken long and dangerous travels in the service of science, and the works he has published bear the stamp of an observing mind, and a high range of thought. His labours have always been favourably received by the academy of sciences. M. D——'s health has been completely re-established twenty-five years.

The history sent to me by M. D—— was full of interest; it showed a kind of fatality pursuing him, although he struggled with courage and perseverance against troubles which he had not deserved. It is necessary to have undergone such sufferings, and to write under their immediate influence, in order to relate all their circumstances with correctness. An uninterested observer would be unable to do justice to such a recital. How many such persons as M. D—— do we not meet with, constantly exposed to the relentless animadversions of society, when they ought to be regarded with pity, and to be relieved from their sufferings by the healing hand of the physician!

Two of the patients, whose cases I have just related, (cases twenty-three and twenty-four) who suffered in infancy from ascarides, were addicted to masturbation, even before the age of puberty. They afterwards reproached themselves bitterly, and attributed all their misfortunes to this fatal habit. But it appears to me that in order to induce such a habit *spontaneously*, at so early an age, long before the full development of the genital organs, a degree of abnormal irritation must be present in them.

The irritation caused by stone in the bladder, often excites, in male infants, premature erections, and pain referred to the fossa navicularis; this they relieve by elongating the penis, so that in such patients, as is well known, the prepuce is of unnatural length. These manœuvres naturally lead them to habits for which they ought not, under such circumstances, to be held morally responsible.

The irritation produced by ascarides in the rectum, constantly excites the same phenomena, and I have frequently seen children two or three years of age affected with priapism, which could be referred to no other cause. This circumstance is so common, that it has been frequently mentioned to me by nurses, who even employ a popular remedy to relieve it, showing, at least, that the influence of the ascarides is well known. Nurses introduce a suppository of lard into the rectum, under the impression that the ascarides come there in search of food, and that they will be able to remove them together with the lard, on withdrawing it. The cause of these premature erections cannot, therefore, be doubted.

Such children must, in consequence of the irritation of the parts, possess an irresistible tendency to handle them, just as they have, under the same circumstances, to scratch and rub the nose; and the sensation resulting from the friction of the genital organs being very acute, is likely enough to form the basis of a more mischievous habit. When, on reaching puberty, reason assumes its empire, the patients often acquire sufficient command over themselves to renounce these fatal practices, and they then suffer from involuntary emissions arising from the same cause that excited the masturbation; that is to say, from the irritation of the genital organs by the worms inhabiting the rectum.

Ascarides produce nearly the same effects in the female; I have seen many little girls of tender age, who were tormented by irresistible itching of the pudendum, and profuse leucorrhœa, often accompanied with redness and excoriation of the clitoris and labia minora, all arising from the same source of irritation.

The involuntary emissions of semen which accompany defecation, in those patients who are affected with ascarides, cannot be attributed to mechanical compression of the seminal vesicles, for costiveness is not present, nor could constipation account for the nocturnal emissions; it appears to me that the titillation constantly exercised on the rectum and margin of the anus, by the ascarides, extends its influence to the genital organs, and excites spasmodic contractions of the seminal vesicles.

CASE XXVI.

The habit of masturbation contracted spontaneously at the age of fifteen, and continued until the age of twenty—Nocturnal and diurnal pollutions—Increasing disorder of the health until the age of twenty-nine—Frequent and prolonged erections—Pain at the margin of the anus, &c.—Cauterization performed without benefit—The expulsion of ascarides, followed by rapid recovery.

M. R——, a student of medicine, enjoyed good health in his childhood, but about the age of fifteen was tormented by frequent and prolonged erections. One evening, for the relief of the itching, of which the extremity of the penis was the seat, he rubbed the organ violently between his hands. This led to the establishment of masturbation as a habit or rather as a pas-

sion, the patient practising it sometimes as often as eight or ten times a day. His health by degrees became so altered that one of his friends suspected his practices, and told him the dangers of his situation. By degrees he corrected himself, though not entirely before he had attained his twentieth year. On his renouncing masturbation, nocturnal emissions supervened, and often occurred two or three times a night. They diminished after a time, but without ceasing entirely, and seminal emissions during defecation and the emission of urine were added to them. Thus his health became daily more and more disordered for nine years, notwithstanding absolute continence, a severe regimen, and the use of sedatives, tonics, and anti-spasmodics. At length he grew incapable of any mental exertion. In 1837, he came to Montpellier, at the age of twenty-nine, in the following condition:—Extreme emaciation; face pale; appearance stupid and confused; intellect dull; reasoning powers much affected, the patient being incapable of connecting two ideas on the most simple topic of conversation; loss of memory; constant headach referred to the forehead and temples, and increased by any mental excitement, being then accompanied by nervous tremors, and an almost idiotic state; sleep broken and unrefreshing; constant sighing; frequent attacks of congestion of the head, especially at night; violent noise in the ears resembling the sound of a waterfall; vertigo; stunning sensations giving rise to a constant fear of apoplexy; timidity carried to a ridiculous extent; panics of fear even during the day; character gloomy, taciturn, restless, and irritable; horror of the least noise, and of all society; irresistible restlessness; great weakness; abundant sweats after very slight exertion; almost constant coryza; frequent, dry and hard cough; pains in the base of the chest, the region of the heart, and along the spinal column; appetite voracious; dragging at the pit of the stomach; difficult digestion, accompanied with the development of flatus; grinding of the teeth during sleep; burning at the point of the tongue; darting pains in the bowels, especially in the rectum; obstinate constipation alternating with violent attacks of diarrhoea; stools containing much mucus, and sometimes streaked with blood; periodical pains at the margin of the anus, in the perineum, penis, and testicles; urine passed in large quantities, and very frequently, always throwing down a whitish, thick, and very abundant deposit, involuntary emissions during defecation, both when constipated and relaxed; frequent and prolonged erections by day as well as by night; with constant presence of erotic ideas.

On sounding this patient, I found the urethra very sensitive, especially towards the neck of the bladder, and I consequently thought that the nocturnal and diurnal pollutions were kept up by a state of irritation arising from masturbation. I therefore proposed cauterization. This was performed on the following day, and produced the usual *immediate* effects, but its *curative* effects did not take place as I had anticipated. I then directed the patient to notice his fæces, and a few days afterwards he told me that he had observed numerous little worms passed in his stools. I now ordered enemata of cold water, and salt and water, which, however, produced only a momentary effect—probably because the ascarides inhabited the upper part of the intestine. A few doses of calomel, however, caused them to disappear without returning; and from this moment the involuntary diurnal emissions ceased entirely, the nocturnal emissions became more and more rare, and the patient's re-establishment progressed very rapidly. M. R.—returned to his studies with ardour, and long afterwards all functions were perfectly well performed.

It appears evident that the irritation caused by the ascarides, in the rectum, first led this patient to practise masturbation, and afterwards kept up involuntary seminal discharges. I did not discover this at first, because the history of his case, sent me by the patient, was so long, and was characterized by such disorder and want of clearness, that I was unable to arrive at any satisfactory conclusions from such a chaos; his answers were still more vague and unconnected, so that my attention had been chiefly attracted to the state of his intellect, and the abuses he had committed. But after seeing the little success of cauterization, and again reading his notes, I paid more attention to the circumstances attending the commencement of his practising masturbation, and I noticed several symptoms to which I had not before attached importance, such as grinding of the teeth during sleep; burning pain in the point of the tongue; pain in the rectum, and at the margin of the anus; the stools always containing mucus, and sometimes being streaked with blood; and especially the frequency and duration of the erections, and the constant presence of erotic ideas.

When costiveness is present, the stools rarely contain any quantity of mucus; its presence alone, therefore, in such a case, would indicate that the rectum is irritated by ascarides. But a still more characteristic point is, the long duration of the erections. When involuntary spermatic discharges are induced by any cause except this, the erections diminish in proportion as the disease advances, first becoming incomplete, and afterwards disappearing entirely. When therefore energetic and obstinate erections continue, in spite of the great wasting of the body produced by them, they must be kept up by some other stimulus to the organs than the natural one, and I believe irritation by ascarides to be the only cause capable of producing this effect. This, on the other hand, agrees perfectly with what I have already stated concerning their influence on the genital organs.

CASE XXVII.

Masturbation at the age of fifteen—Serious disorder—The application of a blister followed by involuntary nocturnal emissions—Cauterization, douches, &c., unsuccessful—Expulsion of ascarides, followed by a rapid recovery.

Simon G——, a vine dresser, short, stoutly formed, and of sanguineous temperament, reached the age of fifteen without suffering from any disease. At this period, while watching goats with other children, he was led by their example to practise masturbation. At first, no emission took place, but at the end of about a month, his manœuvres caused the discharge of a few drops of blood, with burning at the root of the penis, and pain in the testicles. Soon after, a general lassitude supervened, with a sense of fatigue in all his body, and cold sweats. No semen was discharged for a long time, and during the first five months that seminal emissions occurred, the discharge was very fluid, and produced very little sensation.

After Simon G—— had followed these mal-practices for a few weeks, he experienced darting pain in the stomach; flushes of heat in the face, and chilliness about the feet. At the age of sixteen, pain and creeping sensations along the spinal column were added to these symptoms; and still later, severe cramps in the limbs, and weakness of the lower extremities. At the age of seventeen, the patient was much troubled with palpitations of the heart, especially after masturbation. His stools were costive, passed with difficulty and pain, and often streaked with blood. These symptoms were followed by lassitude, pains in the shoulders, difficult digestion, accompanied with acidity and development of flatus, with increased palpitations; his sleep was no longer sound and refreshing.

At the age of eighteen, congestions of the head supervened, with burning and redness of the face, occurring as often as five or six times a day; the patient suffered from heartburn, and difficult respiration, with a sensation as though his throat were compressed.

At the age of nineteen, he carried masturbation so far as to produce sanguineous emissions. His debility now became so great, that he was unable to follow his occupation, or even to walk a short distance without frequently resting. The use of wine, even in small quantities, always increased his debility, and his other disorders. At this time leeches were applied to the anus; blisters to the epigastrium, nape of the neck and shoulders; and refrigerant drinks were ordered. Shortly after the application of the blisters, nocturnal emissions, preceded by erotic dreams, occurred for the first time, and were followed by cramps in the legs, and griping pain in the stomach. From this period the nocturnal emissions occurred nearly every night, and frequently several times a night.

At this time his disorder increased so much, that a medical man was consulted. G—— confessed the cause of his illness; promised to correct himself, and kept his word. The treatment consisted of leeches to the back of the neck; syrup of quinine; about two hundred aromatic baths; friction with camphor over the back of the neck, the spine, and limbs; sleeping on a very hard bed, &c.

After having employed these various means during eighteen months, without receiving the least benefit, G—— left off all treatment, and at length came to Montpellier, and was admitted into the hospital St. Eloi, on the 14th of February.

G—— was then twenty-two years of age, and his external appearance announced strength and health; his embonpoint was considerable; and his face full and red; yet he was sad, weak, and without courage: in fact his state had not improved in the least, during the two years that he had ceased to practise masturbation; and his nocturnal emissions had ceased for six days at a time, or longer, without his becoming any better. This last circumstance made me suspect that he suffered, at the same time, from diurnal pollutions. His stools were often very constipated; and the hardened fæces, accumulating in the rectum, were discharged with difficulty and pain—semen always escaping, at the same time, in greater or less quantity. The desire of micturition was frequent and sudden, and it generally aroused the patient four or five times during the night; the last drops of urine were thick, viscid, and followed by a still more consistent matter, which remained at the orifice of the glans. The urine itself contained an abundant thick, whitish, and flocculent deposit, like that thrown down by a strong decoction of pearl barley. The mucous membrane of the urethra was very

sensitive, especially towards the prostate; and the passage of a catheter was arrested by spasmodic contraction of the neck of the bladder.

After observing these symptoms for seven or eight days, on the 22d of February I performed cauterization from the neck of the bladder to the membranous portion of the urethra. The following night two very painful nocturnal emissions occurred; two more took place on the third night, and they were renewed every second or third night, notwithstanding the use of baths, enemata, cold douches, camphorated emulsions, and morphia. The urine was little altered in appearance, and there was little, if any, improvement in the general symptoms. The sleep continued broken and unrefreshing. The patient was always disturbed by painful erections, and an uncomfortable itching at the orifice of the urethra. At length, one day he informed me that he had observed in his *fæces* numerous little worms about six lines long, and pointed at both ends. It was plain, therefore, that ascarides were present in the rectum, and that before benefit could be derived from any other means, it would be necessary to expel them.*

* The effects produced in the following remarkable case, which has recently come under my notice, appear to me to have been due, in a great measure, to the irritation excited by ascarides; and the circumstance so well illustrates the connexion between the rectum and genito-urinary apparatus, that I am induced to break through my original intention, of not adding any of the results of my own experience to M. Lallemand's very full and complete treatise, and to publish the case as it is contained in my note book. Mr. M—, aged about thirty, of florid complexion, two years married, called on me in a state of great mental excitement and distress, in the beginning of March, 1846. He told me that about a week before while getting up one morning, he had observed a slight gluey discharge between the lips of the urethra, that he had taken no notice of the circumstance, but had employed himself about his affairs as usual. He was in perfectly good health, and in fact had forgotten the occurrence, until on the third morning it was recalled to his recollection, by the appearance of a considerable discharge in the same situation, accompanied with pain during micturition. As he had a slight cold at the time, he attributed these symptoms to its effects, and contented himself, for that day, with remaining within doors, and restricting his diet to vegetables and slops. Still, the pain during micturition continued, the discharge increased in quantity, and became thicker and greenish. He now became a prey to the most harassing suspicions, though he still was unwilling to seek advice, in the hope that the discharge would cease spontaneously, as it had arisen. In this state the patient continued, until the morning of the 10th of March, by which time he was wrought to the highest pitch of mental excitement, by the thoughts that constantly obtruded themselves on his mind.

He told me that he had suffered from three attacks of blennorrhagia:—the first, a very severe one, about the age of nineteen,—the last, about twenty-five. He had never had any syphilitic affection. With the first attack of blennorrhagia he had been confined to his bed nearly a week, from irritability of the bladder attended with strangury, &c., and that he had frequently, since that time, suffered from slight attacks of vesical irritation, after exposure to wet or cold, or after very slight excess at table. He could not account for the present symptoms in any way, unless by referring them to a very slight cold which had entirely passed off, or by giving credit to suspicions which would entirely overthrow his domestic happiness, and for which, he had, otherwise, not the most remote cause.

From the state of my patient's feelings, I saw that something must be immediately done, to remove suspense; I therefore assured him that cases of urethral discharge, from slight excitement, were not uncommon, especially in persons like himself, who had repeatedly suffered from blennorrhagia, and were predisposed to irritability of the organs. When he became a little more composed, on examining the genital organs, I found a viscid greenish discharge from the urethra, not exactly resembling the ordinary thick, dark, discharge of blennorrhagia, but containing a considerable quantity of mucus, and of a glairy consistence. The orifice of the urethra was neither swollen

I accordingly ordered four, six, and eight-grain doses of calomel, to be followed by injections for this purpose. The patient's condition immediately began to improve rapidly; his nocturnal emissions ceased; his urine became transparent; the local and general symptoms disappeared; and he left the hospital on the 1st of April quite re-established in health.

Masturbation, excited by bad example, produced from the first a serious disorder in this patient's health. On two occasions the prac-

nor red, and on inquiry I found that although the patient suffered from painful erections, they by no means resembled the chordee from which he had suffered on previous occasions, but that the pain was rather situated in the prostatic and membranous portions of the urethra. He suffered much from strangury, and his urine was highly acid. The chief pain that occurred during its emission, was felt in the perineum, and the scalding near the orifice of the urethra, which usually attends blennorrhagia was scarcely sufficient to attract his notice. Under these circumstances, believing the case to be simply irritation of the neck of the bladder from cold, I considered that I might at once relieve his anxiety as to the nature of the discharge, by positively assuring him, that it was not venereal, and that with care he would probably be well in a few days.

I ordered for him a warm hip bath, and some bicarbonate of potass in gum-water with tincture of henbane, and requested him to abstain from all stimulants, and to be careful to avoid exposure to cold or damp. The following day he called on me, considerably relieved from his strangury, and with his urine in a much more healthy state: but the discharge continued as severe as before, and there was still considerable pain in making water. A continuance of the same remedies was prescribed, and patience enjoined. The two following days the patient did not call, and I had begun to suppose that he was quite recovered, when, on the 15th he returned almost as much excited as at first. He was convinced, he said, that his disease was more serious than I had led him to believe, and that there was only one way of accounting for it; he was a ruined man, &c. After he had become a little calm, he stated to me that the irritation had returned, that the discharge was more abundant, and he was convinced, that had it been simple irritation of the neck of the bladder, all these symptoms would have ceased long before. He complained of a burning heat, and a sense of weight in the rectum, which induced me to request an examination of the prostate. When proceeding to do so, I observed the parts in the neighbourhood of the anus red, hot, and excoriated, and on questioning, he told me that he had long suffered severely from itching in the neighbourhood, but that he had omitted to mention it to me, as he had not considered it of any importance, believing it to arise from little worms which he often passed in his stools. This fact threw a new light on the case, and I began to suspect that the irritation produced by ascarides was the cause of the vesical irritation and urethral discharge. On being questioned, he recollected that the strangury always increased towards night, when he generally suffered most from the itching of the rectum, and that he had felt itching and severe burning pain in the neighbourhood of the rectum, long before the occurrence of the present attack of irritation, and before the appearance of the urethral discharge. I now ordered, in addition to his former medicines, a dose of calomel at bed time, to be followed by a smart purgative in the morning, and a copious injection of salt and water to be thrown into the rectum as rapidly as possible, whenever he found the irritation and itching very troublesome.

The following day the patient called to let me know that he was much improved. The purgative, and one injection which he had used, had brought away a perfect nest of ascarides. The injection was repeated on the second night, and a few entozoa were discharged. On the 22d of March Mr. D— called to say that the urethral discharge, scalding and vesical irritation, had entirely ceased, and that he no longer suffered from the intolerable itching that had previously almost constantly annoyed him; I advised him to use an enema occasionally, for a month or two, to prevent a return of his tormentors; this he has done, and the last time I saw him, some months after his recovery, he was in excellent health and spirits, and able to enjoy all the comfort of domestic felicity.

tice was carried so far as to induce emissions of blood. His testicles became painful; his urethra was exceedingly sensitive; and the application of blisters induced nocturnal emissions for the first time. It seemed, therefore, unnecessary to seek further for the cause of the seminal discharges which wore the patient out; yet the result proved that they were kept up by the presence of ascarides in the rectum, the expulsion of which was followed by a sudden change and rapid improvement, whilst no other treatment had produced the least amendment. This case shows how important it is to seek *all* the causes which may either excite or keep up involuntary seminal emissions.

I say *excite* or *keep up*, because in this case the ascarides do not appear to me to have at all contributed to produce the disorder at its commencement. It was by the influence of bad example that Simon G—— was led to practise masturbation, and not by the presence of priapism, as is the case when the habit is excited by irritation from ascarides. The first nocturnal emissions too, followed the application of blisters; and I shall, in a future chapter, have occasion to relate other cases of the same nature: such occurrences are easily explained by absorption of the cantharides. It seems likely then, that the ascarides were only developed at a later period, and perhaps as a consequence of the deranged state of the patient's digestive organs. As they were not present in any very great quantity, it appears likely that they would not have produced such serious effects, if the spermatic organs had not been previously in a state of irritation; but I believe that in the existing state of the parts, the presence of the worms was sufficient to *keep up* involuntary nocturnal and diurnal emissions. By reflecting on a few of the symptoms that attended the spermatorrhœa in this case, I might have earlier discovered the presence of ascarides; thus, the erections were frequent, prolonged, and importunate—circumstances the opposite of those observed in patients worn out by ordinary pollutions. The troublesome itching, also, which constantly existed at the root of the penis, should have aroused my suspicions.

CASE XXVIII.

Masturbation at the age of ten—Seminal emissions produced by horse exercise—Nocturnal, and afterwards diurnal, pollutions—Constant erections—Stools relaxed, and containing abundance of mucus—Burning in the anus. Cauterization with slight benefit—Expulsion of ascarides followed by rapid and complete recovery.

Alexander A——, of moderate stature, the son of robust peasants, enticed by the example of his companions, contracted, when about ten years old, the habit of masturbation, which he practised for a year before he obtained any seminal emission. From seventeen to eighteen he had sexual intercourse, but he afterwards returned to his former habits. He soon complained of general lassitude, weakness of the extremities, shortness of breath, and a sense of suffocation after the least exertion; loss of appetite; difficulty of digestion. Very abundant seminal emissions were frequently

excited by horse exercise, and occurred without erection, although not without slight sensation. At a later period he suffered from severe and prolonged palpitation from slight causes; frequent colds, and an almost habitual cough, attended with expectoration of mucus mixed with much blood. At this period, A—— mentioned his condition to a medical man, who explained the cause of his disorders, and A—— at once corrected himself; but nocturnal pollutions soon appeared. At first these were very frequent, but after a short time they only occurred three or four times a week, and at last only three or four times a month. Still the patient's palpitations, difficulty of breathing, and digestive disorder, continued to increase. Flushes of heat to the head were added to these symptoms, together with pain in the loins, which extended, with a creeping sensation, along the vertebral column, and was distributed to the shoulders and arms; frequent cramps and chilliness of the extremities; extreme weakness of the legs, and a frequent desire to micturate and defecate. The patient gave up music, in which he was a proficient, and took a dislike to society, especially that of women: timid, irritable, and unsettled, incessantly occupied by thinking of his disease, he was unfit for any occupation, became a prey to despair, and was several times on the point of yielding to the impulse to suicide, which constantly obtruded itself before him.

In this condition A—— came to consult me, in the month of October, 1836, being then twenty-one years of age. I at once perceived that the nocturnal emissions had given place to diurnal ones, and the minute details into which the patient entered, confirmed me fully in this opinion. Each time that he went to stool, he had an emission from the penis, of a greater or less quantity of viscid matter, which presented the characteristics of badly formed semen. His stools were repeated two or three times a day; they were liquid, contained a large quantity of mucus, and left a severe burning pain in the rectum. His urine was habitually muddy, thick, and of a disagreeable smell, and after its emission a thick gummy matter, which left a mark on his linen, remained at the orifice of the glans. The patient was, besides, annoyed day and night, with incomplete but very constant erections.

Having observed, for several days, the presence of semen in the urine, I performed cauterization of the prostatic portion of the urethra. Fifteen days afterwards, a sensible improvement was evident in almost all the symptoms; yet no farther progress was made, notwithstanding the use of Spa water, iced milk, &c. The stools still continued liquid and mixed with mucus, resembling a thick solution of soap in water. This really dispiriting condition continued during three months, when I learned that the patient had several times noticed ascarides in his stools.

In a few days after he was freed from this source of irritation by means of injections, and from that moment his re-establishment progressed rapidly. His love of occupation soon returned, and he applied himself diligently to the study of pharmacy.

This, then, was a case in which the involuntary emissions were *kept up* by the irritation of ascarides in the rectum, although it would appear that masturbation was the cause of their origin. I have recently been consulted by one of my former pupils, for a similar case, in which the discharges were very serious, and had resisted the most

various modes of treatment. They were attributed to masturbation, and the patient's confessions justified this opinion; yet a passage in his letter convinced me that a mistake had arisen on, at least, one point. After speaking of supposed hemorrhoids, which irritated the margin of the anus, the patient added that the pain and itching he felt there were such, that he often introduced his finger forcibly into the rectum, and had several times brought down ascarides on withdrawing it. This circumstance, previously neglected, caused me to think that the ascarides, if they had not caused the pollutions, at all events kept them up, and I prescribed accordingly, with success. We must remember, then, that the emissions may be kept up in persons who have practised masturbation, by the presence of ascarides, even in cases in which these entozoa have not excited the habit; and on this account it is necessary to consider their presence with much attention. On the other hand, we must be on our guard against attaching too much importance to the occasional presence of one or two of these worms in the fæces. In such cases, the want of success of vermifuge remedies shows that the ascarides are not of so much importance as they may have been considered. We must, therefore, be careful in all cases, not to draw conclusions too precipitately from first appearances. No disease, in fact, requires more patient research and greater tact in its diagnosis and treatment, than are necessary in complicated cases of spermatorrhœa.

To resume. The cases reported in this chapter, show that affections of the rectum excite involuntary emissions. First, mechanically; by compressing the seminal vesicles during the passage of fæces. Secondly, vitally; by the extension of irritation from the rectum to the seminal vesicles.

All causes which oppose an obstacle to the exit of fæces, act in the former manner. I have recorded cases in which the mechanical obstacle was placed at the margin of the anus, (cases 15, 16, 17, and 18,) because, in such cases, the cause is perfectly isolated, and its action is evident; but it is also evident that any physical action like that resulting from horse exercise, (nineteenth case) from carriage exercise, or from remaining too long in a sitting posture, as well as all medicines which tend to produce constipation, may be followed by the same effects. In all cases of this kind the influence of the rectum on the seminal vesicles, arises from its distention by fæces, and is a perfectly *mechanical* action.

The other phenomenon is essentially *vital*. The diarrhœa (case sixteenth) the ascarides, (cases 22, 23, 24, 25, 26, 27, 28,) and the eruptions at the anus, (case twelve) could only act in this manner. The same may be said concerning the action of injections, either too hot or too cold, and of certain drastic purgatives.

In many cases too, the distention and the irritability of the intestine act simultaneously on the seminal vesicles. Hemorrhoids and fissures of the anus, for instance, cause pain and irritation, and give rise to spasms of the sphincter, at the same time that they form an

obstacle of defecation. Obstinate and continued costiveness too, is rarely exempt from heat and irritation in the rectum and its neighbourhood; and eruptions about the anus are often accompanied by an irritability of the sphincters, opposing defecation.

We have seen (case twenty-one) that chronic inflammation of the urinary organs may excite, by its influence, so great a susceptibility of the rectum, that the fæces are no longer able to be retained; and here cauterization of the mucous membrane of the genito-urinary passage sufficed to dispel the irritation of the rectum, so that the patient got rid, at once, of his diarrhœa, his incontinence of urine, and his involuntary seminal discharges. The influence of the rectum on the genito-urinary organs is then reciprocal; and it plays a much more important part in causing spermatorrhœa, than if it acted only by mechanically compressing the seminal vesicles. Its due consideration is, therefore, of much importance in the treatment of these cases.

CHAPTER VI.

CAUSES OF SPERMATORRHŒA.

Abuse.

I understand by the term abuse, when applied to the organs of generation, any irregular or premature exercise of their functions; any application of them which cannot have, as its result, the propagation of the species. There are, undoubtedly, many points of resemblance between such abuses and venereal excesses, but the plan of this work requires that I should examine them separately.

I concluded the last chapter by relating some cases in which the presence of ascarides in the rectum, more or less connected with masturbation, induced or kept up involuntary spermatic discharges; I shall commence the present one by relating some cases in which the spermatorrhœa was due to masturbation alone.

CASE XXIX.

Masturbation—Nocturnal pollutions—Palpitation and dyspnœa, simulating cardiac disease—Repeated venesection, followed by increased disorder—Sulphuretted baths, and rapid recovery.

M. D——, of nervous temperament, and energetic and restless character, contracted the practice of masturbation while at school. Shortly afterwards he suffered from a severe attack of fever, which occasioned his removal; this fever was followed by loss of voice, and afterwards by rheu-

matic pains, pain in the chest, sensation of suffocation, habitual shortness of breath, and violent palpitations, which were increased on the slightest exertion. At the age of nineteen he broke himself of his habits; but, soon afterwards, he experienced nocturnal pollutions, which became daily more and more frequent. About this time an issue was inserted in his left thigh. The following winter the palpitations and difficulty of breathing increased, and his legs became slightly œdematous; he was treated by repeated venesections, and the administration of diuretics, and at the approach of summer he became a little better, the improvement being of course attributed to the effects of the medical treatment.

The following winter the same symptoms re-appeared, and were again combated by venesection, with a severe regimen. The patient now became exceedingly emaciated. His nocturnal emissions increased in frequency, and his dyspnœa and palpitations were aggravated. For these symptoms he was again *bled three times*.

At the age of twenty-three M. D—— came to Montpellier. A minute examination of his chest assured me that his lungs were perfectly healthy, and that the heart's action was neither more violent, nor heard over a greater extent than natural; still, notwithstanding his emaciation and extreme debility, and the œdematous state of his legs, he was constantly recurring to the supposed plethora, to which his attendants had attributed his symptoms. I found it difficult to prevent him from having recourse to further abstraction of blood.

The use of artificial sulphuretted baths gave tone to his genital organs, and diminished their excessive irritability. The nocturnal pollutions became less frequent; the patient's appetite returned, and his digestion was performed with greater energy. After a month's treatment, I sent him to the sulphuretted waters of the Pyrenees, where his cure was soon completed.

This is one of the most simple cases of nocturnal pollutions induced by masturbation. It is chiefly remarkable on account of the predominance of the palpitations and dyspnœa over the other symptoms, and the grave errors which had been committed in its diagnosis and treatment.

CASE XXX.

Masturbation at the age of eight years—At twelve, very frequent emission of urine—At sixteen, coitus impossible—Nocturnal, and afterwards, diurnal pollutions—Cauterization, at the age of twenty-eight, followed by rapid recovery.

M. D——, of Philadelphia, of a very robust constitution, contracted the habit of masturbation at school, when only eight years old. The first effect produced, was a frequent desire to pass urine, and at twelve years of age this irritability had become so great, that he was sometimes unable to retain his urine a quarter of an hour. Before entering a house he always took care to micturate several times in rapid succession; and, notwithstanding this precaution, he soon experienced renewed uneasiness. He felt as though his bladder was never entirely empty, and the smallest quantity of urine induced spasmodic contractions. The irritability of the urinary

organs diminished by degrees after the period of puberty, but never ceased entirely, notwithstanding the various means which were employed on different occasions.

At the age of sixteen, M. D—— endeavoured to break off his injurious habits by sexual intercourse, but he found himself completely impotent, and shame induced him to return to masturbation. He afterwards made further attempts to correct himself, but he experienced nocturnal pollutions, which often made him lose courage. At length, after many relapses, he succeeded completely, without observing any further nocturnal emissions. Still his health, instead of improving, became more and more impaired. His erections were less frequent, less prolonged, incomplete, and at length, gradually ceased, together with all venereal desire.

At the age of twenty-eight, the state of his urine, its frequent discharge, and the wandering pains in the perineum and testicles, induced a fear of calculus; sounding, however, only showed a morbid sensibility of the urethra, especially towards the neck of the bladder.

In the beginning of May, 1837, M. D—— came to Montpellier, in the following condition:—much debilitated; unsteady in his walk; easily chilled, and taking cold very quickly; wandering pains all over his body; skin dry; memory impaired; digestion difficult; extremities cold; scrotum relaxed, and testicles soft, very sensitive, and often causing a dull pain, as if they were forcibly compressed; the semen (from the account he gave of the last nocturnal pollutions he had experienced,) clear, aqueous, and inodorous; seminal emissions with the last drops of urine, which were clammy, and passed with difficulty, and excited a sensation of tickling in the neighbourhood of the anus, which extended to the orifice of the urethra; he often had diarrhœa, but, at other times was very costive, and his stools were passed with difficulty and pain. He did not, however, often pass semen while at stool.

I discovered, several days following, the presence of semen in M. D——'s urine, and catheterism showed an excessive irritability of the urethra, especially in the neighbourhood of the prostate, which, on examination, was found slightly enlarged. Nearly a table-spoonful of blood followed the withdrawal of the catheter. These circumstances did not leave the least doubt on my mind as to the state of the mucous membrane in the vicinity of the ejaculatory ducts; and, consequently, I immediately performed cauterization, from the neck of the bladder, as far as the membranous portion of the urethra. Twenty days afterwards, M. D—— left Montpellier for Italy, and when he returned, three months afterwards, he was completely cured—no involuntary seminal emissions having afterwards appeared. His urine was transparent, and could be retained seven or eight hours without inconvenience; its discharge took place without effort, and was not accompanied by any remarkable sensation. Lastly, the patient's impotence, which had been present nearly twelve years, had given place to a virility previously unknown to him: I need hardly state that his physical and moral energy had shared in this regeneration.

I have often had occasion to notice the connexion that exists between the spermatic and urinary organs; and I have shown that there is scarcely a cause of spermatorrhœa which does not act more or less on the bladder and kidneys. The cause I am now investigating

affords us numerous examples of this connexion—of which the case I have just related, is a remarkable instance—the irritation of the urinary organs having been developed very rapidly, having shown very marked symptoms, and having existed alone during several years. The patient was only eight years of age when he first became addicted to masturbation; at this early age the urinary organs alone possessed activity, and therefore they alone were able to suffer disturbance of their functions; on this account the symptoms were confined for a long time to the urinary organs. The character of the symptoms showed that they arose from a chronic state of inflammation, or from an acute irritation of the urinary organs, and this state must have extended also towards the spermatic organs. Thus the increased secretion of the kidneys, and the extreme irritability of the bladder, would give a very clear idea of what took place in the spermatic organs at the period of puberty. As soon as the testicles began to act, they fell under the same influence as the kidneys; the seminal vesicles were in the same condition as the bladder; in other words, the semen was secreted in large quantities, and was retained a very short time in its reservoirs. Being therefore imperfectly formed, the usual effect on the erectile tissues produced by its presence, did not take place, and coitus was impossible at the age of sixteen. The occurrence of impotence at so early an age is sufficient to show that diurnal pollutions had already commenced, although the patient did not discover them for a long time afterwards. He was still, however able to practise masturbation; and this is a circumstance which has great effect in preventing persons addicted to the vice, from renouncing their fatal habits. At a later period, nocturnal pollutions, which occurred after a few days care, shook the patient's resolution. This is a much less serious circumstance than the one just mentioned, but at the same time much more common. At length the patient left off his habits, and his nocturnal pollutions disappeared; yet the disorder of his health continued to increase. His prudence, exercised too late, did not arise from the strength of his will, but from the weakness of his genital organs; the disappearance of his nocturnal emissions did not arise from the remedial measures used, but from the increase of his involuntary diurnal discharges, of which he only became aware long afterwards. These common errors are the more dangerous, because medical practitioners are apt to participate in them.

In the case of M. D—— the irritability of the canal was very great, and the effect of the cauterization was correspondingly prompt and decided.

CASE XXXI.

Masturbation at the age of seventeen, carried so far as to cause emissions of blood, but soon afterwards abandoned—Increasing debility during four years—Symptoms of phthisis laryngea and chronic gastritis—Extreme prostration—Cauterization, followed by rapid re-establishment.

I am indebted for the following remarkable case to the kindness of Dr. Daniel, of Cette. "On the 26th of May, 1836, I was called to F——, a baker, aged twenty-two; I found him in bed, in the following condition:—great moral prostration, carried even to a hatred of existence; prostration of strength; enema; lips pale and shrivelled; remarkable pallidity; eyes sunken; expression of countenance dull; great emaciation; skin hot and dry; pulse small; voice hoarse, and so low that it was with difficulty a few words could be heard by approaching the ear; constant cough, scarcely permitting an instant's repose; general wandering pains, most severe in the loins, and the sides of the chest; great irritability of the stomach—vomiting being excited after taking almost any kind of liquid or solid food.

At first I thought that I recognised in this patient the symptoms of phthisis laryngea, complicated with chronic gastritis; but the examination of his chest and abdomen did not support this opinion. The epigastric region was not painful on pressure; the respiratory murmur was heard all over the chest, and percussion emitted a healthy sound, except under the left false ribs, where it was slightly dull, and the patient felt pain.

"His debility did not permit me to practise abstraction of blood; and indeed, the pleuropneumonia of the left side, did not seem either very extensive or very acute; I therefore ordered a large blister to be applied over the affected spot, and prescribed a solution of tartar emetic, and a strict diet. The pain in the side disappeared, and two days afterwards, the stomach could retain milk and barley water. Still nothing explained the patient's emaciation; his almost total loss of voice, hoarseness, and constant cough. His parents attributed these symptoms to hereditary phthisis, and mentioned that several members of the family had died of that disease. Minute and repeated examination of D——'s chest, however, assured me that this was not the case. On the other hand, the symptoms were very severe, and I could not discover any visceral lesion sufficient to account for them. In this state of uncertainty, your views on spermatorrhœa, attracted my attention. I immediately questioned the patient respecting his past life, and learnt that at the age of seventeen, he had practised masturbation with such fury that he had frequently passed aqueous semen, mixed with blood: frightened by these accidents, he had corrected himself completely. But, after about a fortnight's abstinence, he noticed that his urine contained a deposit of thick, whitish, flocculent matter. He never attached any importance to this, although during four years, he observed it constantly, and noticed that it was more abundant after he had been much fatigued in his business. He observed also, that the last drops of urine were thick and viscid, and that a small quantity of viscid matter generally remained at the orifice of the urethra. His bad symptoms first commenced at this time; his erections and desires entirely disappeared; and, by the time he had attained the age of twenty-one, he was obliged to give up his

employment, and shortly afterwards, his symptoms becoming aggravated he was unable to quit his bed.

"I examined his urine, and found it in the condition he had described; the deposit contained in it being about an ounce in quantity. I noticed that his testicles were soft, and his scrotum flaccid. He agreed to my proposition of cauterizing the prostatic portion of the urethra with eagerness, and I performed it on the following day. The effect of the cauterization was rapid: the second night afterwards, the patient slept soundly; the third day, a change was observed in his voice; and erections occurred during the night. On the fourth day, the patient was able to get up and take some light food, which was well digested; his wandering pains had disappeared; and, by the ninth day after the cauterization, the patient's strength had returned. Tonic regimen, and the use of sea bathing, confirmed his restoration."

Dr. Daniel added to the history of this case, a detailed statement drawn up by this patient himself; as it contains no important facts, I have omitted it here. I have, however, several times myself examined this patient, and have assured myself of the exactitude of the report.

F—— had carried masturbation to such an extent, that he passed aqueous semen, mixed with blood; the seminal vesicles were therefore in a morbid condition when he left off the habit. A fortnight afterwards, he noticed a deposit in his urine, which he had never before perceived, and which continued constantly afterwards. During four years, he never relapsed into his former habits, and he was not affected by nocturnal emissions; yet he continued to lose flesh. Immediately after the cauterization, he became convalescent. Is it not evident, that the absence of venereal desires and of nocturnal emissions during so long a period, was owing to the occurrence of involuntary diurnal pollutions? Is there any other mode by which we can explain the continued disorder of the patient's health, and its sudden restoration? The answer is evident.

Whenever F—— fatigued himself more than usual, the urinary deposit became more abundant. This may appear to be an exception to the usual good effects which patients experience from pedestrian exercise. Every thing depends on the strength of the system, and on the quantity of that strength expended. Fatigue is as hurtful in such cases, as exercise is beneficial.

CASE XXXII.

Masturbation from twelve to twenty-two years of age—Melancholy—Inclination to suicide—Serious alteration of the health—Monomania—Unperceived diurnal pollutions—Cauterization followed by perfect recovery.

At the beginning of April, 1836, M. Emile G—— was sent to consult me, by Dr. Cauvière of Marseilles. He was twenty-five years of age, and

had attracted notice from the brilliancy of his intellect. At twenty-one years of age, he had been admitted an advocate in a highly flattering manner.

He stooped much, and though his bony system seemed to announce a strong constitution, his limbs were small, and his muscles soft. His hair was black and thin, his skin was pale, and his face without expression. His eyes were dull, and constantly cast down; his voice weak and husky; and his general appearance announced great timidity. His legs were constantly in motion.

I learnt that M. G—— had contracted the habit of masturbation at school, at twelve years of age; and that whilst studying law in Paris, at the age of nineteen, he found a change in his character commencing; this I will describe in his own words:—"At first I felt a gradually increasing disgust of every thing, and a constant sense of *ennui*. From that period I only saw the dark side of life. Thoughts of suicide soon afterwards occurred to me, and this state of mind continued for twelve months, after which, other ideas took the place of those respecting suicide. I considered myself a subject of ridicule, and fancied that the expression of my countenance, or my manner, excited an insulting gaiety in the persons I met. This notion each day acquired new strength, and often, when in the street, or even when at my own house, or in a room surrounded by my relations and friends, I fancied I heard insults which were aimed at me. *I think so still*. At length, as my state became worse, I thought that every one insulted me, and *I still think so*. If any one expectorates or blows his nose, coughs, laughs, or puts his hand or his handkerchief before his face, in my presence, I experience the most painful sensation. Sometimes, I feel enraged, but more frequently a depression of spirits, ending in involuntary tears. I look at no one, and my eyes are never fixed on any object. Wrapped up in my own thoughts, I am indifferent to all external impressions. These signs are evidently those of imbecility. I admit that I may have had, and that I may even now have *hallucinations*, but I am fully persuaded that these ideas are not without foundation; I am convinced that the expression of my countenance has something strange in it, that people read in my looks the fears which agitate, and the ideas which torment me, and that they laugh at this unhappy weakness of intellect, which they ought rather to pity."

The patient experienced a sense of heaviness and oppression in his head, and although fatigued by slight exercise was constantly in motion. Two years before he consulted me he began to correct himself by degrees; and for nine months he had entirely renounced the practice of masturbation, yet notwithstanding this, his state daily grew worse. His digestion was disordered; he suffered from obstinate constipation; and his erections and venereal desires had left him for a long time. Yet he did not mention the last facts in the written statement of his case which he sent me; they were minor evils; one idea alone absorbed him—the conviction that he was an object of contempt and ridicule to all who approached him; this idea was aggravated by the knowledge of his impotence, and by shame for the cause which had produced it.

This patient's urine usually contained an abundant flocculent deposit, resembling a thick decoction of barley, it decomposed very rapidly, and emitted a disagreeable smell. After every stool the point of the glans penis was covered with a clammy viscid matter, resembling a thick solution of gum.

These circumstances confirmed me in the idea that involuntary seminal discharges alone opposed the patient's recovery. The frequent emission of his urine; the sensibility of the spermatic cords, of the testicles, and especially of the urethral mucous membrane, and the injected state of the orifice of the urethra, made me attribute these evacuations to irritation of the spermatic organs rather than to their relaxation.

As, however, the patient refused to submit to cauterization, I ordered him iced milk mixed with spa water, cold lotions, &c.; but he found himself much worse after the use of these means; all his symptoms were aggravated; his urine became thicker, and left a glairy deposit adhering to the bottom of the vessel.

At length, on the 23d of April, I persuaded M. G—— to submit to cauterization, and I performed it immediately, chiefly on the neck of the bladder and the prostatic portion of the urethra; nothing particular occurred, except that the inflammation of the urethra, which followed the application, was not entirely removed for three weeks. This I believe arose, in a great measure, from the severe weather which prevailed at the time. I ordered two or three warm baths to be taken in the week, a few warm injections and demulcent drinks. At the expiration of a month, the patient took pleasure in going out, and occupied himself with gardening; he felt stronger, and took longer walks; he was able to employ himself longer without fatigue; he also experienced nocturnal emissions, preceded by erotic dreams and lively sensations. At this he was at first alarmed, but he gained courage when he saw that he was not injured by them. I had not seen him for more than a month, when one day he called on me quite dispirited, to say that he should never get well, as he was relapsing into his former habits. I blamed him, but at the same time I explained to him that the fact was a proof of his having regained his former virility, of which he should make more proper use. M. G——'s mother came to me soon after to speak of the propriety of marriage for her son, whom she saw exposed to various dangers. I easily persuaded her, that before deciding on marriage, it would be necessary for him to be firmly assured, during a considerable period, of his perfect and decided recovery. M. G—— had then regained his spirits, his boldness, and his position in society, and eighteen months afterwards, all his functions being performed with energy, he married. Six months after his marriage I heard that his health had not for a moment been disordered.

With this patient I received the following consultation from Dr. Esquirol. "The undersigned cannot mistake a case of *hypochondriasis* which has lasted three years. It is evident that the *nervous affection* was produced by the habit of masturbation to which the patient was addicted from the age of puberty, and of which he only succeeded in breaking himself seven months since. The hypochondriasis continues very obstinately as the cause which produced it acted for a long time, and very seriously weakened the nervous system. The undersigned attributes the little success attending medical treatment to the unfavourable weather, to the indolence of the patient, who lives in seclusion and in physical and moral torpor, and to the weakness of his mother, who allows herself to be led away by the sight of false or exaggerated sufferings. The means advised are those usually ordered

in cases of hypochondriasis:—Tonics, antispasmodics, leeches to the anus, purging, change of scene, travelling, sulphuretted baths, sea-bathing, &c.” Dr. Esquirol sums up his opinion in concluding, as follows:—“I must repeat what I have said above: weakened innervation is the cause of the disease, and every thing which can strengthen the nervous system, will be useful.” It was clear that masturbation had been the first cause of the physical and moral derangement, called hypochondriasis; but the patient had renounced this vice during nine months, and his state became worse daily, instead of improving. It was evident, therefore, that some other cause acted in keeping up the disorder; and it was just as evident that this cause was involuntary diurnal seminal discharges. It is not necessary for me to show that masturbation can, acting alone, induce involuntary discharges, or that the cure was due to cauterization only, although its effects were not manifest for a month after the application of the caustic; but, I must insist on the pathological condition of the genital organs exciting these involuntary evacuations, since they have been too frequently ascribed to a state of debility or relaxation of the tissues. The tonics ordered by Esquirol, had produced no benefit; I have described the symptoms which led me to suspect acute irritation of the prostatic portion of the urethra, and I have shown the injurious effects of cold lotions, iced milk, spa water, &c. It was then, not by causing contraction of the orifices of the ejaculatory canals, that the cauterization produced its beneficial effects, but by dispersing the chronic engorgement of the mucous membrane. The advantage derived from warm baths, during convalescence, corroborates this opinion.

In M. G——’s case a predominating symptom attracted the attention of the practitioners; hence they looked on the disease as being hypochondriasis, monomania, or hallucination, continuing after the cessation of its exciting cause, and becoming, consequently, an idiopathic affection. I have, however, shown that all the functions had been altered more or less; I should add, that the digestion was the last to be re-established perfectly. Such mistakes are very common, and very serious, and I cannot too strongly impress their importance on the attention of the profession. Esquirol justly stated that the hypochondriasis took its origin from masturbation; that the nervous system was weak and excited: but he mistook the cause which kept up this condition of the brain. When masturbation has not induced involuntary seminal emissions, recovery soon follows, on leaving off the habit which has destroyed the health; within a week the patients begin to experience a notable improvement, and in a very short time they are hardly recognisable, whatever may have been the degree of weakness to which they were reduced. But when Dr. Esquirol wrote his opinion, seven months had elapsed during which M. G——’s conduct had been irreproachable, and when I saw him two months later, his state was even worse, although he had never resumed his former habits. The symptoms were, however, kept up by involuntary diurnal discharges.

The effects of the cauterization were very conclusive, and as soon as its curative action was felt, the patient, of his own accord, took various kinds of exercise, and sought out the different amusements which had been, in vain, ordered for him previously; he entered into society, and did, without being pressed, all that he had before refused to do; his ideas, and his necessities, altered in proportion as his functions were re-established.

It is in vain that we say to the so called hypochondriac,—amuse yourself, employ your mind, go into society, seek agreeable conversation; so long as we have not removed the cause of his disorder, he is unable to profit by our counsels. How can we expect that when a man is fatigued by the least exercise, he shall occupy himself with walking or gardening? How can we desire him to go into society, when the simple presence of a woman intimidates him, and recalls all his former misfortunes? How can we expect him to enjoy conversation, when he loses its thread every moment? When his memory leaves him, and when he feels his nullity? We persuade him to seek amusements and pleasures, but are they such to him? Is not the happiness of others his greatest punishment? Because he is unable to follow our advice we accuse him of unwillingness, and we wish to compel him. Let us first remove the cause of our patient's disease, and we shall soon see that his character and conduct will change, and that he will return to his natural tastes and habits.

It is not long, in such cases, before we are embarrassed by questions about the propriety of marriage being put to us: this is a matter which is serious in all its aspects, and on which the least scrupulous should not pronounce, without having had sufficient assurances of their patient's return to health. The question of our patient's health is now not the only one, nor is even his future happiness alone implicated; the fate of the innocent being who is about to be associated with him, is the matter of chief importance, and justice to her demands that we do not counsel matrimony, until sufficiently long proof has been given that our patient's re-establishment is permanent.

CASE XXXIII.

Abuse caused by sleeping on the belly—Effects of reading erotic works—Power of habit—Alteration of the intellectual and moral faculties—Impotence—Chronic irritation of the bladder—Nocturnal and diurnal pollutions—Cauterization followed by prompt recovery.

Eugene C——, at seven years of age, was strong and healthy, but about this period he contracted the habit of lying on his belly at night. In this position the genital organs were heated during sleep, and the penis became erect although the boy did not present the least sign of puberty. Pressure against the bed produced titillation, and induced a habit of abuse, as injurious in its effects as masturbation. The child was perfectly free from any sexual feelings, and had never been exposed to the influence of bad example; besides which, he was naturally modest and reserved. The first

impression was, therefore, quite instinctive and accidental, but the habit was soon confirmed into an irresistible passion.

Between the ages of nine and eleven the child's character changed; he became restless and quarrelsome, but his intellectual faculties were active, and he was able to keep up with his companions in their studies, and to make himself feared by them, on account of his quarrelsome disposition. Between the ages of eleven and thirteen, however, he yielded to the practice, two or three times a night, and became idle, timid, and weak; he fell behind his fellow students in his studies; and though he was easily provoked to quarrel, he found himself always beaten. On this account he sought solitude. At the age of fourteen, the habit he had contracted was temporarily broken off, by his brother's sleeping with him; but at the expiration of three months, when left to himself, he relapsed. At the age of fifteen, a remonstrance received before his fellow students by one of his masters, caused him to abstain during eight months; he regained his strength, his character altered, and he made up for the time he had lost in his studies. At the end of the year he even wrote so remarkable an essay at the competition for prizes, that he was supposed to have copied it. On this account, at another competition some time afterwards, he was separated from his companions, and carefully watched. In the mean time, however, some obscene books had fallen in his way, and excited his imagination. He resumed his habits with fury, and when the day of competition arrived, his condition had become worse than ever. He passed all the time allowed for the trial, in a state of febrile excitement, without writing a word. Some time afterwards, he made a strong resolution to correct himself, but the habit had become so strong, that he often had recourse to it, unconsciously, during sleep. By degrees, however, he corrected himself, but very frequent nocturnal pollutions supervened, and destroyed all the benefit that arose from the change.

At the age of seventeen the patient came to Montpellier to obtain the degree of bachelor of letters; the state of his intellectual faculties prevented this; indeed, out of ten hours spent in his study, nine were passed in thinking of his condition, and of the different means by which he could commit suicide. He attempted sexual intercourse, but found himself quite impotent. Horse exercise, and the various tonics and stimulants which were prescribed for him, only increased his disorder.

I need not relate all the functional derangements which the patient underwent; but it is necessary that I should notice a chronic inflammation of the bladder, of which the cause was unknown, and diurnal pollutions, which he did not discover, although they were much more serious than the nocturnal emissions which had become more and more rare during the previous twelvemonths.

About the end of November, 1836, I cauterized the neck of the bladder, and the prostatic portion of the urethra. Fifteen days afterwards, the patient was better, and he immediately went into the country, where his cure was soon confirmed.

M. C—— has since studied medicine with much energy; and has passed the examinations of B. L. and B. A. with credit. His character has become frank and kind, and it is evident that he is in good health and spirits.

This case shows the importance of the apparent trifles that occur in

childhood, and at the period of puberty; and the serious effects which a slight neglect of them may produce during the whole of after life.

CASE XXXIV.

Sexual ideas at the age of eight—Abuse at thirteen—Various diseases in consequence, until the age of thirty-two—Nocturnal and diurnal pollutions—Cauterization—Slow, but progressive improvement.

M. A——, when a child, was remarkable for precocity of intellect; but was troubled with worms during the early years of his life. Being allowed to sleep with his governess, when about eight years of age, he remarked differences of form, which he had never before seen. His active imagination dwelt on these incessantly, and at length, he fell into a state of melancholy, of which the cause was far from being suspected. At the age of thirteen, a young female took advantage of him, but without permitting intromission. Shortly afterwards, when at school, these circumstances constantly recurred to his imagination; and during the night he took care to place himself as much as possible in the same position, in order to renew the same sensations. He thus contracted a habit, quite as injurious as masturbation. His health became affected, even before any seminal emission had taken place; his growth was arrested; his sight, memory, and intellect, became weak. At the age of seventeen, emissions occurred during defecation, and were followed by a diminution of the patient's erections and venereal desires, as well as of his abuses. At nineteen years of age, he had a chronic gastritis, head-ach, pain in the hypochondriac regions, and nocturnal pollutions. For these symptoms, a milk diet was prescribed, and adhered to for a year, together with baths, enemata, and country exercise. At the age of twenty-two, chronic gastro-enteritis supervened, and was followed by inflammation of the bladder, which passed into a state of chronic vesical catarrh. After about two years, the patient's health was restored. By degrees, his old habits and nocturnal pollutions returned, and induced a new derangement of his health; at the age of twenty-five, chronic inflammation of the digestive organs and bladder again appeared, but was relieved by emollients and a severe regimen. About the age of twenty-eight, his health partially returned, but his sleep continued heavy and unrefreshing, and was often interrupted. At thirty, his digestion was much disordered; constipation and diarrhœa occurring alternately.

The patient's condition gradually became worse, until he came to Montpellier, in February, 1836. He was then thirty-two years of age, and presented the following symptoms: appearance, sad, restless, and timid; legs, weak; constant restlessness; feeling of icy coldness in the thighs, lower part of the belly, and genital organs; appetite, capricious; digestion laborious, and accompanied with discharge of flatus; memory, treacherous; dislike of society; irritability of temper; overruling egotism; constant presence of lascivious ideas, contrasting strongly with the weakness of the genital organs; mental debility; sleep broken, and unrefreshing; frightful dreams; frequent desire to micturate, especially during the night; urine, thick and muddy, generally presenting an abundant flocculent precipitate, and giving off a disagreeable smell; genital organs, very little developed; prepuce, long; and testicles, small.

After observing the patient for several days, I cauterized the bladder and

prostatic portion of the urethra; the operation was followed by a more intense inflammation than usual, probably due to the bad weather. As soon as he was able, the patient quitted Montpellier, to return home.

Not having heard from him, I augured that the cauterization had been unsuccessful, when one day, several months afterwards, as I was passing through Lyons, I was accosted by M. A——, who was so changed that I hardly recognised him. He stated, that a slow, but progressive improvement had taken place after his leaving Montpellier; the pollutions he had before experienced during defecation disappeared; his urine became clear, and was passed less often and less suddenly; nocturnal pollutions occurred seldom, and his erections became energetic.

The abuses practised on the genital organs, had the same character in this, as in the preceding case; and in both, they produced the same effects as masturbation. We observe in the last case, that sexual ideas preceded for a long time the development of the sexual organs; and that the venereal desires had no relation whatever to the amount of development of the generative organs.

The influence of a premature *liaison* on these abuses, is also worthy of notice. The remembrance of such irregular and premature enjoyments constantly presented itself before the patient's imagination, and caused his frequent relapses. The habit at length overcame the will, and even took its place, provoking the same acts during sleep. The power of habit was just the same in the preceding case.

At the age of seventeen, M. A—— noticed that he passed semen while at stool; he had therefore, thus early, diurnal pollutions. He did not pay attention to these, because he was not aware of their importance; but it is evidently to the occurrence of such discharges, that we must attribute the feebleness of his erections, the impossibility of coitus, and the long series of sufferings he afterwards endured.

As to the other symptoms presented by M. A——, I need not enter into their consideration, I have already done so several times,—such symptoms being common to all cases of spermatorrhœa.

Were the discharges in this case due to a state of atony? This would seem to be the case, if we only regarded the small development of the organs, and the habitual weakness of the erections; but the acute attack of cystitis, and the chronic catarrh of the bladder, showed clearly enough, that the seminal vesicles and ejaculatory canals must have been also in a state of irritation. The curative effects of cauterization were postponed for a considerable time, so that I almost despaired of benefit from the operation; yet, no other treatment having been employed, the improvement was evidently due to the cauterization alone. In case thirty-two, I have already noticed the same circumstance, and it is worthy of remark, that both these cases were operated on during a very wet and cold season. Whether this be the correct explanation or not, such cases are not rare, and I wish particularly to point them out, because I

have met with many patients affected with spermatorrhœa, who had been cauterized three, four, or five times, or even still more often, in the space of a month. This subject I shall treat fully, when speaking of the treatment of spermatorrhœa.

CASE XXXV.

Masturbation at sixteen years of age—At twenty-one, compression of the urethra during ejaculation, followed by a sensation of tearing, and acute pain—Urethral discharge recurring frequently—Discharges of semen during defecation and the emission of urine—Reciprocal influence of these discharges on the digestive organs—Chronic catarrh of the bladder—Cauterization—Recovery, after several relapses.

M. G——, of sanguineous temperament, and robust constitution, contracted the habit of masturbation, when about sixteen years old. The following year, he was troubled with disordered digestion, oppression, and difficulty of respiration. At the age of twenty-one, he determined to conquer his propensity, but after a few days' continence, he relapsed, in consequence of the violent erections he experienced. During this contest between his will and his passion, he one day compressed the urethra forcibly, when on the point of ejaculation. On the instant, he experienced a sensation of tearing in the interior of the canal, followed by acute pain, which afterwards frequently returned; the following day, after an erection, he felt the glans wet, and found the orifice of the urethra filled with a viscid matter, resembling a very thick solution of gum. From that time, this kind of discharge always continued, varying only a little in appearance and quantity, according to circumstances; the patient's erections became less energetic, and the sensations produced by ejaculation grew progressively weaker: at the same time, the functions of his stomach were disordered and frequent attacks of indigestion took place. At the end of two years, the urethral discharge increased suddenly after coitus; at the same time assuming a blennorrhagic appearance. This was treated by emollients and copaiba, and at the end of three months, the former state returned; the discharge was easily increased however, by the least error of diet, as well as by very slight venereal excitement. The patient's erections now became less energetic and incomplete; and, on the other hand, his digestion was more and more disordered and accompanied with colic, flatulence, and constipation—the efforts at stool giving rise to seminal discharge. Various remedial means were adopted, but without success. At the age of twenty-eight, the patient, after a slight error of diet, experienced an exacerbation of all his symptoms, and in addition, his urine became thick, muddy, and fetid, and its discharge very frequent, and accompanied by an acute pain at the root of the penis, and in the bladder. In this state the patient came to Montpellier, on the 19th of April, 1826, being then about thirty. After observing him for several days, I noticed that his urine was constantly muddy and fetid, and contained a red sediment, which adhered to the sides of the vessel, and a thick and flocculent deposit, which fell to the bottom; a slightly opaque cloud occupying the upper part, while on the surface a thin iridescent pellicle floated. The urethral mucous membrane was also very irritable, especially towards the neck of the bladder. On the 2d of May, I slightly cauterized the bladder

near its neck, and more severely the prostatic portion of the urethra, closing the instrument before it reached the bulb. The operation produced its usual effects. Five days afterwards, the urine no longer contained blood, and within fifteen days it was passed without pain or inconvenience. A month after the operation the urine was quite clear, the digestive organs had regained their energy, and the patient was able to eat heartily without being inconvenienced. His stools became regular, and were passed easily; the seminal discharges diminished; his strength returned, and allowed him to take long walks, and his sleep became sound and refreshing. In this state of convalescence M. G—— left Montpellier, about six weeks after the cauterization.

Five months afterwards, I received a letter from M. G—— in which he stated that his recovery had proceeded by degrees, and that his health had been excellent during three months, when he had eaten a large quantity of grapes, some of which were not ripe; a severe attack of indigestion resulted, after which his old symptoms returned, and strangely enough, he felt, during the emission of urine, a sensation in the prostatic portion of the urethra, resembling that produced by the application of caustic. He had scarcely recovered from his relapse, when he a second time committed an error in diet, which brought on a more serious indigestion than the first, and was followed by an aggravation of all his former symptoms. In this condition M. G—— wrote for advice. Four months afterwards, I received another letter from him, stating, that before he had received my previous answer, he had entirely recovered; but that, forgetful of the past, he had suffered from another indigestion, with another slight attack of his former symptoms. I insisted on the necessity of strict diet, and further recommended a trial of the sulphureous waters of the Pyrenees. As I have not since heard from this patient, I am warranted in supposing that his health is at length permanently established.

This case shows us the dangers which may arise from an imprudent compression of the urethral canal during the ejaculatory orgasm. Such attempts have been made for various reasons—sometimes in the hope of preventing a nocturnal pollution—and they are generally followed by the same result.

At the moment of emission, a kind of tearing of the canal takes place, this is attended with acute pain, and, in the case before us, was followed by a mucous discharge, which continued nearly ten years.

The patient, as well as the different surgeons who attended him, regarded his discharge as spermatic, because it was increased by venereal excitement, and because the patient's virility constantly diminished, at the same time that the general symptoms of spermatorrhœa were present. But the circumstances which preceded the discharge were sufficient to show that it arose from the mucous follicles, inflamed or irritated by a laceration at some point of the passage. Was it astonishing then, that every excitement of the organs should have increased this discharge. The blennorrhagic character which it presented for some time proves, even still more certainly, that the discharge was not spermatic. The changes that took place in the

patient's health, and in his generative functions, are explained by the occurrence of diurnal pollutions, both during defecation and the emission of urine; and the occurrence of these diurnal pollutions after chronic inflammation of the urethra is easily explained, by referring to the tendency of irritation to extend from the prostatic mucous membrane to the adjacent tissues.

In consequence of this disposition, the urinary organs presented well marked symptoms of chronic inflammation, and the state of these gives a good idea of what was going on in the spermatic organs.

We must conclude then, that the constant discharge from the canal was only an ordinary blennorrhœa, and that the patient's impotence, and the derangement of his health, are to be attributed solely to the spermatic discharges which took place during defecation and the emission of urine.

I have attached considerable importance to the right understanding this fact, because attacks of blennorrhagia are often complicated with diurnal pollutions, and this frequent coincidence has caused the utmost confusion in the opinions given on the subject, since Aretœus first spoke of a constant seminal discharge. It is at once evident, that the semen being contained in distinct reservoirs cannot constantly run off like the secretion of the open mucous follicles. I shall examine this simple question more fully in a future chapter, but, as I proceed, I shall show, as opportunities occur, that the symptoms attributed to these constant discharges, arise really from unsuspected pollutions happening during defecation and the emission of the urine.

Another result of this easy extension of irritation from the prostate to the adjacent mucous membrane in the case under consideration, was the chronic affection of the bladder, and probably also of the kidneys. I mention this circumstance here, to show how difficult all these complications render the diagnosis of diurnal pollutions. The urine contained an abundant lithic acid deposit, and was covered by an iridescent pellicle; it was also muddy from the presence of a large quantity of mucus, a thicker deposit occupying the lower portion of the fluid. The abundance of salts contained in the secretion, arose from the irritation of the kidneys; the bladder and the prostate furnished the greater part of the other matters; but did the urine contain semen? I believe that neither chemical analysis, nor microscopical research would have been able to decide this point.

The last drops of urine emitted, were of the viscid consistence of a solution of gum or starch, and this matter could only be semen.

It is unfortunate that these complicated cases should be the most common, as well as the most serious. But of what importance to the practitioner is the existence of blennorrhagia, or the mixture of vesical mucus, of prostatic fluid, or of different salts, with the urine? It is not from one symptom only, that he should judge of the disease, but from the whole. The most important point in these embarrassing cases, is to understand fully the cause and connexion of such complications, in order to ascertain a means of cure. Happily the

same treatment is suited to all the symptoms, because they all depend on the same cause. In this case, for example, the cauterization put a stop at the same time to the blennorrhœa, the chronic affection of the bladder, and the diurnal pollutions—diseases that had existed nine or ten years.

I may remark, in passing, that the *curative* effects of cauterization did not show themselves, in this case, until a month had elapsed; and that from this time they progressed slowly, but steadily, so that the recovery was complete at the end of three months. This shows the impropriety of repeating the use of caustic without waiting to see the effects of the operation.

Two remarkable features in the case were, the influence exercised by the spermatorrhœa over the digestive organs, and the effect which disordered digestion produced on the genital organs. The stomach was the organ which first suffered from the masturbation, and which, afterwards, was chiefly affected by the spermatorrhœa; whilst on the other hand, a violent indigestion much increased the severity of the symptoms; and at a later period, when the cure seemed perfectly established, four attacks of indigestion were followed by an equal number of more or less serious relapses, and by diurnal pollutions, and irritation of the bladder, with pain in the urethra, resembling that caused by cauterization. But I shall resume the consideration of this sympathy, between the generative and digestive organs, when speaking of the symptoms and treatment of spermatorrhœa.

The cases which I have related—few in number, but circumstantial and varied—are sufficient to give an idea of the principal abuses of which the generative organs are the seat, and of the manner in which such abuses bring about more or less serious and resisting spermatorrhœa. Of all the causes capable of producing this unfortunate result, none is, at present, more common. I ought, perhaps, only to consider here the mode by which abuses act in producing spermatorrhœa, such being the object of this chapter; but the complicated chain of circumstances attaching to the subject, forbids this; and I must ascend by degrees to the causes of the abuses, in order that they may be avoided, or at least, that their danger may be diminished. Of such an occurrence it is especially of importance to *prevent* the evil, inasmuch as, when once established, it is occasionally without remedy, and generally leaves its traces during the rest of the patient's life. There is, perhaps, no single question of more importance to the happiness of families, or to the welfare of society, than this. In order then, to examine the numerous facts I have collected in their proper order, I shall first speak briefly of the causes of abuse.

CAUSES OF ABUSE.—These may be divided into two classes:—First, causes inherent in man, or those acting from within; these may be considered as pre-disposing causes; secondly, external

causes, or those arising from accidental circumstances; and these may be considered as exciting causes.

Internal or Predisposing Causes.—Of the first class of causes, the most important is undoubtedly due to the human organization. In the lower animals the male and female live together, as if there were no difference of sex, except during the short rutting season. This period passed, perfect calm is restored. In the human species, the secretion of semen constantly goes on, from the time of maturity until extreme old age; the secretion may indeed be increased or diminished by excitement or repose of the organs, but, during this period, it is never entirely suspended as long as the secreting tissues are healthy. Still, this universal and important fact has been much neglected: its application is evident.

The form of the superior extremities in the human race, also possesses considerable influence in predisposing to abuse. Many animals are always fit for fecundation—spermatozoa being found in them at all seasons. They are, however, unable to excite seminal emissions without the aid of the female. Other animals, again, which during the rutting season, show an almost incredible amount of erotic fury, are still unable, by their own actions, to cause spermatic discharge; their form alone prevents this, for they often attempt it, and a few even succeed. It is well known with what fury apes are addicted to masturbation; the ape being, of all the lower animals, the nearest to man in form.

To this original disposition, more perfect in man than in any other animal, must be added the influence of pathological causes. I have already spoken of the irritation caused by ascarides in the rectum, of the erections they excite, and of the abuses induced by them. We shall see by and by, that herpetic eruptions on the penis and prepuce, may produce the same effects, and I shall show also, that an accumulation of sebaceous matter, between the prepuce and glans, may have a similar influence. I must also mention irritation of the cerebellum, as inducing serious abuses, of which I shall give cases in their proper place.

There is even some connexion between the organs of generation and distant diseases; for Dr. Desportes has mentioned a kind of angina, which is frequently preceded by a considerable increase in the venereal desires, and, consequently, by a disposition to all kinds of abuses.

Pulmonary phthisis, also, is often attended by considerable venereal excitement. It may as well then, be at once admitted, that causes pre-disposing to masturbation exists in the human organization itself.

External or Exciting Causes.—Of these, I shall lay particular stress on such as act before puberty, because they have, hitherto, attracted very little attention. The most anxious parents believe that there is no occasion to watch over the actions of their children with regard to their genital organs, previously to the epoch of puberty; and few,

even of our own profession, are led to suspect bad habits before that period. This is a fatal error, against which, it is necessary to be on our guard; numerous causes may give rise to abuses, at a much earlier period—infancy being hardly exempt from them. I saw one unfortunate child, which, while still at the breast, nearly fell a victim to the stupidity of its nurse. She had remarked, that handling the genital organs appeased its cries, and induced sleep more easily than any other means, and she repeated these manœuvres, without noticing that the sleep was preceded by spasmodic movements. These increased and took on a convulsive character, and the child was loosing flesh rapidly, and becoming daily more irritable, when I was consulted. At first, I attributed the disorder to worms, teething, &c., but my attention being attracted by certain signs, I examined the genital organs, and found the penis erect. I was soon told all, for the nurse had no idea she was doing wrong. It was necessary to dismiss her, for her presence alone sufficed to recal to the child's memory sensations which had already become a habit. Time and strict watching were required before these early impressions were entirely effaced. Dr. Deslandes relates two similar cases, and Professor Hallé, in his lectures on hygiene, used to mention many such; Chaussier too, has told me of several that came under his notice; and both these observers believed such cases to be less rare than they are usually considered. These manœuvres quiet the children very readily, and nurses always endeavour to obtain quiet at any sacrifice; they have no idea of the consequences of their conduct. At a later period, children are exposed to the same dangers, on the part of the servants having charge of them; and in these cases, it is not of ignorance that the attendants are to be accused. Many patients have consulted me, who owed their disorders to this cause; and in case 61, I have shown the influence which such early abuse exerts on after life. In some children there is a kind of precocity of sexual instinct, which leads to very serious results. In these, it often happens that the sexual instinct arises long before puberty; such children manifest an instinctive attraction towards the female sex, which they show by constantly spying after their nurses, chambermaids, &c. These freaks of children are usually laughed at, but if they were regarded with more attention, it would become evident that the sexual impulse has been already awakened. Rousseau, in his confessions, has well described the influence which early sexual impulse exercised on his whole life, and I have received numerous confidences of the same nature, which, however, it would be of no service to relate here. One case, however, is so remarkable, that an abstract of it may be instructive. M. D——, the son of a distinguished physician, between five and six years of age, was one day in summer in the room of a dressmaker, who lived in his family; this girl, thinking that she might safely put herself at her ease before such a child, threw herself on her bed, almost without clothing. The little D—— had followed all her motions, and regarded her figure with a greedy eye. He approached

her on the bed, as if to sleep, but he soon became so bold in his behaviour, that after having laughed at him for some time, the girl was obliged to put him out of the room. This girl's simple imprudence produced such an impression on the child, that when he consulted me, forty years afterwards, he had not forgotten a single circumstance connected with it.

The continual occupation of his mind by lascivious ideas, did not produce any immediate effect, but about the age of eight, the most insignificant occurrence served to turn his recollections to his destruction. Having mounted one day on one of the moveable frames which are used for brushing coats, he slid down the stem which supports the transverse bar, and the friction occasioned caused him to experience an agreeable sensation in his genital organs. He hastened to remount, and to slide down in the same manner, until the repetition of these frictions produced effects which he had been far from anticipating. This discovery, added to the ideas constantly before him, gave rise to the most extraordinary abuses, and, after a time, to excessive masturbation.

I need not mention all the miseries which followed this fatal passion; it will be sufficient for me to relate the means to which he had recourse for its correction. He slept on a very hard bed without a shirt, in order to avoid all friction, and covered by a single coverlet sustained by a cradle: his arms were raised, and crossed above his head; a servant remained by his side during the night, with orders to awake him if he changed his position. When he got up, he put on, next his skin, a shirt of mail weighing twenty-two pounds, resembling those worn by the knights of old, except that it had no sleeves, and that it was attached, at its lower extremity, to a silver basin, fitted to receive the genital organs, and provided with openings for the thighs. This shirt of mail was open in front, in order to be easily put on and taken off; and when on, it was laced up with a steel chain, a padlock being attached to the end, the key of which was kept by the servant, who had orders not to give it up on any pretence whatsoever. Guarded by the silver basin, the genital organs were completely removed from the touch, a little opening only, being left for the discharge of the urine. As a still greater precaution, the patient had caused four sharp points to be fixed in front of this case, in order directly to oppose any erection. This apparatus he continued to wear for nine or ten years, although it frequently caused inflammation of the testicles and spermatic cords, by its pressure. Notwithstanding all these precautions, the patient's moral and physical condition were deplorable, which led me to suspect the presence of diurnal pollutions.

I should observe, that in all the cases of which I have just spoken, the children were five or six years of age—at most eight—that they did not show signs of puberty for several years afterwards, and that they were not exposed to the influence of bad example. Their sexual ideas were, therefore, spontaneously developed, several years before, the development of the genital organs. The same precocity is often

observed in children of the other sex. Of this I shall treat more fully hereafter; at present, I shall merely call attention to the case related by Parent Du Chatelet,* of a little girl, who, from the age of four years, gave herself up to the most unbridled abuses.

From these facts an important scientific conclusion may be deduced:—viz., that in many children the genital instinct shows itself with much energy, many years before the age of puberty.

A no less important practical precaution presents itself:—viz., that the age of puberty should not be waited for, in order to surround children with prudent circumspection, and to prevent their curiosity from being gratified.

Many parents are remarkably careless on the latter point; they permit children of both sexes to play together, promiscuously, for hours, without any surveillance, provided that they are removed from all danger of accident, and that their noise is not annoying. The confidence of many parents, also, in the ignorance of their children, makes them careless of the marks of familiarity which are given to each other in their presence; children's sleep is not always so real or so sound as it seems.

It is sufficient to point out these facts: every person can deduce the conclusions; and now I hasten to consider a question, the gravity of which has been allowed by all who have written respecting masturbation—I mean the influence of example in educational establishments.

If I may judge from my own observations, out of ten persons whose health has been deranged immediately or remotely from the effects of masturbation, nine first contracted the habit at school. All that I have read on the subject has led me to conclude that this proportion is not exaggerated. A child brought up in the bosom of his family, is, it is true, surrounded by many causes sufficient to arouse his curiosity and excite his imagination; but such causes act accidentally, and in an isolated manner—they only produce a serious effect on a few ardent imaginations; a thousand circumstances may remove the attention from them. At school it is admitted that such causes do not exist, but there are others, less numerous and less varied, but which operate in a much more active and continuous manner; the effects of these are direct, and almost inevitable. The child finds, on his first arrival, a focus of contagion, which soon spreads itself around him; the vice is established endemically, and is transmitted from the old pupils to those newly arriving. If a few privileged individuals escape being initiated, they are only such as do not experience any gratification. But their time will come at a later period; when the passions make themselves felt, the same circumstances will be presented to the mind, under a less disgusting aspect. I shall not

* *Annales d'Hygiène publique et de médecine légale*, Tom. vij. Ire Partie, 1832, pag. 173.

enter into details on this subject; but from all that has come to my knowledge, from various and direct sources of information, I do not hesitate to affirm, that no where are obscene books circulated more freely and boldly, than in educational establishments; that the origin of the vice is not solely in the scholars, but also in the ushers and servants, that the abuses are not always confined to masturbation; and that they are not always propagated by example or persuasion, but are sometimes enforced by threats and violence. Let it not be thought that I am now speaking of rare and exceptional cases, or that I exaggerate;* I possess multiplied and convincing proofs of my assertions. I would not either, that I should be misunderstood. I am far from denying the advantages of education in a public school; and I am ready to admit that the competition among a number of children produces emulation, forms the future character, early shows each his own value, and lays the foundation of friendships which endure through life.†

A too sedentary life is injurious at all ages, especially in childhood, when there exists such constant desire for exercise and change. Gymnastics, therefore, should, on this account alone, occupy an important position in the system of education; but they must be viewed under a much more serious aspect. Nothing can prevent the genital organs, at the time of their development, from reacting on the economy, and giving rise to new sensations and ideas. It is impossible to prevent the attention from being attracted by the impressions caused by these organs; impossible to restrain the imagination, and to prevent it from frequently dwelling on such impressions. The slightest circumstance may, in such a case, lead to a fatal discovery, even if the information be not transmitted directly, and enforced by example. How are such discoveries to be prevented, or rather, how are their results to be guarded against? Study gives us no aid here; indeed, the continued sitting necessary heats the organs already too excited. The eyes may be fixed on the book, the ears may appear to listen to the master, but who can guard against the wandering of the imagination? At night it is still worse; no surveillance can prevent this. There exists only one means capable of counteracting it, and that is, *mus-*

* M. Lallemand of course speaks of the colleges and private schools in France. I regret to say that his statements apply with nearly the whole of their force to the schools of England. Vice is common in them, neglect of physical education and the contracted nature of the studies to which pupils are confined in our classical seminaries—the understanding being unappealed to, and the reasoning faculties unexercised—the natural sciences neglected, and the whole of the pupil's life until the age of seventeen employed in the study of the dead languages—are matters of vital importance to which society has only recently begun to direct its attention. [H. J. McD.]

† M. Lallemand enters very fully on the subject of education as conducted in France, and well exposes the errors of the system. Most of his remarks apply to our own educational system, yet, as the subject is not strictly medical, and as moreover, M. Lallemand has treated it at considerable length, I think it best to refer those of my readers who may wish information on it to the original work. Vol. I., page 425. [H. J. McD.]

cular exercise carried so far as to induce fatigue. This alone is able to deaden the susceptibility of the newly acting organs which excite the economy; exercise alone, by requiring matter for the repair of the muscular waste it causes, withdraws a stimulus from the genital organs, and induces sound and refreshing sleep.

VARIETIES OF ABUSE.—I think it will be useful for me to give a few details, respecting the different kinds of abuse which have come under my notice, and of which I have seen the hurtful influence on the genital organs. I shall omit all such remarks as have not a strictly practical bearing.

We have already seen the dangers to which compression of the urethra, to prevent the discharge of semen during ejaculation, may give rise (case thirty-five.) In the case I have related, it seems likely that a rupture took place in the mucous membrane, because the patient felt, at the instant, an acute pain, and the following day a discharge commenced, which continued until the application of the nitrate of silver. Soon after the commencement of the discharge, involuntary seminal emissions occurred, attended with serious symptoms. It was immediately behind the glans that this patient compressed the urethra, and it is quite conceivable that the sudden and violent distention of the canal might cause a tear in the mucous membrane. But this is not always the case; one of my patients writes as follows:—"At the age of fourteen, I practised masturbation three or four times a week, and sometimes, frequently during the day. In order to prevent the discharge of semen, I compressed the root of the penis firmly. Nothing escaped at the time, but I soon observed that the semen was discharged with my urine, the first time I passed it. I followed this practice for about two years."

Diurnal pollutions soon appeared, and grew more and more serious. The remainder of the case presents nothing which is not met with in all cases of spermatorrhœa. What I wish to call attention to here, is, that the compression was made close to the orifice of the ejaculatory ducts, and that the patient thought at first that his manœuvres were not followed by any loss of semen, although he at length discovered the contrary. Fournier and Bègin report a similar case.* It was that of a young man, who, at the moment of ejaculation, compressed the most remote parts of the urethra, so that not a single drop of semen could escape. Yet the result was the same as in ordinary cases. Notwithstanding his precautions, his strength diminished, and his disorder made just as rapid progress as if the seminal emission had been perfect.

The following is even a more remarkable case. I shall allow the patient to speak for himself. "I am thirty-two years of age, and I have had nocturnal pollutions from the age of fourteen; I have also suffered from discharges while at stool, for ten years. The cause of these pollutions cannot be referred to masturbation, for I have not

* Dictionnaire des Sciences Medicales, Art. Masturbation, page 125.

practised it twenty times during my whole life. The pollutions are rather owing to reading obscene books, for they commenced soon after. At first, ejaculation was preceded by dreams, and accompanied by active erections and acute sensations, the semen being ejaculated with force. I tried various means to prevent these discharges. I have slept, during whole nights, with my penis dipped in cold water, or compressed between two pieces of wood formed on purpose. I have tried to keep myself awake in order to prevent an emission, because, when I succeeded, the following day I felt stronger, but after two or three nights, sleep always overpowered me; I often awoke, however, in sufficient time to prevent the catastrophe of my dreams, but frequently it was too late; on such occasions, to delay the discharge or to render it less copious, I compressed the base of the penis firmly; but it seems that these compressions greatly injured the parts, without preventing or diminishing the discharge, which took place inwardly, as I have often been convinced by inspecting my urine. From that period the pollutions have no longer been preceded by dreams; and the sensations have left me, so that I am not now aroused from sleep. My erections diminished, and have even, latterly, ceased entirely. For three years erections have rarely accompanied the emissions; when they do occur I am always less fatigued.

“There is one thing which I have not been able to understand, and which will, without doubt, appear absurd to you; it is, that I experience pollutions without erection, sensation, or the escape of semen by the urethra. I believe that the discharge passes in a retrograde direction, and becomes mixed with urine, because, the next morning, I find little globules, a cloud and filaments, in that fluid, just as when I formerly prevented ejaculation by compressing the root of the penis; whilst my urine contains nothing during the day, or the next morning when I have not experienced these pollutions. On waking, I am perfectly aware of what has occurred, by the sweat that covers my face, the fatigue I feel in all my limbs, the headach and dazzling that affect me, the dark circles that surround my eyes, &c. I have tried cold and iced applications, with slight benefit. For some time the pollutions were rarer, and were accompanied with erection and sensation; but soon they became as before, and emission did not take place outwardly. These internal pollutions have always been the most weakening. Whenever I succeed in passing the night without sleep, my urine is transparent in the morning, and I feel strong. After several nights without sleep, I generally have an energetic emission, which fatigues me little; but soon those without erection and without external discharge return, and then I always feel worn out on waking.”

This patient's medical attendant would not believe in the possibility of pollutions without external discharge; but it seems clear that the patient really had internal emissions without perceptible discharge; that is to say, that the semen passed into the bladder, and was dis-

charged with the urine as had occurred before when ejaculation was prevented by pressure on the perineum. This compression was made in front of the ejaculatory canals, and was very often repeated. It seems, therefore, likely that it was the frequent repetition of these manœuvres that, at length, caused the spontaneous passage of the semen into the bladder. But this is a question to which I shall have occasion to return.

Yet all these manœuvres scarcely differ from the various means recommended by some surgeons for preventing nocturnal pollutions; and we may thus perceive how little confidence is to be placed in the instruments invented for that purpose, and the inconveniences to which they may give rise. It seems likely that the dangers would be nearly the same, in whatever part of the penis the compression is made; except that if there be sufficient space in the urethra, between the point compressed and the ejaculatory ducts, to contain all the semen, it would be discharged directly the compression is removed. When, on the other hand, the compression is made immediately in front of the orifice of the ejaculatory ducts, the semen flows back, at least, in great measure; so as to induce the patient to believe that the discharge has been stopped, or at all events, in great measure diminished, and to induce a degree of security which leads to further abuses.

But to return to the description of the abuses which have been admitted to me by so many other patients.

One of these informed me, that about the period of puberty, while hanging one day by his arm, he experienced an energetic erection accompanied with pleasure, and that by his efforts to raise his body, he caused an abundant seminal emission. This was the first. The next day he repeated the same motions, and noticed the same phenomena, and from that time he knew no other pleasure. From the principles which had been early instilled into him, he would have thought himself degraded by connexion with a female, or by the least manual contact with his genital organs; but his conscience was quiet with regard to these practices, because they had not been forbidden him. He continued, therefore, to hang by the hands, from the furniture, doors, &c., without being suspected by any one, and fell, by degrees, into a state of debility and wasting, equal to those caused by the most unbridled masturbation. After a time, from weakness, the patient lost the power of hanging, and his voluntary emissions ceased; but they were soon replaced by nocturnal emissions, which were very difficult of cure.

The following are a few passages from a letter I have recently received. "Being of an ardent temperament, I abused myself, from the age of eight years, by practising masturbation, or rather, by still more hurtful manœuvres. By compressing the penis between my legs, or against the seat on which I was sitting, I produced excitement, which was commonly followed by the discharge of a few drops of a viscid and transparent fluid. This practice I repeated several

times a day, up to the age of sixteen, when I ceased entirely, having been frightened by the discharge of nearly pure blood, which occurred several times. From this time I only sought natural enjoyments, but I found it impossible to obtain a complete erection. This state was attributed to weakness, and was combated by tonics, stimulants, and even irritants of all kinds, which have done me much injury. I used also, cold bathing and cold lotions."

I have seen an officer of high rank who had fallen into the same condition, from the practice of similar manœuvres. He experienced his first sensation against the leg of a table, at the early age of ten years, and continued for several years to employ the same means. I have already related the case of another child, who allowed himself to slide down a wooden pole, and the deplorable influence which this circumstance exercised on the remainder of his life.

In a few of my patients, horse exercise caused the first seminal emissions. I shall relate, by and by, the case of one of these who knew scarcely any other pleasure, and who became quite impotent at the age when virility is generally greatest. The extreme susceptibility which the genital organs manifest at the period of puberty, should prevent horse exercise from being commenced about this period, as is usually done. It should be begun a few years earlier, or a few years later.

I have already spoken of the danger of allowing children to sleep on the abdomen, (see case thirty-three) I should add, that many of my patients thus contracted habits which ruined their health. Independently of the inconveniences to respiration, digestion, &c., which arise in this position, erections are favoured. The least friction awakens new sensations, and once on the track, progress is soon made. Sometimes recollections have caused the choice of this position; of this I have related a remarkable example, (see case thirty-four) at other times, scruples early instilled by a sage foresight, but which the violence of the impulse has at length succeeded in eluding, have induced it. Thus, I have been told respecting one of my patients, that he would suffer death rather than defile himself by touching the genital organs, yet, for five or six years, he seldom passed a night without working his own destruction while lying on his abdomen. It is not necessary for me to enter into a description of the other means by which patients have sought to satisfy their genital impulses, without transgressing the religious and moral principles which had been taught them from infancy. Suffice it to say, that if they have succeeded in satisfying their consciences, they have not succeeded in preserving their health.

But to abstain from all direct action on the genital organs, is not always sufficient to preserve the patient from serious disorders. A purely nervous excitement, awakened by the other senses, or directly produced by erotic ideas, may bring the same results as the worst abuses if prolonged or repeated erections are caused by it. The following are a few such examples:—

A student, aged twenty-two, born in Switzerland, of sanguine temperament, and great muscular power, fell into the most complete state of impotence, after having been for some time exposed to ungratified excitement. He had never practised any solitary vice; but violent and prolonged erections came on, and were produced during the day by the influence of the memory. These erections caused abundant and frequent nocturnal pollutions. Absence put an end to the excitement. The nocturnal pollutions diminished by degrees, and at length ceased entirely. Yet this patient fell into the same state of impotence as if he had committed the greatest excesses in masturbation, and at the same time preserved the appearances of health and strength. The cause of his impotence was evident on examining his urine, and causing him to watch for diurnal pollutions while at stool, but the cure of these pollutions was only perfect after two years' treatment.

I have seen another case of the same kind, in a young man who passed from a state of habitual priapism to one of absolute impotence, without any other cause than violent excitement of the genital organs by an ardent attachment; he had never given way to excess of any kind. I shall record by and by another case of the same kind. I also had under my care an English officer, who left Calcutta in perfect health and arrived in London completely impotent, after having suffered during two months from almost constant erections, excited by the presence of a female on board ship. This state so opposed to that which had preceded it, continued for two years—the whole of this time not being marked by the least sign of virility. It is scarcely necessary to add, that this state was produced by diurnal pollutions.

I related a case a few pages back, (page 128) in which nocturnal pollutions were caused by reading an obscene book; I have seen a multitude of cases of this nature. From these I conclude, that in certain very excitable individuals, reading such works, the sight of voluptuous images, lascivious conversation, in a word, all things that can excite or keep up irritation in the spermatic organs are capable of producing the same effects as actual abuse, even when the will is sufficiently powerful to prevent the thoughts from leading to the acts. On the other hand, an abundant secretion of semen with importunate erections, irritation of the urethra and prostate always results under such circumstances; and these favour the occurrence of nocturnal and diurnal pollutions as serious, and perhaps more difficult of cure than those produced by masturbation, because it is impossible to act directly on the memory or the imagination.

It is not sufficient then to prevent all material action on the genital organs; it is necessary also to prevent all erotic excitement of the senses and all concentration of the ideas on lascivious objects. Fortune's favours are so distributed that numbers live in absolute indolence without being blamed by the world, because they demand nothing of any one. This inaction produces results, the only remedy for which that I am aware of, is daily fatigue of the body by various kinds of exercise.

EFFECTS OF ABUSES.—The effects produced by the different kinds of abuse of which I have been treating, vary according to the age of the patient, his idiosyncrasy and the different organs chiefly affected. I have laid particular stress on the causes which may lead to bad habits some time before puberty; I must now consider their effects during this period.

The symptoms arising from masturbation in the child have been always hitherto confounded with those produced in the adult; they present certain distinctive characters, however, which require our consideration. However young they may be, children lose flesh, and become pale, irritable, morose and passionate; their sleep is short, disturbed, and broken. They fall into a state of marasm, and at length die, if not prevented from pursuing their courses. Examples of such a termination are so well known that I forbear to quote them.

Analogous symptoms are shown in the adult—follow nearly the same course—and may lead to the same termination; but in infancy more or less severe nervous symptoms are superadded, which are not found in those who have commenced the practice after puberty, or which at least are not in the latter case manifested to the same extent. Such are spasms and partial or general convulsions, eclampsia, epilepsy, and paralysis, accompanied with contraction of the limbs; these phenomena were present in all the children whose cases I have noticed, and numerous similar facts have been published by different authors.

Contractions of the limbs have been well investigated by Dr. Guersent,* and he notices that they especially affect such children as are lank, unhealthy looking, nervous and worn out by bad habits.

The following case is sufficiently remarkable. In 1824 a woman brought her son, aged eight to the hospital St. Eloi: he had lost the use of his lower extremities for some months. The limbs were fixed, drawn together, and all the muscles contracted. The child was extremely thin and his intellect was much disturbed. Masturbation, the cause of all these disorders, had only been discovered by his mother a few weeks before she placed him under my care, but she had used every means she could devise to prevent it without effect. After two or three trials I found that it was of no use trusting to the strait-waistcoats and other means usually employed, and accordingly I determined to pass a gum-elastic catheter into the bladder, and to fix it so that the patient should be unable to withdraw it. The presence of the foreign body, excited inflammation of the urethra as I expected; when this occurred, I withdrew the instrument, but replaced it as soon as the inflammation had subsided. I kept up, in this manner, a constant state of inflammation for a fortnight, which rendered the parts so painful that the child was unable to touch them. This treatment produced more decisive success than I had ventured

* *Gazette Médicale de Paris*, Février, 1842.

to hope; within eight days the lower extremities had regained sufficient strength and mobility to allow the child to get up, and in another fortnight he was able to run about the wards. I then sent him away threatening him with a return of the same treatment if he relapsed. The pain caused by the catheter seemed to have removed all the other impressions, for his health continued good, and growth followed its ordinary course.

I have since employed the same means in many cases, with just as much success, and I think it more sure than any other, because it is impossible to rely on the patient's will, or on the assiduity of those who are appointed to watch over him. In children too, it leaves an impression on the memory which is often sufficient to destroy the empire of habit, and to prevent a return to the former manœuvres.

But to resume the consideration of the symptoms observed in children. In childhood, seminal emissions are never experienced, but nevertheless the patients fall into a state of marasm, to which some even succumb. These effects, like those observed under the same circumstances in the female, have induced some authors to leave out of their consideration the seminal discharges which are produced by the same acts at a later period. They have attributed the debility which follows all abundant discharges of semen, to the nervous excitement and convulsive motions, which usually accompany the discharge. The accidents observed before puberty are evidently only due to the effects on the nervous system; and, the same sensation accompanying *voluntary* emissions after puberty, it is natural to suppose that the nervous system plays as active part then, as in childhood. I willingly admit the importance of this nervous exhaustion in whatever manner it may be supposed to operate; and supposing, even that its action on the economy is just as important as during childhood, (which is not the case, as I shall presently show,) this is no reason why the actual discharges should not be taken into account, seeing that they greatly modify the character and consequences of the nervous disturbance.

I have already noticed that the symptoms produced by abuses during childhood present a spasmodic character; this character, without doubt, is derived from the predominance of the nervous system at that period, rendering children so alive to external impressions. This excessive sensibility also explains the great disorder of the economy which children suffer from such manœuvres. Deslandes* relates a case, showing that any action of the same kind may produce the same effects at this early age. He says "An observer worthy of credit, Dr. Nurambeau, has communicated to me the case of a child who procured himself similar sensations by drawing out the navel. His health became much disordered from the effects of this strange habit, which had such a power over him that coercive measures were

* De l'onanisme et des autres abus vénériens, Page 462.

required for its correction. It is worthy of remark that this patient showed neither erection, nor any other phenomenon of the generative organs, which at all referred to sexual intercourse." The organs of generation therefore, had no influence in producing the sensations experienced by this child; but the repeated titillation of a very sensitive part produced the same disorder as masturbation.

It was proved in the debates on a recent criminal trial that death may be caused by prolonged tickling the sole of the foot. Nervous disorder, arising from such proceedings, may then be carried so far as to cause death, and from this may be imagined the effects of the multiplied convulsive shocks which irritable children produce, by acting on the most sensitive organs in the economy.

Every excessive loss of semen also, even when unaccompanied by sensation, is followed by debility, and this may be carried so far as to cause death; I have related several such cases in the beginning of this work.

There exist then two distinct causes; nervous disturbance and debilitating discharges, and both these act at once, when seminal emissions are produced by the influence of the will. It is not to be wondered at, that both these causes should produce nearly the same symptoms, because they both weaken the economy. The action of the first on the nervous system is direct and immediate, and the symptoms that result from it are of a more spasmodic character. It is very easy to confound these two causes when they act simultaneously; but I have just shown that they can be considered separately. The following reason shows the importance of so doing.

Whenever we succeed in entirely putting a stop to the habits of abuse in children, we may make sure of obtaining their return to health, and that very quickly. This I have remarked in all the cases of children that have come under my care. I do not mean to infer that the disorder done to nutrition during the progress of development is easily repaired, but that the acute symptoms rapidly disappear, and that all the functions are quickly re-established. If the effects produced are active and serious they cease very rapidly, as soon as the cause is removed, and return to health becomes certain. Unfortunately matters do not follow so simple a course after puberty.

What I have just said respecting children, applies equally to females; this is easily shown by examining the cases in which excision of the clitoris has been performed for the cure of nymphomania. The state of these unfortunates must have been deplorable indeed, to justify the resort to such means; yet they recovered very rapidly.

Why in these two classes of cases, is the cure certain and the return to health rapid, as soon as the vice has been mastered? It is that the cause of the weakness immediately ceases to act on the economy. Why is it that so many men continue to waste away after they have entirely left off their habits of abuse? It is because diurnal pollutions have commenced, which are even more debilitating than the abuses which gave rise to them.

Dr. Deslandes and many others have discovered that there is a great difference in the conditions of persons who have practised masturbation for some time, and then renounced it: but they have not sought the explanation of this fact. It is, however, very important to know why some are cured rapidly and completely, while others continue to suffer and languish during the remainder of their lives. The symptoms experienced by the latter are those produced by diurnal pollutions.

But if we inquire why some should be affected by diurnal pollutions while others are exempt, we discover that we have been comparing two very different classes of patients. The one class conquered their bad habits by the force of their will; the other class were compelled to renounce them by impotence. The former resisted their desires while they were yet active; they required much perseverance and moral energy in order to succeed; the latter only left off as they were less tempted—the progressive decrease in their erections being due to the presence of undiscovered diurnal pollutions.

Such patients deceive themselves as to the cause of their changing their habits, and are astonished at not finding any benefit arise from such change. Some of them even remark to their medical attendants that it is after they have left off their mal-practices, that their health has become altered.

All these circumstances, embarrassing at first sight, are easily explained on a little reflection. At first the genital organs are healthy; the constitution is uninjured; no seminal emissions occur except those that are induced voluntarily; and the activity of the digestive organs permits a rapid repair of the losses. But as soon as irritation is set up in the spermatic organs, a large quantity of semen is secreted and escapes every day, and several times a day without the patient's knowledge; the digestion is disordered; the erections and voluptuous sensations diminish, because the semen is less perfectly formed; the provocatives are therefore weakened by degrees, and the patient renounces without difficulty, habits which only inspire him with disgust. He wonders that his health still continues to grow worse, for he has not discovered that he passes daily by often repeated evacuations, more semen than he formerly passed in a perceptible manner, and he does not take into account the difficulty felt by his economy of repairing these frequent discharges.

We must not then confound those, whose virility leaves them, with those whom the power of their will causes to recover, and we must not be surprised at seeing the alteration in the habits of each followed by very different consequences.

In order to make the distinctive characters of these two positions clear, I have laid stress on their most striking points, but there are numerous slight shades of distinction, which I have not mentioned. For instance, in some cases the two classes of phenomena occur successively in a very distinct manner, at very near periods. Many patients having corrected themselves once, find their health promptly

re-established. But when, after recovering their strength, they have relapsed into their former habits, on renouncing them a second time they obtain no benefit. These different results under apparently similar circumstances can only be explained by the occurrence of diurnal pollutions in consequence of the return to habits of abuse.

Case thirty-one is a clear and perfect proof of the correctness of this explanation; the patient recovered twice after having twice conquered his passion, but the third time he only gave it up through disgust, and his health continued to deteriorate until cauterization arrested the diurnal pollutions from which he suffered.

There are many circumstances which interfere with the good resolutions of those addicted to masturbation. After a few days of absolute continence, attained with much difficulty, they frequently suffer from nocturnal pollutions, the more frequent and the more abundant in proportion as the spermatic organs have been much irritated: the patients always feel more debilitated by these involuntary discharges, than by those which they previously excited. Instead of combating these pollutions by suitable means, or after having employed one or two plans unsuccessfully, they think they will be able to diminish the evil by recurring to their former habits at distant intervals, and they thus relapse, increasing still more the irritation of the parts. Soon after diurnal pollutions commence, and rapidly produce their effects, but as these are not discovered, the patients rejoice to find the nocturnal discharges gradually disappearing. But their health daily grows worse; this they cannot comprehend, and are frequently led to imagine that they have mistaken the cause of their disorder.

Sexual intercourse has been generally recommended in such cases, and sometimes with advantage; but this means is like all others, the patient must be able to employ it, and even then it is necessary to distinguish the circumstances in which it is hurtful, from those in which it is advantageous. Very often the patients find intercourse impossible; while on the other hand, many of those who have been able to accomplish the act, have had an exacerbation of their symptoms as the result.

Whence arises this difference of result, in individuals placed in apparently similar circumstances? Some have diurnal pollutions kept up by the irritation of the organs, while others are exempt from them.

All authors consider masturbation to be one of the most frequent causes of hypochondriasis, but the reason why this affection continues so long after the patients have left off the habit has not been hitherto explained. If it only arose, as has been supposed, from weakness of the system, or disorder of the nervous functions, how is it that the various modes of treatment employed—the travelling, exercise, and amusements of every kind, should produce no effects? In every case of this nature that I have met with, I have found the hypochondriasis kept up by diurnal pollutions, which were unsuspected by most of the patients; the intellectual and moral faculties, together with the digestion, sleep, &c., improved in such patients in

proportion as the pollutions diminished, and the return to health was complete as soon as they had entirely disappeared. The thirty-second case is a remarkable instance of this kind, and shows the strange monomania which accompanied hypochondriasis, as well as the rapidly beneficial effects derived from cauterization of the urethra. Many authors have noticed the indifference which persons addicted to masturbation show towards the opposite sex. This sentiment is, indeed, very common in those who have carried their abuses to a great extent; but I do not think it arises, as has been stated, from the long habit of solitary vice; at all events, I can assign a more direct cause for this indifference, viz: the *relative* impotence of the patients, I say, *relative* impotence, because they possess sufficient power of erection to permit the practice of masturbation, but not enough to admit of sexual intercourse; and such patients seldom manifest any dislike to the opposite sex until they have experienced several disappointments, the remembrance of which constantly haunts them. Their views change immediately that the diurnal pollutions which kept up this impotence are arrested.

Effects of Temperament, Idiosyncrasy, &c.—The effects of abuses vary much in their characters and intensity according to the individuals attacked. Some persons are uninjured by the most unbridled abuses, even when long continued, whilst others are very quickly disordered by slight abuse. In this respect I have witnessed very opposite cases with every variety of intermediate degree.

Temperament seems to have little influence in producing this inequality of resistance. Strength or feebleness of constitution is not of so much importance as might be supposed. The very unequal power of the genital organs, affords the only satisfactory explanation. I shall refer to this point more fully when treating of venereal excesses.

Idiosyncrasy; in the same individual all the organs are not equally affected by abuse; this is shown by the frequent predominance of certain symptoms which give to the case a particular appearance and are apt to lead to grave errors of diagnosis and treatment. I have related many cases in which this occurred. The presence of special symptoms, whenever a generally debilitating cause acts on the economy, arises from inequality of development, or of activity, existing in certain organs. I shall, at present, only consider the direct and immediate action of abuses on the genital organs, so as to show the mode in which they produce nocturnal and diurnal pollutions.

Urethral discharges.—Attacks of blennorrhagia are more frequent in persons addicted to masturbation, than is generally supposed. Cases of this kind have frequently fallen under my notice; in the greater number of these patients the discharge was small in quantity, viscid, and nearly transparent, or very slightly coloured. It scarcely differed in appearance from the prostatic secretion. But in many patients the discharge was abundant, more or less coloured, and attended with pain in the urethra, especially during the passage of urine. Several suffered from all the symptoms of a contagious

blennorrhagia; in others the same symptoms recurred two or three times, and in one patient the discharge re-appeared as many as five times, always from the same cause. It is worthy of notice, that there existed a kind of intermittence in the habits of the last mentioned patients; after having been moderate or even quite continent for some time, they re-commenced masturbation with fury, and the urethral discharges supervened on these relapses. Two of my other patients suffered from stricture of the urethra after one of these attacks of blennorrhagia, just as occurs after contagious blennorrhagia, and in one of these cases, the stricture was very tight and very difficult of cure.

I should remark, that I am now speaking of patients who had never had sexual intercourse, and that I leave out of the question such as had suffered from cutaneous affections, in which the urethral mucous membrane might have participated. I must add that thirteen of such patients had not reached the age of puberty when the discharges occurred.

These discharges not having been excited by any virus or by any constitutional disposition, must be referred to the effects of masturbation. Many of them having occurred before the age of puberty, it is evident that they could not consist of semen.

Prostatitis.—Several of my patients suffered from retention of urine after the most frightful abuses; and it was necessary to relieve some of them with the catheter. In one patient an abscess formed in the prostate, and discharged through the perineum.

Cystitis.—I have related many cases of acute and chronic cystitis of which masturbation was the sole cause.

Emissions of blood.—Some of my patients had carried their passion so far as to provoke emissions of pure blood, or of semen mixed with blood. Authors contain many such cases, which show that the pathological condition of the urethra, has extended itself to the lining of the seminal vesicles. Other patients suffered from more or less severe attacks of hematuria; many experienced irritation of the bladder and kidneys, attended with an abundant secretion of bloody urine and constant desire to pass water; sometimes even micturition was involuntary. Thus the inflammation, or irritation caused by masturbation, may, like that accompanying blennorrhagia, extend by degrees, until it reaches the kidney. It will be easily believed that the irritation does not extend in this direction only.

Orchitis.—I have seen several cases in which the patients suffered from acute attacks of orchitis, after furious masturbation; and frequently such orchitis has required very active treatment for its relief. In one case the patient had not reached puberty when this occurred. In many such cases no doubt accessory circumstances existed, although the patients attributed the development of the orchitis only to masturbation. Others more slightly affected experienced pain in the testicles and spermatic cords, accompanied with swelling of the epididymis. Others, again, suffered a painful sense of tension. They

felt as if the testicles were held in a vice or squeezed by a hand of iron. In many, the least contact of the parts with the clothes was insupportable, and the weight of the testicles caused very severe dragging pain. In all such cases the patients were obliged to wear suspensory bandages, and often to guard the testicles from friction, with cotton, wool, or swansdown.

These symptoms which I have considered separately, generally occur together, and often form varying groups which present special appearances depending on the predominance of one of the symptoms. Sometimes the patients mention one circumstance only, because that one alone has attracted their attention; but when questioned, they recollect many others which appeared trifling by the side of the more serious one. It is also important to remark, that diurnal pollutions generally follow very soon after the appearance of these symptoms, and that the patients are a long time without discovering them, and sometimes only detect them when taught what to expect.

The more we reflect on these morbid phenomena and the course of their appearance, the more striking is the resemblance between the effects of excessive masturbation, and those of blennorrhagia. I admit that the symptoms do not always present the characters of well marked inflammation, but they at least show those of active irritation of the parts. It is easy enough to give a clear explanation of what passes in all cases of this kind, with perhaps some slight shades of difference. The testicles secrete more semen, which is imperfectly formed; the seminal vesicles participating in the state of irritation of the neighbouring organs do not easily bear its presence; they contract more readily, as they are more easily affected by external impressions. Hence it becomes more and more difficult to avoid nocturnal pollutions; after a little time diurnal pollutions occur and become more and more frequent and abundant; that is to say, there is a constant disposition in the seminal vesicles to contract spasmodically and expel their contents.

On the other hand, the semen, ill secreted by the testicles, and remaining a shorter time in its reservoirs, becomes thinner and more watery; and by degrees, as it loses its physiological characters, it also loses its normal properties; it becomes, therefore, unfit to produce its effects on the seminal vesicles. The erections are consequently less energetic and less lasting, and after a time incomplete and fleeting; whilst in the end, in severe cases, they disappear altogether. Hence the embarrassment and timidity of such patients in the company of females, and the fear they experience of finding themselves in a position to expose their impotence; and hence their indifference and even aversion for the sex, and the constantly increasing difficulty they experience in changing their habits. Such abuses then, because their effects remain long after the habits have been altered, bring on symptoms, of which the cause is unsuspected. This is the reason why the health of some continues to deteriorate, whilst that of others is re-established as soon as they have renounced

their mal-practices; this is why tonics, aphrodisiacs, cold bathing, and iced drinks, produce effects so different from those expected.

There are undoubtedly cases in which the spermatic organs are weakened and relaxed; I shall relate several instances of this in a future chapter; but we shall then see that such a state arises from primary relaxation of habit and rather from want of use of the organs than from their abuse.

In concluding my remarks on the subject of masturbation, I may observe, that it is the most dangerous of all vices of this nature, because it is the most difficult to discover and to prevent, and because it does not require any assistance for its consummation. From the cases I have seen, I conclude that the irritation excited by such manœuvres very easily induces involuntary discharges; that the appearance of nocturnal pollutions in those who attempt to abandon the vice often causes them to return to their former habits, and that the diminution of virility which follows, far from favouring the patients' amendment, frequently hinders it by proving an obstacle to their having sexual intercourse, while it does not prevent them from continuing their bad practices. This circumstance is a powerful cause of the disorders which attend such as are reduced by vicious habits.

CHAPTER VII.

CAUSES OF SPERMATORRHOEA.

Venereal Excesses.

I consider venereal excesses to consist of all sexual intercourse carried beyond the actual wants of the system.

CASE XXXVI.

Nervous temperament—Excessive intercourse at the age of twenty-one, continued during eighteen months—Increasing derangement of health—Symptoms of gastritis, and of disease of the heart—Repeated abstraction of blood—Nocturnal and afterwards diurnal pollutions; milk diet, &c.—Acupuncture followed by perfect recovery.

Whilst in Paris, in 1822, I was called in consultation with MM. Dupuytren, Broussais, and Recamier, to consider the case of a young man who was supposed to be affected with cardiac disease, accompanied with chronic gastro-enteritis; we could not quite agree on the importance of the two orders of symptoms, but the indications appearing the same in each, a course of treatment and regimen was determined on, which I undertook to put into execution. Before proceeding, however, to repeat the abstraction

of blood, which had already been practised several times, and from which the patient had never experienced relief, I questioned him further. My opinion respecting his disorder changed from the information I then received. The following are the facts:—

M. E. B—— was short, thin, and very dark; of a nervous temperament, and an ardent and bold character. His parents were healthy: he had been early inured to exposure to the weather, and to the rudest exercise; and by an active life had avoided all bad habits, as well as all commerce with women.

At the age of twenty-one he married, and during eighteen months, carried sexual intercourse to excess. At first, all his functions became more active; he felt gayer, and more energetic; and his appetite was much increased. But after a time, this excitement began to diminish, and by degrees gave place to the opposite state. His sleep was broken and unrefreshing; he felt heavy during the day, and his thoughts constantly wandered; his digestion became disordered, and he lost flesh as well as intellectual activity and muscular power.

Intercourse being for a time prevented by the occurrence of pregnancy, these first symptoms disappeared, but they returned some months after delivery, and from that time rapidly increased. The use of nutritive and abundant food, in place of repairing the patient's strength, increased his digestive disorder; stimulant drinks, taken with the intention of assisting digestion, only excited irritation; severe attacks of indigestion occurred, and brought on gastritis, which was combated by leeches to the epigastrium and anus. Obstinate constipation came on, and after a time was succeeded by diarrhœa. Feelings of suffocation next came on, with palpitations, which seemed to threaten disease of the heart. These symptoms were treated by further abstraction of blood. At the same time the patient's venereal desires grew weaker; his erections diminished; ejaculation took place more and more rapidly, and scarcely excited any sensation. The acts of coitus were several days apart, and sometimes did not take place for a week or fortnight.

A second pregnancy afforded several months of absolute cessation from intercourse; but this time the patient did not regain his health. Nocturnal pollutions had commenced; these he regarded as the results of continence; but coitus, however rarely practised, always increased his weakness; the nocturnal pollutions diminished, and then disappeared entirely, but still the palpitation and digestive disorder continued to increase. The coincidence of these circumstances led the patient's suspicions from the true cause of his disorder. He attributed the inactivity of his genital organs to the extreme weakness of his system, which he thought arose from the leeching and diet he had been subjected to, and, consequently, omitted to speak of his impotence to his medical attendants, who, on the other hand, knowing that conjugal intimacy had ceased, did not inquire further. These symptoms increased, until, at the age of twenty-five the patient came to Paris. He had then suffered during three years. The following were the symptoms:—

Excessive emaciation and pallidity: considerable tenderness of the epigastrium; the abdomen constantly distended by flatus; tongue red at its borders, and towards the point; anorexia; digestion of animal food almost impossible, and that of vegetables difficult, and accompanied by flatulence and flushing of the face; obstinate constipation alternately with diarrhœa;

flatulent colic, often sufficiently alarming, returning at variable times, and without apparent cause. These colics commenced by rapid distention of the stomach with flatus, accompanied with spasm in its cardiac extremity, and in the large intestines, with oppression at the diaphragm threatening suffocation. The palpitations, together with the precordial anxiety, then became doubly severe, sudden congestion in the head took place, the shivering which had been present before gave place to a burning heat, followed by abundant perspiration; after a longer or shorter time a sudden discharge of flatus occurred, both by the mouth and by the anus, which was followed by softening of the addomen and immediate relief. The general prostration which followed these attacks was proportioned to their intensity and duration. At the same time, the patient suffered from constant palpitation of the heart, increased by any exertion, by any excitement, physical or moral, and especially by the process of digestion. The heart's action was rapid and irregular, but not stronger or heard over a greater extent of the thorax than natural; and there was neither friction sound, nor bruit de souffle. The pulse was small and weak.

Besides these symptoms, the patient complained of general weakness, especially in the loins and legs, of a sense of lassitude, loss of memory, frequent sighing, irritability on slight contradiction, light, broken, unrefreshing sleep, and great sensibility to cold or damp.

These symptoms had been noticed by all the practitioners previously consulted. The following they had not discovered:—During the passage of the fæces, the emission by the urethra of a thick viscid, unctuous, slightly opaque matter; frequent desire of micturition, the urine being passed in small quantities, and with little force, the last drops thick and viscid; and after cooling, the urine being muddy and fetid, and depositing a flocculent, thick, whitish sediment; a feeling of uneasiness in the perineum, with pains in the spermatic cords and testicles, and spasmodic contraction between the sphincter and the neck of the bladder.

After reflection on these symptoms, I did not hesitate to attribute them to involuntary seminal discharges; and I accordingly prescribed iced milk mixed with lime water or spa water; vegetable diet; cold lotions on the perineum night and morning, and before and after defecation; an active country life with often repeated exercise of short duration.

On seeing the patient the following year, I found that these means had produced slight improvement, but that the progress towards recovery had been arrested for some time. I now, therefore, determined to try acupuncture. This I performed with two long needles, introduced about the middle of the perineum, so as to traverse the prostate in the direction of the ejaculatory ducts.

From this time the diurnal pollutions ceased almost suddenly; a few nocturnal emissions then occurred, attended by dreams, energetic erections, and acute sensations; the sexual appetite returned, the patient's desires became imperious, and his re-establishment progressed rapidly. During sixteen years, M. B—— has since enjoyed the full activity of all his functions—the gastric and cardiac symptoms have disappeared, together with the diurnal pollutions.

The lively interest which I took in this patient, made me discover, by dint of patient questioning, what had escaped the other practitioners he had consulted. At that time my attention had not been

attracted to the effects of diurnal pollutions, which I had no idea were so common or capable of assuming so serious an aspect. This case struck me forcibly: indeed, I may say, that it in great measure enlightened me, as to the cause of a crowd of symptoms of the same nature, which I met with in other patients, and that it led me to make the researches which I now publish.

In this case there was not the slightest complication. The first intercourse took place at twenty-one years of age; the constitution was remarkably robust, and the genital organs had been preserved from all abuse: thus, the orgasm which seized them carried their activity to the highest degree, and all the economy was for some time in a state of active excitement; all the functions were performed with more energy; the losses caused by the discharges, were rapidly repaired; and health continued in all its vigour. How then should danger be feared? The excesses were continued until the patient's health became disordered; and now, pregnancy having occurred, he had a period of rest, which caused these first accidents to disappear—showing they were only due to the venereal excesses. A second pregnancy, however, did not produce the same results—diurnal pollutions having already appeared. The local and general effects of these, with the errors of treatment that followed them, I need not comment on.

Milk diet and exercise produced slight, but very slow improvement, which had entirely ceased when I saw the patient a year afterwards. The same results did not take place after acupuncture; its action was rapid, and its results lasting. The spasmodic contractions experienced in the perineum, or rather between the bladder and rectum, that is to say, in the seminal vesicles, induced me to try this remedy. It struck me that these symptoms were purely nervous, and that habit had a good deal to do with their persistence. Success attended the trial, and the prompt action of the remedy can only be explained by the nervous disorder which it caused in the parts. Such a result made me hope much from the effects of acupuncture, in cases of spermatorrhœa, but it has succeeded in only a few; and by comparing the symptoms, the reason of this apparent anomaly is evident, seeing that, in most cases, diurnal pollutions are kept up by chronic inflammation, or acute irritation of the parts, and to remove this the operation has no power. Acupuncture too, does little good in cases of atony of the ejaculatory canals; so that there only remain such cases as are due to a purely nervous state, or a habit of spasm, and these are by far the least frequent. To these may be added cases in which the nervous disorder persists after the removal of the irritation, but these are still more rare.

I have, at present, before me, the memoir of a master of a school, who married very young, after having resisted all temptation to bad habits, but who yielded, as in the preceding case, to immoderate intercourse, of which he soon felt the effects on his health. This patient took nutritive food to keep up his strength, and stimulant drinks to

assist his digestion. An attack of gastritis resulted, which was treated by leeches, baths, and vegetable diet. Two months passed in an excursion to the mountains, re-established his health, but on his return, he relapsed into the same state; constipation supervened, and his intellect was weakened. Three times, however, he obtained considerable benefit during the vacations, which he passed away from his wife, but at last, nocturnal pollutions commenced, and he was obliged to resign his occupation. This case resembles the one just related, except that the head and stomach were the organs chiefly affected.

Simple cases like these are very common: they were even described by Hippocrates; but, however common they may be, they are very serious, and of much importance to society generally.

CASE XXXVII.

Robust constitution—Venereal excesses continued till the age of twenty-four—Chronic Inflammation of the bladder—Nocturnal and diurnal pollutions—Cauterization followed by perfect recovery.

Dr. D——, short, dark, and robust, of a lively disposition, and much addicted to sexual intercourse, practised great excesses, which he sometimes carried so far as to cause emission of blood. His health became disordered, his desires diminished, and at length ceased entirely. Notwithstanding absolute continence, his condition daily grew worse, and when he came to consult me, in 1832, at the age of twenty-five, he presented the following symptoms: great emaciation; face, pale and sad; eyes, sunken; urine, passed from twenty to thirty times a-day, and its discharge attended by scalding and lancinating pains in the neck of the bladder, the stream, small, weak, and crooked, and the last drops passed with difficulty, inducing spasmodic contractions of the neck of the bladder, and the expulsion of a thick viscid matter, which stopped at the orifice of the canal; the urine, abundant in quantity, muddy, and sometimes containing blood, always decomposing rapidly, exhaling a disagreeable smell, and throwing down an abundant deposit of thick and flocculent matter; a feeling of weight in the rectum, and at the margin of the anus; spasmodic contraction of the sphincters; habitual and obstinate constipation, notwithstanding the repeated use of lavements; defecation, difficult and painful, and causing the expulsion, by the urethra, of more or less viscid matter resembling semen, (this was easily observed by emptying the bladder before going to stool;) the passage of flatus sometimes produced a similar evacuation, but less abundant; the nocturnal pollutions, frequent at first, had been rare during several months; pain in the testicles and spermatic cords, diminishing by the use of a suspensory bandage; digestion, difficult and accompanied with the development of flatus, griping pains, and flushing of the face; loss of memory; intellectual excitement producing headach, dizziness, and noise in the ears; restlessness, contrasting strongly with weakness of the lower extremities; sleep, unsound, and often broken by calls to micturate; lassitude, greater in the morning than in the evening; catheterism, very painful from excessive sensibility and spasmodic contraction in the neck of the bladder.

From these symptoms I proposed cauterization; which was performed rapidly over the neck of the bladder, and more slowly over the mucous surface of the prostate; the pain was very severe, but diminished very quickly. The immediate effects of the operation presented nothing unusual; long continued baths, abundant drinks, and repeated injections, sufficed to relieve the inflammation produced. From that time, I lost sight of Dr. D—, until one day I met him accidentally; he was so changed, that I talked to him some time without recognition. His face was red and healthy looking, his voice loud and sonorous, and he had grown stout to a degree uncommon at the age of twenty-seven; his return to health had been slow but progressive, and was perfected without the use of any other treatment than the cauterization. He bore cold and damp with impunity, although, previously, he had always been very sensitive to them, and all his functions, without exception, were performed as well as before his illness.

In this case, an affection of the urinary organs accompanied that of the spermatic, and the seminal vesicles were probably in a condition similar to that of the bladder; indeed, the excesses had been several times carried so far as to cause emission of blood; abnormal irritability existed in the prostatic portion of the urethra; the spermatic cords and the testicles were the frequent seat of pain. The irritation, therefore, passed through the ejaculatory ducts and seminal vesicles to the spermatic cords and testicles.

To this irritation, the nocturnal and afterwards the diurnal pollutions must be attributed. The constipation too, undoubtedly, favoured the occurrence of pollutions during defecation; but the constipation itself arose from the irritation in the prostatic region, as was indicated by the spasmodic contraction of the sphincters, and the sensation of weight in the neighbourhood of the rectum, and at the margin of the anus. All the symptoms disappeared after cauterization—another proof that they all arose from the same cause.

In these two cases, venereal excesses acted alone in the production of spermatorrhœa. In the cases I am about to relate, such excesses were complicated with other causes.

CASE XXXVIII.

Three attacks of Blennorrhagia—Hypochondriasis—Danger of suicide—Recovery—Marriage a few months after—Change in the moral faculties—Disordered digestion—Constipation—Agitation—Insomnia—Fits of passion—Symptoms of mental derangement—Impotence—Nocturnal and diurnal pollutions—Cauterization followed by rapid recovery—Excesses repeated—Relapse.

M. N—, of strong constitution, and sanguineous temperament, passed his childhood without suffering from any disease, and attained a tall stature, and an unusual amount of strength. He rarely practised masturbation, and seldom had intercourse with women; at the age of twenty, he contracted blennorrhagia, which was cured in a month, by the use of copaiba. At the age of twenty-three, he had a second attack, which was treated like the

first, and cured in six weeks. At the age of thirty, a third attack occurred; this was treated by the same means, and cured in about the same time.

From this period, M. N—— experienced frequent desire to make water, and only passed a small quantity at a time; his digestion became disordered; constipation supervened; his venereal desires diminished; his sleep was disturbed and unquiet; and his character, previously very gay, completely changed. By degrees, he entirely separated himself from his friends; he sought solitude, and read only the most serious books. At length, he seemed pursued by an almost irresistible desire to commit suicide. His father having perceived this, took him to Paris, Switzerland, &c., in the hope that he would be benefited by change of scene; but whenever he passed over a bridge, or near a lake, or any precipitous place, he felt a desire to throw himself down. But these symptoms passed off by degrees, and at the end of six months, M. N—— resumed his duties as a notary, although he showed a somewhat dreamy air occasionally. Eighteen months afterwards he married, at the age of thirty-two. Sexual intercourse took place twice a-day for some time, but always very rapidly. At the end of three months, M. N—— experienced a great desire for motion and change, and considerable agitation. He sometimes showed an extraordinary degree of gaiety, but the least contradiction threw him into a terrible passion. His actions and his conversation had something strange about them. He even felt this himself, and frequently exclaimed "Absurd! I am losing my senses; I am becoming a fool." His wife became pregnant, and afterwards suffered from peritonitis; hence a long suspension of intercourse took place, with remarkable improvement in M. N——'s health. But after a few returns of intimacy, his digestion again became deranged, and his constipation returned and became more and more obstinate. A second pregnancy, by preventing intercourse, produced the same results as the first. But on again resuming intimacy, an indefinable sense of uneasiness came on in the patient's abdomen, which was habitually distended with flatus; he frequently complained of cramps; of pressure on the chest; of difficulty of breathing and palpitation. He felt suffocating; his head was hot; his face red and injected; his mind disordered—he constantly repeated "that he was lost." At times he rolled about and tore his clothes, and when in these paroxysms, there was considerable difficulty in preventing him from doing himself injury, and from breaking every thing within his reach. Friction on the limbs and abdomen, and warmth, appeared to relieve the fits. When they were over, the patient shed tears in abundance, and shut himself up for a long time, without seeing any one. Such attacks became daily more frequent, and were sometimes repeated several times a-day.

A remarkable change also occurred in M. N——'s intellect; his memory and power of composition diminished, and he was obliged to give up his profession. His writing even became changed, and was almost illegible. He neglected music, previously his favourite amusement, and his voice lost its brilliancy and correctness of tone. He was generally taciturn, though sometimes he showed extraordinary loquaciousness, and his conversation was unconnected. Being unable to sleep, he rose often in the night, and walked about the room nearly naked, and if kept in bed by force, he tossed about, complained of suffocation, and demanded every minute what time it was.

These symptoms seemed to point out a case of insanity. The patient was bled several times, and leeches were applied to the epigastrium and

anus; but abstraction of blood only aggravated his condition. Injections did not relieve his constipation; five or six were sometimes necessary to procure an evacuation.

The patient's linen being constantly stained by semen, sometimes mixed with blood, his attention was attracted to the genital organs; and he soon discovered that he had frequent nocturnal pollutions, without erection or sensation. He immediately informed his medical attendant of this fact, and that gentleman further discovered the presence of diurnal pollutions, both while at stool and during the emission of urine. He accordingly sent M. N—— to consult me.

I found the patient's urine thick and muddy, and containing a considerable deposit of semi-transparent granules, resembling grains of rice. I was unable to ascertain, certainly, the presence of seminal discharge during defecation, but nocturnal pollutions occurred almost every night; the discharge was very abundant, and often mixed with blood. On the 30th of December, therefore, I performed cauterization, from the neck of the bladder as far as the membranous portion of the urethra.

During five days, the urine was bloody; the patient's agitation was increased, and other accidents occurred, but from the sixth to the fifteenth day these symptoms rapidly diminished. The stools became more regular; the urine transparent, and the patient's sleep sound and refreshing. Enemata were, from this time, no longer necessary; the patient's bowels acted freely every day; his appetite increased; digestion was rapid; and his sleep became daily longer and more deep; the patient hastened to bed at night, and rose late; he seemed to be in a state of narcotism from six at night till nine or ten in the morning. By degrees, however, this desire to sleep diminished; the patient rose early in the morning, walked all the day, and went into society in the evening; he wrote well expressed and sensible letters; his character resumed its gaiety; and he was tormented by venereal desires.

Six weeks after the cauterization, all his functions were re-established; no discharge appeared in his urine; the nocturnal pollutions no longer took place, and no pollutions occurred during defecation. On the 12th of February, the patient returned to his family.

When M. N—— quitted Montpellier his health was quite re-established; I dreaded his return to his wife, but I was obliged to yield to the impatience of his relatives, after having explained to them the origin of my fears. M. N—— himself promised the utmost reserve, and for a short time he kept his word; but soon he committed further excesses which the irritable state of his organs would not bear, and at the expiration of two months, a change again commenced in his character. The nocturnal pollutions re-appeared, together with most of his former symptoms. Three months later, the patient again visited Montpellier.

From the time of the cauterization, his stools had continued free and regular; his sleep had been sound; his appetite large; and his digestion regular. He daily took long walks. His condition, therefore, was by no means so bad as at first; yet the nocturnal pollutions were repeated four or five times a week, and were very abundant; his

intellect was much disordered; and his speech was rendered difficult by a very decided stammering.

I performed cauterization a second time, but its effects were neither so marked nor so lasting. The period for the mineral waters having arrived, I recommended the use of those at Aix in Savoy, both in baths and douches. I learnt afterwards, that these means were employed without success; and that the disorder of the patient's intellect continued gradually to increase.

This case much resembles that of M. De S——, which I have related in my second chapter; page 29.

I have before me the histories of many cases like the preceding; I shall not report them in detail, because they are less characteristic and less serious than that of M. N——, and because I have, in a former chapter, spoken of the influence exercised by blennorrhagia in producing irritation of the spermatic organs. The following is a summary of the chief symptoms presented by such patients as have come under my care:—

After having had one or more attacks of blennorrhagia, more or less easily cured, the patients continued in good health so long as they contracted no permanent *liaisons*. In some of my patients, disordered health caused such *liaisons* to be broken off, the health becoming re-established by a prolonged continence; after which, slight intercourse again caused an obstinate urethral discharge. After having led a regular life for some time, such patients believed themselves sufficiently well to marry; but after a longer or shorter time, their health became deranged, although they did not think themselves committing excesses. By degrees, the intercourse became less frequent, the act very rapid, and after a time, quite impossible.

In all these patients, the impotence was the result of diurnal pollutions which had been sometimes preceded by nocturnal pollutions. The diminution of virility is attributed, by such patients, to their disordered health, to the regimen, or treatment employed to cure an attack of gastritis, of irritation in the chest, of palpitation, cerebral congestion, or of commencing disease of the medulla spinalis, according as such or such symptoms have predominated. Not only are the patients ignorant that their state arises from diurnal pollutions, but I have even found it difficult, in many cases, to make them believe that such is the case, because they have always thought themselves very moderate in their sexual intercourse.

If these observations be compared with those related in my second chapter; and if the pain and swelling which these patients felt in the spermatic cords and testicles, when they have not had severe attacks of orchitis following blennorrhagia, be taken into consideration; it will be evident that such inflammations may leave a particular susceptibility in the mucous membrane of the genital organs, which only awaits an exciting cause for its development: that slight excitement from sexual intercourse, rather frequently repeated, may set up an irritation in the tissues which the same act would not have produced

before the organs were thus affected: and lastly, that these tissues not being in the same condition, the individual must not reason from what he was able to do previously, to know whether he is committing excesses, or whether he is still within the limits of his powers.

It thus becomes evident, why the most serious and obstinate symptoms are developed after marriage.

I have already shown that masturbation may produce the same immediate effects on the spermatic organs, as the most violent blennorrhagia; I now proceed to show, that under similar circumstances, it may pre-dispose to exactly similar remote results.

CASE XXXIX.

Strong constitution—Masturbation at the age of seventeen—Serious disorder of the health, until twenty-six—Marriage—Rapid improvement—Gradual relapse after three years, notwithstanding the cessation of coitus—Seminal discharges during defecation and the emission of urine—Hypochondriasis—Inflammation of the genito-urinary organs—Cauterization—Rapid and complete cure.

M. C——, a land surveyor, of sanguineous temperament and large frame, practised masturbation with such fury that he brought on vomiting of blood, and became exceedingly weak, pale, sallow, and much emaciated. At the age of twenty, his extreme weakness, notwithstanding his height and the size of his frame, made him reform after three unsuccessful attempts. He relapsed, however, and the same cause continuing, during six years his health was much disordered. At the age of twenty-six he married.

During two years, intercourse took place daily, and frequently several times a-day, yet the patient's health improved rapidly and his vigorous constitution reached all the development of which it was capable.

In the course of the third year he perceived that his health became gradually disordered, and shortly after he noticed that he passed small quantities of semen while at stool. Soon the semen passed in larger quantities and his health became more and more disordered. At length, obstinate constipation supervened which rendered the seminal discharges still more abundant. They were accompanied with a slight, not unpleasant sensation.

The patient experienced a constant itching in the scrotum and perineum, although there was no appearance of eruption, and felt a sort of creeping which extended towards the bladder and the root of the penis. His digestion was difficult and attended by the development of flatus, and his stomach could only retain very light food, in very small quantities, his sleep was short and disturbed by frightful dreams, and on waking he felt lassitude, soreness of his limbs and depression of spirits; during the day his thoughts were sad;—he presented, in fact, all the symptoms of confirmed hypochondriasis.

He felt a constant desire to walk, but was soon tired; he bungled in his professional operations, lost his memory, and performed the most trifling calculations with difficulty.

When M. C—— came to consult me in the beginning of August, 1824, he had relapsed into nearly the same condition as before his marriage. He

had, however, totally abstained from sexual intercourse for more than a year, because his venereal desires and erections had almost ceased. The orifice of the urethra was injected and irritable; the scrotum flaccid, and the testicles large but soft. The urine was passed often and with difficulty; the first jet requiring considerable efforts for its expulsion; the last drops caused spasmodic contractions in the bladder, and neighbouring parts, and were thick and viscid, appearing like a thick solution of gum. The patient felt as if something always remained in his bladder. The urine was usually red and fetid, it deposited a thick flocculent cloud, which was sometimes accompanied with glairy matter, like white of egg.

These deposits I believed to contain semen, vesical mucus, and prostatic fluid, and their presence in the urine seemed due to chronic inflammation of the mucous membrane lining the prostate and neck of the bladder. The seminal discharges during defecation were more abundant than ever, these alone would have been quite sufficient to account for the patient's state.

I proposed cauterization as the best means of altering the condition of the affected tissues; and the patient consented. On introducing the catheter I found the canal extremely sensitive; the spasms were so severe, especially on approaching the neck of the bladder, that the whole of M. C——'s body was covered with a profuse sweat, and I found it necessary to delay the cauterization. Three days afterwards the same catheter was introduced with much less pain, and the urine having been completely evacuated I cauterized the bladder near its neck, and the prostatic and membranous portions of the urethra. The operation was performed rapidly and scarcely gave more pain than the introduction of the catheter; but it caused a kind of very acute pinching pain at the margin of the anus and in the rectum.

Soon after the operation the patient experienced a feeling of strength in the genito-urinary organs, which increased as the pain passed off. The constipation ceased spontaneously; the urine by degrees regained its colour and transparency, and at the end of the thirteen days the patient was compelled to return home. The journey (about sixty miles) did not produce any of the inconveniences I had feared; and two months afterwards I received a letter from M. C——, stating that he was perfectly well, and had recovered his strength, and the perfect use of all his functions.

This patient was not more moderate in sexual intercourse than he had previously been in his bad habits; yet marriage benefited his health. This change, which lasted three years, shows the great difference that exists between the effects of sexual intercourse and masturbation.

Why did not this improvement continue? Simply because the frequency of the acts exceeded the real wants of the patient; and because the organs had previously been weakened by serious and long continued abuse. This circumstance is enough to show how complicated the important question of marriage becomes in such cases. I shall by and by relate some others which will perhaps make those pause and reflect, who thoughtlessly recommend so serious an engagement as a remedy for masturbation.

Was there any semen in the urine in this case? The quantity of vesical mucus and of the prostatic secretion did not permit of a cer-

tain decision on this point. The last drops passed from the urethra were viscid like solution of gum, and abundant seminal discharges took place during defecation. In cases of this nature it is evident that chronic inflammation extends from the mucous surface of the prostate to the neighbouring tissues; cauterization is a certain means of getting rid of this with all the symptoms depending on it. Whether there be, or be not semen in the urine, the indication is always the same.

I have more than once referred to the connexion that exists between the neck of the bladder and the anus; this patient showed it in a high degree. At the moment of the cauterization he complained of a severe pinching pain in the rectum and at the margin of the anus; and in proportion as the inflammation was dispersed, the sphincters became relaxed and the constipation ceased spontaneously.

CASE XL.

Sanguineous temperament—Masturbation from fourteen to eighteen years of age—Marriage at nineteen—Immediate improvement in the health—Afterwards, disorder of the system—Hypochondriasis—Inclination to suicide—Symptoms of chronic gastritis, treated for six years with leeches, blisters, &c.—Nocturnal and diurnal pollutions—Frequent discharge of urine—Cauterization followed by rapid and complete cure.

M. C——, of sanguineous temperament, and robust constitution, at the age of fourteen was five feet six inches in height, and of great muscular strength: at this time he contracted the habit of masturbation at school, and continued it till the age of eighteen. At nineteen he married, although he was very thin, and weakened by his previous abuses; but he regained his strength by degrees, and applied himself to agricultural pursuits with energy and success. He had two healthy children, the first years after his marriage.

Nevertheless, although he had no cause for trouble, the patient's character changed by degrees. His gaiety and activity diminished, together with his strength and appetite. Sexual intercourse became less frequent. He suffered from nocturnal pollutions—rare at first, but afterwards more frequent. His stomach became disordered. He was constipated; his fæces were frequently streaked with blood, and during the straining necessary for their expulsion, he passed a considerable quantity of matter by the urethra, which he recognised as badly formed semen. He became careless, indolent, and timid; he neglected his affairs, and even the management of his farm. His affection for his wife and children diminished, and at length, he fell into a profound state of hypochondriasis, and thought of nothing but his health.

For six years, he was treated for a supposed gastritis, by the application of leeches, blisters, and issues; he was sent to the mineral waters, &c. He spoke of his seminal discharges to all the practitioners he consulted, but they were attributed to the gastritis, or his continence, even although he asserted that they were the cause of what he suffered. At length, at the age of thirty-five, he was sent to me by a young surgeon—one of his friends. He was then in a deplorable state of mind; his constipation was

obstinate, notwithstanding the habitual and immoderate use of enemata; spermatic discharges occurred during defecation; micturition was repeated as often as fifteen or twenty times a day; the stream was feeble and broken, and the excretion abundant and pale, generally containing a flocculent deposit. Nocturnal pollutions were frequent, and always occurred when the patient lay on his back, on which account he contrived a piece of wood to be fixed along the spine, to prevent him from assuming that posture. Catheterism was exceedingly painful.

I cauterized the urethra from the neck of the bladder as far as the bulb. The ordinary immediate effects took place; at the end of eight days, the inflammation had nearly subsided, and the erections were violent and prolonged, without pollutions; the patient's appetite returned; his digestion improved; his constipation diminished; his sleep became sound and healthy; his strength increased; and the emission of urine became less frequent. Within a fortnight, his erections had become importunate during the day, and almost constant at night, attended with erotic dreams, but no pollutions occurred after the cauterization. Recovery of strength was rapid; and the desire of occupation and business returned. The patient went home on the twenty-second day.

Four months afterwards, M. C—— wrote to ask me if he need go to the mineral waters as I had recommended him; he did not think it necessary, his health and strength being completely re-established.

This case scarcely differs from the preceding; I shall, therefore, only call attention to the obstinacy with which the supposed gastritis was treated. It is difficult to form an idea of the tortures which this patient suffered during six years, or of the variety of means which were put in practice to combat his disease. Of these, abstraction of blood by increasing his debility, and the application of blisters by the action of the cantharides on the genito-urinary organs, did the patient most injury.

CASE XLI.

Nervous temperament—Delicate health—Masturbation before puberty—Urethral discharge after sexual intercourse—Orchitis—Nocturnal pollutions—Absolute impotence—Injections with solution of nitrate of silver unsuccessful—Cauterization followed by rapid cure.

M. S——, a doctor of medicine, short and thin, and of nervous temperament, was subject, from infancy, to various nervous diseases. He was addicted to masturbation long before puberty, which occurred at twelve years of age, and he continued the practice until the age of sixteen. At this period he had sexual intercourse, and after several weeks of daily connexion, an abundant discharge came on, which he neglected for a long time. On returning to school, he felt pain in the right testicle, followed by acute inflammation, with considerable swelling of the spermatic cord. This was relieved by the usual means. The following year he experienced acute pain in the same situation, with a dragging sensation in the spermatic cords. These symptoms diminished by the use of a suspensory bandage, but the epididymis permanently acquired nearly double its normal size; the vas deferens continued very sensitive, and the urethra was irritable

From that date, darting pains, accompanied with spasms, were felt in the prostatic region during micturition, especially whilst discharging the last drops. Sexual intercourse always left a sense of weight and heat in the organs.

Before the occurrence of the urethral discharge, nocturnal pollutions had happened several times; these afterwards became more frequent, and after a time they took place without erection, emotion, or sensation. During two years, the patient's erections grew less frequent and daily more imperfect, and at length ceased altogether.

M. S—— for a long time treated the pollutions by hygienic means alone; contrary to his expectations, he found that a very hard bed invariably produced them, and that they were increased by any fatigue, especially by pedestrian exercise. He also found himself much worse after cold bathing. These circumstances made him suspect that the pollutions arose from a state of irritation.

All his organs were almost equally debilitated; and all his functions were badly performed, and with difficulty; his sleep was broken and unrefreshing; his temper dull and irritable. The least serious occupation gave him head-ach, and a desire for change; slight exercise induced fatigue; his eyes were very weak and injected.

On the 22d of February, 1836, the patient injected a solution of nitrate of silver (a quarter of a grain to the ounce,) into the urethra. About half the injection entered the bladder, and remained there for two hours. He passed a bad night, with acute pain, and had a pollution. On the 25th, he used another injection, stronger than the first; the same phenomena followed. On the 2d of March, he had another pollution. On the 6th, his urine was thick, fetid, sanguinolent, throwing down an abundant deposit, and giving acute pain during its discharge. Thirty leeches were ordered to the hypogastrium, to be followed by a hot bath and emollient cataplasms. The symptoms diminished under this treatment. On the 24th of March, another pollution occurred, and from this date, they took place as often as before; complete impotence was established. In this condition, the patient came to consult me at the age of twenty-three. His urine contained a white deposit, which led me to suspect that he had diurnal pollutions. In the beginning of July, 1836, I applied the nitrate of silver from the neck of the bladder as far as the bulb of the urethra. The usual phenomena occurred. A fortnight afterwards, all the inflammation had disappeared, and re-establishment had commenced. Six months afterwards, I received the following note from M. S——. "For five months my nocturnal pollutions have ceased—at least, I have only had one every ten days or fortnight, which appears inevitable, from my continued continence. My urine is perfectly transparent; my temper is improved, and I study with pleasure, and without fatigue. My erections have become frequent and long continued, which I fancy is the best proof of an absolute and permanent cure." By the use of sexual intercourse the patient's health continued to improve for two years, during which time I saw him frequently.

This patient told me that he had not practised masturbation more frequently than his companions, but he had commenced long before puberty, and his constitution was naturally weak. He also asserted, that he had been moderate in his first intercourse with the other sex,

but his organs had been previously weakened by premature abuse. These circumstances account for the disastrous effects produced by so few connexions, so soon left off.

A hard bed, cold bathing, and prolonged exercise, produced bad effects on this patient, which he explained correctly by referring the symptoms he experienced to a state of irritation of the organs, instead of one of atony.

The mode in which the inflammation extended from the mucous membrane of the urethra to the spermatic organs is very evident in this case; the painful spasm which was present in the neighbourhood of the prostate, the habitual irritability of the urethra and vas deferens, and the swelling of the epididymis, show clearly that the pollutions were maintained by a state of irritation. It is remarkable, that injections with solution of nitrate of silver should have caused so much pain, and produced cystitis without any permanent benefit, whilst the nitrate, applied in substance to the disordered tissues, completely changed their action, without producing any untoward results.

The cases I have related, show at once how far masturbation may weaken the most active genital organs, at the period of their greatest energy, and the necessity of taking into consideration the actual condition of the parts, in order to appreciate the effects of sexual intercourse.

I have so far shown that blennorrhagia and masturbation may leave a degree of irritation in the spermatic organs, or perhaps, a peculiar susceptibility easily increased by coitus. Hence it happens, that the virile power differs much, not only in different individuals, but in the same individuals at different periods.

Independently of the changes which may occur before the act, the organs may be temporarily exposed to others just as hurtful. And I now proceed to point out by two or three cases, the chief circumstances which may thus render coitus injurious.

CASE XLII.

Masturbation—Venereal excesses—Prolonged horse exercise—Blennorrhagia—Nocturnal and diurnal pollutions—Two cauterizations—Recovery—Premature excesses—Relapse—Cure by another cauterization.

M. T—, of robust constitution, and bilio-sanguine temperament, contracted the habit of masturbation at school. At the age of fifteen, he corrected himself, but committed venereal excesses. Still his health did not undergo any notable change until some time after, when he was obliged to pass the greater part of the day, and often part of the night, on horseback. After several months of this kind of life, he felt weight and heat in the perineum, with pulsation and darting pain at the margin of the anus. Hemorrhoids appeared, and his sexual feelings diminished by degrees, and at length entirely left him. He detested the sex; and became morose, taciturn, and irritable; all his functions were disordered; he felt cast down,

careless, physically as well as morally depressed, and sought solitude. At length he commenced the study of medicine.

A professor, whom he at first consulted, believed him afflicted with gastritis, afterwards with chronic enteritis; still later, he thought him hypochondriacal. In this condition, at the age of twenty-five, he consulted me. His symptoms were much the same as those I have related in so many other cases; but he had in addition, a constant urethral discharge.

I performed two cauterizations for this patient, six months intervening between them. The urethral discharge and diurnal pollutions disappeared completely; and his nocturnal pollutions became much rarer; he regained his embonpoint, and his former strength and activity.

Unfortunately M. T—— yielded with little discretion to the venereal desires, which resumed their empire over him. A relapse resulted, requiring another cauterization, which produced the same effects as the former ones, although more slowly. His health was afterwards undisturbed by any similar accidents.

The masturbation and venereal excesses which, in this case, preceded the long continued horse exercise, must be taken into account; they certainly pre-disposed to the occurrence of blennorrhagia and nocturnal and diurnal pollutions.

The mode of action of horse exercise on the genital organs is so evident, as not to require explanation. The fact is worthy of notice, because it explains the advantages or inconveniences of this exercise in cases of spermatorrhœa, according as they arise from atony or phlogosis of the spermatic organs.

The excitement produced by horse exercise must also be noticed as a circumstance which may deceive the patient. The signs of virility which it excites, are too often taken for natural desires. Even when these natural desires exist at the same time, they should not be satisfied while the organs are in a state of irritation and fatigue from riding, because the act itself tends to produce the same effects. Thus, the union of the two circumstances may produce more or less severe urethritis and its usual results. In the foregoing case, as in many others, I have seen irritation of the urethra accompanying the same state in the spermatic organs; this is a very common coincidence, and one very easily explained.

The relapse this patient suffered is worthy of notice on account of the difficulties which a convalescence from spermatorrhœa presents. Scarcely has the cure begun to progress, than the semen is retained longer in its reservoirs; it is consequently better formed, the more fluid part being absorbed; hence frequent, energetic, and prolonged erections are excited. A time may arrive when these will become weakening and hurtful; the testicles continue to secrete, and the seminal vesicles have only a certain capacity; evacuations must, therefore, take place; if normal ones be prevented they will occur abnormally, and the pollutions we are endeavouring to cure will reappear. Hence moderate exercise of the organs is the best tonic in

this stage of the case. A return to the exercise of their functions is, therefore, beneficial—indeed, indispensable. It is difficult for the practitioner to point out the exact moment when such return should take place, and for the patient to prevent himself from overstepping the bounds of the most importunate necessity. Unfortunately the same thing occurs in these cases, that we see daily after other diseases—gastritis for instance; when a little food is allowed, an excess would recall all the irritation of the stomach; but the patient often consults his appetite more than his power of digestion, and hence, disorder sometimes arises more severe than the first. In such cases, however, the meals may be watched, the food chosen, and the portions doled out. In the cases under consideration, such watching is impossible.

CASE XLIII.

Lymphatic temperament—Early and long continued masturbation—Horse exercise—Infrequent coitus—Urethritis—Repeated attacks of inflammation in the testicles—Frequent discharge of urine—Pollutions during defecation—Imperfect ejaculation—Two cauterizations followed by perfect recovery.

Berthelot, æt. twenty-three, of lymphatic temperament, the son of robust peasants, enjoyed perfect health during his infancy. Between the ages of ten and fourteen, he practised masturbation frequently with the other children of his neighbourhood, although he experienced little sensation, and did not pass any semen. At a later period, he addicted himself to the vice as often as two or three times a-day. Still his health underwent no alteration. At the age of twenty-one, he entered a cavalry regiment, and soon afterwards had cholera, on recovering from which, he was sent to his native village for change. He hunted much at this time, and was constantly on horseback. About three months afterwards, he had sexual intercourse once or twice a-day, and on the fifth day he experienced very acute pain in the urethra during the passage of urine, but no discharge occurred. He resumed his habitual horse exercise, but abstained from the use of alcoholic drinks. About two months later, B—— observed that he passed a considerable quantity of semen while at stool, even although his bowels were not constipated; and at the same time, his calls to urinate became more frequent and more sudden, so that he passed water eight or ten times a-day, and four or five times in the night. Soon afterwards, after a long ride, he felt pain in the course of the left spermatic cord, which soon extended to the epididymis and testicle of the corresponding side. Orchitis was established, but yielded to the usual treatment, leaving, however, a chronic enlargement of the epididymis. Afterwards the patient wore a suspensory bandage, rode on horseback again, and again practised masturbation. He now, for the first time, experienced an extraordinary change in ejaculation. Very little semen was passed by the urethra, although he felt internally a sensation which announced abundant discharge. The greater part of the emission remained in the urethra, and was discharged after the subsidence of the erection; even then the patient was obliged to assist its escape, by making pressure on the urethra. This occurred even during nocturnal pollutions. The diurnal discharges during defecation, and the frequen

desire to micturate continued; the patient's health became again disordered, and when he returned to his regiment, he was just as weak and thin as when recovering from the effects of the cholera.

After a few days active service, swelling again attacked the left testicle; this was relieved by rest and emollients, but frequently returned again, after slight horse exercise. Acute inflammation also attacked the right spermatic cord, epididymis, and testicle. The inflammation was dispersed by leeches, but enlargement of the cord and epididymis remained. Some time after, the patient complained of pain in his chest, sense of suffocation, and frequent attacks of digestive disorder, and on the 6th of August, 1836, he was admitted into the hospital St. Eloi, under the care of professor Serre, in much the same condition that I have so frequently described.

M. Serre cauterized the prostatic portion of the urethra, after which, the patient's efforts during defecation, together with the quantity of semen passed at stool diminished. Micturition became less frequent, and his digestion and moral condition improved. In this state I saw him, a month after the cauterization; hoping that the amendment would continue to progress; I merely prescribed cold ascending douches every second day. Some time after, I found a slight difficulty in passing a catheter into the bladder. The instrument was caught near the neck of the bladder by a band, which caused a kind of starting upwards of its point.

In any other part of the canal I should not have considered this obstacle worthy of notice, but its seat being near the orifice of the ejaculatory ducts, I questioned the patient further. From what I then learnt, I was induced to leave an instrument in the urethra for an hour, and to repeat this once a week. The ascending douches seemed to give tone to the rectum, and the introduction of the catheter, freedom to the urethra. The seminal discharges diminished, and remarkable improvement in all the functions took place. On the 15th of October, however, a pollution occurred during defecation, and was repeated on the 19th. At the same time, the desire of micturition became more frequent. On the 21st of October, therefore, I determined on again performing cauterization of the prostate, applying the caustic especially to the membranous portion of the urethra in front of the orifice of the ejaculatory ducts. This second cauterization perfected the benefit begun by the first. Defecation was performed easily, and the pollutions accompanying it ceased, the urine became quite transparent, and was passed at normal intervals in a full stream, and without pain. A few abundant nocturnal emissions occurred at intervals of ten and fifteen days, but they were always preceded by erotic dreams, and accompanied with lively sensations, the seminal emissions taking place very freely and entirely. And on the 6th of December, B—— left the hospital, having been quite well for more than a month. I advised him, however, to exchange from a cavalry to an infantry regiment.

Berthelot was of a very lymphatic temperament, and he had contracted habits of abuse four years before puberty. These circumstances must have had their influence in determining the effects produced on the spermatic organs. But the immediate cause of the disease is very evident. Coitus was only repeated a few times, but whole days were passed on horseback. Riding exercise aggravated the disorder, and produced relapses. To its effects on the perineum,

the urethritis, and the repeated attacks of orchitis must be attributed.

It was not by exposing the testicles to friction, as may at first sight be supposed, that the horse exercise induced orchitis; the inflammation commenced in the vas deferens, extended to the epididymis, and thence to the testicle. The action of the saddle on the perineum, therefore, increased the urethral inflammation, and favoured its extension to the neighbouring mucous membrane. The irritation extended, not only to the testicles, but towards the kidneys. The seminal vesicles were then in the same condition as the bladder, and presented the same phenomena—their situation between the ejaculatory ducts and the testicles, being the same as that of the bladder between the urethra and the kidneys. What passed in the bladder was only the exaggeration of what took place in the seminal vesicles. The influence of this phlogosis even extended to the spincters of the anus, since the expulsion of relaxed motions required considerable efforts.

I have already related (page 140) a case of nocturnal pollutions, in which no external evacuation took place, all the semen passing into the bladder, and being afterwards, expelled with the urine. This occurred in consequence of compression having been made on the perineum to prevent ejaculation. I have seen another case, in which the same thing happened after blennorrhagia, and Berthelot presented something similar, but in him all the circumstances were still more marked. There could be no doubt as to the observations he made during masturbation. He always experienced the same voluptuous sensations, which were accompanied by a kind of internal perturbation, and he observed the discharge at the time of only two or three drops of semen. After nocturnal pollutions, he constantly found on waking, a considerable quantity of semen in the urethral canal. These phenomena were easily observed, and he did so many times.

I have frequently seen the same effects take place in very long and tight strictures of the urethra; but in Berthelot, a No. 12 catheter passed easily into the bladder. The orifice of the ejaculatory ducts must, therefore, have been altered by some cicatrix in the neighbourhood of the verumontanum. The presence of this was made evident, by the slight deviation of the point of the catheter before entering the bladder. The presence of such a cicatrix, in this situation, indicates clearly enough that inflammation has been active near the orifice of the ejaculatory ducts; hence it may be supposed, that the effects of horse exercise on the perineum, must have contributed to its development, and to the extension of the inflammation so frequently to the testicles.

I have shown in another place (page 92,) that horse exercise may contribute to produce diurnal pollutions, by its action on the margin of the anus causing obstinate constipation; and I have also pointed out that it may have very injurious effects about the period of puberty (page 143,) by inducing accidental emissions, or leading to bad habits. These cases, with those I have just related, show that horse exercise

may cause hurtful excitement of the genital organs : first, by inducing obstinate constipation ; secondly, by producing abnormal excitement, which may lead to abuse ; thirdly, by rendering coitus irritating ; fourthly, by increasing irritation previously set up by recent excesses.

I do not pretend to assert, that horse exercise often produces such unfortunate results, but it is important to know how and under what circumstances they may be produced—in a word, what influence horse exercise may have in causing spermatorrhœa. All that I have now said of course applies to the other exercises which act on the genital organs, and whose action, though less energetic, may be more prolonged.

Every one knows the effect produced by long journies, even in the easiest carriages. The increase of temperature which all the parts that bear the weight of the body experience, and the continual shaking to which they are submitted, excite importunate erections, which are commonly followed by fatigue and irritation. The increased flow of blood often suffices to reproduce urethral discharges which had ceased for some time. I have been consulted many times in cases of this nature—indeed, there are some persons who cannot pass a few days in travelling, without having a slight gleet. These effects are not equally severe in all, but all experience an increased excitement, which it is necessary to be guarded against, because it excites desires which may be easily mistaken for real necessities. There is more importance in these apparently trivial circumstances, than is generally supposed. Hence I have called attention to them *en passant*.

I have already shown, that the action of alcoholic liquors on the genital organs, may induce spermatorrhœa, (see case twenty-one.) I now proceed to show the influence they exert on the venereal act.

CASE XLIV.

Lymphatico-Sanguineous temperament—Coitus when nearly intoxicated at the age of twenty-two—Blennorrhagia—Pollutions during defecation—Disturbance during ejaculation—Band in the membranous portion of the urethra—Cauterization—Cure.

Gros, a soldier in the 57th regiment, æt. twenty-five, of lymphatico-sanguineous temperament, always enjoyed perfect health, until, in 1833, after a debauch he had sexual intercourse. He only remembers that the coitus was very long and slightly painful. Immediately afterwards, he felt pain in the pelvis, which soon extended to the testicles, and never entirely left him afterwards. The following day a clear urethral discharge came on, which soon, however, became greenish. This varied much in its after appearances, and sometimes passed off entirely for a day or two. This blennorrhagia drew the patient's attention to a discharge from the urethra during defecation. At first, a few drops of a viscid fluid like white of egg were discharged, and these were followed by an abundant evacuation of semen. This evacuation always took place, varying in quantity according to the efforts required during defecation.

From this time the patient practised masturbation, and at the moment of ejaculation, he felt a kind of commotion in the urethra, and observed that nothing was passed externally. After the erection had subsided, the semen escaped gradually. This he always noticed, though sometimes, the semen remained in the canal for half an hour. When nocturnal pollutions occurred, the greater part of the emission remained in the urethra until the patient awoke.

During eighteen months, Gros underwent no medical treatment; afterwards he took emollients, preparations of iron, mercurial pills, large doses of copaiba and cubeb, and of Chopart's mixture; injections of all kinds were also employed without benefit. About the end of August, 1836, he came to consult me. He had frequently had sexual intercourse without communicating any disease to the female. The urethral discharge, and the pollutions during defecation, continued to the same degree; the urine was passed very frequently, and was generally rendered opaque by a thick cloud. Still, however, the patient's functions were performed pretty regularly, and he had not lost flesh; but his muscles were soft and flabby, his thoughts, gloomy, and his voice, weak and husky. Constant pain had annoyed him for two years in the joints, groins, and along the spermatic cords to the testicles. His eyes were intolerant of light, and constantly affected by a prickling pain.

The introduction of a catheter gave acute pain; the instrument was arrested for a moment in front of the neck of the bladder, by a little band, which tilted up its point.

On the 7th of October, I cauterized the membranous portion of the canal; acute and long continued pain followed, and the urine was bloody and abundant. This inflammation had entirely disappeared at the expiration of three weeks, when the discharge rapidly diminished and soon disappeared. The efforts at stool, and the seminal discharges which accompanied them, had ceased much earlier, and the pains in the groins, spermatic cords, and testicles, as well as the sensations the patient experienced in his eyes were relieved.

When Gros left the hospital, he was free from all the appreciable symptoms which he had on entering; as regarded ejaculation, of course he was unable to give any information, but he promised to let me know if he found the discharge arrested in the canal as before, and from that time I have heard nothing from him.

This patient was in the hospital at the same time as the subject of the preceding case, and I placed them in adjoining beds, in order the better to contrast their symptoms. Both were of the same age, and both experienced the same pollutions, and the same difficulty of ejaculation after an attack of non-contagious urethritis. The point of the catheter communicated the same sensation of obstruction in both, and the same treatment cured them both.

I need not at present recur to what I have stated respecting a cicatrix situated in front of the orifice of the ejaculatory ducts. The most simple and direct means by which to obviate its effects is an active cauterization in front of the verumontanum. On this account, in these two patients, I more particularly cauterized the membranous portion of the urethra.

In the case of Gros, a single connexion gave rise to all the accidents; therefore, it can scarcely be said that he committed excesses; but the act was not brought about by a natural necessity; it was accomplished in a laborious manner; under circumstances very likely to prolong its duration, and whilst the mucous membrane of the genito-urinary organs was exposed to considerable over excitement. The act was therefore inopportune, and as such, it produced the effects of an excess. The urethritis following it, seems to have been produced by the excessive duration of the act, and by the excitement of the organs by alcoholic stimuli before they were submitted to this fatigue. The colour of the discharge showed that it was not spermatic. It seemed to be an ordinary gleet, arising from the same cause as the chronic vesical catarrh and the involuntary seminal discharges.

CASE XLV.

Coitus in a state approaching inebriety—Gleet increased by a journey—Diurnal pollutions—Cauterization with rapid improvement—Relapse from premature fatigue of the organs—Cure by means of antiphlogistics and rest.

M. R——, a student of medicine, a native of the tropics, and of a very nervous temperament, addicted himself to masturbation about the period of puberty, and later, to venereal excesses, and the use of alcoholic liquors. His health became disordered, but by a regular life and exercise he strengthened his constitution, and for several years his health was excellent.

In 1836, after a debauch, when nearly intoxicated, he repeated coitus twice during the night, each time with unusual difficulty. On the fourth day he experienced pain in the canal, and scalding during the passage of urine. A slight mucous discharge soon appeared, and became more abundant by degrees. Baths and emollients diminished the irritation; but it increased afresh during a long journey, which the patient was obliged to take. After his return, he often applied leeches, and took copaiba, without being able to lessen the discharge. Every morning and evening and during the day, the point of the glans was moistened by a drop of viscid fluid. This circumstance would not have attracted his attention if he had not at the same time noticed a remarkable diminution in his virile powers. Ejaculation became very rapid; the erections remained incomplete; and several times the act was impossible. The patient had pain in the spermatic cords and testicles; a sense of weight in the perineum, and at the margin of the anus; both his limbs and his intellect grew weak. Absorbed, in spite of himself, in consideration of his condition, he was unable to pay attention to any thing else. He lost his memory, was constantly abstracted, and incapable of applying himself in any intellectual employment, or bodily exercise. This mental and physical weakness, together with the disorder of all his functions, had increased rapidly, when the patient came under my care. It was not difficult to discover the origin of his disorder. Each stool was accompanied by more or less abundant seminal discharges, and the patient's urine constantly contained a considerable quantity of well formed semen, full of granules like boiled rice.

In the beginning of June, 1837, I cauterized the prostatic portion of the urethra. The operation produced its ordinary immediate effects. As soon as the inflammation had passed off, the diurnal pollutions disappeared, and energetic erections returned. The premature use of coitus, however, added to over fatigue during very hot weather, reproduced the irritation in the urethra, together with the diurnal pollutions, and the general symptoms that accompanied them. This relapse I treated with leeches, baths, enemata, and strict repose, which simple means soon brought about a perfect cure, and rendered a second cauterization unnecessary, although the patient pressingly demanded it.

Under other circumstances M. R—— had committed considerable excesses without experiencing any ill effects. To what, then, can we attribute the occurrence of the urethritis and the diurnal pollutions following it, but to the effects of the alcoholic stimuli?

The last part of this case shows how necessary it is not to disturb the effects of cauterization by any circumstances, which may re-excite the irritation. It would be dangerous to recur to the same treatment, when irritation is again set up a few days after cauterization by the influence of exciting causes. When on the other hand, under such circumstances, antiphlogistics are employed, and rest is enjoined, the symptoms disappear rapidly, the cure is, therefore, only retarded: a second cauterization in such a case might be expected to produce much disorder.

These effects from the excessive use of stimuli are by no means rare, judging from the number of cases I have met with; the two related are, however, sufficient to give an idea of the general circumstances attending such cases; I shall, therefore, only extract the most important features of the others of which I have notes.

None of my patients were completely intoxicated at the moment of coitus, but all were more or less approaching that state. Few repeated the act; and some even were unable to terminate it. In all it was long, laborious, and attended with little pleasure; and the inflammation or irritation of the urethra came on very quickly. Urethral discharge did not invariably arise; when it did occur, it appeared very quickly. The pain produced, as well as the colour of the discharge, differed much in different individuals. In two cases retention of urine occurred on the day following, and in another, prostatitis was set up. Several patients passed dark coloured and even sanguinolent urine for several days.

All fermented drinks are not equally hurtful, and according to my experience, beer produces the worst effects, especially when new.

To resume:—a state approaching intoxication may be hurtful in two ways; first, by diminishing the sensibility of the nervous system; secondly, by favouring the occurrence of irritation in the genito-urinary mucous membrane. As this double action may appear contradictory, I will explain it.

During complete intoxication coitus is impossible, because the functions of the cerebro-spinal system are suspended. But when

fermented liquors have produced effects short of stupefaction, when excitement is followed by a commencing weakness, with a disposition to somnolency, venereal excitement is frequently manifested, on the nature of which it is very easy to be deceived, because in this state nothing is feared.

Indifferent erections occur. These may suffice to permit the commencement of coitus, but the sensibility of the genital organs is blunted, for the same reason that all other sensations are vague and dull. The pleasurable feeling may be sufficient to keep up the erection, but does not suffice to produce that high state of excitement, which is necessary for the accomplishment of the act. This diminution of sensibility then, renders coitus incomplete, or retards its consummation, sometimes even rendering it impossible. It becomes evident, therefore, that such ineffectual efforts must favour the development of irritation in parts, which are at the same time in a state of more or less active congestion.

Again, on the other hand, it is well known that fermented liquors irritate the genito-urinary organs, and that those who take them in excess frequently lose their virility. It is well known too, that drunkards are subject to chronic catarrh of the bladder, to engorgement of the prostate, dysuria, retention of urine, and chronic gleet; and I have before shown that wine is hurtful to patients labouring under spermatorrhœa, (see case 21.)

Fermented drinks then, taken in excess, produce an excitement in the genito-urinary organs, which is very likely to run into a state of permanent irritation, at the same time that they disturb the intellect, blunt all sensations, and prolong the efforts of coitus by postponing the convulsive action which concludes the act. Hence it occurs that these tissues, already irritated by the direct action of the fermented liquors, are still more disordered by the violent and prolonged action of such unsuitable efforts. It is not wonderful then, that coitus under such unfavourable circumstances should often produce hurtful results.

Characteristics of venereal excesses.—The *immoderate* and consequently *injurious* use of a thing, *useful* within proper limits, constitutes an excess. We must therefore, consider the act of sexual intercourse under two points of view, in order fully to understand its different effects. It is widely different from all *abuses*, which can never be of service, however rarely they may be practiced.

But to what extent may intercourse be regarded as moderate and useful, or at all events as not hurtful? When do excesses and consequently danger, commence? These important questions have never been clearly resolved. In such a consideration each consults his own experience, and arrives at a different conclusion. The power and activity of the organs of generation, as I have already stated, vary extremely in different individuals, and even in the same individual at slightly distant periods. No other organs in the economy present so great a variety in the activity of their functions. It is, therefore,

evident that any statement in numbers would be incorrect as regards the majority of cases.

The *wants* of the genital system can alone furnish data applicable to each case. But the appreciation of these *wants* is not so easy as might be supposed. They vary with the individual, with the age, and a host of other circumstances, the combinations of which are almost infinite.

The genital *wants* may be factitious; a violent attachment may, in this respect, give rise to great illusions; the direct irritation brought on by *Herpes preputialis*, or by the presence of ascarides in the rectum, may excite morbid erections which have no connexion with the real wants of the system. Irritation of the cerebellum, the spinal cord, or the nerves supplying the genital organs, may produce the same effects: so that the frequency and duration of the erections will not always show the amount of the true powers. In many persons the desires are greater than the powers of fulfilment; the imagination of such is constantly occupied by erotic ideas whilst their physical powers are very little. The impulse in these persons is purely derived from the brain, and their immoderate desires cannot, therefore, furnish a measure of their real wants.

On the other hand, a too absolute and lengthened continence may end by throwing the genital instinct into a state of inertia, which might be mistaken for impotence, and which may lead to it, as we shall see by and by.

Excessive spermatic plethora is generally accompanied by a feeling of uneasiness and anxiety, with general discomfort, headach, laziness, and somnolency, or perhaps, in other cases, agitation, sleeplessness, impatience, ill temper, inaptitude for intellectual employment, despondency, love of solitude, and swelling and pain of the spermatic cords and testicles. These symptoms are especially seen about the age of puberty, in lads who have escaped falling into bad habits, and who have never had sexual intercourse; they are not rare in persons more advanced in life, who have been suddenly deprived of intercourse which had become habitual to them. It is remarkable that many of the same symptoms are found in cases of spermatorrhœa. It is sufficiently astonishing to find such opposite causes producing similar results, yet we see the same thing occur daily in other cases. For instance, too large or too often repeated bleeding constantly produces vertigo, dizziness, noise in the ears, convulsions, palpitation of the heart, &c., although these symptoms usually depend on a state of plethora. I have related many cases in which extreme weakness was accompanied by symptoms likely enough to cause a dread of apoplexy, cerebral affections, or disease of the heart.

From such facts then we may conclude, that opposite conditions of the economy may produce phenomena, sufficiently alike for skilful practitioners to be mistaken in them; and we must not be astonished at finding, that a too long continence should bring on phenomena, similar to those observed after too often repeated seminal discharges.

It is difficult then to judge *a priori* of the real wants of any individual, because the frequency and duration of the erections, the activity of the venereal desires, and the phenomena observed in the different functions of the economy, may prove deceitful. This is not the case, if we only consider the effects that immediately follow the venereal act. It is then always easy to foresee the remote consequences which are to be expected from more frequent sexual indulgence. The following signs cannot be misunderstood and are applicable in all cases.

When coitus is followed by a sense of happiness, of general comfort, and of increased strength; when the intellect is more acute, and the body more active; when an inclination to take exercise, or to engage in intellectual excitement is observed, together with increased activity of the genital organs, it is evident that an imperious want has been satisfied within the limits necessary to health. The happy influence all the organs experience from the act is similar to that, which follows the accomplishment of every other function necessary to the economy.

When, on the contrary, coitus is followed by a feeling of sadness, of uneasiness, fatigue, or satiety; when heaviness of the head and a disposition to sleep occur, with confusion in the ideas and disinclination for exercise, it may be presumed, that the act has been too often repeated, or performed under unfavourable circumstances; and erections, however energetic, which occur soon afterwards, should be considered as excited by the commencement of irritation, and not by the return of the want.

It is only when coitus is followed by all these marks of debility, that it is injurious; indeed, sadness, ill-temper, and regret are never shown, unless the act be too often or unseasonably repeated. Such conditions, therefore, should be sufficient to show that there has been either excess or unfitness—which produces the same effects.

These two classes of phenomena, however, are rarely of so striking a nature as I have just supposed, because on the one hand, the want is seldom very imperious, and on the other, the excess is seldom very great; but at the same time there are few who have not experienced something analogous to the one case or the other. Cases intermediate between these extremes, constitute the ordinary course of life; then coitus is followed by no remarkable phenomena, and hence we must conclude that in the majority of cases it is far from exerting the hurtful influence on the economy, that has been attributed to it. It is true, that I have related cases, in which coitus seldom repeated was attended by the most unfortunate results; but in such cases the previous or concomitant circumstances must be taken into consideration.

The causes capable of rendering coitus hurtful are very various and frequent. I have hitherto only considered a few of them. I now proceed to comment on others, which may act indirectly in bringing on spermatorrhœa, either by inducing excesses or by disordering the act itself.

CAUSES OF VENEREAL EXCESSES.—In a former chapter I have pointed out the pathological causes that may bring on accidental irritation of the genital organs and excite abuse: it is evident that the same circumstances may equally lead to venereal excesses; what I have already said, therefore, applies to the subject specially under our consideration.

Age.—The sensibility which the genital organs acquire at the age of puberty, the kind of habitual orgasm of which they become the seat, the confidence in strength imparted by an unusual sense of vigour, together with the want of experience, may cause the youth to be carried away by the violence of his first feelings. But generally from our social state, he experiences obstacles sufficiently powerful to subdue his passions more or less completely. This would be highly advantageous, if the desires did not break forth at a later period, in a manner even still more dangerous. It is rarely then, that the youth meets with circumstances favourable to habitual excesses capable of injuring his health. I have met with few such examples at this early age, in comparison with the number of cases of masturbation.

When, however, the development of the man is completed, and the law sanctions his emancipation from authority, he enjoys perfect freedom in his actions, or he marries; and then it is, that free from all restraint, he gives licence to his previously subdued passions. But if sexual intercourse is more frequent now than at any other period, the virile power also exists in greater energy, and the resistance to the causes of injury is more active: if the excitement therefore, arise only from the genital organs, there will be no greater excesses now than at any other time, because the real wants are greater.

At a later period the powers diminish by degrees, until they become extinguished in old age, but the desires follow the same course. Thus then the energy of the genital organs, at the period of the greatest virility would not suffice to induce excesses, if other causes were not superadded: and, on the other hand, the diminution of their power, with advancing age, would not render coitus more dangerous, but more rare.

Temperament.—The predominance of the lymphatic temperament renders the economy little capable of supporting venereal excesses, but at the same time, this temperament predisposes to them less than any other. All other circumstances being equal, individuals, in whom the lymphatic temperament is very marked, are less excitable and less susceptible of being carried away by their passions.

The sanguineous temperament seems to be the one most favourable to activity of the genital organs; but at the same time this temperament supports such activity better than any other.

In persons of nervous temperament the action of the genital organs is apt to be confounded with that of the brain; of which I shall speak shortly.

Neither age nor temperament then, can be set down as the true cause of venereal excesses, and of the disorders to which they give rise.

Genital Instinct.—The organs composing the reproductive system may be divided into two very distinct systems, the one destined for the material performance, the other for manifesting the impulses and directing the actions which lead to it. Proper harmony generally exists between these two systems at the periods of evolution and diminution of power in the organs, as well as at the time of their greatest power and activity: this is why the phenomena having reference to generation have been generally attributed to the exclusive influence of the sexual organs, such influence being more easily observed than that of the encephalon. I have, however, shown that the genital instinct may be developed long before the epoch of puberty; I now proceed to show that the two systems have not invariably an equal degree of development or activity, and to point out the results of the preponderance of one system or the other.

Genital Organs.—No other organs present such considerable differences either in development or power. I have met with individuals who early addicted themselves to unbridled masturbation, and who afterwards committed great venereal excesses, continue even to the age of sixty, without notable injury to their health; whilst on the other hand, I have seen others, who experienced very serious nocturnal and diurnal pollutions, as a consequence of very slight errors of conduct.

These differences of constitution are not always marked by characters announcing a predominance of one of the elements which constitute the organs; still less are they shown by the development of the frame or the muscular system. Thus, with a sanguineous, a nervous, or a lymphatic temperament, and with either a robust or a delicate constitution, the genital organs may present all the varieties of size, power, or activity.

The condition which pre-disposes least to sexual excesses, is that in which development of the genital organs predominates over that of their encephalic organ. I have met with young men of extraordinary virile powers, who were only impelled by their physical wants. They experienced frequent and importunate erections, but their imagination remained unexcited. They practised masturbation, or had recourse to sexual intercourse, to free themselves from uneasiness, and thought no more of the act as soon as this uneasiness had ceased. Such patients have always consulted me for syphilis or blennorrhagia. The opposite conditions are those which pre-dispose to excess.

Encephalic Organs.—I do not pretend to give an opinion here on the part of the brain which receives the sensations derived from the sexual system. It is enough to know that some such organ exists, and that its action may precede that of the genital organs, and continue after it, or in other words, that this action of the brain may predominate. Such predominance of the genital instinct over the mate-

rial instruments, is in general shown very early. The children we see occupied with women, five, six, or even ten years, before puberty, almost always show, during the rest of their lives, the same susceptibility for all that may produce or recall erotic ideas, whether such impressions arise from the genital organs, or are excited by the senses. They preserve a very lively and enduring remembrance of these impressions; their imagination gloats over them, and considers them in a hundred different ways: voluptuous images are mingled with their most serious thoughts, disturb all their meditations, and are present even in their dreams. They covet all women; but their virile powers do not suffice for the activity of their desires. Coitus fatigues and enervates them; they are aware of this, but are drawn into excess in spite of themselves, and as often as they are physically able. Such persons have no more power over their will than the insane; when they feel worn out after coitus, they make the best resolutions, which they break as soon as they are able, at the same time foreseeing that they will experience injurious effects from such infringement.

When desires are only excited by spermatic plethora, they are appeased as soon as the want is satisfied, and only return when the loss is repaired. There could, therefore, never be a real excess in such a case, if other causes did not determine the more frequent repetition of the act. Grave excesses, however, are almost inevitable, when the desires are found in great disproportion to the real wants of the system. A brilliant and active imagination, an exquisite sensibility, and great brilliancy of ideas are often joined to this predominance of the sexual instinct. Individuals imbued with the spirit of poetry, whom we call *nervous*, frequently attach the most seductive colours to their recollections, and embellish them with imaginary charms; but their devouring passions are badly supported by their weak and irritable organs.

Such predominance of the nervous system too, renders the organs exposed to abuse or excess more impressionable; and as their functions may be easily perverted, it is evident that such individuals are very liable to the occurrence of spermatorrhœa. Other impulses derived from the faculties of the mind, may also induce an individual to overstep the limits of his true necessities. Of these I shall now speak.

Vanity is perhaps the most common cause of venereal excesses. Man covets the esteem of his race; and especially that of woman, of whom he is the natural protector. It is when in the presence of woman that he is proud of his intellectual and physical superiority, and of his social position; but it is his virile power of which he is especially proud, and which he endeavours to prove—those who are the least strong in this respect, fear the most to allow their weakness to appear. Hence excesses arise, which are not caused by the real necessities, and which do not spring from a violent passion. Young men who have given themselves up to the ardour of their passions soon after their marriage, endeavour to sustain the excesses with

which they commenced. They dread causing a suspicion of coolness, or of infidelity, though they very soon repent their first imprudence—their irritated organs being no longer in the physiological condition which at first permitted them to support excesses. If I may judge from the facts I have learned from patients, their venereal excesses have been caused more frequently by an unfortunate vanity than by an ardent attachment. I admit all that an exclusive and blind passion concentrated on one object is capable of; but this does not prevent the impulses of which I have just spoken, from acting at the same time; it must even lend them more energy.

Excitement caused by an ardent attachment, undoubtedly exposes to great excesses, and it is not less evident that these excesses may become hurtful; but they are not so much so as if, were it possible, the same individual had committed them with perfect indifference. This is easily explained by referring to the excitement which the whole economy receives from feelings of joy and pride.

The sensations are more lively in proportion as the semen is better formed, and has remained (within certain limits) longer in its reservoirs. The excitement caused by its long continued presence, may even proceed so far as to bring on a state of erotic fury almost resembling mania. On the other hand, the sensations lose their acuteness when the semen begins to lose its stimulating properties, and coitus becomes more and more insensible, in proportion as the semen becomes more watery. All those who have consulted me in consequence of spermatorrhœa following venereal excesses, had remarked this diminution of pleasure long before any change took place in their health. At the same time that the sensations diminish, the erections become less perfect, and of shorter duration; they may even become so precipitate, that intromission is impossible. However rarely practised, coitus now is always followed by serious and general disorder, which passes off very slowly, sometimes even continuing ten days or a fortnight.

The diminution of pleasure is, therefore, the first sign which indicates that the individual has exceeded the limits of his real wants. The danger increases with the imperfection of the act.

What I have just stated is applicable to all seminal discharges, in whatever manner they may be produced; but by comparison, it becomes clear, that they are more dangerous in proportion as they take place with less energy and afford less pleasure.

I need not repeat what I have already stated respecting the effects of coitus, as compared with those of masturbation; most surgeons agree on this point; but the same differences exist with regard to involuntary discharges. The same individual who could repeat coitus several times without inconvenience, often feels worn out after a single nocturnal pollution. Advantage is always found to arise from substituting the natural mode of discharge for nocturnal pollutions, when those do not arise from irritation. The normal excitement resulting from coitus in such cases, gives tone to the whole economy,

and especially to the genital organs; the discharges that take place are more easily compensated, and contraction of the ejaculatory ducts more actively opposes involuntary discharges. Nocturnal pollutions, on the contrary, leave the tissues in a state of atony, increase the relaxation of the ejaculatory ducts, and expose the patient to a return of the same accidents, and afterwards, to diurnal pollutions. When nocturnal pollutions arise from irritation of the genital organs, coitus, by increasing that irritation, proves injurious; but when they are due to habit or to relaxation of the parts, coitus, even when often repeated, is of service as a substitute for them.

Nocturnal pollutions, when compared together, are liable to the same observations. All the patients who have consulted me in such cases, have noticed that at first the emissions were accompanied with dreams, violent erections, and lively sensations, and that they were then borne without injury; but that in proportion as these phenomena of excitement diminished, the pollutions produced more serious and lasting effects. Those which took place without erection or sensation were the most depressing. Diurnal pollutions too, *cæteris paribus*, are more serious and more difficult of cure than nocturnal ones; and those which accompany the discharge of urine, are more distressing than such as take place during efforts at stool. In a word, experience has convinced me that involuntary seminal discharges are serious in proportion as they occur easily.

To sum up then: whether the excitement arise from the cerebral system, the passions, &c., or from the presence of well formed semen, emissions accompanied with the most energetic phenomena can alone be useful or uninjurious; and, *cæteris paribus*, seminal discharges are more hurtful in proportion as they are accompanied by less energetic erections, and less lively sensations: in a word, as they are more *passive*.

I consider it of some importance thoroughly to establish this as a general principle, both because it is opposed to the ideas usually entertained on the subject, and because it is of daily application to the study and treatment of both voluntary and involuntary seminal discharges.

Accidental Influences.—I have already spoken of the immediate effects of horse exercise, and alcoholic stimulants, as well as the remote ones of masturbation and blennorrhagia. One or two phenomena arising during sleep, deserve mention.

Accumulation of urine in the bladder during the night, is a powerful cause of excitement of the genital organs—another proof of the intimate connexion between the genital and urinary systems. This influence is well known to all who suffer from nocturnal pollutions; nearly all such, warned by their own observations, take care to empty the bladder before going to bed, and every time they wake. Some even get into the habit of waking at stated periods for this purpose, and abstain from taking fluids in the evening. Others have told me that the presence of fæces in the rectum produces the same effects.

The heat of the bed is also a powerful stimulus to the genital organs. It is not, therefore, surprising that the morning should be the period most to be feared by those addicted to masturbation, or tormented by nocturnal pollutions. Such erections in most cases, do not arise from real wants, and therefore coitus becomes injurious. The act is indeed more or less an excess according to the weakness of the individual, and must be avoided.

GENERAL EFFECTS OF VENEREAL EXCESSES.—From the most remote ages a striking contrast has existed between the inhabitants of the east and those of the west. The following characters mark the different types. On the one hand, their habitual idleness and inactivity; dread of physical disturbance, or moral agitation; of change of any kind; and of all employment either of the body or mind; a dreamy existence; the life passed apart from men, and shut up among women; while on the other hand, their restless and constant activity; love of independence and liberty; an active life; aptitude for business; love of glory and aggrandizement; boldness and perseverance in enterprize; devotion to country and to principles; ardent desire of improvement, and of conquest, both by prudence and industry, and by war and colonization, by the patient observation of facts, and by the constant searching after truth. These characters have continued among all the changes of religion and politics, and are even more marked than ever at the present day. Considering all circumstances, the differences appear to me to arise almost entirely from the difference between the eastern and western nations in respect to marriage. On the one hand, there is polygamy, and on the other, monogamy. Throughout the east polygamy is encouraged; hence we see cowardly despots with crowded harems among the rich, and an impoverished and debased population, with a scarcity of females among the poor; from the latter circumstance the most revolting vices arise. In the west, on the contrary, monogamy is a strictly preserved institution; and we have domestic felicity, moderate governments, energetic and active lives; science flourishes; and the western nations have gradually become the mistresses of the world.

A circumstance remarked by many travellers in the east is, the anxiety with which cantharides and all other aphrodisiacs are sought after. Impotence arising from venereal excesses is common at an early age. The generative functions then, appear to possess a very powerful and direct influence on the state of society, by affecting the physical and moral strength of those who compose it.

Special Effects of Venereal Excesses.—The influence of venereal excesses in producing involuntary seminal discharges was perfectly well known to Hippocrates, it is probable however, that he was aware of other causes.

How do venereal excesses act in inducing spermatorrhœa? By the influence of habit? by causing atony and relaxation of the parts? Doubtless we must take these circumstances into consideration; but there is a much more serious and much more frequent one. The

local phenomena that immediately follow coitus, may be modified by the circumstances, which preceded or accompanied the act; but they always present more or less increased action in the genital organs; the effects that result may then be referred to excitement, to irritation, or even to inflammation.

Whilst the organs are healthy and intercourse is proportioned to the wants of the system; its effect is simply tonic and stimulant. The semen is more abundantly secreted and more energetically retained in the seminal vesicles, and so far the influence is useful, being within proper bounds. Coitus, therefore, is under favourable circumstances, the natural excitant of the genital organs.

This is not the case with regard to masturbation and the other abuses of which I have spoken, and hence such habits are so pernicious. Disturbance, disorder, and irritation alone result from unnatural abuses; a tonic effect is never produced. Intercourse, therefore, is substituted with advantage for either voluntary or involuntary discharges, so long as there is no irritation in the organs, but when irritation has been once set up, intercourse always increases the nocturnal and diurnal pollutions. A single connexion, if there be irritation of the organs, may produce the most unfavourable results. Excesses, therefore, when the organs are healthy, do not produce their effects at first. But when they have been continued for some little time symptoms of irritation supervene, ejaculation takes place very rapidly, and there is often heat felt during micturition: the urine is more abundant and there is frequent desire to pass it; the orifice of the urethra is red and injected. This irritation extends to the prostate and margin of the anus, as shown by a feeling of weight and uneasiness in the rectum and perineum, and by contraction of the sphincter ani, producing constipation. The spermatic cords and testicles are painful on pressure and require to be supported by a bandage.

Sometimes chronic or even acute inflammation of the urethra may arise. In 1831, I was consulted by a peasant, about thirty years of age, for urinary fistula in front of the scrotum. He married at the age of twenty-two, and never had intercourse except with his wife, who on the other hand, never suffered from leucorrhœa, or vaginal discharge. The patient committed such excesses, that soon after his marriage inflammation of the urethra came on; this was situated chiefly in the spongy tissue, for there was very little discharge, and the chordee very severe. The passage of urine became difficult, and an abscess formed and broke in front of the scrotum. From careful and repeated examinations I am convinced that the urethra was completely obliterated to the extent of five or six lines, about half an inch in front of this fistula. The inflammation in this case then must have been severe, and it would appear that it was produced solely by excessive coitus.

The inflammation of the prostate is not always confined to its mucous follicles, it extends sometimes to the cellular tissue uniting them.

Hence results more or less severe and complete retention of urine. In such cases catheterism should be avoided if possible.

Venereal excesses may also produce acute or chronic cystitis. I have lately treated a severe case of chronic cystitis, which had lasted five years, and came on soon after a second marriage at the age of forty-five.

I have also several times met with symptoms of nephritis in individuals who had committed great excesses, and in whom no other appreciable cause seemed to have acted.

Inflammation of the vasa deferentia and testicles is by no means rare as a sequel to venereal excesses. The manner in which such inflammation is produced is well known.

Serious effects are, however, by far the most rare. I have not laid stress on them in order to show what ordinarily occurs, but that what takes place when the symptoms are less severe may be understood. Since irritation from venereal excesses passes so readily to the prostate and bladder, the seminal vesicles cannot escape, and this explains why involuntary emissions supervene. It is evident also from this fact that the involuntary discharges do not arise from atony or relaxation.

It is, however, difficult exactly to determine where, the excitement of the genital organs that follows coitus begins to pass into irritation. As it is of much importance to decide this point, I shall describe the most usual symptoms that are manifested during the change.

At first the erections are more frequent and more energetic, and lead to a belief in a vigour which does not exist. New excesses are committed at a period when intercourse ought to be left off.

Frequent desire of micturition is the symptom that most frequently precedes involuntary discharges produced by venereal excesses. I have frequently been consulted by patients for this symptom alone, who had already suffered in health from unsuspected spermatorrhœa.

The changes in the phenomena of the act, also merit serious attention. The erections after having been frequent, long continued, and importunate, become rare, incomplete, and of short duration; ejaculation takes place with increasing rapidity, so that at length intromission is scarcely possible. The sensations also diminish in a very remarkable manner, and coitus becomes very fatiguing.

The first changes announce that irritation is being set up by the over excitement of the parts; the second, that diurnal pollutions have already occurred.

When these symptoms first show themselves, the disorder would, in many cases, be arrested spontaneously, provided the patients would put a check on their desires. This rarely occurs, however; and on the other hand, most of those who have sufficient power over themselves to preserve absolute continence, suffer at first from nocturnal pollutions, which cause them to relapse.

But as the economy becomes weaker, the patients are more continent; their desires diminish; their nocturnal pollutions are less fre-

quent, and at length cease altogether, being replaced by diurnal ones. The patients are now strictly continent, yet derive no benefit; and hence, they often believe that the disorder of their health has caused the diminution in their virility. Some patients have no nocturnal pollutions, or, at all events, such pollutions continue a very short time; this arises from their tendency to constipation. The efforts necessary at stool, bring on emissions rare at first, but afterwards frequent and abundant, in spite of enemata, and even when diarrhœa takes the place of constipation. In a short time these discharges occur also during the emission of urine.

Patients rarely have any suspicion of such evacuations; and when their health is so much deranged that they obtain medical aid, they are unable to give any exact details as to the origin of their disorder. According to the symptoms most apparent, therefore, the practitioner consulted diagnoses, chronic gastritis, commencing cardiac disease, threatening apoplexy, or pulmonary irritation. He bleeds, or applies leeches and blisters; if on the other hand, he considers the case one of hypochondriasis, he prescribes mineral waters, amusement, travelling, &c. Still the disorder progresses, or at least only a momentary amelioration occurs; consultations are held, but if any suspicion of venereal excess arises, it is always overthrown by the specious objection of which I have already spoken, while describing the effects of masturbation, viz:—that intercourse has ceased for a long time, and that the health has from that period become still more disordered. The details given are precise and circumstantial, the patient has high interest in confessing all the truth, he has nothing shameful to hide; his statement is, therefore, received without hesitation by his medical attendants. Hence we may imagine the errors which are likely to arise in the treatment of these cases.

CHAPTER VIII.

CAUSES OF SPERMATORRHŒA.

Action of Certain Medicines.

CERTAIN medicines—as astringents, purgatives, narcotics, stimulants, and diuretics especially—may bring on conditions from which spermatorrhœa may arise.

Astringents.

CASE XLVI.

Intermittent fever—Large doses of bark—Obstinate constipation—Diurnal pollutions—Symptoms of chronic gastritis, and of disease of the heart—The use of douches followed by rapid improvement.

M. S——, an officer, about thirty years of age, consulted me in 1828, for supposed disease of the heart, from which he had suffered for about eighteen months. He was tall, thin, and very pale; his voice husky, and his manners timid. On examining the cardiac region with the stethoscope, I found that the pulsations were rapid and tumultuous, and occasionally intermittent and irregular, but there was neither abnormal force nor extent of action, and there was no friction sound, nor bruit de souffle. The palpitations were much increased by active exercise, especially by mounting a hill, but they came on frequently whilst the patient was in a state of absolute repose, being excited by any unexpected noise, or by slight moral emotion. I was convinced that M. S—— had no organic disease of the heart, and soon after he had been told so, his pulse assumed its normal characteristics. He gave me the following history of his case.

During the winter of 1826, whilst at Corsica, he assisted in extinguishing a fire which occurred during the night, and took a severe chill. Shortly afterwards, he suffered from a very obstinate intermittent fever, for which he took large quantities of bark, always in the form of boluses. From this period, he became subject to obstinate attacks of constipation, his stomach became very irritable, and his digestion disordered. Several times he had symptoms of chronic gastritis, which was treated by leeches, antiphlogistic regimen, and baths. At length palpitations and difficulty of breathing came on gradually, tending to create a suspicion of cardiac disease, to combat which, small bleedings were frequently practised, and digitalis given without benefit. The patient attributed his constipation and digestive disorder to the bark he had taken, and the disorder of his heart, to the excitement he had experienced during the fire.

By a little attention, I discovered the mode in which the bark taken had induced the symptoms the patient suffered from; obstinate constipation supervening, brought on involuntary emissions during defecation; these were at first slight and rare, but they afterwards became more abundant, and after a time, quite habitual, notwithstanding the frequent use of enemata. The patient had been aware of these discharges from their commencement, but he attributed them to his prolonged continence. The urine also, frequently contained semen. On the other hand, his erections had diminished by degrees, and had left him entirely, together with his venereal desires, for more than a year. He had never committed any excess, or practised any abuse, and had never had either blennorrhagia or syphilis.

Cold ascending douches, iced milk mixed with lime water, and cold lotions on the perineum, produced a rapid improvement, and the season for using mineral waters having arrived, I advised the springs of Bareges. From that time I have had no communication from the patient.

Palpitations in this case, as in many others that I have related, arose from diurnal pollutions. These discharges could only have been caused by straining at stool, the patient's constipation being evidently attributable to the prolonged use of bark in substance. From analogy we may suppose that many other remedies may produce the same effects.

Purgatives.

I have already shown, that irritation from spasmodic contractions of the rectum may extend to the seminal vesicles, and produce just as serious diurnal pollutions as those which arise from mechanical compression of the same organs. Therefore, if ascarides, diarrhœa, &c., can excite involuntary emissions, as well as a mechanical obstacle to defecation does; we may easily understand that drastic purgatives, by irritating the rectum, may expose the patient to the same dangers, as astringents do by bringing on constipation. Drastic purgatives, as is well known, act chiefly by irritating the large intestines; spasmodic contractions of the rectum may, therefore, be excited, and may induce diurnal pollutions, the severity of which will be proportioned to the extent and duration of the irritation, but as this irritation usually continues a very short time, the seminal discharges which result from it scarcely deserve to be considered as a disease. It is, however, easy to conceive that the too frequent repetition of drastic purgatives, or their too active character, may bring on in the rectum and neighbouring parts, a more permanent state of irritation, which may become habitual, and may continue after the cessation of its exciting cause.

If however, the abuse of purgative medicines may bring on spermatorrhœa in persons not previously affected by it, it is evident that those who were previously affected by the disorder, must be much injured by their use. This fact becomes very important, because in almost all cases of spermatorrhœa the constipation is very obstinate, and the patients regard it as the primary cause of their sufferings. It

is to obviate this constipation that they seek medical advice; and the symptoms of hypochondriasis and cerebral congestion they manifest, induce the gentlemen consulted to administer purgatives freely. The patients themselves constantly recur to purgatives, and although often worse after their use, they hope that the remote effects will prove more favourable. Under no pretext should the medical attendant permit the administration of any thing more active than mild laxatives, in these cases. Indeed, it is even doubtful whether laxatives can be used with impunity.

Narcotics.

CASE XLVII.

Frequently repeated narcotism at the age of sixteen from the vapour of tobacco—Dilatation of the pupils—Vomiting—Constant headach—Constipation—Nocturnal and diurnal pollutions—Impotence—Cauterization at the age of nineteen—Rapid recovery.

M. S—— of Stockholm, short and stout, and of lymphatico-sanguineous temperament, enjoyed excellent health from childhood, until, at the age of sixteen, he entered a tobacco manufactory in May, 1835, and was employed in a small room where newly made cigars were dried at a high temperature. At least ten thousand cigars were constantly in the stove. At first, M. S—— did not suffer any inconvenience, because the doors and windows of the drying room were left open; but about the beginning of November he was attacked by headach, which was felt principally behind the ears. This increased by degrees, in severity and duration, and by the end of the winter had become constant: the patient was neither able to employ himself during the day, nor to sleep by night. Leeches were applied behind the ears, and on the following day he was seized by general indisposition, frequent vomiting, as well before as after meals, dilatation of the pupils, and constipation.

From this time, the patient fell into a profound melancholy; he became excitable, timid, and incapable of any serious occupation. A seton was inserted in the nucha, and the application of leeches was repeated. No improvement took place however; and blisters were applied behind his ears: these were followed by retention of urine. Soon afterwards, weakness of the lower extremities, loss of flesh, and pallidity of the countenance, were added to the patient's other symptoms. The mineral springs of Carlsbad and Ems, and the use of sea bathing, with cold douches on the head, relieved the vomiting; but the other symptoms still continued.

In this condition, the patient came to consult me in July, 1836. From information received from the medical gentlemen under whose care the patient had been at Stockholm, Paris, &c., I imagined that sea bathing had been most useful of all the means previously tried. I therefore advised M. S—— to continue taking salt water baths until the end of the season, and consequently I did not see him again until the beginning of winter, when his weakness was much increased; his headachs continued unrelieved; his countenance was pale and livid; his intellect very sluggish; his memory uncertain; his sleep short and broken, with constant drowsiness; the pupils

extraordinarily dilated, and vision very imperfect; in fact, the patient seemed to be still labouring under the effects produced by the cigar stove.

The primary cause of this patient's condition could not be doubted; but the effects of narcotic poisons usually pass off in a day or two. In this case, on the contrary, the headach had been combated by various means for two years. I was, therefore, considerably embarrassed as to what I should advise, when accidentally I saw the patient's urine. I was much surprised to perceive an abundant deposit resembling semen, at the bottom of the vessel, and on questioning M. S—— I learned, that, although he had never been addicted to masturbation, and had very rarely had sexual intercourse, shortly after the symptoms of narcotism first confined him to his bed, he had experienced abundant nocturnal pollutions, which increased in frequency. In November, 1836, he had as many as three each night; after this they gradually decreased in frequency, so that he had then only three or four weekly: he remarked that he was always worse on the following day. At first these pollutions were accompanied by energetic erections, and lascivious dreams; but these phenomena had greatly diminished, and the pollutions were no longer appreciable, except by the marks left on the patient's linen. For a long time M. S—— had neither experienced venereal desires nor erections, although he was only nineteen years of age. Spa water, iced drinks, cold lotions, &c., having produced no benefit, in the beginning of December I introduced a catheter. The sensibility of the urethra was such, that I determined on cauterizing the prostatic surface. I had little hope of benefit arising from this operation, but a remarkable effect was produced. From that moment the nocturnal pollutions became more and more distant, and the constipation ceased spontaneously. On the tenth day, the patient's urine was perfectly transparent, and from that time, his headach, which had been unsuccessfully treated for two years, disappeared entirely; his sight became gradually stronger, and his pupils contracted; his ideas became clearer; employment was sought; and M. S—— was soon able to resume his occupation. His virility returned with great energy; during six months, obstinate erections were established every night, and often during the day, on the least cause of excitement, but no involuntary discharges took place. These violent erections, arising from the unaccustomed retention of the semen in its reservoirs, diminished by degrees; the wants became less imperious, and the functions returned to their normal condition.

I have seen M. S—— frequently since his recovery, and I am able to state, that during two years his health has been perfect. In a letter which I have recently received from him, dated Stockholm, he informs me that the change of climate has not been injurious, and that he never enjoyed better health. He has resumed the habit of smoking, for which he felt insurmountable disgust during his illness.

This case shows very clearly the injurious influence of tobacco on the genital functions. The question arises, whether this influence is due to the action of tobacco on the cerebro-spinal system, or to the direct action of the agent on the spermatic organs? The first symptoms manifested, presented all the characteristics of poisoning by narcotic substances; and these symptoms were very intense, and much prolonged; headach, too, was constantly present, and situated

behind the ears; these circumstances might lead us to suppose that the pollutions were caused by some special action of the tobacco on the cerebellum. But cauterization alone arrested the spermatorrhœa; the effects of the nitrate of silver were sudden, complete, and permanent. Impotence was, in a few days, replaced by violent and prolonged erections, which diminished only after six months; and it is worthy of notice, that the cephalalgia and dilatation of the pupils which had continued from the commencement of the narcotism, only disappeared after the spermatorrhœa had been relieved.

There was then, an idiopathic affection of the ejaculatory ducts, which was cured by the local action of the nitrate of silver; and the cephalalgia, dilatation of the pupils, &c., were kept up by the involuntary seminal discharges. The persistence of the symptoms for two years after the patient was removed from the influence of the tobacco, is thus explained.

The mode in which certain stupifying poisons act on the economy, and especially the dilatation of the pupils, might induce us to believe that the spermatorrhœa arose from relaxation of the ejaculatory ducts; but in the case of M. S——, the nocturnal pollutions were at first accompanied by phenomena which indicated active over-excitement of the genital organs. The application of blisters was followed by retention of urine, and exacerbation of all the symptoms; but if the involuntary discharges had arisen from relaxation, they would have been diminished by the absorption of cantharides. The excessive irritability present in the urethra too, especially near the bladder, leaves no doubt as to the existence of acute irritation in the prostatic portion of the canal, and this irritation would of course extend to the spermatic organs. Thus, we may account for the remarkable success of the cauterization.

CASE XLVIII.

Nervous temperament—Repeated narcotism between the ages of twenty and twenty-two from smoking—Impotence, &c.

I have a young man of very nervous temperament at present under my care, in whom nocturnal and diurnal pollutions have brought on pain in the loins, palpitation, difficulty of breathing, &c., symptoms which were supposed to arise from disease of the spinal cord, cardiac affection, and commencing phthisis. Among the exciting causes of these involuntary discharges, the effects of smoking occupy the chief place. The following is the patient's statement.

“At twenty years of age I wished to accustom myself to smoking; but a day never passed without my experiencing complete intoxication, attended with vomiting, vertigo, and trembling of the limbs. I continued the habit, however, and I soon began to perceive that my sight became weak, and that I lost my memory; my hands shook; and my digestion became much disordered. I noticed also, great debility of the genital organs; my erections ceased; and at the age of twenty-two I found myself completely

impotent." This patient had rarely practised masturbation, and had never committed any excess when he first began to smoke; his health had, previously, been excellent. It is, therefore, evident that the impotence, as well as the other symptoms, arose from the action of tobacco. Impotence at the age of twenty-two can only be produced by involuntary seminal discharges, provided there be no physical disability. In the present case, there was no doubt on the point, the patient himself having discovered diurnal and nocturnal pollutions.*

The action of tobacco on those who smoke for the first time, is too well known to require description; more or less disorder of all the functions, varying according to the constitution of the individual, invariably arises from it; and this disorder always presents more or less of the characteristics of poisoning by narcotics. These effects go off by degrees, as the patient becomes habituated to the use of tobacco, and generally after a time cease to be manifested at all. Some nervous and excitable individuals are unable to accustom themselves to the habit, as in the case just mentioned; in others again, smoking becomes an artificial habit, which in many cases is almost a necessity.

But this empire of custom has its limits, beyond which, the narcotic influence re-appears. In such as are not easily affected, this acquired habit is generally supported with impunity; but even then, if it be indulged in to excess, it must after a time be injurious. Thus it is that the most accomplished smokers often experience vertigo, cephalalgia, anorexia, &c., when they have remained long in an atmosphere densely filled with smoke, which is then drawn into the lungs, and probably produces worse effects than when merely drawn into the mouth, or swallowed, as in smoking.

In a word then, if the power of habit can prevent the momentary effects of smoking from showing themselves, the frequent repetition of the use of tobacco produces more lasting effects on different organs. Disorder of the digestive organs is well known as occurring in inveterate smokers; that of the genital organs has not hitherto been noticed.† I believe, however, that it is by no means rare.

Cantharides.

I have already noticed that the application of a blister frequently contributes to increase, or develope involuntary seminal discharges. But cantharides are not employed as a blistering agent only; they have been administered internally for the relief of impotence and to cure seminal discharges, which have been supposed to arise from atony or relaxation of the genital organs. None of the patients by whom I have been consulted, had ever received even momentary benefit from the administration of cantharides; many experienced

* This case being still under treatment, I have omitted its further details.

† Many inveterate smokers among my professional friends, have mentioned to me the diminution of their venereal desires, as one of the effects of tobacco. [H. J. McD.

serious increase of all their symptoms—complete impotence taking the place of weakness of the organs. One patient for whom an injection into the urethra of tincture of cantharides diluted with water, had been ordered, received no benefit from any of the means I could devise for the cure of involuntary discharges brought on by such imprudence. The unsuccessful employment of cantharides, in cases of spermatorrhœa might be taken as further evidence, were any required, that the disease does not generally arise from atony, or relaxation, but from irritation of the genital organs.¹

Camphor.

The action of camphor is the very opposite to that of cantharides. It is by sprinkling camphor over blisters that the irritating action of the cantharides on the genito-urinary organs is avoided. Camphor relieves more than any other remedy, the priapism and great pain in the genito-urinary organs induced by the internal administration of cantharides. Hence it is generally and with reason considered as an anti-aphrodisiac.

I believe then, that in moderate doses and under certain circumstances, camphor may be employed with advantage in the treatment of spermatorrhœa; I have, however, remarked that in too large doses, or when continued for a long time, camphor may induce more or less serious and obstinate involuntary discharges. One of my patients who put camphor between the prepuce and the glans penis, suffered from such serious diurnal pollutions that his life was in danger; he had, however, previously suffered from involuntary discharges.

Nitrate of Potass.

I should not mention this preparation did I not consider it necessary to point out a grave error in the opinions generally received respecting its action on the genito-urinary organs. Nitrate of potass is supposed to possess the property of quieting the organs, and of removing venereal desires. Saline mixtures containing nitrate of potass are prescribed every day for the relief of the inflammatory symptoms in the first stage of blennorrhagia—there cannot be a greater error. Nitrate of potass is also regarded as a diuretic, because ordinarily it increases the flow of urine; and this is precisely why its sedative properties should be doubted. The quantity of urine can only be increased by stimulating the functions of the kidneys, or in other words by acting on them as an excitant; when administered in too large a dose it produces hematuria, pain, &c. But it is not on the kidneys alone, that nitre produces this stimulating effect: it increases all inflammations of the bladder, whether acute or chronic; it is even contra-indicated in the most simple case of vesical irritation.

I have seen nitrate of potass produce the same effects in diseases of the prostate; it increases the stabbing and pricking pains, and the

sense of weight, which the patients always feel in that region. The following case shows that nitre may act in the same manner on the urethra.

A merchant of Gênes wishing to take a purgative sent to a druggist for an ounce of sulphate of magnesia. By mistake an ounce of nitrate of potass was returned by the messenger and taken. Violent inflammation of the urinary passages accompanied with a discharge resembling blennorrhagia, resulted, swelling took place in about the centre of the urethra, and when the acute stage of inflammation had passed off, a circumscribed induration, which obstructed the discharge of urine, remained. Twenty years afterwards the patient still suffered from this obstruction, for the formation of which there had been no other cause than the inflammation produced by the nitrate of potass. The patient had never had blennorrhagia, either before or after, and had never suffered any injury of the part.

It appears then that the nitrate of potass acts as a stimulant of the whole urinary apparatus, and it is at least probable that it produces the same effect on the spermatic organs. I am led to this opinion partly by analogy, but chiefly, because more than forty of the patients whom I have treated for involuntary seminal discharges had taken nitrate of potass in some form or other, and all, without exception, found themselves worse afterwards. Many of them also observed the same effects from preparations of squill, and in fact, all other diuretics.

Ergot of Rye.

This singular production seems to act with as much energy on the genital organs of man, as on the female uterus. In the districts where spurred rye is common and the peasantry are not careful to separate the diseased grain from the healthy, the men show a considerable disposition to commit venereal excesses, and the women frequently abort. The population generally, also present signs of premature decrepitude, which we can easily imagine may arise from involuntary seminal discharges brought on by the excesses they commit.*

Coffee.

The effects of coffee on the cerebro-spinal system are well known; but sufficient attention has not been paid to its action on other organs. Taken in moderate quantities, coffee excites the bladder and kidneys, increases the secretion of urine, and renders its discharge more frequent. It acts in the same manner on the spermatic organs, augments

* M. Robert, in the *Annales de Thérapeutique*, relates a case in which the Ergot of rye is said to have cured spermatorrhœa, after cauterization and other means had failed. The Medicine was given in pills in two grain doses, combined with one grain of camphor. One of these pills was taken twice a day. The details of the case, however, are by no means clearly given. [H. J. McD.]

the venereal desires, favours erections and accelerates ejaculation; taken in excess, however, it seems to produce injurious effects.

CASE XLIX.

Excessive use of coffee—Frequent and profuse discharge of urine—Nocturnal, and afterwards diurnal pollutions—Impotence, &c.—Cauterization—Sulphuretted baths—Recovery.

A professor, æt. thirty, engaged in a new method of tuition, had recourse to very strong coffee to keep himself awake, and took eight or ten cups every night. A large quantity of urine was secreted, and micturition was much increased in frequency. After a few weeks the desire of emptying the bladder became so frequent and imperious, that the patient was obliged to leave his class several times during their meeting. Soon after he suffered from constipation and disordered digestion, attended with great discharge of flatus. His intellect and memory declined so that he became unable to finish his course of instruction, and sleep had left him entirely, although he had some time given up taking coffee.

On his consulting me he confessed that he had become completely impotent, after having experienced frequent and abundant nocturnal pollutions, which diminished by degrees, and had not appeared for three months. I found his urine perfectly transparent, almost colourless and very abundant; there was not the least cloud perceptible, but at the bottom of the vessel there were numerous transparent granules, which left no doubt as to the existence of diurnal pollutions.

Catheterism showed excessive sensibility of the urethra, especially near the neck of the bladder; and on this account I performed cauterization. The operation was followed by rapid improvement, and a few months afterwards the cure was perfected by the use of sulphuretted springs.

It is evident that the diurnal pollutions in this case arose only from the immoderate use of coffee; the first symptoms appeared soon after, and the patient had been subjected to no other cause capable of producing this affection. The irritation continued for six months after he had left off taking coffee; thus the effect was prolonged quite independently of its first cause, and in a manner which would lead one to suppose, that it would not have ceased spontaneously.

What passed in the urinary organs is a good index of what was going on in the spermatic: the secretion of semen was increased as well as that of urine, and its excretion also became more frequent. The nocturnal pollutions diminished by degrees, because they were replaced by diurnal ones, which became more and more frequent and profuse. Perfect similitude, therefore, existed between the urinary and spermatic symptoms; their respective progress, and characters, and the extreme sensibility of the prostatic portion of the urethra show clearly enough the mode in which coffee brought on spermatorrhœa. It is likely enough that the occasional or moderate use of coffee should stimulate the venereal desires, whilst they are diminished, and

even completely extinguished, by it when taken in excess. Its action is the same in both cases—that is to say, it excites the genito-urinary organs.

I have seen many other cases in which spermatorrhœa followed, the immoderate use of coffee, but other causes acted simultaneously so that the effects could not be traced so distinctly to one single cause as in the case I have just related. Almost all the patients, however, were scientific or literary men who wished to keep up mental activity, in order to prolong their hours of study. Some of these patients recovered by the use of baths and regular active exercise combined with a strict regimen: others required various kinds of treatment—the natural sulphuretted waters being the most generally successful. Weak, delicate, and excitable constitutions appear most easily affected.

Another circumstance having reference to coffee is worthy of notice. All those who have consulted me for serious nocturnal or diurnal pollutions had given up its use of their own accord; they noticed that after taking coffee they experienced agitation, disordered vision, involuntary contractions in their muscles, and especially a notable increase in the secretion of urine, and in the involuntary seminal discharges.

Tea.

Analogy leads me to suppose that tea taken in excess may produce the same results as coffee: I have not, however, met with any well marked cases illustrative of its action*

There are many other agents which may excite or increase involuntary seminal discharges, but their action is not sufficiently energetic or often enough repeated to cause serious disease. I do not, therefore, mention them specially here, but shall take occasion to comment on them as cases present themselves.

I have now examined all the causes of involuntary seminal discharges, which act from without. I have still to speak of those causes which may be attributed to the influence of other organs, and to congenital pre-disposition.

* Experience enables me to confirm M. Lallemand's opinion, as to the injurious effects of tea, on persons affected with involuntary seminal discharges. Several of my patients had discovered that tea and coffee always proved hurtful to them, and had renounced their use before consulting me. Such patients have found no ill effects follow the use of cocoa. I have not, however, met with any case in which the origin of involuntary discharges could fairly be attributed to the abuse of tea or coffee. [H. J. McD.]

CHAPTER IX.

CAUSES OF SPERMATORRHŒA.

Action of the Cerebro-spinal System.

CEREBELLUM. I have already stated that sexual ideas may precede the evolution of the genital organs, and always remain predominant, so as to produce a kind of erotic excitement quite disproportioned to the real wants; I may add that these precocious and excitable individuals are most alive to the diminution of their virility. In general, when this diminution arises from age, it is insensible, because the desires diminish in an equal proportion. But the persons I have described are more sensible than others to this change, and when it occurs rapidly and prematurely, it produces a deep impression on them, and frequently drives them to commit suicide.

Most surgeons have noticed the depression of spirits caused by amputation of the penis or testicles; but in this respect also, there is a great difference between different individuals. A few years ago I removed the penis of a man, æt. forty-five, for cancerous disease. He recovered and was fit to leave the hospital, when his wife came to see him for the first time after the operation. During the rest of the day he was silent and sad, and the following morning he was found dead. A post mortem examination made with the utmost care, failed to show any appreciable lesions of important organs.

Such striking cases of despair following the loss of the functions, are rare; but it is very common to see grief derange the health, and thus shorten the patient's days. Old people from whom portions of the genital organs have been removed, rarely experience this moral impression. I have always noticed in such cases, that the joy of being cured is not broken by any regret. Whence does this indifference to the loss of virile power arise, if not from the weakening of the venereal desires produced by old age?

I have had a patient, æt. thirty, in the hospital for some time, who received an enormous sabre wound on the nucha. A long cicatrix exists across the back of the neck from ear to ear. Venereal desire has entirely left him, and his testicles are atrophied. Erections of course have disappeared; yet this patient experiences more pleasure at having *reformed*, than sorrow at the loss of his virility. He always jokes when speaking of the wound and its consequences. I can only

attribute this carelessness to his sexual ideas having left him, at the same time as his maternal powers.

From these facts, then, I conclude, that the generative function requires, not only the instruments necessary for the accomplishment of intercourse, but the organ in the encephalon destined to receive the sensations from these parts, and to direct their functions: that these two systems exercise a reciprocal influence over one another, in which influence the encephalic organ may preponderate either constantly or accidentally, according as the organ is developed prematurely, and in excess, or as it enjoys a momentarily increased activity.

Gall and his followers have regarded the cerebellum as the organs of physical love, and the regulator of the genital functions, and on this point they have shown more unanimity than on any other; this is not the place to discuss the correctness of their hypothesis, but I must say, that from my own experience, I consider it at least probable.

CASE I.

Masturbation—Extreme weakness of the limbs and senses—Erections excited by percussion of the occiput—Catheters left in the urethra—Rapid recovery.

Dubourdeaux, æt. twenty-one, a soldier in the 36th regiment of infantry, of strong constitution, practised masturbation at the age of fourteen, as often as three or four times a-day without much injury to his health. At the age of twenty, he entered the army. A few months afterwards, he contracted a blennorrhagia, and while suffering from it, performed a long march. He was scarcely cured, when he took another long march, bivouacking at night, for about a month. Otitis occurred, and was treated with leeches and blisters, but ended in suppuration. After this was cured, the patient suffered much from noise in the ears and vertigo, and his sight became very weak.

On the 21st of December, 1830, D—— came to the hospital of St. Eloi, in the following condition: itch; enlargement of the prostate; sense of weight in the rectum; extreme weakness of all the limbs; serous infiltration of the hands, legs, and feet; and almost entire loss of vision. After the itch was cured, the paralysis of the inferior extremities increasing, issues in the loins were prescribed, but produced no benefit.

When the patient came under my care, he could neither stand, nor distinguish the numbers on the beds in his ward. He told me, that on accidentally striking his occiput, he had experienced a lively sensation resembling that produced by ejaculation, together with injection of the corpora cavernosa, producing more or less complete erection. He had since frequently repeated percussion of the occiput, which was always followed by the same phenomena; the voluptuous sensation induced, seemed to pass through the whole length of the spinal cord, to the extremity of the sacrum. Some circumstances leading me to believe that the patient abused this discovery, and practised manœuvres he did not admit, and the swelling of the prostate at the same time rendering the discharge of urine difficult, I left catheters in the bladder, increasing their size gradually, and taking care to

withdraw them as soon as sufficient inflammation had been excited, and to replace them when the pain in the urethra had subsided.

The result soon convinced me that my suspicions had been correct. By degrees the paralysis of the lower extremities, the œdema of the hands, and the weakness of vision, were relieved. After introducing the catheter six times in as many weeks, the patient had recovered his strength, stoutness, and the free exercise of all his functions. He left the hospital a few days, after confessing his errors and promising not to repeat them.

From the first information given by this patient, I thought that the attack of otitis had probably produced some chronic affection of the brain or its membranes, but the sequel showed that the almost perfect paralysis of the lower limbs, the swelling of the hands, and other symptoms, exclusively arose from masturbation. I have already mentioned the advantages derivable from the presence of a catheter in the urethra, in checking masturbation; but in the present case, a very remarkable circumstance offered itself, viz: the influence exercised on the genital organs by percussion of the occiput. The effects of this procedure were so constant, that the patient was able to procure himself erections at will, and to give himself up to his passions without restraint.

CASE LI.

Sickly childhood—Nervous temperament—Masturbation rare—Coitus still more so—Symptoms of aneurism and gastritis—Nocturnal pollutions—Predominance of erotic ideas—Tension at the nucha—The application of cold lotions to this region followed by considerable improvement.

A tax-gatherer, æt. thirty-four, of nervous temperament, whose childhood had been very delicate, from his having suffered from digestive disorder, with frequent vomiting, consulted me. He had practised masturbation occasionally about the age of sixteen, and at a later period, had had sexual intercourse, but never more frequently than three or four times a week. At eighteen years of age, he suffered from palpitation of the heart, attended with oppression of breathing, pain in the stomach, and involuntary muscular contractions. These symptoms gave rise to suspicions of aneurism, gastritis, &c.; in consequence of which, frequent abstraction of blood, both locally and generally, and the use of blisters and issues, were prescribed: with the exception of the issues, these means all proved injurious. The blisters evidently seemed to favour the occurrence of nocturnal pollutions, which took place three or four times a week about this time, taking the place of voluntary emissions. Shortly before he consulted me, this patient attempted sexual intercourse by the advice of his physician, but found himself much worse afterwards. All the precautions recommended to prevent the return of the nocturnal pollutions, had also proved unsuccessful, and the patient had remarked that these were more debilitating in proportion as they took place with less signs of erection or feelings of pleasure. Their effects were often felt for several days.

The extraordinary presence of erotic ideas in this patient, struck me forcibly. Notwithstanding the small development of the genital organs,

nothing could remove lascivious images from his imagination; they were present during the most serious study. In vain he gave up theatres and amusements; in vain he had recourse to serious books, and religious or scientific discussions; he was constantly assailed by libidinous thoughts, which presented themselves under a variety of forms, and were ever present in his dreams. He experienced also, an habitual sense of tension and uneasiness in the posterior and inferior region of the head. Of all the means employed, cold lotions applied to this region alone produced any notable diminution in the frequency of the nocturnal pollutions; but this effect was never of long duration.

In this patient the causes by no means tallied with the serious effects produced, or with the persistence of the disease. Numbers have practised masturbation and coitus much more frequently without experiencing any ill effects. On the other hand, the constant presence of erotic ideas, showed an activity of the genital instinct, which was by no means in relation with the condition of the genital organs. The sensation referred to the nucha, and the effects of cold lotions applied to this part, seem to indicate that the affection was produced, or at least kept up by abnormal excitement of the cerebellum.

In several cases of involuntary seminal discharges, I have found the patients complain of habitual heat, dull pain, and sense of tension in the occipital region; sometimes accompanied with pulsation of the arteries. One of my patients experienced a nocturnal pollution whenever his head rested on a soft pillow. I must admit, that in such cases I have not obtained much success by using applications to the nucha and its neighbourhood; indeed, I have only once seen temporary improvement result from this treatment.

On the other hand, these symptoms are much more rare than any others of which I have hitherto spoken. Thus for example, symptoms which we may refer to the brain, are much more frequently presented. There are few patients who do not experience diminution of memory and intellect, pain in the frontal region, pulsation in the temporal, and weight in the anterior and lateral parts of the head, with attacks of vertigo, dazzling of sight, and cerebral congestion: some even have serious falls; and the integuments of the face are much more frequently red and burning than those of the nucha. Symptoms of chronic stomach disorder are still more common, and it is by no means extraordinary to see accidental irritation of the stomach increase or re-excite involuntary seminal discharges. The influence of the cerebellum in causing spermatorrhœa is, therefore, a subject which requires further research, with varied and numerous cases, in order for it to be properly understood.

In such cases my experience leads me to recommend the application of ice and leeches to the nucha, when particular symptoms are observed in this region, or when other means have failed. But in order to judge the effects of these remedies fairly, it is necessary to abstain from all other treatment at the same time, and to guard against

pre-conceived opinions. Exaggerated opinions have done more injury to the truth than the most violent opposition.

It is impossible, for instance, to admit with Gall, Voisin, Londe, Chauffard, &c., that we should always direct our remedies towards the cerebellum in cases of satyriasis, nymphomania, &c.; or that the cerebellum is always the origin of the phenomena which take place in the genital organs. Such an assertion scarcely requires a serious consideration. It is hardly necessary to refer to the powerful and immediate influence exercised over the thoughts, dreams, venereal desires, erectile tissues,—indeed, over all the functions, and all the organs of the economy, by the presence of well-formed semen in its reservoirs. Such effects are seen daily, and constantly, and have been well understood for a long time. Ascarides, by causing irritation in the rectum, suffice to excite long-continued erections, even in children, and to incline towards abuses and excesses; or, by acting directly, to bring on debilitating involuntary emissions. Sebaceous matter retained between the prepuce and glans, may produce the same effects. In women, excision of the clitoris takes away the passion for masturbation. It is well known too, that the presence of an eruption on the labia often excites nymphomania. How do these facts accord with the opinions of those who would refer all such influence, and would direct all their remedial measures, to the cerebellum?

There are other arguments which I regret to see incessantly brought forward to prove the action of the cerebellum on the genital organs. As an example of these, I may mention the effects which *sometimes* accompany apoplexy of this organ.

Gall well explains the proneness to masturbation in such hydrocephalic children as attain the age of puberty, by remarking that this affection acting only on the brain, allows the cerebellum a predominating influence. This deduction seems correct, and may be applied with just as much truth to idiots and Cretins. But apoplexy of the cerebellum instantly abolishes the functions of the part attacked: to explain pathological erections by this alteration, and to conclude that the cerebellum is the exciting organ of the genital functions is, therefore, an evident contradiction. Instead of laying stress on such facts as these, Gall and his followers should have regarded them as serious objections to their system; they should have sought to discover how erections could take place in spite of the greater or less destruction of the cerebellum; they would then have seen that such erections are less common than they are supposed to be in cerebellar apoplexy, and that they much more frequently accompany injuries of the spinal cord, &c.,—circumstances which the adversaries of phrenology have taken care to remark: so true is it, that truth makes itself known by all ways.

The exaggeration and false reasoning that have obscured all discussions relative to the true seat of the genital instinct must not, however, induce us to forget the importance of pathological facts. What I have said, should make the profession take into consideration the

influence the cerebellum may possess in causing involuntary discharges of which they are unable to discover the cause, especially when such discharges are accompanied with special symptoms referred to the occipital region.

Spinal Cord.

The opinion has been given, that diurnal pollutions are sometimes the cause, and sometimes only a symptom of atrophy of the medulla spinalis. The following case, which has come under my observation, I think, throws some light on this subject.

A private in the engineers wishing to get out of his barracks to visit a female, fell from a great height on his buttocks. Serious concussion resulted, but no fracture. Notwithstanding bleeding, leeches, cupping, issues, &c., the lower extremities remained paralysed. After a time however, galvanism restored slight motion, and obscure sensibility. Still the glans, the prepuce, and skin of the penis and scrotum, remained completely insensible. Pinching, and pins driven into them were unperceived by the patient. Catheterism, which at first was frequently necessary, never induced complaints. But chronic vesicle catarrh supervening, I cauterized the bladder and its neck, and this operation gave just as much pain as in other patients.

The same phenomena followed. At first the urine was sanguinolent and thick, but soon lost this appearance, and was passed with greater force and facility. Whilst treating this patient, I often found the penis incomplete, and indeed remarkable erection. I mentioned this to the patient, who told me that he often suffered from this state of priapism, which he found very disagreeable on account of the obstacle which it formed to the discharge of urine. In order to relieve himself, he had several times tried masturbation, but had never been able to procure ejaculation, notwithstanding the erection was perfect, and he had persevered in his manœuvres. He experienced no pleasure, and only attempted it in the hope of relieving the priapism. Having one day obtained permission to leave the hospital, he visited the female, to see whom he had scaled the barrack walls in so unfortunate a manner. He passed several hours with her in almost continual connexion, without being able to procure ejaculation, and without experiencing the least sensation. On the other hand, all his functions were well performed, with the exception of slight costiveness; he gained flesh daily, and his moral faculties were not affected; abundant nocturnal pollutions took place at long intervals, and were preceded by erotic dreams, but accompanied with little pleasure.

This case shows clearly the special influence of the spinal nerves in contra-distinction to that of the branches of the sympathetic, distributed to the different parts of the genital apparatus. In fact, in this patient, all the phenomena dependant on the cerebro-spinal apparatus were abolished, whilst the others had not experienced the least change. Voluntary ejaculation was impossible, because the

penis had lost all sensibility, and consequently, all its influence over the seminal vesicles. This confirms what I have already stated respecting the difficulty of ejaculation caused by intoxication or narcotism. It is sufficiently evident, that alcoholic drinks, &c., when the stupor is perfect, may retard ejaculation, or even render it impossible, although erection may be complete. In this patient, there was constant and energetic priapism, which was not accompanied by any lascivious ideas, because it was produced directly by the accumulation of semen in its reservoirs, without any sensation being transmitted to the encephalon, at least during the waking state. But during sleep, all the senses being inactive, as well as the cerebro-spinal system, and the nerves derived from it, sensations transmitted by the branches of the trisplanchnic, might awaken images and associations of ideas, as well as produce from time to time lascivious dreams and nocturnal pollutions—proving that these phenomena are directly under the control of the great sympathetic.

On the other hand, this patient never had diurnal pollutions, notwithstanding the complete paralysis of the nerves given to the genital organs by the spinal cord; we may conclude, therefore, with every show of reason, that involuntary diurnal pollutions cannot be *symptomatic* of *atrophy* of the spinal cord, or of the nerves arising from it.

I do not imagine that the same thing holds good as regards irritation or excitement of the spinal cord, which may be transmitted to the genital organs by the nerves which are distributed to them. I believe that serious seminal discharges may arise from this cause—founding my opinion on the injurious influence produced in some cases by issues or cutaneous eruptions in the lumbar region, as well as by the manner in which lying on the back produces nocturnal pollutions, and the incontrovertible benefit derived in some cases of spermatic discharges, from douches and cold applications on the lower portion of the spinal column. I have, however, no records of any case in which this spinal irritation was sufficiently marked and isolated to merit its being related here.

CHAPTER X.

CAUSES OF SPERMATORRHŒA.

Congenital predisposition.

THE causes of which I have yet to speak are very various, and for the most part, sufficiently obscure. The facts which I shall have to relate are even less known than those I have treated of hitherto. They are more difficult of appreciation, and probably they present

also greater interest. They refer in fact, to unfortunates whose future is seriously affected by causes entirely independent of their conduct, but which weigh down all their lives like a kind of fatality. They differ from all the causes I have hitherto examined, by being inherent in the organs of generation themselves. But they may present themselves under very different aspects; they may arise either from vicious conformation, from a condition of original debility, from a congenital relaxation, or irritability of the organs, or from hereditary pre-disposition.

In examining these various *congenital* causes, I shall, as before, pass from the more evident to the more obscure; and I shall take this opportunity of commenting on the characters, by means of which, we can sometimes estimate, with some degree of precision, the powers, so unequal, of the generative organs. This is of considerable importance in the study and treatment of involuntary seminal discharges.

Sebaceous Matter.

CASE LII.

Natural Phimosis—Frequent nocturnal pollutions from the age of puberty—Abundant and fetid sebaceous secretion between the glans and prepuce—Circumcision at the age of twenty-three followed by immediate relief.

M. B—— æt. twenty-three, of nervous temperament, having enjoyed good health up to the period of puberty, from that time presented a yellow and leaden appearance, with sunken eyes, forehead covered with acne punctata and timid manners. For a long time he had appeared as if plunged into deep melancholy, and constantly sought solitude. He was restless, but was unable to bear fatigue. Digestion was difficult, and his intellect, dull. This disorder had lasted four or five years, but had increased sensibly during the last year before M. B—— came to consult me. I suspected him of bad habits, but he assured me that he had escaped them from want of desire, and that he had never had sexual intercourse. From the period of puberty, however, M. B—— had been subject to nocturnal pollutions, the frequency and abundance of which had progressively increased; and in spite of the means generally recommended in such cases, pollutions occurred every night, and sometimes two or three times during the night. He had never noticed ascarides in his fæces, nor experienced itching at the anus.

I was uncertain to what cause to attribute these pollutions, when on examining the genital organs, I noticed that the opening of the prepuce was very narrow, and that abundance of sebaceous matter escaped. Pressure made from behind forwards produced the discharge of a large quantity of milky appearance and considerable fetor. I concluded, therefore, that the actual phimosis, by preventing the discharge of the sebaceous secretion, was the cause of involuntary discharges, and in consequence, recommended circumcision, which was performed immediately. I found a large quantity of sebaceous matter resembling soft cheese in colour and consistence, and of a very disagreeable smell, covering the surface of the glans, and especially collected round the *corona glandis*. The glans itself was vividly red,

almost entirely deprived of its epithelium, extremely sensitive—the least friction causing a discharge of blood.

From this moment, M. B—— passed a fortnight at a time, and sometimes longer, without having nocturnal pollutions, which afterwards only arose from spermatic plethora. A rapid change took place in his health and habits, so that at the end of a month he was scarcely recognisable.

This case is the most simple and perfect of the kind that I have met with. It shows clearly enough, that natural phimosis may be sufficient to bring on pollutions, for the patient had never practised masturbation, nor had sexual intercourse. It was evident that the prolonged retention of the sebaceous matter, gave it an acrid and irritating character—the constitution being free from humoral disposition, or cutaneous affection. On the other hand, the genital organs were well developed, and the health was not very seriously affected, so that excision of the prepuce produced a sudden and durable effect. I have seen many analogous cases, but in these the effects of this mal-conformation of the prepuce in causing involuntary discharges, were not so marked, because other causes were usually superadded. Thus, in one case ascarides were present at the same time, and in many others, the patients had practised masturbation. Masturbation in such cases was generally excited spontaneously, and it is likely enough, that the phimosis should contribute to this result. Irritation of the glans by sebaceous matter excites importunate erections and titillations, which attract the attention of children to the parts, and induce handling and friction. We may, therefore, attribute the spontaneous occurrence of masturbation in young children, who are thus formed, to the too long continued presence of the sebaceous matter between the glans and prepuce. Numerous examples have left me no doubt on this subject.

The following case, which is still under my care, presents remarkable circumstances.

CASE LIII.

Natural phimosis—Erections at the age of eight—Attempt at coitus at nine—Vesical catarrh—Diurnal pollutions—Paraplegia, &c.

A peasant consulted me for his son, æt. fifteen, who for two years, had experienced a constantly increasing paralysis of the lower extremities. On his sides and loins were marks of numerous issues which had been tried during two years. Large excoriations had formed on the sacrum and trochanters.

On examining the genital organs, I noticed that the prepuce was very narrow; and on pressing it to get rid of the sebaceous matter which presented at its orifice, the penis became erect. I learnt from the parents, that this boy had erections at the age of eight; and that at nine years of age he had been found attempting coitus. The boy himself admitted that the itching with which he was tormented led him to rub the genital organs, and thus induced manœuvres which he had since continued.

The first symptom that presented itself, was frequent desire of micturition, and this was followed in about a year by complete incontinence of urine. In the course of the second year, the patient's legs grew weak; he lost his intellectual capacity; digestion became disordered; diarrhœa came on; and the discharge of urine and fæces caused excoriation of the skin. Salt and aromatic baths, tonics, excitants, &c., had been just as useless as issues. The cause of the disease was unsuspected.

Masturbation had become very rare, but the urine was thick, muddy, and very fetid—so much mucus was passed, that I was unable to make sure of its containing semen—but the patient had constant pollutions at stool.

I first performed ablation of the prepuce; and eight days after, I cauterized the bladder and surface of the prostate. A month afterwards, the urine was perfectly transparent, and presented a healthy appearance; it was no longer passed involuntarily. Sensibility of the skin of the lower extremities had returned. Improvement was here arrested however, and I lost sight of the patient.

This patient had never been subjected to the influence of bad example, and had always been well cared for. He explained clearly how he was led to practise masturbation; and circumstances gave an appearance of truth to his recital. It is then, to the irritating action of the sebaceous matter that we must attribute his unfortunate condition.

Natural Phimosis.—In the venereal wards at the hospital St. Eloi, numerous soldiers present themselves yearly for attacks of balanitis, which they consider *bastard clap*. Certainly, in many of these cases, the discharge arises from the action of blennorrhagic virus; blennorrhagia is present at the same time, and both discharges have supervened on impure connexion. But in many other cases, the inflammation arises from the acridness of the sebaceous matter, caused by its too long retention between the glans and prepuce. Such cases of balanitis are rarely observed, except in persons whose prepuce is too contracted to permit the glans being uncovered. Sometimes they occur as the result of drinking or of fatigue, without any connexion having taken place. These inflammations rapidly disappear when the prepuce has been removed, or even when the parts are kept constantly washed—leaving no doubt as to their true cause.

In many cases, when I have practised circumcision for congenital phimosis, I have found the glans and prepuce adherent to a greater or less extent, especially in the neighbourhood of the *corona glandis*, around which the sebaceous matter accumulates most readily, and whence it is most difficult of removal. In some cases, I have seen these adhesions extend over half the extent of the glans, and they were always situated in the parts farthest from the preputial orifice. In a few cases, I have only found the point of the glans free from adhesion. Such adhesions could only be established by the destruction of the mucous linings of the parts—these linings never becoming adherent so long as they retain their mucous structure. The inflam-

mation of the surfaces of the glans and prepuce must therefore have been sufficiently severe to cause superficial ulceration.

I have frequently seen the surface of the glans excoriated, with elevated papillæ and drops of blood exuding from them; at other times I have found the glans deprived of epithelium with excavated ulcers. In such cases, the corresponding surface of the prepuce was always more or less excoriated, or ulcerated also; and these excoriations were often accompanied with inflammatory swelling of the lymphatic glands in the groin. These ulcerations have been confounded with chancres; but their edges are thinner, and they are less deeply excavated; the neighbouring parts too, are covered with a layer of sebaceous matter of caseous aspect and fetid smell. Such ulcerations disappear after the removal of the prepuce, their appearance becoming changed even in twenty-four hours. Fomentations and cleanliness do all the rest.

Such is the condition which the parts present in cases of recent balanitis; and these are the inflammations and ulcerations that cause more or less extensive adhesions of the prepuce to the glans; such adhesions are generally cellular, but sometimes fibrous or even cartilaginous, according to the severity and frequent repetition of the inflammation.

Various degrees of induration also result, according to the intensity, the duration, and the frequency of the phlogosis. Thus, I have often found the mucous membrane hardened, thickened, and covered with numerous papillæ, sometimes fibrous or even cartilaginous, with three times its natural thickness. I have also met with cases in which the prepuce has become cancerous. I have operated in several cases of cancer of the penis too, which certainly arose from no other cause. The patients were generally peasants between fifty and sixty years of age, who had never known other than their wives, but who had frequently suffered from balanitis, attended by abundant discharge, swelling of the prepuce, and excoriation of its opening, which was so contracted as to prevent the passage of the glans. I have seen one case also, in which balanitis, irritated by a forced march, and the abuse of alcoholic stimulants, passed into gangrene, by which the greater part of the glans was destroyed.

Such have been the accidents which I have observed in those whose prepuce was too narrow to permit the glans being uncovered; accidents which I can only attribute to the long retention of the sebaceous matter in a kind of cul de sac, into which a certain quantity of urine passes every time the patient makes water.

But natural phimosis is not the only cause of the injurious effects produced on the genital organs by the sebaceous matter, as the following case will show.

CASE LIV.

Very long prepuce—Badly developed genital organs—Childhood delicate—Incontinence of urine—Sebaceous discharge from the orifice of the prepuce at the age of ten—Nocturnal pollutions increasing in frequency—Hypochondriasis—Loss of memory and failure of intellect—Constipation—Diurnal pollutions—Constant application of lotions attended by relief—Circumcision at the age of twenty-eight, followed by cure.

M. J. B —, of Amsterdam, of delicate constitution and lymphatic temperament, was subject during childhood to incontinence of urine, and always suffered from frequent desire to make water. About the age of ten, a whitish matter formed, and was discharged from underneath the prepuce; after which erections occurred, and were soon followed by emissions: a very disagreeable smell accompanied the preputial discharge. The seminal discharges increased as the patient's passions were roused, and he grew sad, silent, discontented, and constantly occupied with the origin of his disorder. He imagined that the whitish discharge arose from venereal disease, although he had never had connexion. His health became much disordered, and at the age of nineteen he mentioned his condition to his medical attendant. Lotions were prescribed, which removed the sebaceous matter and produced considerable improvement in the patient's health.

M. B —'s bowels became constipated, however, and he perceived that he passed semen while at stool, in consequence of the efforts necessary. The nocturnal pollutions diminished in frequency, but still occurred occasionally.

When M. J. B — consulted me in November, 1836, he presented the following condition:—small stature, limbs slight and chest narrow; skin fair and soft; hair white and thin; face very pale; manner timid and embarrassed; hesitation; habit of stammering, arising from disorder in the intellect and loss of the memory; genital organs remarkably small; penis small and short, hidden among long scanty white hairs, prepuce very long, forming numerous folds in front of the glans; surface of the glans covered by a thin layer of sebaceous matter notwithstanding the utmost cleanliness on the part of the patient; scrotum compressed and much folded, containing only the right testicle; about the size of an almond, the left being felt in the inguinal canal attached to a portion of omentum. No spinal curvature (which the patient had feared,) his mistake arising from the projection of the hips and pelvis which resembled those of a woman.

I removed the prepuce entirely in order to put an end to the influence of the sebaceous matter on the glans; catheterism not giving much pain, I did not consider cauterization necessary; but in order to give tone to the organs I left a catheter in the bladder for an hour or two at a time once a week, and ordered the free use of cold douches to combat the constipation. The patient's temperament being exceedingly lymphatic, I afterwards prescribed three or four aromatic baths weekly, with the habitual use of spa water.

These means lengthened the periods between the nocturnal pollutions, diminished the constipation, and lessened the involuntary discharges that took place when the efforts at stool were considerable. Acupuncture of the perineum and prostate produced more rapid and decided effects. After

this had been practised, sixteen days were passed without nocturnal pollutions, and the efforts at stool did not cause any seminal discharge. By degrees the patient's face became more healthy-looking and animated; his strength and energy returned; his character regained its boldness and gaiety; erections became frequent and energetic; and his health altogether having become as good as could be desired, M. B—— returned to his home.

Six months afterwards I accidentally met M. B—— in Paris: he frequented theatres and amusements, and went into society; indeed his character was quite changed.

I have seen few men so badly developed as M. B——. It was certainly to the poor development of the penis that the length of the prepuce was attributable—the skin of the penis not being longer than natural, though it proved exuberant when compared with the parts it was intended to cover. The scrotum presented the same appearance as the prepuce, and from the same cause. It was retracted towards the pubes, and formed numerous and deep folds,—the testicles not being more developed than in a child of eight years; the left one, too, was entangled in the corresponding inguinal canal. This slow descent of the testicles is a sign of weakness, which corresponded with their small dimensions.

The incontinence of urine to which M. B—— was long subject, announced debility of the urinary passages, from which no opinion could be drawn in favour of the power of the spermatic. The connexion between the two systems showed itself to the last—a frequent desire to micturate, accompanying the seminal discharges.

The fancied deformity of the spinal column was merely a projection of the hips, which gave the form of the female sex—a conformation which I have frequently observed with extreme weakness of the genital organs. I should notice that M. B—— was born and brought up in Holland; that his childhood was delicate, and that his temperament was very decidedly lymphatic.

It may be readily conceived, that with these pre-dispositions M. B—— escaped all bad habits, and that he continued continent; yet at ten years of age he was subject to frequent nocturnal pollutions. How was this? The pollutions seem to have arisen from the stimulating influence of the sebaceous matter collected between the prepuce and glans. The improvement derived from the use of lotions at the age of nineteen corroborates this opinion. These means, however, only gave momentary relief; circumcision at the age of twenty-eight, did not suffice alone to bring about perfect re-establishment, in consequence of the debility of the genital organs and the obstinate constipation which had excited diurnal pollutions, added to the difficulty of breaking a habit which had continued eighteen years. Aromatic baths, spa-water, frequent douches, and lastly, acupuncture, were employed to combat these complications. The remarkable effect of the last remedy shows that habit had much to do with keeping up the pollutions.

CASE LV.

Very long prepuce—Badly developed erectile tissues—Abundant secretion of sebaceous matter—Seminal emissions induced by horse exercise, and afterwards by incomplete intercourse—Marriage unconsummated during five years—Diurnal pollutions—Circumcision followed by rapid cure.

M. C——, of robust constitution, born in Switzerland, the son of healthy and strict parents, was early imbued with rigid moral and religious principles. At the age of eighteen he experienced for the first time, while on horseback, an abundant seminal emission, and he afterwards frequently had recourse to the same means to excite a return of the voluptuous sensations, against which he had never been warned. After a time, too, he found a means of procuring them by other manœuvres. Still he did not practise these abuses very often, often abstaining for a month or two at a time; and consequently his health was uninjured. At the age of twenty-five, having never had sexual intercourse, he married. Four years afterwards, being disappointed at not having children, M. C—— consulted his medical attendant, who, by dint of questioning, discovered that the marriage had never been properly consummated. Frequent and abundant emissions had indeed taken place, even with much facility; but they had been produced by simple pressure, or at most, by slight external friction. Unfortunately for M. C—— his erections, which had been very energetic at first, had progressively diminished, so that he was now quite unable to profit by the instructions he received.

Ferruginous preparations, friction on the loins, cold injections into the urethra, and various tonics were employed, and did more harm than good. M. C—— was, therefore, sent to consult me in July, 1837, five years after his marriage.

He was then thirty years of age, tall, strongly built, and apparently in excellent health; he experienced, however, a degree of debility in his hands and legs; all his functions, with the exception of those belonging to generation, were well performed. The penis was remarkably small; the prepuce on the contrary, much longer than the erectile tissues, formed numerous folds in front of the glans, and was lined with a large quantity of sebaceous matter, several thick layers of it were also accumulated on the surface of the glans, which was much injected and extremely sensitive. The urine always contained a more or less abundant flocculent deposit, in which I invariably discovered spermatozoa.

I immediately performed excision of the prepuce, and a few days afterwards, the urine became transparent, and the erections re-appeared—weak at first, but soon acquiring energy. The object of marriage was at length properly fulfilled.

I have recently learnt that M. C—— is about to become a father.

The abuses to which this patient was impelled spontaneously, were too rarely practised to have had any power in producing this singular affection; besides, immediately after his marriage his erections were frequent and active enough, but ejaculation took place too rapidly; by considering this in connexion with the fact of seminal emissions

having been excited by horse exercise, we must arrive at the opinion that the penis was excessively sensitive. This could not be attributed to predominance of the erectile tissues, these being, on the contrary, remarkable for their paucity; some irritating cause must, therefore, have excited and kept up the abnormal sensibility of the glans, and this irritation could only arise from the sebaceous matter on its surface being altered by too long retention. This opinion is strengthened by the simple excision of the prepuce sufficing to arrest the diurnal pollutions, and to bring about complete performance of the genital functions.

Exuberant Prepuce.—In the cases I have just related, the genital organs were remarkable for their small development. The *corpora cavernosa* were small and short, and were surmounted by a very small glans, the whole forming a kind of vermiform appendage in front of the pubes, composed almost entirely of corrugated skin, and nearly hidden among long and scarce hairs. The scrotum presented an analogous disposition; it was retracted towards the pubes, and formed numerous and deep folds. The testicles were remarkably small, and in the 54th case, one of them had not passed the inguinal canal. The extreme length of the prepuce, as well as its numerous folds, must be attributed to the small development of the erectile tissues; and the numerous and deep folds of the scrotum arose from the smallness of the testicles. These circumstances are, therefore, frequently met with together, and very often congenital hernia, varicocele, or great width of the pelvis, with the rounded form of the female, are superadded.

All the patients of this kind that I have met with, have possessed a delicate constitution, and had passed a sickly childhood; they were generally too, of nervous or lymphatic temperament. Most of them had received a very strict education.

Still, these patients have generally suffered from nocturnal pollution arising without any kind of excitement, about the ages of ten or twelve; or they have been led *spontaneously* to commit serious abuses before the age of puberty; (one of my patients committed venereal excesses at a very early age;) and they all fell promptly into a state of complete impotence, arising from diurnal pollutions.

The premature erections from which these patients suffered, are certainly not attributable to the rudimentary condition of the genital organs, nor to their sickly infancy; the circumstances in which they were placed too, had no influence in causing abuse; and the patients did not suffer from ascarides. The premature activity, therefore, arose from simple local excitement of the penis; and this was not produced by the presence of semen, because in many cases the testicles had not begun to secrete. The accumulation of the sebaceous matter around the glans, is the only sufficient explanation of this habitual abnormal irritation; and this opinion is strengthened by the more or less frequent occurrence of discharges, and by the habitual excoriation of the opening of the prepuce; by the frequent

attacks of inflammation, by the tenderness of the glans, and the injection of its surface. The remarkable effects produced by cleanliness, and by excision of the prepuce, leave no doubt on this subject.

Such persons then, as have the prepuce very long and folded in front of the glans, are exposed quite as much as those who have a natural phimosis to all the inconveniences which arise from the collection and putrefaction of the sebaceous matter; and the irritation in both cases extends to the urinary and spermatic organs.

There is, however, one point of difference between natural phimosis and exuberant prepuce, which it is of importance to notice. Excessive length of the prepuce generally depends on paucity of erectile tissues, and is frequently coincident with rudimentary testicles; it results, therefore, that in this case the irritation acts on weak and mal-formed organs, which are easily affected by the abuses or excesses which it excites: the involuntary seminal discharges that occur in these cases are, therefore, very difficult of cure. In cases of natural phimosis, on the other hand, circumcision alone generally suffices to bring about a cure, because the narrowness of the prepuce does not, like its exuberance, accompany a small development of the genital organs.

In cases of exuberant prepuce, things are not so simple, for it does not suffice to remove the part, or even to relieve the irritation of the urethra and bladder—congenital debility of the genito-urinary organs remains, which it is often very difficult to remove by tonics, on account of the susceptibility of the tissues arising from their long irritation; this debility too, arises from the primary organization of the parts, and is consequently difficult to cure entirely. Such patients seldom possess extraordinary vigour.

I have still to speak of cases in which there is an excessive or vitiated sebaceous secretion, although the prepuce may be of proper form.

Abundant and vitiated secretions of sebaceous matter.—In many cases the sebaceous matter is not confined by a too narrow or too long prepuce; it seems rather to be reproduced very rapidly, or its properties to be modified by some pathological condition. The mucous follicles of the glans and prepuce are much more developed and more active in some individuals than in others, and furnish habitually a much greater quantity of sebaceous secretion. This particular disposition shows itself early, and continues during the whole life; it is a permanent condition, and its effects may show themselves at any moment. Extreme cleanliness might perhaps prevent any inconvenience being felt; but as the gravity of the consequences that may result is not suspected, and as besides, this peculiar pre-disposition cannot be foreseen by parents, there is no motive for causing children to practise ablution or friction of the parts—which indeed, by drawing their attention, might be dangerous. These cares are not practised then at the period of puberty; yet it is then especially

that they are requisite in cases where the sebaceous secretion is disordered, on account of the orgasm which at that age, seizes the whole of the genital apparatus. I am thoroughly convinced that this particular circumstance is the direct cause of numbers of cases of involuntary discharges, as well as very frequently of the spontaneous abuses of which young lads are the subjects.

There are other cases in which the secretion is increased or altered by a morbid condition, which is ordinarily intermittent, arising almost always from a special disposition of the economy, particularly from cutaneous diseases, often enough hereditary ones. The constitution of such patients is ordinarily weak and delicate; their childhood, sickly. The first symptoms of these cutaneous affections which generally sooner or later attack the mucous membranes, are mostly experienced in the head or face. The children are subject to ringworms, acne, tetters, abscesses in the neck, alternately with attacks of ophthalmia, otorrhœa, coryza, angina, &c. At the approach of puberty, these weakly constitutions generally improve, and seem about to become hardy; but the revolution effected by that important crisis has not always the durable and salutary effect on the constitution that could be desired. The genital organs become the centre, and attract the congestion which formerly acted chiefly towards the head; and hence cutaneous eruptions occur in the neighbourhood of the anus, in the perineum, on the interior of the thighs, or the scrotum, at the base of the penis, and more than all, on the prepuce—bringing the most unfortunate consequences. Whatever may be the species of these eruptions, however unimportant they may appear, it is of the utmost consequence to pay attention to them when they attack the prepuce or glans.* From them arise frequent balanitis, more or less abundant, and acrid sebaceous discharge, excoriations, herpes, crysipelatous redness of the prepuce and glans, frequent attacks of urethritis, often as severe as virulent clap, and almost always more difficult of removal, frequently too, giving rise to serious errors of treatment. This irritation too, sometimes suddenly attacks parts at a considerable distance from the orifice of the excretory canal; hence the sudden appearance of pain in the perineum, or neck of the bladder; hence the painful swelling of the *vasa deferentia* and testicles; hence also the no less sudden disappearance of these symptoms, on the unexpected appearance of inflammatory disorder on some other part of the body.

It is easy to conceive that these irritations may provoke abuses or temporary excesses, as well as more or less serious occasional seminal discharges; but as these are not merely nocturnal pollutions, and as diurnal ones are more common, more serious, and very difficult of discovery by the patients—their existence is seldom suspected; so that they do not know how to account for the periodical

* See Chapter V.

derangement experienced in their health precisely at the times when they are not troubled with apparent disorder. Their friends understand still less the frequent and sudden changes of character they experience—the alternations of gaiety and hypochondriacism, of activity and torpor. Such patients are, therefore, very often regarded as maniacs; their peevish restlessness, and strange paroxysms, are attributed to wrong-headedness, to attempts at originality, or to some other equally erroneous explanation.

After a time diurnal pollutions occur almost constantly: and now there are only slight remissions in the symptoms; the health remains imperfect, and the paroxysms occur more and more frequently: at last matters grow still worse, and the patient's disorder becomes constant.

Both the patients and their medical attendants are led astray during the most severe periods of the disease, by the diminution or entire cessation of the nocturnal pollutions; diurnal discharges, whose effects are much more serious, take their place; and this is why, on the entire cessation of nocturnal pollutions, the disorder becomes permanent, and complete impotence is often established. Lessening of the nocturnal pollutions is not likely to lead the patients to suspect the true cause of their disorder; they imagine themselves the victims of a syphilitic affection, founding their opinions on the discharge and excoriations that occur in the neighbourhood of the glans and prepuce, or on the attacks of urethritis to which they are subject. I have met with many patients who had spent a considerable portion of their lives under courses of mercurial treatment, which had been repeated over and over again, because intercourse scarcely ever took place without producing excoriations; these they fancied were chancres, however little cause there might have been to suspect syphilitic contagion. In such patients, too, the mucous membrane of the urethra becomes altered in structure, so that they are more and more exposed to urethral discharges from very slight causes; and the repetition of such discharges confirms their belief in a syphilitic taint.

In these cases cauterization is the most powerful means we can employ. Still it is necessary, after considerably modifying the condition of the urethral mucous membrane, not to neglect acting on the skin and on the whole economy by means of the sulphuretted baths. It is wiser also to perform circumcision, than to trust to the patient's cleanliness, in order to guard against the inconveniences arising from superabundant secretion of the mucous follicles of the prepuce and glands, and to remove the parts beyond the possibility of further irritation.

I have spoken several times of the influence exercised by excretory canals on the glands that supply them: on comparing the glans penis with other openings to excretory ducts, we see that it alone possesses an extensively developed erectile and nervous tissue. It is true, the nipple presents something similar, and its influence over

the lacteal secretion is well known; but there is a vast difference between the vessels and nerves of the nipple and those of the glans penis. In the glans every thing seems arranged to increase the exquisite sensibility of the surface. Is it to be wondered at then, that the functions of the seminal vesicles and testicles are much influenced by every action on so impressionable a surface? and that the accumulation of sebaceous matter provokes importunate erections before puberty, and abuses or precocious excesses, in persons who would seem to be out of danger of them, on account of the small development of their genital organs?

The divisions under which I have treated this subject are intended to show that the irritating action of the sebaceous matter may arise either from its too long retention, from a local affection, or from a general disposition. In the first case excision of the prepuce is indispensable, and when there is simply a natural phimosis, this is generally sufficient. But when the prepuce is excessively long, after its removal, and even after cauterization of the prostatic surface, we have still to combat the natural debility of the organs—a debility sufficiently evident by the exuberance of the skin in front of the rudimentary erectile tissues. In cases of superabundant secretion of sebaceous matter, of herpes preputialis, or other skin affections, having a tendency to fix themselves on the prepuce, it is more prudent to circumcise the patient than to trust to the most careful cleanliness; there is no comparison between this trifling operation and the importance of the involuntary discharges which may return with a return of the preputial irritation, even if once relieved by the use of sulphuretted waters or other means. Indeed, after having long and seriously reflected on the numerous cases that have come under my notice, I have arrived at the opinion, that the discontinuance of the practice of circumcising children is to be regretted; the operation is, without doubt, unnecessary in many cases, but it can never be injurious, and in a great proportion it would be exceedingly useful.

Congenital Debility.

CASE LVI.

Relaxed Genital Organs—Spermatic cords varicose—Few but debilitating nocturnal pollutions—Opposite effects of coitus—Unsuspected diurnal pollutions—Constant headach—Disordered senses—Intellectual debility—Hallucination—Tonic treatment at the age of twenty-one, followed by recovery.

In the month of June, 1835, General Mina placed under my care the son of one of his friends, who had been treated unsuccessfully for a chronic cerebral affection by distinguished practitioners, both in England and Germany.

M. P. G——, twenty-one years of age, was well made, of moderate height, and robust appearance; his face and *embonpoint* bespoke health,

although he had complained of headach for several years, and often showed serious derangement of his ideas, which were generally wandering and obtuse. His feeble and husky voice, and timid and embarrassed manners led me to suspect masturbation; I was completely mistaken however. Whilst examining an inguinal hernia, which had come on without apparent cause, I noticed evident marks of semen on the patient's shirt; and he told me that while travelling the night before he awoke deluged with this *glairy matter*; that he often experienced similar evacuations without dreams, erections or any other sensation sufficient to awake him. Further examination convinced me that the patient passed semen also at stool, and that his urine constantly contained a considerable quantity. I was, therefore, convinced that the supposed chronic cerebral affection was nothing more than mistaken spermatorrhœa—which the result soon confirmed.

The cause of these discharges was sufficiently obscure. The patient's parents were strong and healthy, and he had ten brothers and sisters all in good health; there was no hereditary disease in his family, and his infancy had been passed without ailment. At the age of sixteen nocturnal pollutions had occasionally appeared, without dreams, and without sensation; the patient was completely ignorant of every thing appertaining to sexual intercourse, as well as masturbation. He was passionately fond of study. At the age of seventeen he had frequent headach, and disordered vision; obtuseness in his ideas; loss of memory; intellectual employment fatiguing and unrepaying; he had several times too, long fits of unconsciousness without apparent cause. At the age of eighteen M. P. G—, was placed in a commercial school at Paris; two months afterwards he left his studies one evening on account of a violent headach; a vague but imperious feeling, to which he yielded, impelled him towards the other sex. The following day he was much better; he felt more vigorous both physically and morally. But notwithstanding this beneficial effect, the patient yielded only once more, although he felt much relieved on that occasion also.

Soon afterwards M. P. G— was placed in a commercial house in London, where he worked assiduously for two months, at the end of which time he suffered from headaches, giddiness, disordered vision, noise in his ears, &c.; residence in the country produced slight improvement, which was, however, lost on the patient's returning to the same occupation; so that after a short time he was unable either to write or to keep his accounts. He experienced such frequent giddiness, and so great weakness in his legs that he dared not go out alone. At length his intellect became deranged to such an extent that he doubted every thing he heard or saw, all that he did, and even his own existence. By degrees his digestion also became deranged, and his medical attendants sent him to travel in Belgium and Germany. During this long journey he became more and more disordered; every thing seemed illusory and fantastic; he fancied himself in a painful dream. He imagined too that every one was ridiculing him, and conspiring against him; and he especially suspected three Englishmen who followed the same route, and who he thought were plotting together against him. One of these was especially hateful on account of his ironical manner; and the patient was a hundred times tempted to precipitate this gentleman into the Rhine as he passed him on board the steamboat: these hallucinations remained on the patient's memory after his recovery, like a kind of nightmare. At the close of this journey he was brought to consult me.

When I saw him his nocturnal pollutions recurred only at intervals of eight or ten days, which did not, however, prevent their debilitating effects; these were the more remarkable when contrasted with those of coitus already mentioned. The patient too experienced the same state of weakness when he had erotic dreams or venereal desires, even although no apparent discharge took place.

These phenomena were easily explicable by the presence of diurnal pollutions; but there was nothing to account for the early development and constantly increasing recurrence of these abundant discharges. The examination of the inguinal hernia gave some information. I have already stated that it came on without appreciable cause; announcing great relaxation in the inguinal rings; the opposite side too showed a marked disposition to the occurrence of hernia; the veins of both spermatic cords were varicose; the penis of moderate size, was very long and soft, and the scrotum was so relaxed that the patient was obliged to wear a suspensory bandage. I passed a very large catheter too, into the bladder, without experiencing the least resistance and without the patient's giving the least sign of pain.

The union of all these circumstances led me to conclude that the spermatorrhœa was exclusively due to atony of the ejaculatory ducts; and consequently, I daily left a catheter in the urethra for two hours at a time; at the same time the patient took iced milk three times a day; and iced wine mixed with spa-water at his meals; and used cold lotions frequently, with a hard bed, and horse exercise. These means brought about a prompt and decisive change; within a fortnight the patient's headach had left him together with the aberrations of intellect which had accompanied it; his perceptions became clear, his ideas precise, his motions prompt and decided; the use of mineral waters, especially of alternate hot and cold douches on the loins and perineum consolidated his cure.

I saw M. P. G—— the following year, and also in August, 1838; his diurnal pollutions have not re-appeared; nocturnal pollutions happen after prolonged continence, they are energetic and do not injure the health. All his functions are perfectly well performed.

This case is another example of the powerful effects produced on the brain by involuntary seminal discharges. In the present case the pollutions evidently arose from congenital atony of the generative organs. It is likely enough that I should not have discovered these debilitating discharges, had I not done so accidentally while examining the patient's inguinal hernia. Nothing in the patient's conduct could have led me to suspect the presence of pollutions, and his constitution, as well as the history of his family, did not point out any local weakness. On the contrary, circumstances were present which would lead away from the true cause of his disorder; his nocturnal pollutions were very rare, and coitus was on both occasions followed by remarkable improvement in the health. This may be easily explained by bearing in mind what I have already said respecting the different effects of different kinds of spermatic discharges;—the excitement produced by the normal act diminishing the relaxation of the tissues and the abundance of the involuntary discharges.

How was it that this patient did not show more inclination towards the other sex, especially after having noticed the beneficial effects of his first intercourse? He attributed this indifference to the profound melancholy which possessed him from the period of puberty; but this sadness disappeared, and his ideas completely changed after his cure. The indifference then, arose from the diurnal pollutions, of which he was the victim.

This patient's hallucinations were of the same nature as those of Esquirol's patient, (Case thirty-two) only that the conviction of a general conspiracy against him was more confirmed. If in one of his movements of rage he had thrown his supposed enemy into the Rhine, would this hallucination have been admitted? If so, would its cause have been even suspected?

Varicocele—I have met with many cases of involuntary seminal discharges occurring in patients who were affected with Varicocele, I have at present before me three consultations and numerous notes of such cases; but they are for the most part incomplete, because I am ignorant of the results of the means employed. I will, however, briefly relate all that can be gained from them relative to spermatorrhœa.

One of these patients was addicted to masturbation about the age of ten; he practised it, however, much less frequently than the majority of his companions; and corrected himself at the age of fifteen. Another committed some slight venereal excesses, but very irregularly and for a very short time on each occasion. A third suffered from simple blennorrhagia, after which swelled testicle came on the day after a ball. A distinguished barrister first experienced nocturnal pollutions during the period of his examination; afterwards he had numerous relapses, following the excitement of important causes, and was obliged to give up his profession, notwithstanding his talent, because the pollutions, becoming diurnal, weakened his memory. It is probable that in these cases no bad effects would have been produced if the patients had not been pre-disposed to them. Other patients affected with varicocele and pollutions pursued courses of life, which might be considered exemplary, if compared with the lives led by hosts of individuals who never suffer any bad effects from such proceedings. I have besides questioned those patients who have consulted me for varicocele alone, and I have found that the greater number complained of want of power in the organs. Delpech made the same remark; and he attributed this want of power to the torpidity of the venous circulation which retarded the spermatric secretion; he thought too, that by taking away the varicose veins he would be able to restore the functions to their normal condition: the unfortunate death of the author of this proposition is sufficient to show its fallacy.* As far, however, as regards the debility of the spermatric organs in such

* The unfortunate Delpech was assassinated in the middle of the day by a patient from Bordeaux, on whom he had previously operated for varicocele. The murderer immediately afterwards blew his own brains out.

persons, I agree with him perfectly: indeed, it is a point which I have observed too often to admit of my doubting it. I have also remarked that in many of these cases the testicles are soft and small, and when the spermatic veins of one side only were varicose, I have invariably remarked that the testicle of that side did not correspond in development to that of the other. Pott has related several cases of the same kind.

If masturbation, venereal excesses, orchitis, &c. favour the development of varicose veins in the spermatic cords, this can only take place in persons who are pre-disposed to that disease by congenital weakness of the parts; for many persons are exposed to the operation of all these causes without having varicocele, which disease often comes on without appreciable cause. The same thing happens here as in varicose veins of the lower extremities; fatigue of the parts, as well as every thing which hinders the free return of blood, undoubtedly contributes to render the veins varicose; and yet are there not many who pass hours together standing, and who wear tight garters, but nevertheless do not suffer from varices; whilst there are numbers on the other hand who are victims of this infirmity without being particularly exposed to the action of such causes. It must, therefore, be admitted in the latter class of cases, that there is some primary weakness or congenital disposition in the affected veins to become varicose.

Since then, we see want of energy in the genital organs so frequently accompanying varicocele, it is evident that the venous system is not alone in a state of atony or relaxation; and it is, therefore, of consequence to pay attention to the condition of the veins in order to judge of the power of the genital organs as well as of the pre-disposing causes of involuntary emissions. Such signs point out the remedies to be used in these cases.

CASE LVII.

Hypospadias—Impotence—Frequent seminal discharges.

Morgagni relates with his customary precision an interesting case of impotence, which he attributes to the mal-formation of the glans, but which was evidently due to involuntary discharges: the following are the principal circumstances.

The patient was scarcely thirty; he was by no means strong, and was affected with an old ophthalmic disorder. He admitted that although he had been married two years, he had never had sexual intercourse; this he attributed to the glans penis being curved downwards, and perforated near its base, instead of at its point. The inferior wall of the urethra was in fact wanting in the neighbourhood of the glans, and a little behind it; the prepuce was divided in the same manner and resembled that of the clitoris. The penis was of its natural development, the testicles were large, but the scrotum appeared relaxed. At the period of puberty, the erections had been complete, the glans being fully injected as well as the rest of the penis; an uncomfortable sensation even arose in the part where the urethra was

wanting; but this sensation diminished by degrees in proportion as the glans entered less into erection. At the time of the patient's marriage the tumefaction of the glans took place very rarely; at last it ceased entirely, "the glans remaining flaccid and insensible from the time, when in useless efforts at intercourse, the patient discharged large quantities of semen, which escaped very promptly."

Morgagni is inclined to think that the absence of the urethra underneath the glans was the cause of its not becoming erect in this case; the rest of the penis was capable of erection, but the glans being a portion of the *corpus spongiosum*, and receiving its blood from the bulb, was incapable of becoming so. This explanation, although plausible and founded on the distribution of the arteries of the penis, rests on an incorrect hypothesis; for in cases of this nature the parietes of the urethra are not wanting, there is only defective union in the median line, which by no means interferes with the presence of the *corpus spongiosum*, nor with its receiving its proper arteries. Besides the mal-formation in Morgagni's case was equally present at the age of puberty, yet the patient experienced erections at that time into which the glans entered, so much so indeed, as to cause a painful sense of dragging in the situation of the urethra. The patient's impotence was, therefore, due to some other cause, and this cause was evidently the same that acted in case fifty-five. The impotence, therefore, arose from habitual and unperceived seminal discharges; favoured by the congenital debility of the organs. Morgagni's last sentence is sufficient to prove this. When did the glans entirely cease to become erect? "from the time, when in useless efforts at sexual intercourse, the patient discharged large quantities of semen, which escaped very promptly." These repeated and abundant seminal discharges then, rendered the erections less and less energetic and at last thoroughly imperfect.

The rapidity with which ejaculations took place is observed in all cases of this nature; and this hasty emission, whether it arise from irritation or debility, or both, which opposes intromission as much as the insufficiency of the erections, is always accompanied by diurnal pollutions: to these, therefore, the impotence is due (although very often they are unsuspected,) and they are invariably exasperated by unavailing efforts at coitus, which increase the irritation and debility of the parts. On the other hand, too, such appreciable discharges joined to those which are unsuspected, sufficiently explain why the erections become daily less energetic, and the formation of the semen less perfect.

The remarkable coincidence of hypospadias with debility of the genital apparatus has induced me to quote the above case. Hypospadias is a rare mal-formation and has never been studied in reference to its connexion with weakness of the organs. It is well known that Louis XVI. had hypospadias, and the Memoirs of Madame de Campan, leave no doubt that his marriage was not consummated for several years. I have met with one case of hypospadias in the hospi-

tal St. Eloi; it was accompanied with nocturnal and diurnal pollutions, but I only had an opportunity of observing the patient for two or three days, and I cannot say decidedly that these pollutions arose solely from a natural weakness of the organs.

CASE LVIII.

Atrophy of one testicle at the age of eight—Nocturnal and afterwards diurnal pollutions—Frequent desire of micturition, &c.

I have at present a student, æt. twenty-seven, under my care who from the period of puberty has been troubled, with nocturnal at first, and afterwards with diurnal pollutions. All his functions are deranged and he is now incapable of any intellectual employment. He has never had sexual intercourse, and he has not been addicted to masturbation. When about eight or nine years of age, he suffered from inflammation of the left testicle without evident cause. After having continued very large for some time the organ atrophied by degrees, so that it is reduced to the size of a horse bean, the spermatic cord being also very thin. The urethra is extremely sensitive, especially in the neighbourhood of the prostate, and the patient makes water very frequently—this symptom dating from his childhood.

There existed without doubt in this unfortunate individual a congenital disposition to phlogosis of the genito-urinary organs; this showed itself at the age of eight, by spontaneous inflammation of the left testicle; from that time irritation continued in the neighbourhood of the bladder, and extended its influence to the right testicle. This accounts for the occurrence of nocturnal pollutions at the age of puberty. Spontaneous inflammation of the testicles in childhood is then a sign of a morbid condition of the genital organs, and the destruction of one of the testicles does not remove the patient from the danger of involuntary seminal discharges, which may even be sufficiently abundant to injure the health.

Natural Relaxation of the Ejaculatory Ducts.—There are a certain number of cases of involuntary seminal discharges, which it is impossible to attribute to any satisfactory cause; which are not accompanied by any sign of irritation; and to explain which we are obliged to admit a natural disposition, debility or congenital relaxation of the spermatic organs, and especially of the ejaculatory ducts. This condition sometimes coincides with more or less characteristic external signs, but in other cases it is only shown by its effects. The following remarkable case will explain what I have to say on this obscure but important subject.

CASE LIX.

Lymphatic temperament—Incontinence of urine—Neither masturbation nor sexual intercourse—More and more frequent nocturnal pollutions—Relaxation of the sphincters of the anus and neck of the bladder—Treatment unsuccessful.

M. M — of very marked lymphatic temperament was subject to incontinence of urine up to the age of twelve or thirteen. His religious enthusiasm induced him to embrace the ecclesiastic profession. He had never practised masturbation nor had sexual intercourse. Puberty did not take place until the age of eighteen, but was accompanied with nocturnal pollutions—rare at first—then more frequent; and at length occurring daily and quite passively. All his functions were successively deranged and at the age of twenty-three, five years from the commencement of his disorder, M. M — consulted me in the following condition.

Skin white, cold, and clammy; limbs rounded; hair white; no beard; pelvis very large; hips projecting; flesh soft; genital organs pretty well developed but very flaccid; scrotum much relaxed; hair very scanty; blindness nearly total; enormous dilatation of the pupils; considerable decrease of intellect and memory; extreme weakness of the limbs; progression almost impossible without the support of a stick; digestion difficult; involuntary discharge of fæces several times a day; micturition frequent during the day; incontinence of urine at night; nightly nocturnal pollutions repeated several times a night without erection or sensation; semen very fluid; urine often muddy. I passed an immense catheter into the bladder without experiencing the least resistance, or giving the patient the slightest pain; the anus was almost wide open, permitting the introduction of three fingers into the rectum without the least difficulty, and without exciting any action of the sphincters.

I prescribed aromatic baths, stimulating frictions and applications; ice internally and externally, spa-water, quinine, &c.; and I performed two cauterizations of the urethra, all without the least success; after four months' treatment I lost sight of this unfortunate patient, leaving him in just the same state as when he first consulted me.

All circumstances combined in this case to convince me that the patient spoke truth when he asserted that he was ignorant of masturbation and had never had sexual intercourse. The incontinence of urine and of fæces; the form of the pelvis; the flaccidity of the genital organs; the general state of the economy; all seemed to show that the ejaculatory ducts shared the relaxation of the sphincters of the anus and bladder, and that this original atony was the sole cause of the nocturnal and diurnal pollutions. This case is the most remarkable one of the kind that I have ever met with, on account of the combination of circumstances that accompanied the relaxation of the ejaculatory ducts, and from the absence of every complication that could have excited involuntary seminal discharges; it enables us to understand cases in which there are similar but less marked predis-

positions, and which are accompanied by less evident or even nearly inappreciable signs.

CASE LX.

Sickly childhood—Extraordinary nocturnal pollutions at sixteen—Some time after, pollutions during defecation—Ejaculation impossible—Slow discharge of semen after the subsidence of erection—Urethral canal very slightly sensitive—Prostatic surface hard and cartilaginous.

In the year 1825 I was consulted by a medical student, æt. twenty-one, of small stature, and spare habit, in consequence of deafness, which had made considerable progress during two years. After injecting the Eustachian tube a few times; applying a seton, &c., the beneficial effects of which were very trifling, the patient spoke to me about nocturnal and diurnal pollutions which were accompanied by extraordinary circumstances. The following are the chief facts of the case.

The patient's health was weak until the age of sixteen, when puberty occurred and he suffered from frequent erections and nocturnal pollutions. These discharges continued from that time; they were often excited by lascivious dreams, but were not always preceded by erections; when erection occurred it was not during its continuance that the discharge of semen took place, but only after the swelling of the penis had passed off, the matter discharged dribbling over the neighbouring parts instead of being forcibly thrown off as in true ejaculation. This matter resembled white of egg, and stained the linen in the same manner; it was often so abundant that the patient was compelled to change his shirt. The evacuations were followed by debility, languor, and headach. Whatever quantity of semen was passed he never experienced the slightest voluptuous sensation, so that at first he thought himself affected with incontinence of urine, and when these abundant discharges took place, not being able to prevent them, he rose suddenly to micturate. Often while at stool a similar discharge took place in greater or less quantity, according to the degree of constipation.

Sexual intercourse had been very rare and always accompanied with similar circumstances; the erections were energetic and long continued, indeed, they lasted an indefinite time, for fatigue alone put an end to the act; seminal discharge never under any circumstances took place until the cessation of the erection. The same thing occurred during a few attempts at masturbation, which the patient practised from curiosity, for he never experienced sufficient pleasure either in these manœuvres or in coitus, to practise them from inclination; he had an ardent desire to get rid of his nocturnal pollutions, which he believed arose from defective contractility in the seminal vesicles.

This patient was very thin and remarkably pale, his digestion was much disordered; his memory treacherous; his intellect weakened; and the least application to study excited obstinate and almost constant headach. He experienced noise in his ears; and this deafness was very probably due to the same cause, although he imagined himself the subject of some local affection.

I did not observe any thing particular in the patient's form nor in the size nor consistence of the external organs of generation, but on passing a

large catheter into the canal, I remarked that it possessed very little sensibility; and especially in the prostatic region, where the instrument was arrested. On taking a smaller one I succeeded in reaching the bladder; and in passing the prostate, the instrument seemed to rub on a hard cartilaginous surface which, however, was quite smooth and regular. The patient remained quite passive during this examination which lasted a long time. The prostate examined though the rectum did not seem large or less regular than natural. Its firmness presented nothing remarkable. These examinations, repeated at the intervals of several days always gave similar results.

I performed cauterization of the prostatic portion of the urethra in the hope of modifying its abnormal condition, but no benefit was obtained. Dilatation by means of gum elastic catheters was not of greater service.

This is the only case of the kind of which I am aware; it presents characters quite different from those which generally accompany nocturnal and diurnal pollutions; but it does not the less belong to the class of such cases caused by original disposition in the spermatic organs. The patient's statements bore the semblance of truth. He suffered from pollutions many years before attempting either coitus or masturbation; indeed, it was only in the hope of relieving his disorder that he committed these acts; for he was not enticed to them by any feeling of pleasure. His remarkable seminal discharges seem to have arisen from the induration and loss of sensibility of the surface of the prostate and neighbouring parts, and this condition seems to have been congenital.

Symptoms of Debility of the Genital Organs.—Before proceeding further, it may be as well to consider for a moment the characteristics we have already noticed, as showing debility of the genital organs.

We have seen, that excessive development of the prepuce arises from smallness of the penis, and that in the same individual the scrotum is often much folded and retracted towards the pubes, because the testicles are very small. Such an elementary condition of the erectile tissues and secreting organs, necessarily augurs little energy in these fundamental parts of the genital apparatus, and must prove an unfavourable prognostic as regards the condition of the ejaculatory ducts, seminal vesicles, and other parts removed from external examination. But these characters are not always equally marked, and do not always stand alone.

Hypospadias arises from defective union of the opposite parietes of the urethra; and whatever may have been the cause of this arrested development, it indicates debility of the parts, because their formation has not been completed. The parts have wanted energy or vital force from the beginning. Is it likely that this condition will be altered later in life? All I have seen of these cases, leads me to a negative conclusion. Cases of epispadias too, consisting of defective union of the corpora cavernosa, and, still more serious, eversion of the bladder arising from a similar cause, support this opinion;

such individuals are even more feeble in respect of their genital functions, than those afflicted with hypospadias.

The following circumstance too, may be referred to the same cause, although it is less evident. All surgeons who are frequently in the habit of passing instruments into the urethra, are aware that great differences exist with respect to the size of the meatus. In some cases it is exceedingly small, and placed at the summit of the glans, in others again, it is large, gaping, and extends from the apex to the corona glandis, or even lower. It is evident, that this increased size of the meatus arises from the same cause as hypospadias, that is to say, from defective union of the two walls of the urethra. In some cases, it seems a commencing hypospadias, the opening descending lower than the glans. Now I have met with few cases of involuntary seminal discharges where the urinary meatus was very contracted, and in all cases of this kind that I have seen, the disorder had been produced by repeated attacks of blennorrhagia, serious and long continued abuses, or great sexual excesses, thus showing considerable activity of the genital functions; whilst on the other hand, I have met with numerous involuntary discharges in those whose meatus was larger, and such discharges have been produced by comparatively slight causes, and were much more difficult of relief.

My practice of examining all such patients with a large catheter, in order to ascertain the degree of sensibility of the urethral mucous membrane, led me to make this observation long since, and I have since found it remarkably constant. Generally, in cases of large orifice, the remainder of the urethra as well as the neck of the bladder is also very large, which might leave one to suppose that the ejaculatory ducts may partake of the same condition. However this may be, I believe I may mention *extended orifice of the urethra*, as a sign of congenital debility of the organs, and consequently of predisposition to involuntary discharges.

The firmness of the erectile tissues also, differs much in different individuals, independently of their size and form. Whenever I have observed the penis resting on the scrotum, the corpora cavernosa empty, soft, flaccid, and without resistance or elasticity on pressure, I have remarked that the organs possessed little energy, and that the powers of resistance to causes capable of inducing involuntary discharges was very slight, whilst these were always difficult of cure.

In cases too, where the glans presents a remarkable development in proportion to the penis, the latter being long in the corpora cavernosa, whilst the former is swollen, overshadows the corpora cavernosa, and is always uncovered, or at all events, badly covered by the prepuce; the parts want energy. The erections are often incomplete in such cases, especially towards the base of the penis.

As regards the testicles, their smallness is not the only circumstance worthy of consideration. Many of my patients have been afflicted with inguinal hernia, frequently congenital.

Congenital hernia must be attributed to one of the following causes : either the inguinal canal has wanted contractile power, the process of peritoneum accompanying the testicle has been distended with serum, or the testicle has descended late into the scrotum. Under all these circumstances there is evidently radical debility of the parts. It may indeed, diminish considerably as age advances, but we can never expect to find the parts remarkable for their energy. Since I have directed my attention to this subject, I have constantly noticed, that patients afflicted with congenital hernia, presented much smaller testicles than those of healthy persons of corresponding age. The following fact too, is very decisive. When hernia is present on one side only, the corresponding testicle is always smaller than the opposite one, and frequently this difference extends to half the size of the organs. For a long time, I fancied this small size of the testicle arose from compression of the parts by the hernial sac, but I have met with the same circumstance in persons who early wore a truss. I then thought, that compression of the cord by the pad of the truss, might give rise to this defect, but I have not noticed corresponding conditions in those who have worn a truss for accidental hernia. The descent of the testicle into the scrotum often does not take place until long after birth, and in one of the cases I have related, it was not complete until the age of twenty-eight, (case fifty-four.) In all the cases of this kind that I have had opportunities of observing, the organ has been far from possessing its normal size and form; and still further, in cases where I have had an opportunity of examining, after death, the bodies of those whose testicles had not descended, I have invariably found the body of the gland small, soft, and elongated, and the epididymis deformed and unfolded. I have frequently too, ascertained the exactitude of the opinions of Cloquet on the causes that oppose the descent of the testicle; this distinguished observer has pointed that the testicles are always detained either by some mal-formation or adhesion, and such alterations must necessarily influence the functions of the organ.

To resume then : congenital hernia, slow descent of the testicles into the scrotum, or their final retention in the abdomen, must be attributed to debility of the parts, to adhesions, or to alterations in their structure, which must more or less injure their functions.

The form of the testicle is also of considerable importance. The body ought to be ovoid, regular, and smooth; the least inequality observed on its surface, denotes some internal organic alteration. The size of the epididymis should be proportioned to that of the gland itself; any swelling of this part shows that inflammation has taken place, and has not been entirely removed. Such inflammation may have left marks of its presence in other parts through which the semen passes, and consequently, in the seminal vesicles, and even after it has been completely removed, is very likely to return in the altered tissues. It often happens, that neither children nor their parents are able to assign any cause for the occurrence of these in-

inflammations, either because they take place during early childhood, or because they come on without any appreciable injury. I have met with more than one patient who fancied that he had three testicles, and this delusion has generally arisen from the increased development of the epididymis forming a kind of supplementary swelling attached to the testicle. Whenever I have found this swelling considerable, the true testicle has been smaller than natural, and in a few cases it was completely atrophied. The investigations I have made in such cases, have convinced me that the organ did not act, or acted badly. The patients are not, however, removed from the danger of involuntary discharges by this circumstance, because the two organs are not equally affected. I have related a case, in which one of the organs was completely atrophied from infancy, notwithstanding which, obstinate nocturnal pollutions occurred at puberty; these were only attributable to active irritation of the other organ.

Every alteration then, in the form of the testicles, must be attributed to some old standing affection, and announces some internal lesion, which necessarily injures the functions of the part, and warns us of the possible occurrence, at some time or other, of other affections of the same organs. However slight it may be, this alteration in the form of the testicles merits serious consideration in attempting to appreciate the amount of the virile powers, and the disposition to other diseases of the spermatic organs.

I may make just the same remark concerning the vasa deferentia. When they are so thin that difficulty occurs in distinguishing them from the other structures of the spermatic cord, it is a sign of debility; but this sign is never met with alone, the testicles are always small, sometimes even rudimentary; all the secreting apparatus seems to remain in the same condition as before puberty. When on the other hand, the vasa deferentia are swollen, knotty, or enlarged towards the epididymis, it is evident that they have been previously the seat of some inflammation.

Softness and flaccidity of the testicles, also show little energy in the gland, whatever may be its size. I have met with this symptom in many patients remarkable for their continence, and the severity of whose voluntary discharges, bore no relation to the slight accidental causes that excited them. On the other hand, this flaccidity of the testicle is usually accompanied by a similar condition of the corpora cavernosa, which justifies one in presuming that the portions of the genital apparatus which are removed from external examination, partake of a like disposition.

I have already stated, that varicocele must be regarded as a sign of debility of the genital organs. This debility of the venous system of the testicle, justifies us in supposing a want of energy in the remainder of the secretory apparatus; besides which, the stoppage of the circulation through the veins of the cord must injure the capillary circulation in the testicles, and consequently, retard the secretion of semen. I have noticed this in cases of simple engorgement of

the veins of the cord, especially when coincident with considerable elongation of the organ.

Encysted hydrocele developed in the midst of these vessels presents the same indication for the same reasons.

Again, all the parts of which I have spoken may possess their ordinary volume and natural form, but yet may present a decided flaccidity announcing serious debility. This relaxation especially, is easily noticed in the scrotum. Not only does this organ extend to a great length, but it is soft, smooth, and without hair or folds; its surface is moist; no motion occurs in it from the contraction of the dartos or cremaster muscle, and its cellular tissue is often infiltrated with serum. The most remarkable case of this kind that I have met with, is that related at page 223, case 59, in which no sexual desire was ever manifested, but the subject of which, at the age of puberty, became subject to pollutions which nothing relieved.

Lastly, all my patients whose virile powers were originally weak, had very sharp intonation of voice, sometimes quite falsetto. Their hairy system too, was little developed. One patient, at the age of seventeen, had not a single hair on his chin or his genital organs. These characters resemble those found in eunuchs, with this difference, that the health of eunuchs does not become disordered.

Symptoms Affecting the Urinary Organs during Childhood.—The spermatic apparatus does not attain its full development until the age of puberty, but the urinary organs perform their functions from the period of birth. The connexion that exists between the two systems is so intimate, that the observations drawn from the one first in action, foreshadow the affections to which the other may become liable.

Incontinence of Urine.—It must have been noticed, that in several of the cases in which involuntary discharges were manifested spontaneously or from very slight causes, the patients had been subject to incontinence of urine from infancy. I have met with numerous cases in which this was the case, and they were all remarkable for the facility with which involuntary discharges occurred. I shall, therefore, briefly review such circumstances in these cases, as may throw any light on the connexion existing between congenital affections of the urinary passages and involuntary seminal discharges.

In proportion as the child's intellect becomes awakened, he understands the care lavished on keeping him clean, and accustoms himself to assist, until at length he arrives at an age when he has acquired sufficient empire over his habits to avoid soiling his bed or his clothes, at least except in cases of accident. This period varies according to the child's education and mental progress. But when the cerebral functions are thoroughly developed, and the most determined will, and best sustained attention, are not sufficient to prevent the untimely discharge of the urine, there is a more or less disgusting infirmity. Punishment has no effect; it is from the medical man that aid must be sought.

This condition of the urinary organs may present infinite shades of variety ; the worst is that in which the child is unable to hold his urine, even when awake, so that it escapes in an almost continuous manner without his knowledge. This degree of incontinence is seldom observed, except in idiots, whom we must leave out of the question, because of their want of intelligence, leaving them in precisely the same condition as the infant in its cradle. Next come those cases in which the neck of the bladder does not contract strongly enough to prevent, for any length of time, the passage of urine, even during waking ; so that when the desire cannot be immediately satisfied, the want of power in the neck of the bladder allows a portion of the urine to escape, notwithstanding all the efforts of the will. It is evident, that in such patients, the urine will escape much more readily during the night. When it is only during sleep that the escape of urine takes place, the infirmity is grievous enough, but even then it may present many shades of severity. In some cases, the involuntary emission takes place every night ; in others it only occurs when the bladder was not carefully emptied before the patient went to sleep, or because a large quantity of fluid had been drank during the evening. And lastly, in a few cases, the discharge is nearly voluntary, because it follows some dream excited by the distention of the bladder ; in these cases it may be considered rather as an accident than as a habit.

Great differences also exist in the duration of this infirmity : in the worst cases it continues after puberty—more or less changed however, according to the influence which this important period of life exercises on the constitution. In all my patients who had pollutions after incontinence of urine, I remarked that the latter infirmity continued at least until the age of seven or eight years ; in many it continued until the approach of puberty, and such patients always retained a frequent desire of emptying the bladder, as well as considerable difficulty in resisting that desire, especially when acting energetically.

It is evident from what I have just stated, that incontinence of urine diminishes in proportion as the constitution gains strength, and that it generally ceases entirely at the age of puberty, or is, at least, always considerably modified ; and this is enough to show, that the infirmity arises from original debility of the urinary passages. The treatment too that is most successful, supports this opinion. All useful remedies are derived from the tonics and astringents. I have invariably found benefit from aromatic baths in such cases, and I have now treated a vast number of them. I consider, therefore, that incontinence of urine arises from atony or debility of the neck of the bladder.

It is not without reason then, that the approach of puberty is considered likely to effect a cure in such cases ; such a result is explained by the urinary passages sharing the excitement set up at this period in the genital organs ; and this intimate connexion is sufficient to

point out that incontinence of urine in childhood is a bad symptom, when considered in connexion with the powers of the genital organs in after life. The cases I have seen leave no doubt on my mind on this subject; and I should add, that aromatic baths have been very useful in cases complicated in this manner. After aromatic baths I may mention cold bathing, ferruginous preparations, quinine, calumba, &c., which are also useful in relieving the incontinence of urine itself. Sulphuretted baths have also frequently produced good effects.

Retention of Urine.—This accident is very rare in childhood. I have, however, notes of two cases of obstinate involuntary discharges in which it occurred. In the first case, frequent retention took place about the age of two years, and was occasionally so serious that the aid of the catheter was required for its relief. Up to the age of sixteen, too, the patient was never able to pass urine without making ineffectual efforts for a quarter of an hour or more; and even when he consulted me he was obliged to wait five or six minutes before the discharge took place. He was also subject to hemorrhoids from infancy—which is very rare. The susceptibility of the genital organs was so great in this patient, that pollutions were produced by viewing lithographed plates showing the anatomical details of pregnancy.

The other patient was a young man, æt. twenty-one, who consulted me for pain in his chest and stuttering, which had come on after puberty. Retention of urine occurred occasionally during his childhood up to so advanced a period that he was able to furnish an exact detail. At the age of fifteen, after having travelled some time with a female—causing him considerable excitement—he passed a large quantity of semen with the last drops of his urine; afterwards the same circumstance frequently occurred without any previous excitement. He noticed also that he passed semen during efforts at stool. He occasionally practised masturbation, but at very distant intervals, and he never passed on such occasions more than two or three drops of semen. He had opportunities of sexual intercourse six times in four years, and on each occasion found himself completely impotent. This patient deceived himself curiously as to the cause of his want of power: once he imagined that it arose from the disgust inspired by a prostitute; once from the respect he felt towards a mistress; on another occasion he eat too much before going to his rendezvous; at other times he had drunk too much punch, eaten too many strawberries, &c. I mention these subterfuges, because patients who are in this unfortunate position, take vast trouble to deceive themselves.

The impotence in this case arose from diurnal pollutions which had evidently long preceded the rare attempts at masturbation, which the patient committed. He came to consult me for an affection of the chest, and stated that he should return shortly. Two years afterwards, however, I learnt from his elder brother who consulted me

for a similar affection, that he became so ill as to be unable to undertake the journey, and that he died at the expiration of three months. His brother strikingly resembled this patient, not only physically but morally; he was also affected with stuttering. There was, therefore, in these two brothers, a congenital pre-disposition to involuntary seminal discharges, shown in the younger by very early retention of urine. The younger one, too, died, while the other recovered easily enough.

The following consultation has recently been sent me. The patient's grandfather died of a calculous affection; his father is of very nervous temperament, and subject to retention of urine arising from affection of the prostate; the patient himself, born during the disturbances in La Vendée, has always been delicate and very irritable. He has never been able to empty his bladder completely, whatever efforts he may make for that purpose, and the first jet of urine is always long in appearing. He practised masturbation very rarely when between fourteen and fifteen years of age. He is, however, subject to debilitating nocturnal pollutions, which have injured his health. Warm baths, abstinence from wine, and a non-stimulating diet, together with refreshing beverages, were the means which produced most benefit.

In all cases of early retention of urine, a decided disposition to irritation of the prostate is to be suspected, instead of debility and relaxation of the parts such as are found in persons who have been subject to incontinence when children.

To resume then: incontinence of urine is a symptom the more serious in respect to the genital functions in proportion as it is more complete and prolonged, and the pollutions which follow it so easily are to be attributed, in a great majority of cases to congenital relaxation, or debility. Such pollutions are always very obstinate.

Retention of urine announces just as surely a disposition to phlogosis in the prostatic portion of the urethra; and this is more marked in proportion as the retention occurs early in childhood, a period at which the organs are not exposed to the irritations that act on them after puberty.

Hereditary Transmission.

CASE LXI.

Blennorrhagia at the age of twenty-one—Pains in the testicles—Pollutions during four years—Serious gastric and cerebral symptoms occurring in paroxysms—Hereditary pre-disposition—Iced milk—Cauterization—Acupuncture—Sulphuretted baths—Recovery.

In November, 1835, Dr. Guillemot requested my opinion on a patient of his, whom he thought affected with chronic cerebral affection. The following are the chief facts.

M. M——, of lymphatico-nervous temperament, and excellent disposition, whose father had been weak and unhealthy, passed his childhood without suffering from any serious disease, but was always subject to diarrhœa accompanied by very painful tenesmus, which generally yielded to slight medical treatment, but was reproduced from very slight causes. He led a sedentary studious life, and had never committed excesses of any kind.

In 1827, at the age of twenty-one, he contracted simple blennorrhagia, which yielded quickly to the use of demulcents; soon after, he experienced a vague dull pain in the testicles, which troubled him much on account of its seat and its constancy, although his medical attendants did not consider it of consequence. He had also repeated nocturnal pollutions, followed by fatigue and general uneasiness, especially when they occurred very frequently. His erections too, were sometimes painful. During four years, he suffered constantly from indisposition; he had frequent attacks of indigestion, repeated headach, and sudden attacks of giddiness; although these were slight and passing. His memory and aptitude for intellectual employment were diminished. In 1831, he had strange noises in his right ear, accompanied with buzzing and momentary deafness, which went off and returned without evident cause. The attacks of cerebral congestion became more severe, but were still of short duration.

In March, 1832, the first serious attack occurred; it was ushered in by an abundant discharge of urine with notable digestive disorder, and was afterwards marked by violent spasms and constant giddiness, which did not allow the least motion of the head without loss of consciousness. Venesection and leeches were had recourse to, with marked increase of the agitation and other symptoms. Blisters and a seton in the nucha were followed by momentary relief; but similar attacks soon recurred.

In 1833, the patient experienced much dread of the cholera; he had symptoms of hypochondriasis, which were attributed to fear, and completely lost his hearing on the right side. In November, he was bled in the foot, and injections of vapour and fluid into the ears were practised without benefit. Russian and Egyptian baths were used, and immediately afterwards, several violent attacks occurred, exactly similar to those before suffered. A severe regimen was now ordered, together with a large issue in the nucha; no benefit resulted. A venereal taint was now suspected by Récamier, and mercurial baths ordered without any effects worthy of notice. The attacks were now supposed to be periodical, and sulphate of quinine was ordered; but, on the third day of this new treatment, a still more serious attack occurred, and Marjolin and Baudélocque were consulted. Fresh issues were made in the nucha, and mercurial pills and decoction of sarsaparilla were ordered. During three months little change occurred. There was violent pain in the right shoulder, with an eruption in the neck.

In the spring of 1834 a slight improvement took place, which lasted two months, after which, the same attacks returned with increased frequency and severity. Valerian and belladonna were now prescribed without benefit. In the spring of 1835 another remission in the symptoms took place; but at the end of the summer, the same accidents re-commenced.

When I saw the patient, his last attack had continued upwards of a month almost without remission; his emaciation and pallidity were striking: he lay on his back quite motionless, not daring to lift his head from the pillow, or even to turn from right to left; on the least attempt at motion all things around him seemed to turn at the same time that he turned with

them, and the room appeared to sink with him; his cephalalgia was intense and constant, and especially felt in the region of the right ear; the corresponding temporal region was more sensitive than the other, and the mouth was drawn to the opposite side when his lips were in motion. There was constant stiffness of the neck; he was unable to bear the least light or noise, and even a slight motion of the air increased his irritability, and caused serious symptoms. His pulse was feeble and remarkably slow; his urine passed abundantly, was muddy, and deposited much sediment, containing phosphate of lime, with a thin mucus uniformly mixed, and a denser deposit which occupied the lower layer.

It seemed evident that this deposit contained semen in abundance, although I was unable to satisfy myself completely of the presence of spermatorrhœa, on account of the quantity of urinary salts present. The patient asserted, that several of his most severe attacks had come on immediately after abundant nocturnal pollutions, and that he always felt worse the day after they had taken place. Still the deafness on the right side, the pain in the neighbourhood of the right ear, and the deviation of the mouth to the opposite side, seemed to indicate a chronic affection of the right internal ear, which probably had extended to the membranes of the brain in the neighbourhood. On the other hand, both the patient and Dr. Guillemot had noticed that every attack had been preceded by an abundant secretion of clear colourless urine, with marked disorder in the digestive organs. I still feared that I might be misled, by having my mind pre-occupied with the subject of spermatorrhœa, and I therefore, at this time, declined to advise cauterization.

Iced milk, however, I ordered, and it re-established the functions of the stomach in a short time, and increased the patient's appetite, which he was obliged to satisfy frequently under the penalty of again suffering from cerebral symptoms. Camphor was insupportable on account of its influence on the head, and opiate enemata produced constipation. Syrup of nymphaea, however, had a better effect. After its use the nocturnal pollutions became more rare, and the urine, after several variations, at length continued perfectly transparent, (excepting on the days following nocturnal pollutions,) during forty days. By degrees, the severe attacks became less frequent, and the patient at last passed two months without experiencing any: his deafness was less complete; his attacks of giddiness ceased, and at length he had resumed his ordinary diet and thought himself cured, when in the middle of March, 1836, his nocturnal pollutions again became more frequent; the urine constantly contained an abundant spermatic deposit; his digestion grew difficult, and with the symptoms of gastric derangement, the giddiness and cephalalgia returned. Decoction of nymphaea in injections, and the presence of a catheter in the urethra for an hour or two at a time, caused these nocturnal and diurnal pollutions to diminish considerably, but the coincidence of new disorders accompanying the return of the pollutions, left no doubt as to the origin of the disease, and I therefore advised cauterization. This was performed some time afterwards, and still later, I used acupuncture.

These means produced a profound and lasting change in the functions of the spermatic organs, for, from this time, the nocturnal pollutions became more and more rare, and the urine rarely contained either spermatic deposit or mucous cloud. The other symptoms also gradually diminished from this period, clearly showing that they arose from involuntary seminal dis-

charges. The attacks of giddiness disappeared so completely, that M. M—— in travelling through Switzerland shortly after, was able to pass on a mule along narrow precipices, and on the brink of torrents, without suffering the least inconvenience.

M. M——, being convinced of the return of all his functions, has married, and became a father a few months since.

From the conclusion of this case, it is impossible to doubt the true cause of the gastric and cerebral disorder, and it is evident, that their habitual coincidence was owing to their arising from the same cause. The frequent intermittences of the disorder are not wonderful after the cases I have already related, besides, during these intervals of a month or two at a time, the health was never perfectly re-established. The patient was only less ill than usual. Before having severe attacks too, the patient had suffered from slighter ones, to which he paid no attention, but which only differed from those which occurred afterwards in their intensity and duration.

M. M—— had complained for a long time, of dull and wandering pains in his testicles, painful erections, and frequent debilitating nocturnal pollutions. If therefore his medical attendants had paid attention to these symptoms, they must soon have discovered the cause of his disorder.

It was impossible to mistake the influence of blennorrhagia in exciting these nocturnal and diurnal pollutions, and I did not seek any other cause; but Dr. Guillemot sent me some very judicious observations, which I must mention here. M. M——'s father was always an invalid; he was subject to frequent and obstinate catarrhs; his appetite was irregular and his stomach very inactive. The state of his digestion too, exercised great influence over his character. All his family noticed the analogy between his symptoms and those of his son.

M. M—— has also a brother who resembles him physically as well as morally, and who suffers from frequent but less severe attacks of giddiness. He is also subject to nocturnal pollutions, especially when travelling, and Dr. Guillemot has often found traces of spermatic deposit in his urine. He is frequently constipated and passes a certain quantity of semen during his efforts at stool. He is subject also to eruptions on the glans and prepuce. For these symptoms he has quite recently consulted me. The similarity of these circumstances recurring in M. M——'s father and brother is worthy of notice; indeed, there is no reason why the genital organs should not partake of the family resemblances, that exist in features, height, temperament, &c.

I think, therefore, that in this case the involuntary discharges, and the serious disorder to which they gave rise, depended more on hereditary predisposition than on the blennorrhagia.

The following is a very remarkable circumstance of the same kind, which came under my notice in 1830.

CASE LXII.

Nocturnal and diurnal pollutions occurring in three brothers.

In 1822 M. C——, æt. nineteen suffered from frequent nocturnal pollutions although he had frequent sexual intercourse. One night on awaking he endeavoured to prevent ejaculation from taking place, by firm pressure on the bed; he succeeded: but the next morning without any other evident cause, the passage of urine was painful; the second day the pain in the urethra increased; the patient had discharge, fever, dysuria, and even strangury. These symptoms lasted a month and more, their severity being, however, diminished by demulcent drinks, local and general baths, and a strict regimen. Before the patient was quite well he attempted coitus, which was accompanied with severe pain in the urethra. A little while after there was abundant deposit in the urine.

In 1823, after a very tiring walk, this patient experienced a lively burning in the urethra during the passage of urine. The discharge too, returned, but passed off without any treatment. During the five years following, although he was strictly continent, he suffered from constant burning in the urethra, with from time to time dysuria, pain in the loins, and abundant deposit in the urine.

In 1829 he was in a state of profound melancholy and depression; he suffered from difficulty of breathing, a sense of weight at the epigastrium anorexia, frequent liquid stools, and heavy pain in the lumbar and hypogastric regions. Whenever he went to stool a considerable discharge of watery semen took place, and the same thing happened frequently during the emission of the last drops of urine, as well as after he had experienced the least venereal excitement, although he had not had erection. The prostate was not enlarged, but painful on pressure.

This patient's elder brother, æt. twenty-five, of robust constitution and remarkable muscular strength, possessed active virility at the age of nineteen, when he had daily meetings with a female whom he endeavoured to seduce, often renewing his attempts three or four times in a few hours. At first obstacles only arose from the pain caused, and the unfavourable circumstances that accompanied these meetings, but after a time his erections became incomplete, ejaculation took place very rapidly, and at last took place on the first approaches. Afterwards he addressed himself to other females, but then he perceived that his erections were incomplete, rare, and of short duration; he experienced frequent and almost passive nocturnal pollutions, with pain in the testicles and spermatic cords, and at last, involuntary discharges during efforts at stool; his health, however, was not much disordered.

The younger brother, æt. nineteen, also suffered from nocturnal pollutions without erection, involuntary discharges at stool during the emission of urine, and even while in company with a female. These he attributed to considerable ungratified venereal excitement, which he had experienced daily for a long time together.

The coincidence of nocturnal and diurnal pollutions in three brothers, the eldest æt. twenty-seven, the youngest nineteen, is remarkable enough;—all three being strong and well made. It is worthy of note also that the gravity of the symptoms was exactly pro-

portioned to the age of the individuals, and consequently, to the duration of their disease; for it seemed to have commenced in each case at about the same age.

The causes which favoured the development of the disease in these three brothers were too slight in each case not to require the hypothesis of congenital disposition to account for its appearance. Cases of this kind are rare, but those above related are sufficiently characteristic to leave no doubt of the possibility of hereditary pre-disposition to involuntary discharges existing without any sign in the genital organs denoting its presence.

Congenital increased Nervous Susceptibility.—I have met with a considerable number of patients in whom involuntary discharges were referrible rather to an originally excited sensibility of the genital organs, than to congenital relaxation. None of these patients had been exposed to the influence of any cause sufficient to account for the occurrence of spermatorrhœa.

In general such patients were of sickly constitution and more or less marked nervous temperament, they had been delicate from childhood, and subject to various spasmodic disorders. Some of them presented involuntary twitching of the muscles of the face, hesitation of the speech, &c.; their imagination was active, and their moral and physical sensibility very acute. They were very restless and bore contradiction, or mental excitement, badly.

In childhood they presented local symptoms, which indicated peculiar susceptibility of the urinary organs, every impression of fear or anxiety showing itself in this direction. What would have produced shuddering, or palpitation in other children, in them caused a secretion of clear watery urine, which they were obliged to discharge frequently; a sense of constriction of the hypogastrium, and a sense of titillation generally accompanied its discharge. This condition of the urinary organs, continued more or less severe in all the cases until after puberty, when it became joined with other symptoms. One of these patients one day experienced at the age of sixteen a fit of irritability and impatience, which, however, he succeeded in repressing; and he then felt sudden and impetuous desire of micturition: whilst emptying his bladder he perceived a large quantity of pure semen discharged with the last drops of urine. This occurrence was the forerunner of nocturnal and diurnal pollutions, which at the age of twenty-seven, had entirely ruined his health. Another, at the moment of competition for a college prize, was unable to find an expression he wanted: at the same time he felt a want to make water, which he resisted by firmly crossing his legs; but his impatience increased and he shortly experienced an abundant emission without either erection or pleasure. A third patient suffered in the same way under similar circumstances; he saw the moment approach for sending in his thesis, the more he endeavoured to hurry the less freely his expressions flowed; at length, on hearing the clock strike, he suffered from so great mental disorder that he nearly fainted; at this

moment emission took place. A fourth having mounted on a high gutter of a house to take some sparrows' nests, looked down into the court below, and was suddenly seized with such terror that he fainted; on recovering and escaping from his dangerous situation he found that he had had an abundant seminal emission. The same circumstance occurred to a fifth, who, in descending a ladder missed his footing and fell. Another patient told me that if he looked down from a height, or only fancied himself on the brink of a precipice, he felt a sense of contraction in the genital organs, which passed rapidly to the base of the penis, and ended by causing emission. The motion of a swing produced the same effects in a seventh.

Almost all these excitable persons were exposed to erection, and even to pollutions whenever they rode on horseback.

Although all these involuntary discharges were caused by extraordinary circumstances, I should not have paid much attention to them if they had not been followed by nocturnal and diurnal pollutions, which the most trifling circumstances rendered very serious. The disease, however, did not always put on a serious aspect immediately after these singular accidents; very often, indeed, it only injured the patient's health long afterwards; but as its gravity could not be explained by any *occasional* cause, I feel myself compelled to admit the existence of a congenital increased nervous susceptibility of the genito-urinary organs. Every thing indicates, in fact, that the organs of these patients were rather excitable than weak and relaxed; and this condition was congenital because manifested from the earliest infancy. This excessive sensibility of the genital organs is, however, not always preceded by a similar condition of the urinary apparatus.

In all these cases, tonics and excitants always produced bad effects; proving that the genital organs were not suffering from atony.

Long-continued Continence.—I have already shown the vast advantage of chaste habits, strict principles, and moderate desires; I have now to point out the inconveniences resulting in certain cases from absolute and long-continued abstinence from sexual intercourse. The effects produced by complete privation afford the most certain evidence of the original strength or debility of the genital organs. If they are powerful, such privation proves a kind of torture which may induce the most serious abuses, or disorder in all the functions; if irritable, prolonged abstinence causes abundant and frequent nocturnal pollutions; if weak and little developed, such privation is not painful; the pollutions are rare and in small quantity at first, but still they produce a serious effect, and after a time they become more and more severe and difficult of cure.

These signs of energy, irritability, or weakness in the genital organs, are more certain than those drawn from their external appearance.

The patients of whom I am about to speak are all remarkable for the facility with which they support privation from sexual intercourse.

Their lives are exemplary in all respects; not only have they never committed excesses or practised abuse, but for the most part they have never even had any relations with the opposite sex. In these cases the temptation is so slight that to conquer it is not any great merit. Such constant and easy continence is an unfavourable sign when considered in reference to the powers of the genital organs; and we should much deceive ourselves if we adopted, without examination, the explanation the patients give of their conduct. They generally attribute their continence to strict morality, to religious principles inculcated in early infancy, or to the effects of good example; they omit altogether to mention the little desire they have had to combat. But when such patients wish to break their long and easy continence, they find themselves completely unable; not on one occasion only, but habitually; not under unfavourable circumstances, but during many years of marriage. Such a state of things during the period of the greatest virility completely explains the ease with which they maintained their former long continence. Most of these patients, too, feel a strange presentiment of the catastrophe which awaits them. They have a suspicion of their weakness, and hence they manifest an instinctive repugnance to marriage, and hesitate long before they are able to make up their minds to enter that state.

A great facility, then, of supporting absolute continence, ought to lead us to suspect want of power in the genital organs; as well as diurnal pollutions when nocturnal ones do not occur, because the continued presence of semen will stimulate the least powerful organs into occasional action.

Let us now see what are the effects of such long continence, especially in these weak individuals. If fatigue be hurtful to all organs, so moderate exercise is necessary to them as soon as they are in a condition to act. The generative organs are not beyond the influence of this general law. All surgeons admit that prolonged inaction produces the same effects on the genital organs as on any other; that is to say, that it diminishes their energy and activity. The inactivity of these organs in children and eunuchs arises from the non-secretion of semen; no pollutions can therefore arise in such cases, and the health does not become disordered. On the contrary, in the unmutated adult, want of power can only be attributed to very serious diurnal pollutions often very difficult of cure. As soon as the evolution of the genital organs commences the testicles begin to act; if their structure be not accidentally injured they continue to secrete until a very advanced age. This secretion it is true, may be diminished by the absence of all excitement, direct or indirect, or by momentary weakening of the system, or by the special action of certain medicines; but it never ceases entirely from the age of puberty to the commencement of old age. Hence results an evident deduction, viz.: that in the absence of all voluntary evacuation the seminal vesicles must become filled more or less rapidly, and after a time must become distended; so that if the secretion be not evacu-

ated in quantity in an open and sudden manner, it must escape by degrees at periods more or less close, and under circumstances which render this evacuation difficult to be ascertained. In other words, if nocturnal pollutions do not occasionally occur, it is because diurnal ones exist.

From the numerous cases I have related it is evident how slow and insidious the progress of this disease may be, and it is remarkable that those who have fallen into the most deplorable condition, and whose cure has been most difficult, have been precisely such as had supported the disease longest without suffering much.

In studying the cases attentively it becomes evident that the disease commences by nocturnal pollutions, accompanied with lascivious dreams, energetic erections, and a lively sense of pleasure. But this orgasm diminishes by degrees, and the emissions at last take place without erection or sensation; such nocturnal pollutions become more rare and sometimes cease entirely, and then the health of the patients becomes seriously and rapidly affected, much to their astonishment, as they have no suspicion that diurnal pollutions have been added to the nocturnal ones, and at last have entirely taken their place.

By reflecting on the succession of the phenomena in individuals who have done nothing to aggravate their condition; and taking into the consideration the salutary effects which sexual intercourse produced in many of the cases that have come under my notice, (see case fifty-six) it is impossible not to admit that prolonged inaction of the genital organs diminishes the tonic resistance of the ejaculatory ducts, disorders their sensibility, and perverts their functions, without being able to prevent the formation of semen by the testicles, or its passage into the seminal vesicles. Absolute continence, therefore, renders the expulsion of semen more and more easy in these cases without diminishing its secretion in an equal proportion.

The striking and numerous cases of this kind that I have met with leave no doubt on my mind as to the true cause of the deceitful calm of the genital system. The erections and the desires undoubtedly cease; impotence is established; the organs no longer give the least sign of activity; nothing can remove their torpidity: all this is incontrovertible: but this condition is far from one of rest, especially of reparative rest; no advantage to the economy can result from it, in whatever manner the other functions may be performed; it is truly a pathological state; and it may exist long without appearing serious or sensibly affecting the constitution. But it becomes aggravated with the prolongation of the continence and grows daily more difficult of cure.

The good health of such patients is only apparent; the least circumstances disorder it, and what they suffer is unsuspected; their parents, their most intimate friends are ignorant of the cause of the various disorders they complain of; the medical man who possesses their confidence is not better informed, because the patients them-

selves do not suspect it; thus their indispositions are set down to *ennui*, tendency to melancholy, or hypochondriasis. When their diseases become more serious, their constitutions are said to be delicate, impressionable, or unhealthy, or they are considered *malades imaginaires*. They are told that they pay too much attention to themselves, or that they have fondness for medicines. Medical men in large practice get tired of hearing their long series of inexplicable complaints, and get rid of them by advising travelling, or change of air. Charlatans rob them; officious friends advise marriage, or occupation to fill the void in their existence; every one blames, because no one understands them. Incapable of all serious occupation or deep affection, they grow discontented with themselves and still more so with others; absorbed by one sole thought, they return unceasingly to themselves to seek the cause of their condition, and soon become misanthropical.

When the disease has arrived at this point it must make progress, because the normal exercise of the organs is indispensable to give them tone and to put an end to the involuntary seminal discharges; but these no longer permit the erectile tissues to pass out of their torpidity. We must, therefore, commence by arresting these pollutions; but when they have become diurnal their existence is easily mistaken, and their cure is more difficult in proportion as the period of inaction has been more prolonged.

From these facts it results that the least excitable and the most continent and timid individuals are precisely those for whom habitual continued continence is most injurious; they endure it with less immediate inconvenience than others; and although any excess would be very prejudicial to them, absolute privation possesses the greatest dangers. In fact, natural moderate exercise can alone give to their organs sufficient energy, and sufficiently regular habits to arrest nocturnal pollutions, and to prevent the occurrence of diurnal ones. No one would think of depriving a delicate child of exercise simply because he shows less disposition for it than his companions. Every one on the contrary would understand that it is the only means by which his weak constitution can be strengthened, if not rendered hardy. The same reasoning holds good in respect to the cases under consideration.

GENERAL REVIEW OF THE CAUSES OF SPERMATORRHOEA.—It has been seen that the causes of involuntary seminal discharges are very numerous, and that their mode of action varies much. Hippocrates wrote only of venereal excesses. Tissot and his successors added masturbation—the incompleteness of this list is evident. These two causes were supposed to act invariably in the same manner; whereas I have proved that their influence varies in different individuals, and even in the same individual at different times. All pollutions, too, whether nocturnal or diurnal, were referred to relaxation of the genital organs; but I have shown that a very opposite condition produces

the same effects; indeed, that this supposed relaxation seldom exists alone, especially under the circumstances stated.

I will now briefly recapitulate these causes. The first I considered was *blennorrhagia*—tracing the inflammation from the orifice of the glans penis, and considering all the changes produced by it in the tissues. Secondly I spoke of *cutaneous affections*, pointing out the mode in which, by propagation of the cutaneous irritation through its continuity with the mucous lining of the urethra, involuntary seminal discharges arise. Thirdly, I considered the *influence of the rectum*. This I divided into two kinds: the one being mechanical, arising from an obstacle to defecation or from constipation, the other a vital action, producing its effects by the extension of irritation from the rectum to the prostate and seminal vesicles. The fourth cause of which I treated, was *abuse*. Here I pointed out the various causes of abuse, their importance, and the varieties of abuses. On these points I laid considerable stress, on account of their importance to the well-being of the human race; I also pointed out the effects of abuses, and the means to be taken to prevent them. The fifth cause that came under my notice, consisted of *venereal excesses*, and here I showed the circumstances which constitute excesses, and the conditions in which slight sexual intercourse may be injurious. I showed also, that factitious desires may arise and carry intercourse beyond the actual wants of the system. The general and special effects of venereal excesses also occupied my attention. Sixthly, I considered *the action of certain medicines* inducing involuntary seminal discharges. I showed the effects of astringents, purgatives, and medicines which stimulate the urinary organs, such as nitrate of potass, &c. I also mentioned the action of coffee and tea, when taken in excess. Seventhly, *the action of the cerebro-spinal system* occupied my attention. I here considered the action of the cerebellum and spinal cord. Eighthly, I considered *congenital pre-disposition*; and here mal-formations came under my notice, with phimosis, exuberant prepuce, vitiated secretion of sebaceous matter, hereditary predisposition, congenital debility, &c. I also passed rapidly over the symptoms by which debility of the genital organs may be recognised, and the conclusions to be drawn from incontinence of urine during childhood. I also made a few remarks on disorders of nervous susceptibility, and on the effects of continence on cases in which the genital organs are originally in an atonic condition. I have, in this first part of my work, related many cases—too many perhaps to suit the taste of some readers—but I found myself under the necessity of treating the subject of involuntary discharges as an entirely new one, and of proving each proposition as I proceeded—the scanty writings on the subject that have hitherto appeared, being not only useless, but worse—full of errors.

CHAPTER XI.

SYMPTOMS OF SPERMATORRHŒA.

I have hitherto been occupied only in considering the causes of spermatorrhœa; its symptoms now claim more special attention.

A cursory glance at the symptoms of involuntary seminal discharges is sufficient to show, that some may be referred exclusively to the genital organs, while others extend to all the functions of the system. The first constitute the disease, the second are only its more or less remote consequences. I divide the symptoms, therefore, into two great groups of *local* and *general* symptoms, in order to approximate, in their natural position, those phenomena which are most nearly connected among themselves. Both divisions are, nevertheless, intimately connected.

While considering these symptoms singly and in order, I shall avoid all those subtle divisions that have been proposed, into pollutions attended with erection, pleasure, spasmodic contraction, &c.: such being in my opinion, only useless complications of the subject.

LOCAL SYMPTOMS.

Nocturnal Pollutions.—Those involuntary discharges that take place during sleep, are easily ascertained: but it is not always so easy to appreciate the degree of importance to be attached to them, because they are not all equally injurious; under some circumstances they are even useful. The most abundant nocturnal pollutions are far from being always the most hurtful. When they arise from true spermatic plethora, they often relieve erotic excitement, with its accompanying agitation, anxiety, uneasiness, and indefinable trouble in all the functions. They are followed by a general feeling of comfort; the head becomes clearer, the ideas more rapid, and the motions more nimble; there is more inclination to amusement, and to every kind of occupation. I admit that nocturnal pollutions do not often produce such good effects, but then they are not often the result of spermatic plethora; they may too, easily lose their character, so that habit alone tends to make them more and more frequent. In the greater number of cases, however, these evacuations are of very little importance.

But this state of excitement is too violent to last long: by degrees the organs become fatigued. Deprived of their natural functions,

and consequently, being unstrengthened by regular exercise, they may at last fall into a state of atony, or the seminal vesicles may preserve the habit of contracting, under the influence of slight or indirect excitement. The evacuations now produce effects quite opposite to those experienced in the beginning. There are on waking, feelings of discontent, idleness, weight in the head, disorder in the ideas, &c., but this condition passes off in the course of the day, and the patient is quite well on the following morning, if no further emission take place. After a time, these effects become more serious and lasting, and two or three days are required to remove them completely. There is, however, no disease as yet, because the economy is not as yet permanently disordered; but there is a degree of instability in the patient's health, a valetudinary condition, the progress of which it is necessary to arrest.

In these simple and early cases moderate coitus is useful; it gives tone to the organs, and breaks off the habit of involuntary emissions. At a later period coitus has its dangers.

When nocturnal pollutions are excited by abuse, by venereal excesses, or by the irritation of ascarides, they frequently produce serious disorders soon after their appearance, and the disease rapidly progresses. By degrees all the phenomena of excitement which preceded or accompanied the crisis, disappear entirely; emission occurs without dreams, erections, pleasure, or indeed, any particular sensations; so that the patients only discover what has taken place by finding the marks on their linen when they awake. At the same time, the seminal fluid loses its consistence, colour, smell, and even spermatozoa by degrees, and more and more resembles mucus or prostatic fluid. It is impossible to doubt its identity however; the changes take place slowly, and frequently patients are able to follow their progress. These watery evacuations are followed by similar but more violent effects; besides, the seminal vesicles alone can furnish so abundant a discharge of viscid matter. The emission is sudden, the patients never having a constant seminal discharge. A similar evacuation does not always take place every night, though sometimes discharges may happen frequently in one night; and this the patients are easily able to ascertain, because their sleep is light and broken. As to the absence of erection during these discharges, it cannot be doubted, as the matter is found in the hair around the base of the penis, in the perineum, and even on the thigh. When it becomes dry after flowing over the skin, it forms a thin, brilliant pellicle, resembling the mark left by the garden snail. Generally, a good deal of this matter too, is found on the interior of the prepuce; sometimes even the prepuce is entirely filled with it, showing the flaccidity of the penis, and the little energy of the seminal vesicles. This kind of progressive decrease in the excitement of the genital organs, with the corresponding increased alteration in the qualities of the semen, is accompanied with notable increase in the severity of the general symptoms, and in the difficulty of treating them.

In nocturnal pollutions, and, indeed, in all involuntary seminal discharges, the semen rarely undergoes any other alterations than those of which I have spoken; even when the patients have practised masturbation or coitus so furiously as to cause emissions of blood. I have only met with one case in which the pollutions were sanguinolent, and that only for a few days. The semen is also rarely purulent or sanious, at least during any length of time, in patients affected by involuntary discharges; such characters evince a profound lesion of the spermatic organs, which would be soon followed by death if it continued in so great intensity. It often happens that ordinary spermatorrhœa follows these sanguinolent or sanious emissions; but so long as the disease preserves the characters of a simple inflammation it must be considered as such, and treated accordingly. The effects of nocturnal pollutions are generally supposed to be proportioned to their abundance, frequency, and the energy of the phenomena that precede and accompany them: this conclusion is however, extremely false. In all the cases of nocturnal pollutions related by authors, occurring *critically*, and putting an end to alarming symptoms, the discharges have been very copious, and often repeated in a single night. It may easily be conceived, therefore, that it is only in an extreme state of spermatic plethora that such frequent discharges can take place. But, putting aside these exceptional cases, we may often be deceived as to the importance of nocturnal pollutions when considered only with respect to the abundance and frequency of the discharges; for the virile powers vary much in different individuals, and we have no certain means of establishing the relation between this power and the constitutional strength of the patient. Besides, on the other hand, it is generally when the pollutions become less frequent and abundant that they are followed by serious and long continued general symptoms. This anomaly is, however, only apparent, because the nocturnal pollutions become joined with diurnal ones that occur insensibly. It is, therefore, of importance to warn both surgeons and patients of the errors they commit daily in estimating the value of nocturnal pollutions by their abundance and frequency.

It is generally believed that erotic dreams excite nightly discharges, and they are consequently considered very dangerous. But the lascivious images that present themselves during sleep arise from excitement of the genital organs in the same way as the erections and the contractions of the seminal vesicles. These phenomena all coincide; they all arise from the same cause: but one does not depend on the other.

Two kinds of these dreams may occur: the one arising from true spermatic plethora, and presenting pleasant images unmixed with any disagreeable sensation; the other, excited by irritation of the organs and mingled with filthy or disgusting ideas. After a time too these dreams may degenerate into true nightmare, accompanied with terrible sensations and difficulty of respiration, and in the middle of

the agitation the seminal emission takes place unaccompanied by any lascivious idea or voluptuous sensation. The danger commences when the erotic dreams diminish in vigour, and their return is one of the most certain signs of improvement.

The same thing may be said of the energetic and long-continued erections, and the active contractions that take place under similar circumstances. The diminution of the energetic phenomena alone should cause uneasiness, the most debilitating discharges, and those most difficult of cure being those that take place most passively. The more the seminal fluid too loses its distinctive characters and becomes watery, the more hurtful are the effects of the discharges on the system.

Diurnal pollutions are distinguished from nocturnal ones by their taking place during the waking state. They may be divided into two classes: those that happened during defecation, and those that occur during the emission of urine.

The diurnal pollutions that happen during defecation are more easily discovered than those that take place during the emission of urine; they do not, however, always constitute a disease, although they can never be critical or useful like certain nocturnal pollutions. So long as they happen rarely, and are accidental, the health is not injured; but when they do not cease on the removal of the accidental exciting cause, they incline to become more and more frequent, and to continue from habit, and after a time constitute a disease which may become serious and obstinate. The transitions are sometimes so insensible, that it is difficult to establish fixed characters for them, which shall be constantly applicable to practice.

When a robust individual has been submitted to unusual continence, and to the long continued motion of a carriage, he may experience, after a few days' travelling, an abundant discharge of semen during the violent efforts excited by accidental constipation. This is not a matter for much alarm; all will disappear as soon as the cause is removed. But habitual and constant travelling in a carriage may bring on permanent constipation, and a habit of involuntary discharges, very difficult to break off. The diminution of the erections under these circumstances is not always attributable to the genital organs becoming accustomed to the heat and motion of the carriage; but very often to the frequent repetition of unnoticed diurnal pollutions. The same thing may happen with respect to daily and long continued horse exercise. Generally the organs habituate themselves to the action, but occasionally diurnal pollutions come on, and do not readily pass off, although their cause may have been removed.

The same may be said of the effects of long continued sitting, in literary men and others. After having produced increased heat in the margin of the anus and perineum, with frequent and prolonged erections, sedentary habits are often followed by a completely opposite condition, without the transition from one state to another being appreciable. The long use of astringents and bitters, together with,

in fact, all causes capable of inducing constipation, tend equally to transform diurnal pollutions, which were harmless at first, into serious and intractable disease.

In all cases of this nature it is not habit alone that tends to perpetuate the evacuations; there is also want of power in the rectum, which continues to increase in proportion as the system becomes weaker. Defecation requires the assistance of powerful efforts of the abdominal muscles, and this produces compression of the seminal vesicles.

On the other hand, all causes irritating the rectum may produce spasmodic contractions in the seminal vesicles, so that diurnal pollutions may be produced as well during diarrhœa as during constipation: such an effect is generally of short duration; but it may become permanent provided the rectal irritation be long continued, or return frequently. Such susceptibility of the seminal vesicles, too, announces an unfortunate disposition to the occurrence of these discharges; and this is the point of chief importance in the consideration of pollutions produced by a hot, cold, or irritating injection, by an active purge, &c.

The same remarks hold good when applied to the pollutions excited by hemorrhoids; very often they only come on when such hemorrhoids are increased accidentally, but they may continue afterwards and even become habitual.

In all cases such as I have just been considering, it is for the practitioner to appreciate the importance to be attached to the discharges, and it is by their effects that he must judge them, rather than by their abundance; for some patients support their effects better than others, and the danger varies according as they are accompanied or not with other pollutions—as, for instance, with those that occur during the discharge of urine.

The seminal vesicles sometimes contract from sympathy, rather than from being compressed by the rectum. This is easily observed in some patients who never pass semen during the efforts at defecation, but only *after* the passage of fæces, and even sometimes whilst adjusting their dress. In such cases a sudden convulsive shock is felt between the perineum and neck of the bladder, sometimes with slight turgescence of the penis and a certain amount of pleasure; and the fluid is discharged by two or three spasmodic contractions which may even project it a short distance. If these discharges always occurred after defecation they would be as easily discovered as nocturnal pollutions, for the fluid could not escape the patient's observation. But such cases are the rarest; and in all others the discharges are generally the less suspected in proportion as the disease becomes more serious. In fact, at first, when the discharges depend on long continence, accidental constipation, &c., they are very copious, and generally attended with more or less turgescence of the penis and slight sensations, which attract attention. The semen, too, possessing its normal characteristics, cannot be mistaken in these cases, and

the sensation it produces in passing through the urethra is very different from that excited by the passage of urine. But as I have before stated, in proportion as the disease progresses, the semen becomes more aqueous; it is expelled with less effort and less copiously. Thus, supposing that the small quantity of fluid discharged be not passed together with the urine, the patient may imagine that he has only passed mucus or prostatic fluid—an opinion which, if he mention the circumstance to his medical attendant, is very likely to be confirmed.

It is well known that after violent efforts at defecation, a small quantity of viscid matter may be expressed from the follicles of the prostate, and may form, with the mucus of the canal, a drop of thick and stringy fluid which stops at the orifice of the glans; but is this the reason why every one who states that he has passed semen while at stool should have his assertion contradicted without examination? This, nevertheless, happens daily. Patients who take the precaution of emptying the bladder before going to stool, are not to be so easily deceived; for the prostatic fluid, joined with the urethral mucus, never furnishes more than one or two drops of thick thready matter, which is almost always transparent; and the most simple reasoning suffices to show that these fluids never can be expelled in any quantity at one time, because they have no reservoirs to accumulate in. Whenever, therefore, a quantity of fluid amounting to a spoonful is expelled at once, there can be no chance of its consisting merely of prostatic fluid and mucus.

Seminal discharges that take place during the emission of urine are the most serious and most obstinate of all, because they are the most often and most easily repeated. They are also very obscure on account of the alterations the semen undergoes, and of its mixture with the urine—at least, in the majority of cases. I must therefore lay considerable stress on the means by which the presence of these discharges may be ascertained.

First, the semen never mixes with the urine at the commencement of the discharge. It only escapes with the last drops, and when the bladder finishes emptying itself by energetic and spasmodic contractions; sometimes even it escapes by itself after the bladder has been completely emptied. The desire of making water occurs very often in these cases, and sometimes, though comparatively seldom, the penis becomes slightly turgescient, and two or three convulsive motions expel the fluid in jets. Generally, however, there is no interval between the discharge of urine and the seminal flow, and the phenomena are so connected that they cannot be separately distinguished. I have verified the fact of the semen being only expelled during the last contractions of the bladder, so often, however, that there can be no doubt on the point.

Habitual gleet is liable to become aggravated from very slight causes, and may give rise to a cloud in the urine, which it is possible may be taken for seminal fluid; to avoid this error, it is sufficient to

recollect that in gleet it is always the first jet of urine that is cloudy—the cloud consisting of cast off epithelial scales, mucus, and prostatic fluid, which have accumulated since the previous act of micturition. Whenever the bladder, too, contains blood, pus, mucus, &c., these extraneous matters being heavier than the urine, are collected near the neck of the bladder, and consequently are discharged first when the patient is standing. The contrary takes place with regard to semen. These remarks will be found of considerable importance in practice, for gleet and vesical catarrh are often present at the same time with diurnal pollutions, and render the diagnosis very obscure. In simple and early cases, on desiring the patients to make water in a bath, it is very easy to distinguish the semen discharged with the last drops. In such cases it possesses considerable opacity, and contains a number of granules which become dispersed in the water, troubling it very considerably. In older cases it is still easy by a little attention to prove the presence of semen:—the urine suddenly acquires greater density; besides, the semen is seldom so totally changed as no longer to contain whitish particles, or distinct granules.

It must be borne in mind, however, that the variations are very great between one day and another, so that pollutions may not be noticed on every occasion.

In most cases the presence of semen in the urine may be discovered at the first view. In cases that are recent, small semi-transparent irregularly spherical granules of variable size, somewhat resembling bran, are seen at the bottom of the vessel. These cannot be confounded with any urinary salt, because they appear before the fluid has cooled; they are soft and do not adhere to the sides of the vessel. On the other hand neither urethra, prostate, bladder, nor kidneys can furnish similar granules, especially when the urine is transparent; they must come, therefore, from the seminal vesicles, and may be regarded as a sure proof of diurnal pollutions. The patients too are generally made aware of the passage of the semen by a peculiar sensation, arising from the unaccustomed density of the urine; they often distinguish also the spasmodic contractions of the seminal vesicles which produce these diurnal pollutions. It is worthy of remark too that such pollutions occur almost always after some venereal excitement, as, for example, after an erotic dream, lascivious conversation, &c.; or, after some mechanical excitement of the genital organs; and often while the erectile tissues are more or less turgent, the desire of micturition is felt. The union of these circumstances sufficiently indicates that such pollutions are the least passive of those that occur during the passage of urine; they are also the least serious and the most rare.

Other patients experience very different phenomena. The penis shrinks towards the pubes in consequence of the pain that extends from the neck of the bladder to the glans. The passage of the urine over a very irritable point of the canal causes the spasmodic contractions into which the sphincters and seminal vesicles soon enter.

Different sensations sometimes announce the occurrence of a pollution; sometimes it is a sense of heat at the margin of the anus; sometimes a shiver or general uneasiness; and, occasionally, a darting pain in the nipple, &c. Patients who are accustomed to these particular occurrences well know that they will find a deposit of flocculent matter in their urine after experiencing them.

When the disease has made further progress the passage of the semen is hardly appreciable by the patients, and the urine no longer deposits such large granules at the bottom of the vessel. There is, however, a thick homogeneous whitish cloud sprinkled with little brilliant points which descend to the bottom of the vessel, and have been compared, with justice, to the deposit formed in a strong decoction of barley or rice. Repeated microscopic examinations have left no doubt on my mind that such clouds are in a great measure due to much altered semen, and that the brilliant points come from the seminal vesicles.

Certain precautions are necessary in order to observe all the characteristics of which I have spoken. In the first place each discharge of urine should be collected in a separate vessel, because the excretions passed at different parts of the day do not often present the same appearances. The morning urine generally contains most deposit, especially when the night has been restless. Urine passed after moral or physical excitement of the genital organs also contains a large quantity, as well as that after a sudden chill, an attack of indigestion or violent emotion of any kind. Often the urine is perfectly transparent during a whole day, or several days, and the patients under these circumstances experience a remarkable improvement in their symptoms.

This method of studying the urine permits us therefore to follow all the oscillations of the disease, and to appreciate those causes which act most energetically on each individual. Such causes may be very different, and even opposite to one another; thus for instance, in one person, cold dry weather is injurious; in another, warm and moist.

The vessels to receive the urine ought to be quite transparent. Round bottomed glasses like exaggerated and much deepened watch glasses are useful; but champagne glasses are more advantageous when the deposit is wanted for microscopic research.

Other Diurnal Pollutions.—Certain other diurnal pollutions may occur, but in such cases there are generally involuntary discharges during defecation and the emission of urine, present at the same time.

Such pollutions may take place during horse exercise, from the jolting of a carriage, the friction of the clothing, mental excitement, and in a few very rare cases without either moral or physical provocation. In the last cases the patients experience suddenly, while engaged in study, a pinching in the prostatic region, with a sense of spasmodic contraction between the bladder and rectum; perhaps they

get rid of these sensations by change of posture, pinching the skin, &c.; but the discharge of semen takes place with the next emission of urine. I can only attribute these phenomena to some special irritation of the seminal vesicles, or of the nerves distributed to them.

Impotence.—Loss of virility, when not attributable to any evident cause, must be considered a local symptom, and one of the most certain of involuntary seminal discharges. The effects of age, of serious diseases, and of lesions of the testicles are of course left out of the question in this statement: and there are also other cases which must be carefully distinguished from habitual and acquired impotence.

Under the influence of powerful moral impressions, of whatever kind, the genital organs may occasionally not respond to the most energetic desires. Sometimes even the violence of the excitement may prevent its external manifestation. But this condition passes off with its exciting causes, and the same individual under other circumstances regains his normal vigour. Such accidental occurrences must, therefore, be distinguished from habitual impotence.

In other cases too the evolution of the genital instinct never perfectly takes place; some even never experience a commencing puberty. I once saw a man, thirty years of age, very fat, without beard or hair on the pubes, whose testicles and penis appeared to belong to a child of seven or eight years: he had never experienced either erections or venereal desires. This case may be considered as the type of congenital impotence. It is rarely so complete, but in no case must it be confounded with the acquired condition.

On the other hand again acquired impotence presents different degrees which are important. Some patients never have complete erections, others only experience them accidentally, as for instance, at the moment of waking, or when the rectum or bladder are distended. But such erections never acquire the same degree of energy as normal ones. In other persons again the morbid sensibility of the organs is so great that emission takes place on the least contact, without perfect rigidity of the *corpora cavernosa*. In this case—the least serious and the most common of all—there is yet impotence, even although intromission be possible, because fecundation cannot be the result of so precipitate an act, by means of which the seminal fluid cannot pass into the neck of the uterus. These are cases of only commencing impotence, which may be as slight as possible; but when it has continued some little time we may be sure that involuntary discharges are present. Those involuntary discharges which take place during defecation and the emission of urine being the only ones of which the patient may not be aware, we may infer whenever any notable and permanent diminution of the genital functions occurs, that the patient suffers from diurnal pollutions.

The presence of well-formed semen in the seminal vesicles is the cause of all normal erections, and without this essential condition either direct or indirect excitement would have no action on the erectile tissues; habitual and acquired impotence, therefore, arises

from the want of the normal stimulus in the vesicles, and is, consequently, one of the most certain signs of the presence of diurnal pollutions.

I now proceed to consider the means by which the actual presence of semen in the urine, or under other circumstances, can be unequivocally demonstrated.

Chemical Analysis.—The analysis of animal matters is too complicated a process and too uncertain in its results to permit of its employment by practical men in distinguishing semen from mucus or prostatic fluid. The use of warm water applied to stains on the linen in order to favour the evaporation of the odoriferous particles cannot strictly be considered a chemical process, and the odour of semen passes off too rapidly to allow of its being always ascertained by our obtuse olfactory organs. It is, therefore, a distinctive character of little importance, whatever acuteness the sense of smell may acquire from long habit.

Microscopic Examination.—Since the discovery of the spermatozoa their presence in the seminal fluid has attracted the attention of all who have sought means of distinguishing it from other fluids. Microscopic examination of the spermatozoa, however, not only requires an excellent instrument, but certain precautions which may be dispensed with in the investigation of coarser objects. As the spermatic animalcules can be only seen by means of transmitted light, it is necessary that the glass on which the fluid to be examined is placed should be of uniform thickness, and without bubbles or striæ. The fluid to be examined should be covered by another layer of extremely thin glass made on purpose, and not by portions of mica, which are seldom free from cracks, and never perfectly transparent. This thin layer of glass is indispensable in order as much as possible to diminish the thickness of the fluid, to render it perfectly uniform, to hinder evaporation and prevent the object glass from being soiled by it. A single drop of fluid suffices for a complete observation, a larger quantity always proving inconvenient. The little glass that covers the liquid must be firmly pressed down so as to spread it out, arrest the currents that take place in it, and drive out the air bubbles. Although the glasses should seem to touch each other the spermatozoa move with perfect freedom in the space between them, so long as they preserve their energy and evaporation has not proceeded too far: should such be the case, however, a drop of tepid water favours and much prolongs their motions. However thin the layer of fluid may be, it is impossible to comprehend its whole thickness at once with a very high power, and it is, therefore, necessary to alter the focus frequently in order to be sure that nothing escapes observation. And this is especially important in examining a drop of fluid obtained from diurnal pollutions, because there are frequently only two or three spermatozoa contained in it. It is also necessary to change the position of the reflector frequently, in order to vary the direction and intensity of the light. The spermatozoa are often exceedingly trans-

parent in cases of disease, and a very bright perpendicular light is by no means the best for showing them. Varying the density of the fluid under examination, either by adding water or by permitting evaporation, is also often useful. The semen contains matters furnished by the seminal vesicles, the prostate and the urethra, and when the fluid is too thick these matters hide the animalcules. A drop of water applied to the edge of the covering-glass penetrates underneath it, and the spermatozoa are more isolated, at the same time that their contour is rendered more defined by the diminution in density of the fluid. On the other hand the refractive power of the spermatozoa differs little from that of the fluid in which they are contained, and their thinnest portions are traversed by the light without affording any distinct images to the eye. In this case there are only seen very small ovoid brilliant globules terminated by a little point. As soon as the water begins to penetrate between the glasses, the rapid motion set up prevents the objects from being clearly distinguished; but as soon as rest has been re-established the tails of the animalcules appear, and their dimensions seem to have increased in consequence of the diminished density of the surrounding fluid: water suffices to produce this result. It is more sensible, however, when a small quantity of alcohol is added: but the forms of the animalcules are, after a time, altered by this agent; and it is, therefore, advisable to use water only when it is intended to keep the preparation.

Evaporation sometimes produces not less remarkable changes in the seminal fluid. I have frequently in cases of spermatorrhœa failed to perceive any thing in the fluid under examination for half an hour, an hour, or more; then suddenly an animalcule has made its appearance; then a dozen, and then perhaps a hundred in the space of a few minutes. The following morning, when desiccation has become complete, there are no longer any traces of these animalcules, or, at all events, I have been only able to distinguish their tails, the other parts of them being fixed in the dried up mucus. The absorption of a drop of water has restored the phenomena observed the night before.

These phenomena are easily explained: when the refractive power of the spermatozoa is the same as that of the circumambient liquid, the light traverses the whole in the same manner, and the mass appears homogeneous. But evaporation acts more rapidly on the liquid than on the organized bodies contained in it; and when the difference of density alters the refractive power the forms of the spermatozoa are momentarily defined because they have become more transparent than the remainder of the fluid. When desiccation is complete, however, the animalcules again disappear, because the refractive powers of mucus and dried animalcules are again equal. The absorption of a small quantity of water reproduces the same phenomena, which may be repeated almost indefinitely, since the matter confined between the two layers of glass undergoes no other appreciable alteration.

In order to be enabled to discover spermatozoa quickly in cases of disease, it is necessary that they should be well studied in healthy cases. This may be accomplished in the following manner:—After coitus there always remains a sufficient quantity of seminal fluid in the urethra to serve for precise and complete microscopical examination. This may be obtained by pressing the canal shortly after the act, and receiving the drop of fluid from the orifice of the glans on a plate of glass. In this drop of fluid thousands of animalcules may be seen, agitating themselves like so many tadpoles in a pool of stagnant water, only that the tails of the spermatozoa are relatively longer and thinner, and that the head presents a brilliant point near its insertion. Generally the number of these animalcules prevents them from being easily examined, and it becomes necessary to spread them out by introducing a small quantity of water, and pressing firmly down the thin glass that covers them; they are found most separated on the edges of the fluid. If the water added be of the temperature of the body their motions become free and lively, and continue so until cooling and evaporation affect them. By avoiding these two causes of disturbance the motions of the spermatozoa may be kept up during several hours.

However long a time may have elapsed after coitus there are always spermatozoa in the urethra, provided they have not been washed away by the passage of urine. Although the point of the glans may be quite dry, and pressure along the whole length of the canal may not produce the least dampness, still on passing urine living animalcules may be obtained from the first drop which escapes. This may be received on the glass, and is perhaps the easiest and most natural mode of obtaining spermatozoa from microscopic examination.

It is evident that the same experiments may be applied in the case of nocturnal pollutions as well as in all other seminal discharges in whatever manner they may occur. But many errors may arise from commencing with cases of disease, for it is during perfect health that the spermatozoa are most active, and their development most complete, and they live longer after coitus than after any other kind of seminal discharge.

Having thus described the means by which my microscopic observations may be verified, I proceed to show their results.

Spermatozoa.—Out of thirty-three bodies which I have examined for spermatozoa, I only twice found these animalcules in the testicles. In one of these cases the patient died from the effects of a fall on the day following it; in the other acute gastro-enteritis was the cause of death. The seminal fluid was most abundant, and contained the greatest number of animalcules in the former case. The other patients died of chronic diseases after protracted sufferings. One only among them died on the second day of acute peritonitis, but he was seventy-three years of age. In thirty-one of these patients the testicles were soft, pale, and as though withered. On section they pre-

sented a grayish aspect, and did not furnish any liquid; the structure was almost dry, and contained few blood-vessels; the secreting canals were easily separated from one another, and could be spread out under the microscope without breaking. They presented very brilliant granules, all of exactly the same appearance, about the size of the head of a spermatozoon, ten times smaller than corpuscles of blood or mucus, and differing from the latter by the constancy and regularity of their form. These brilliant bodies which occupied the place of the spermatozoa, are worthy of notice, because they offer considerable analogy to the appearances presented by the semen under certain circumstances.

In order to observe what is present in the secreting canals of the testicle it is necessary to spread out a portion of one of them under the microscope, after having examined it dry to allow a drop of water to penetrate between the two glasses, and to follow the changes which take place; then to press down the glass so as to flatten the parietes of the canal, rupture it, and press out a portion of its contents; lastly, these must be examined again when desiccation is complete, for the spermatozoa found in the canals are then best seen.

In the epididymis I have never found spermatozoa, except in the two cases in which they were also found in the testicles. In all the others I met with these animalcules only in the vasa deferentia or seminal vesicles. There were no animalcules at all to be found in the patient who died at the age of seventy-three. It has always seemed to me that the animalcules were less numerous in proportion as the patients had suffered long; and in extreme cases I have generally found them only in the seminal vesicles. The fewer the spermatozoa the more difficult were they of detection on account of their extreme transparency. In some cases I have only suddenly discovered them after examining for an hour or two, the liquid having previously appeared quite homogeneous. The dimensions were the same as those of the best developed animalcules, but they were pale throughout their whole extent, and more transparent than the surrounding fluid. Complete desiccation often caused them to disappear altogether; but the same phenomena could be reproduced by the absorption of a small quantity of water.

In cases of phthisis, caries of the vertebræ, white swelling, &c., I have had great difficulty in distinguishing the animalcules, probably because these diseases do not cause death for a long time.

I have almost always found in the seminal vesicles, especially at the bottom of any depressions, a thick, grumous brilliant matter, varying in its aspect and colour, but considerably resembling thick paste, and more or less transparent; with a high power the granules of this matter appear large, irregular, more or less opaque, and without any constant shape. They are evidently the products of the internal membrane of the vesicles, for they are found with similar characters in the accessory vesicles of the hedgehog, rat, &c., which never contain seminal animalcules, and do not communicate directly with the

vasa deferentia, which, again, never contain any similar substance. This matter is, therefore, analogous to that secreted by the prostatic follicles, Cowper's glands, &c. Its functions are the same, and for many reasons it merits special attention.

The secretion of semen diminishes in all serious diseases, and seminal evacuations become very rare, especially towards the last. It is not, therefore, astonishing that the products of the mucous membrane predominate in such patients over those of the testicles, and that such mucus should become more consistent during its long residence in the depressions of the vesicles. Hence, the difference observable between the semen obtained from the vesicles after death, and that which is passed by a healthy person. Nevertheless, after long-continued continence more or less large granules are often seen in the semen of a healthy person, and these are perfectly distinct from the fluid part. When the emissions are more frequent granules of the same kind may be observed, but much smaller. These facts are important when applied to explain several symptoms of diurnal pollutions.

I have already stated that on causing the patients to make water in a bath, the semen passed may be easily recognised by means of its globules which whirl about in the middle of the cloud formed towards the close of micturition. From what we have just seen it is evident, that these globules come from the internal membrane of the seminal vesicles. They may be wanting in very severe cases where the semen has no time to acquire consistence; but their presence leaves no doubt as to the existence of diurnal pollutions, because they can only be furnished by the seminal vesicles. On the other hand, I have invariably found spermatozoa in the urine of patients who observed this phenomenon in the bath. The same remarks hold good when applied to the globules which the urine deposits in certain cases of diurnal pollutions, and which have been compared by some to grains of bran, by others to millet seed, pearl barley, &c., according to their size. These globules are perceived as soon as the urine is passed, they are roundish, very soft, and do not give any sensation when squeezed between the finger and thumb; they cannot, therefore, be confounded with urinary salts which are deposited only when the urine has cooled, have a crystalline form, and give the sensation of a hard body to the finger. The vesical mucus also is only deposited on cooling, and does not furnish brilliant granules. As to pus, its appearance is easily determined. I have found animalcules whenever these globules appeared in the urine; and hence it is that I have pointed them out as certain signs of diurnal pollutions.

I have also noticed that in some cases the urine, when held against the light, presents in the middle of a flocculent cloud multitudes of quite characteristic *brilliant points*. These are smaller, and, consequently, lighter globules than those which in other patients fall to the bottom of the vessel. They are neither observed in the mucus of the bladder nor in the prostatic fluid, which alone present clouds analo-

gous to those of diurnal pollutions. Such brilliant points also arise from the seminal vesicles, and their presence is, therefore, an indication that the urine contains semen. This I have often verified with the microscope. I should, however, warn those who wish to repeat my experiments, that it is not in the midst of the flocculent cloud that the zoosperms are to be sought, but at the bottom of the vessel, to which they soon fall on account of their greater specific gravity. The results of all my observations on the dead subjects, therefore, convince me of the influence of serious and long-continued diseases on the functions of the spermatic organs. But it is not only in the morbid state that these experience great variations; remarkable differences may exist between healthy individuals not only in the quantity of semen secreted in a given time, but also in the number, appearance, and dimensions of the spermatozoa. In this respect I have observed differences amounting to a third, and, in some cases, to half. The comparison is very easily established. When the semen is kept under a thin glass as I have before described, it is not in danger of undergoing any changes, and may be always, by the addition of a drop of water, compared with a recent specimen.

Notwithstanding the facility with which nocturnal pollutions may be recognised, I have submitted the semen collected after them, by individuals in various conditions of health, to microscopic examination. At first when the evacuations are still rare and the semen preserves its ordinary characteristics, the animalcules do not present any remarkable circumstances in regard to their number, dimensions, &c.; but when the disease has reached a sufficient degree of gravity to affect the rest of the system the semen becomes more liquid, and the spermatic animalcules less developed and less lively. Their number, however, does not as yet sensibly diminish; indeed, in some cases, it seems increased. As the disorder advances the erections diminish, the semen becomes more watery, and the animalcules are often a fourth or a third less than natural, and the tail is often distinguished with difficulty under a power of three hundred diameters. At a still later period the animalcules become fewer, and in two individuals in the last stage of the affection the semen no longer contained animalcules, although it retained its characteristic smell. Examined with high powers and every proper precaution, I only found, in this semen, brilliant globules, all exactly alike, and about the same size as the head of a spermatozoon.

The microscopic examinations which I have made of semen passed during efforts at stool give analogous results. When such discharges only take place accidentally and at long intervals, the semen is thick, whitish, impregnated with a powerful smell, and abundantly furnished with well-developed animalcules. I have sometimes even found a few alive after an hour or two. But when these discharges become so frequent or habitual as to constitute disease, they become less abundant and the semen loses its normal properties. The spermatozoa

are generally smaller than in the healthy condition, and always less lively. I have some preparations in which they are only of half the ordinary size, and I have never been able to find a single living animalcule a few minutes after the fluid had been expelled. When the disease has become much aggravated the spermatozoa become rare, and they are sometimes replaced by ovoid or spherical globules similar to those of which I have already spoken. In three patients in an extreme state of disease I found nothing else, although they passed as much as a dessert spoonful of semen at each stool. Such cases, however, are exceedingly rare.

In diurnal pollutions happening during the passage of urine the following means may be employed to show the presence of spermatozoa.

The urine should first be filtered in a conical filter, when on account of their weight, the greater number of the spermatozoa will remain on the lowest part of the paper. By taking this portion and turning it upside down in a watch-glass containing a few drops of water the animalcules become detached from the paper by degrees, and fall to the bottom of the fluid in the glass. After twenty-four hours maceration in this position, the paper may be taken away and the spermatozoa may be readily obtained by using a drop from the bottom of the fluid in the watch-glass for examination. This mode of proceeding is a sure one, but it requires considerable time and trouble for its performance. I have already stated that the urine does not always contain spermatozoa in cases of diurnal pollutions; therefore, the urine of the same individual would perhaps require examination on many occasions before the certainty of their presence could be established, and few medical men in active practice have time to devote to such experiments. I for one should have long since given up treating these patients had I been obliged to repeat in every case such long and tiresome examinations. Ten days or a fortnight are sometimes passed without the appearance of spermatozoa in the urine, and hence all who are accustomed to microscopic researches will admit the indefinite amount of trouble and time required.

Fortunately, however, there is a more simple method by which such examinations may be conducted. It will be recollected that the semen always escapes either with the last drops of urine, or immediately, or soon afterwards. By directing the patient, therefore, to compress the urethra immediately after micturating, and to receive the drop of fluid pressed out on a piece of glass, sufficient animalcules will be obtained from the walls of the urethra for microscopic observation. These being covered with a thin lamella of glass may be either at once placed under the microscope, or may be allowed to dry, and examined at a future time, a drop of water being previously added. This mode of examination is, therefore, easy for all practitioners who possess a good microscope, after they have accustomed themselves to the inspection of the spermatozoa in their natural state.

The changes which I have mentioned as occurring in the semen must be borne in mind however, and the animalcules must not be expected to appear either so large, so well defined, or so numerous as in cases where there is no disease.

Some interesting microscopic researches have been made on the stains of semen appearing on linen, but as these are too complicated for ordinary cases, and are chiefly of use in medico-legal investigations, I need not give any account of them here.

CHAPTER XII.

SYMPTOMS OF SPERMATORRHEA.

General Symptoms.

Infecundity.—Impotent is an absolute cause of infecundity because it prevents the conditions necessary to fecundation from taking place; but although the act of coitus may be accomplished, it does not follow that the person should always be able to perpetuate his species. Stricture of the urethra may prove an obstacle to the discharge of seminal fluid; or the fluid may be directed towards the bladder or the parietes of the urethra, by deviation of the orifices of the ejaculatory ducts. The secretion may be altered in its nature, it may only contain imperfect spermatozoa, &c. A man may, therefore, be unfruitful without being impotent. On the other hand, I have met with many patients suffering from diurnal pollutions who had children exactly resembling them, even during the duration of their disease. Indeed, I have seen several cases in which the disposition to involuntary discharges was hereditary, and they affected both father and son. The disease is, however, essentially irregular in its progress; it may continue long without doing serious injury to the health, long remissions may be experienced, or even a perfect cessation of the complaint for a longer or shorter time; we may easily conceive, therefore, that in the first degree, or during one of the periods of remission, fecundation may take place. When the disease is further advanced, however, many causes concur to render coitus unfruitful. Ejaculation is weak and precipitate, so that the seminal fluid cannot be thrown into the cavity of the uterus; it is not sufficient in order to fecundate, simply to spread the fluid over the vagina; it must be projected with sufficient force to pass through the orifice of the uterine neck. Besides, in these cases the erections, even when they permit sexual intercourse, are incomplete and of very short duration, emission takes place without energy and very soon; so that during such rapid acts the uterus and Fallopian tubes have not sufficient time for this all: the semen itself undergoes great changes, to which perhaps the loss of the fecundating power is chiefly attributable. Microscopic researches have elucidated this formerly obscure subject; I have discovered, for instance, that the

spermatozoa undergo changes similar to those of the fluid which serves as their vehicle; these changes are exceedingly important, and are owing to defective formation. Spermatozoa may be met with in a less thick and less opaque fluid than natural, for they are not produced by the same parts, or in the same manner; but when the secretion is perfectly thin and watery, the functions are so seriously affected that the animalcules are altered; they are less developed, less opaque, and less active than natural; indeed, they are so transparent that peculiar precautions are necessary in order to make sure of seeing them; their motions are weak, slow, and cease very soon; and they rapidly undergo decomposition. All these characteristics show how much their texture is relaxed, and how imperfectly they are organized.

It is evident that the least arrest of development in the spermatozoa must prove an insurmountable obstacle to fecundation, even if the only function of the animalcules be to carry the *liquor seminis* to the ovum. When, however, their imperfect development only arises from a too rapid formation it may soon be obviated. It suffices that the involuntary discharges should cease for a few days only, in consequence of some accidental cause, or of one of the spontaneous changes of this extraordinary disease, in order for the desires to become more lively, the erections more energetic and prolonged, and for the function to be accomplished in a natural manner. Fecundation is, therefore, possible, as I have previously stated, during the whole duration of one of these intermissions.

This is not the case when the spermatozoa are malformed, rudimentary, more or less deprived of tail, &c., for these changes only take place when there is a serious alteration in the structure of the testicles. I have taken every opportunity of dissecting the testicles altered in these cases, and I have always found the secreting structures paler, drier, and denser than natural, and the cellular tissue more resisting, and with difficulty allowing the secreting ducts to be separated one from another. Sometimes half or two-thirds of the testicle were transformed into a fibrous or fibro-cartilaginous tissue mixed in a few cases with tuberculous matter, to experience the excitement necessary to carry the semen to its destination even when it passes the neck of the uterus. Nor is it especially in the epididymis. I have even seen traces of ossific deposit in the midst of cartilaginous indurations. These changes, caused by previous inflammation, perfectly explain why the development of the spermatozoa can no longer proceed normally.

Although in such cases the secretion of semen may be more or less diminished, pollutions may still be present if the seminal vesicles have shared the inflammation by which the testicles have been affected, as happens in most cases of orchitis arising from blennorrhagia. I have at present a patient who presents a remarkable example of both these effects arising from this cause: he is now forty-one years of age, and had blennorrhagia followed by inflammation of both testi-

cles at twenty-five. Soon after his recovery, he married but has never had children, although the act has been performed regularly if not frequently. He became subject to nocturnal, and sometimes diurnal pollutions, which increased by degrees. His health became disordered, but coitus was still possible. The semen passed, although it presented its characteristic odour, never showed under the microscope other than very small and brilliant globules without any appearance of tail, but easily distinguishable from globules of mucus, the dimensions of which are five or six times larger. The epididymis of both sides is voluminous and irregular. One testicle is adherent to the skin of the scrotum, and the other appears smaller than natural.

Malformation of the spermatozoa, therefore, arises from deep seated changes in the tissues of the testicles, changes which do not permit the animalcules to resume their normal form, and, therefore, render infecundity permanent.

To sum up then. Involuntary seminal discharges may oppose fecundation previously to actually producing impotence, by diminishing the energy of all the phenomena that concur to the accomplishment of the act, and by preventing the complete development of the spermatozoa, as well as the elaboration of the fluid which acts as the vehicle for them.

These conditions may be rapidly altered by the simple diminution of the involuntary discharges, and fecundation may again become possible.

This cannot be the case when infecundity depends on malformation of the spermatozoa—such malformation arising from permanent alteration in the organs that supply them.

Fever.—Whatever may be its characters fever can never be considered as a symptom of involuntary seminal discharges—such evacuations, however serious they may be, never producing febrile excitement. Patients suffering from spermatorrhœa, however, are not exempt from fevers arising from other causes; indeed, they become more liable in consequence of their constitutions resisting such causes less directly. These fevers must, therefore, be considered as accidental complications, and treated as such.

Symptoms affecting the Digestive Organs.—At first venereal excesses are generally accompanied with an increased appetite from the necessity the economy experiences of making up its daily losses, and from the excitement of the genital organs. Masturbation often produces analogous effects; sometimes too voracity or boulimia results from it.

After a longer or shorter time, according to the power of the stomach, the patient's digestion becomes less easy, and after a time very laborious. In this condition, if the excesses or abuses cease, the disorder of the digestive organs is soon repaired, and all again becomes natural. This cannot take place when once involuntary discharges have supervened.

Still the patients continue to eat as usual, or even more than usual, either because they wish to repair their strength by abundant and

succulent food, or because they feel a real appetite. The sensation experienced in the latter case is not precisely that of common hunger; it is rather a sense of gnawing and heat referred to the epigastrium; or a kind of uneasiness or sinking which sometimes nearly causes faintness. A small quantity of food puts an end to this sensation, and soon afterwards disgust is felt. But the patients compel themselves to eat against their will, or they increase the number of their meals in proportion as the uneasiness in the stomach becomes more frequently repeated. By some means or other they generally take during the twenty-four hours more food than their stomachs are able to digest.

Almost all, too, seek the most spiced and savoury kinds of food, and take alcoholic drinks, coffee, &c., in order to favour the digestive process. But these dangerous auxiliaries cannot restore the original vigour to their digestive organs; they only beget excitement, not healthy strength. Hence, the illusions produced by this stimulating diet are not of long duration. Those who expected the greatest benefit soon find their digestion more difficult and painful; they have thus increased the irritation of the stomach.

A constant and remarkable increase in the involuntary discharges results, as much from the effects such excitants produce on the whole economy, as from the special influence of the stomach on the spermatic organs, for there is a reciprocal action as usual.

In perfect health, excitement of the genital organs is soon followed by increased appetite; and, on the other hand, a succulent meal disposes to coitus long before any increased secretion of semen can result from it. The same relations exist when the functions are disordered; for, if abundant involuntary discharges provoke painful sensations in the stomach, attacks of indigestion equally increase these involuntary discharges. I have related a case in which three relapses occurred during convalescence from spermatorrhœa, simply from attacks of indigestion.

Various phenomena of considerable importance accompany these indigestions. The meal is not followed by that vague sense of comfort which attends reparation of the economy; on the contrary, a sense of weight is felt in the epigastrium, and produces a degree of uneasiness and of restlessness which induces the patient to change his position: the pulse is quickened, and sometimes beats violently; the face flushed; confusion of ideas follows, with noise in the ears and vertigo; and sometimes symptoms of cerebral congestion which may proceed so far as to induce a fear of apoplexy.

An increasing degree of torpidity succeeds this excitement in proportion as the disorder of the stomach becomes more fatiguing, hence the tendency to inactivity and sighing. Besides which, acid eructations, and an acrid burning heat at the top of the œsophagus with a species of pyrosis sufficiently point out how disordered is the digestive process.

When this badly formed chyme passes into the duodenum, it pro-

duces abnormal impressions which are transmitted to the liver and pancreas by their excretory ducts; hence the secretions of these glands are altered. The digestive process carried on in the small intestine is thus still more deranged than that in the stomach; hence arises evolution of flatus, with its accompaniments, colic, griping, &c. After causing borborygmi the flatus becomes collected in the stomach and large intestines from their greater size, and distends them fully on account of the laxity of their muscular coats. Frequently local spasmodic contractions, however, oppose the passage of the flatus, and these are produced by the irritation of the mucous membrane. The distention is most marked in the epigastric and hypochondriac regions, from the stomach and colon being situated in those localities. Hence, the pressure on the diaphragm and the difficulty of breathing, as well as the constant uneasiness which exists in the parts until the flatus has been expelled. Hence the necessity which the patients feel of passing the flatus as soon as possible, and the disorders to which they are subject when any circumstances compel them to oppose this desire.

The dislike such patients manifest for society is also explained by this circumstance. They feel the necessity of being alone after their meals, in order to be perfectly free to expel the flatus without shame.

Independently too of these daily inconveniences, such patients are occasionally exposed to very severe attacks of colic. After a considerable collection of flatus in the intestines, a kind of cramp seizes on the cardiac and pyloric extremities, of the stomach and the ileo-cæcal valve, or on some other part of the intestine, and prevents any passage just as much as internal strangulation. The distention increases rapidly, and with it local pain and difficulty of breathing. The heart's action becomes rapid and irregular; the patients throw off their clothes; the least pressure on the abdomen is insupportable; they feel as though their bowels were torn or dragged; abundant perspiration covers their faces, and indeed their whole bodies. In the midst of this torture, however, a low grumbling shows that the flatus is making a passage, the spasmodic contraction becoming relaxed. The pain passes off by degrees, and the attack generally ends in the expulsion of large quantities of flatus.

When such violent attacks only continue an hour or so no bad effects remain; but when the attacks are of longer duration they are followed by general debility during several days, with a yellowish skin and more marked derangement of the stomach, with a notable increase in the diurnal pollutions.

It is self-evident that the frequent return of these colics must affect the whole system. Thus the patients dread what they call their "crises" or "attacks;" and as they are attributable sometimes to cold and sometimes to the effects of moral emotion, the patients are careful to avoid these causes. Hence their lives are passed in a series of trifling cares, of which their friends cannot understand the necessity.

Sometimes too such patients suffer from spasms of the œsophagus, which suddenly prevent deglutition, especially when very hot or very cold drinks are taken. A complete obstacle is thus sometimes put to the passage of any matter, fluid or solid, during several minutes, just as though a knot had been tied in the œsophagus, and generally at its cardiac extremity.

There is not only, therefore, diminution of the digestive powers, but they are at the same time disordered. The organs are not only weaker, they are also more easily deranged. The symptoms vary much in different individuals, and in the same individual on different days. Notwithstanding the patients' endeavours to discover the causes of these variations the most important one generally escapes them; for it is almost always the occurrence of a diurnal pollution that increases their digestive disorder, and suddenly alters their characters and conduct.

At length the more intelligent of these patients perceive that they eat too much; that certain kinds of food and drink do not suit them; and by degrees, they impose on themselves a more and more severe regimen. They begin by giving up food of high flavour, such as game, &c.; then nourishing food, as meat; afterwards lighter kinds, as vegetables; and at length they become reduced to a milk diet only. As regards fluids: at first they renounce spirits, coffee, and tea; afterwards wine; and at length are reduced to drink water. I have met with several patients who only took gum, milk, and sugar, and one of these had lived on such food two years when he consulted me. By this rigorous self-denial they escape the indigestion, &c., which too nutritive food produces in them, but they are exposed to a sense of sinking in the stomach, brought on frequently by hunger, and they are also frequently annoyed by flatus. In these cases it is no longer during the progress of digestion that the flatus is developed, but, on the contrary, after the stomach has continued a long time empty. The ingestion of a small quantity of food soon relieves.

Other not less important changes take place at the lower extremity of the digestive canal. Incomplete digestion brings to the intestines badly formed chyme which acts irritatingly on the mucous surfaces, and increases their secretion, and hence arise liquid and unnatural stool—a kind of transient diarrhœa which returns with every slight imprudence. The diarrhœa increasing on each occasion may become permanently established, and after a time present the ordinary chronic symptoms. M. M. Fournier and Bégine* state that they have seen the same result from excessive masturbation.

Diarrhœa kept up by ulcerations in the intestines becomes altogether an idiopathic disease, the indications of which are peculiar and proportionally urgent, because the inflammation of the rectum

* Dictionnaire des Sciences Médicales. Art. Masturbation.

increases the diurnal pollutions by its action on the seminal vesicles: hence two debilitating diseases arise and rapidly increase the wasting of the body. But such cases are rare, and are only noticed in persons who do not check their voracious appetites. These are few.

After numerous alternations of irritability and sluggishness of the intestines, constipation becomes permanently established, and grows more and more obstinate; or, at all events, only ceases for short periods to give place to diarrhoea after some error of diet. Constipation, therefore, almost always attends old cases of involuntary seminal discharge, and contributes to maintain the pollutions.

The influence of this constipation is still more injurious than that of the stomach disorder, and hence the patients soon discover that there is a constant relation between the act of defecation and all they suffer from. They are perfectly aware that with soft, easy, and regular stools their strength returns, and their activity increases, their sensations are more lively, and their ideas clearer. Experience soon shows them the bad effects of long constipation: they are debilitated after laborious attempts at defecation. They are, however, for the most part ignorant that abundant diurnal pollutions result, although the constant repetition of the same phenomena at length fixes their attention on the importance of defecation, and that function absorbs all their attention. Hence they are constantly occupied in seeking laxative food, slightly aperient medicines, enemata, &c., and frequently speak of these things from habit, and without considering the effects of such conversation on others. The further we advance then the more we find that these general symptoms of involuntary seminal discharges are those which have been generally described as hypochondriasis. It is evident also, that, according to the predominance of certain symptoms, our profession have usually been in the habit of diagnosing pyrosis, disorder of the liver, nervousness, chronic gastritis, or gastro-enteritis, &c., in these cases. There is considerable correctness in these diagnoses; but the futility of the treatment shows that the cause is very frequently unascertained.

Nutrition.—The whole economy necessarily soon feels the effects of serious digestive disorder; for the condition most essential to nutrition is good digestion. The phenomena which follow meals in such cases show clearly enough that digestion is incomplete; absorption can, therefore, obtain only little reparative matter from a mixture of useless or even injurious material: hence the structures of the body necessarily lose substance, and the functions languish. Not only does the *embonpoint* diminish, but also the energy and activity of all the organs; for it is necessary that all, in order to act well, should constantly receive a supply of rich blood.

Still, however, it is far from an invariable rule that patients suffering from involuntary seminal discharges should be emaciated, or that they should all have a yellow or leaden appearance, or sunken hollow eyes.

Many even preserve their *embonpoint*, fresh colour and healthful appearance, although they may be impotent, weak and troubled with considerable disorders; and although they may even contemplate suicide. These are the patients who are considered as *malades imaginaires*, whose friends wish to marry them against their will, in order to draw them out of their isolation and melancholy. The constant persecution of their friends and relations increases the unhappiness of such patients by recalling to their recollection the bitter truth which they are unwilling to confess. Often have I heard these patients complain—"O that I were thin and yellow, that I had the appearance of a sick person, I should then be pitied and permitted to follow my own inclinations."

Whence arise such apparent anomalies? from congenital predisposition. The digestive organs of some individuals are sufficiently strong to resist the influence of involuntary discharges, which, on the other hand, seriously disorder all their other functions. There are others again whose assimilative powers are so active that the strictest diet is necessary in order to prevent extreme corpulency; others too who are of marked sanguineous temperament never lose the redness of their cheeks and the size of their muscles.

Animal Heat.—As soon as the digestion becomes deranged and the *embonpoint* decreases, the patients become more sensible to the influence of cold. They soon find that they must clothe themselves more warmly, keep out of draughts, and use increased precautions of every kind, in order to prevent pains in the limbs, catarrhal affections, &c. But being very warmly clothed they are unable to take any active exercise without being covered with perspiration, which comes on very rapidly. On the other hand again, warmth during the night exposes them to the occurrence of pollutions. They are, therefore, continually endeavouring to reconcile these difficulties, and the importance they attach to trifling circumstances appears ridiculous to an uninterested spectator.

It is evident then that the weakening of the body and its incomplete repair, by means of badly formed matter, renders such patients more easily affected by the action of external agencies. Being debilitated they are more exposed to disease than other people, and the complaints that affect them are less quickly cured, and indeed, often pass into a chronic state.

To the diminution of the nutritive powers must be attributed the early loss of hair which many of such patients experience, and which equally follows all diseases capable of producing serious disorder of the economy.

The voice too is much affected by every prolonged action capable of debilitating the economy; and it is not, therefore, remarkable that it should often lose its power and quality of tone in these patients. But the voice is not only low and husky: it presents a degree of uncertainty of tone which doubtless arises from the agitation the

patients constantly experience. The least emotion too makes them stammer.

Respiration.—Not only while running or ascending a hill or stairs, but even on taking very slight exercise, patients affected with spermatorrhœa become out of breath; sometimes even, they feel oppressed breathing during absolute quiescence; they frequently sigh also. These symptoms, however, are by no means always well marked. The same thing occurs with regard to the respiratory as in all the other systems. Variations take place in accordance with the constitution of the individual. These phenomena are produced in the following manner:—

The muscles which perform the function of respiration, participating in the general debility of the system, contract less energetically and less frequently than natural; the respirations, therefore, become shorter and less frequent: hence the necessary changes in the blood are not properly performed, and there is defective equilibrium between the respiration and circulation, with habitual sense of uneasiness and oppression in the chest. Hence arises the necessity for deep voluntary inspirations or sighs, to re-establish this equilibrium occasionally, and to fill the extreme pulmonary vesicles with air. The patients are apt to call these sighs involuntary, because they are forced to make them without knowing why. On the other hand again, being deeply afflicted at their condition, and incessantly occupied in seeking its cause, the patients sometimes suspend the motions of the thorax, and this habit increases their habitual oppression. Lastly, it is necessary to take into account the influence of the pulmonary nervous system. It is not probable that the pulmonary nerves should escape the generally debilitating influence of involuntary discharges. Dr. Deslandes indeed thinks that the nervous asthma may be produced by masturbation and venereal excesses, inasmuch as these attacks only seem to him to be aggravations of their ordinary symptoms. This opinion is strongly supported by what I have seen in many patients. The effects of exercise are the same in these as in all other cases of extreme debility.

Patients suffering from spermatorrhœa often experience other symptoms of which it is necessary to be aware. Sometimes they have a pre-disposition to pulmonary catarrh, with coryza, loss of voice, &c.; in other cases there is a constant dry cough; in others again, fixed or wandering pains in the thorax; and in a few cases a sudden pain seizes on the heart or diaphragm, and for a minute or two causes great agony. Most of the patients whose respiratory apparatus is thus disordered believe themselves the subjects of phthisis. The symptoms, however, only differ in situation from the other numerous irritations and pains which successively attack all parts of their bodies.

Circulation.—The disorders of the circulating system in these cases may give rise to errors of much importance. I have seen more than

thirty of these patients who had been long treated for disease of the heart of which there did not exist the least traces. The symptoms which had increased after every bleeding disappeared as soon as the involuntary discharges were arrested. It is indisputable that abuse, venereal excesses, and involuntary discharges often excite more or less alarming palpitations; but can we attribute the origin of organic diseases of the heart to such causes?

Even when an organic lesion of the heart or large vessels does occur in a patient who has practised masturbation, or committed venereal excesses, it is necessary that the disease be referred to these causes alone? Certainly not: for among the immense number of those who are exposed to the debilitating action of these causes it is unreasonable to expect that none should be found with cardiac disease. I admit, however, that the momentarily increased rapidity of the circulation may aggravate organic diseases already existing; but certainly the diseases themselves would be much more frequent if they could be brought on by such common causes.

The functional derangement of the circulation is, however, sometimes so alarming and long-continued that it may be easily mistaken for an idiopathic disease; but these symptoms are more common in children than in adults, and in adults than in persons of mature age—a circumstance which alone is sufficient to show that the symptoms do not arise from organic lesion of the heart or large vessels. The same remarks apply to involuntary seminal discharges.

Five of my patients had never committed any abuse or remarkable excess. One of them fell into the sea in very cold weather; another was exposed to cold in helping to extinguish a fire; a third had used constant horse exercise; and the two others had only suffered from blennorrhagia: yet all five experienced such palpitations of the heart that their attendants had not doubted the existence of an organic lesion. This palpitation, however, was purely nervous, and could not even be attributed to the perturbation of the circulatory system during voluntary seminal discharges.

It is to the debility and disorder of the system, and especially to the disorder of the nervous system, that these symptoms must be referred. As a proof of this, there is the fact that they may be produced by any other debilitating causes; whilst they are never observed in robust individuals who take even the most violent exercise.

It may be supposed that nervous palpitations would be distinguished with difficulty from organic diseases of the heart: such is not the case however. In organic disease of the heart the face is habitually injected, the lips and tongue are violet coloured from the obstruction to the venous circulation. Nothing similar occurs in nervous palpitation. If the cheek become injected occasionally, they are red, and the injection soon passes off, the face resuming its natural tint afterwards. In either hypertrophy or dilatation the pulsations are always proportioned in strength and frequency to the motions of the patient, because the obstruction to the circulation, whatever may be its seat

or nature, is permanent; whilst the quantity of blood driven towards the heart increases in proportion to the muscular efforts. The primary cause of such palpitations being therefore in constant action, the secondary one must always produce effects in proportion to its intensity.

Nervous palpitations are far from following the same course. It is true that the least motion often increases them to an alarming extent, but this is by no means either constant or in proportion to the muscular efforts. At one time active and long-continued exercise may produce no more effects than in a healthy individual; whilst at another, sudden and violent disorder may come on, even when the body is in a state of repose, either from the sight of an unexpected object, from a sudden noise, or from the passage through the mind of an involuntary idea.

We see, therefore, that a superficial examination is sufficient to point out the difference between organic and functional diseases of the heart. Physical exploration is of course more certain.

INNERVATION.

Motility.—The weakness of patients suffering from involuntary seminal discharges does not arise from their loss of flesh only. Many of them possess *embonpoint*, healthy appearance, and even voluminous muscles, although quite unable to bear active and prolonged exercise. Debility always precedes the loss of flesh: it is invariable and marked; but at the same time disappears very quickly. When the patients have passed a few days in succession, without suffering from pollutions, they manifest rapid increase of strength and activity: a single discharge again reducing them to their debilitated condition. The weakness of their muscles, therefore, depends on a cause distinct from atrophy; it arises from flaccidity. Let us consider how this weakness is produced.

Masturbation is generally commenced before puberty, and the female sex is not exempt from it. In these cases, therefore, seminal emission cannot occur. Nevertheless, functional disorders of the spinal cord may arise, similar to those produced by passive discharges.

I have related at page 145 the case of a boy, eight years of age, whose lower extremities were bent and drawn together, and in a state of paralysis, or rather of contraction, which prevented their use. This state ceased entirely a few days after masturbation had been completely prevented, the cure not being assisted by any other external or internal treatment. I have met with several such cases in children before the age of puberty, and I should add that in most of them the arms were pressed against the body, the forearms bent on the arms and crossed on the breast, the fingers stiff, &c.

On the other hand again, I have seen patients from thirty to forty-five years of age who had fallen into a similar condition from diurnal pollutions. Almost all had had leeches, cupping glasses, and issues

not only on the loins but along the whole length of the vertebral column: all had found bad results from these means; whilst the cessation of seminal discharges was immediately followed by free use of the extremities.

The most passive pollutions act, therefore, on the nervous system, just as the most convulsive voluptuous sensations not followed by seminal emission; and the disordered powers of the lower extremities no more depend on the existence of organic disease of the spinal cord, than palpitations depend on organic disease of the heart. There are, however, many intermediate shades between this extreme condition and ordinary cases. On the other hand, there is not only muscular debility in such extreme cases, there are also stiffness and involuntary contraction of the muscles. It is not only in the lower extremities too, that the symptoms are manifested, but throughout the whole muscular system.

In many cases, there is more irregularity and disorder than actual weakness in the muscular system, and hence many such patients suffer from involuntary trembling and uncertainty, with a loss of precision in their motions that renders them awkward. Any slightly continued action induces trembling, to control which they have no power. These tremblings resemble the mercurial palsy of gilders, or the delirium tremens of drunkards. Hence many authors believe with reason, that masturbation and venereal excesses are two of the most frequent causes of chorea. Epilepsy even, may be induced—the same phenomena becoming more violent but less continuous. Epilepsy is brought on much more frequently by masturbation than by venereal excesses, probably for the following reason. Venereal excesses generally take place later in life than masturbation, consequently the constitution is stronger. Cases of epilepsy too, are more frequent after masturbation, in proportion to the youth of the parties. The same thing holds good with regard to all the other nervous symptoms produced by masturbation, and indeed, with all nervous symptoms, whatever may have been their cause. Here we again see the great importance of taking the state of the system into consideration in all these cases, in order to appreciate the different results that may arise.

Sensation.—There are other nervous symptoms which seem the counterpart of those happening in the muscular system. I have met with two patients in whom the hands were insensible, and the hands only: in these cases, accidental burns took place without causing pain; but the motions were perfectly free. Other patients that I have seen, experienced a diminution of touch only; a layer of gauze seeming to be interposed between the object and the fingers. In other cases, one side of the chest or abdomen was more or less deprived of sensation; or perhaps a circumscribed portion of the skin either on the trunk or extremities. This anesthesia changes its position and character frequently—quite enough to show that it does not arise from any organic lesion of the spinal cord or nerves. Other patients experience disorders of sensation, varying greatly in their character

and seat, not only in different individuals, but in the same person at different times. Sometimes there is a sensation of local heat or burning; at others, a kind of current which seems as if caused by the air, by water, or by electricity; or there may be a feeling of bruises, cold, or pressure, affecting the back and loins.

Hippocrates described another sensation which I expected to find very frequently. I allude to the feeling of ants running along the vertebral column. I expected to find this symptom very common in cases of spermatorrhœa, but I have hardly met with it in one case out of twenty. Nervous pains, often confounded with wandering rheumatism on account of their uncertain seat, are met with much more frequently. They differ from rheumatism in not being caused by cold or damp, and in not being especially seated in the joints. The patients generally suffer most from these pains on rising in the morning. They generally follow the course of a nerve, and sometimes resemble electric shocks. These characteristics are sufficient to distinguish such pains from rheumatism.

The loins are especially the seat of these pains. They are not so acute as those that arise from lumbago or a violent muscular effort, but they continue longer. Some of my patients had been teased by them for many years, almost continuously. Their seat is not in the muscles, for the motions of the spinal column are not affected; they are not caused by the kidneys, for they do not pass in the course of the ureters—the testicles are not retracted, and the urine is not purulent—symptoms by which affections of the kidneys accompanying spermatorrhœa may be easily distinguished. It seems therefore, that these pains must be especially referred to the nerves supplying the lumbar region.

It is difficult to doubt the existence of a special sympathy between the genital organs and the spinal cord, when we take into consideration the influence of flagellation, urtication, &c., applied on the loins: the frequent nocturnal pollutions excited by heat of this region and the opposite effects of cold. On the other hand again, this influence is reciprocal, for it is after abundant pollutions that the pains in question occur or increase, and it is of this region that patients complain, who have committed excessive abuse or venereal intercourse, or who have suffered several pollutions in one night.

SENSES.

Taste.—The changes experienced by these patients in the organs of taste, correspond with those that are going on in the digestive organs. In some the appetite is disordered from the first, and when the disease has made considerable progress, the mouth is often clammy with a bitter, salt, or earthy taste. Food and drink appears less sapid, and do not give any agreeable sensation. Under these circumstances the patients generally restrict themselves spontaneously to a vegetable diet, or even to milk.

Smell.—I have paid little attention to the alterations of this function in these patients; but I have heard many complain of a notable change in their power of appreciating odours, and even of an entire loss of the sense of smell.

Hearing.—The sense of hearing suffers more changes than the preceding. In general, like the others, it loses its acuteness, and this loss sometimes approaches a state of deafness. These symptoms vary too, according to the individuals affected, and the different degrees and oscillations of the disease, and even sometimes from day to day without appreciable cause.

Some patients again, seem to possess an extreme sensibility of hearing—the least noise irritates them, especially if continued so that they cannot put a stop to it. It seems however, that this symptom must be referred to the change that has taken place in the character of the patients. It is not because the organ has become more acutely sensible that it is offended, for these patients do not hear better than other people, and the most harmonious sounds produce just the same feeling of impatience when slightly prolonged.

Another annoyance felt by such patients results from the different noises they have in their ears. In some there is a constant whistling; in others, a sullen rumbling like the distant roll of the drum; in others again, the noise resembles that of a waterfall, mill, &c. Some patients hear many of these noises at the same time. Deafness or difficulty of hearing accompanies these sounds. In proportion, therefore, as the normal functions of the auditory apparatus become weak, its pathological susceptibility augments.

Sight.—The first change produced by involuntary seminal discharges, is a diminished brilliancy of the eyes. These organs soon lose their brilliant, piercing expression, and appear dull, although they may not yet be either sunken or surrounded by dark circles. There is always more or less marked dilatation of the pupils under these circumstances, and this probably conduces to give the eyes their singular appearance.

To the want of expression there is also joined a timidity or appearance of shame, especially in such as practise masturbation. Their eyes never meet those of another with confidence; they are turned away hastily, and after wandering about, are at length directed to the ground. There is in this uncertainty of the organs of vision, something analogous to the trembling of the voice, hesitation of speech, stuttering produced by emotion, and instability of the lower extremities, habitual agitation of the hands, palpitations, &c.—all common symptoms in these cases. Importance attaches to these circumstances, because we frequently meet with patients who wish to conceal bad habits, besides which, most of those who suffer from diurnal pollutions are not aware of their existence.

In order that the eyes should become sunken and hollow, emaciation must have made considerable progress, and this emaciation may depend on various causes. On the other hand, the eyes may be sur-

rounded with dark circles in consequence of recent abuse or excesses, although the health may not be disordered : fatigue and want of sleep induce the same results. The conjunctiva is sometimes disposed to become injected from slight causes in these patients, but this is not a very constant symptom. Most of them present a dull and wandering eye, with a vacant expression, and these symptoms increase with the disease, and follow all its oscillations. Sometimes too, the patients complain of involuntary contraction of the muscles of the eye ; now and then there is spasmodic trembling of the upper lid ; at other times, the orbiculares and corrugatores superciliarum contract spasmodically ; at other times again, the muscles of the eye-ball enter into disordered action and produce strabismus. These symptoms are especially observed in nervous patients who lead a sedentary life, and use their eyes much.

At the same time that the previously described symptoms show themselves, the patient's vision becomes disordered ; first at varying intervals ; afterwards, continuously. The sight becomes progressively weaker ; small objects are defined with less clearness, and seem to shake, probably from want of precision in the contraction of the recti muscles. The patients are unable to fix their eyes on minute objects without soon experiencing fatigue, headach, vertigo, and congestion of the head. After reading for a short time, the lines seem to oscillate, and the words become confused. More or less marked diplopia is momentarily established—probably arising from divergence of the visual axes caused by unequal contraction of the motor muscles. Other patients again, see spots, cobwebs, or flying points, which are constantly in motion before their eyes ; then suddenly, they only see a portion of the objects looked at ; perhaps all on the left or right side, or all the upper or lower half, or sometimes, the centre or circumference ; the remainder disappearing completely for several minutes, half an hour, or perhaps an hour.

Both eyes are rarely affected in this way at the same time ; when this happens, however, the disorder of vision is almost as serious as if complete blindness were momentarily established.

These nervous disorders are frequently accompanied with cephalalgia, vertigo, noise in the ears, coldness of the extremities, vomiting, &c., and sometimes syncope occurs. The patients are naturally much alarmed at these accidents, although they do not last long, and the practitioners consulted seldom fail to diagnose congestion of the brain, and to practise abstraction of blood. This error arises from certain symptoms being regarded singly ; if the accompanying phenomena were taken into account, and especially the general state of the economy, it would become evident that all the symptoms resemble one another, and that they all depend on the nervous system ; if, therefore, the origin of the nervous disorder were not discovered, at least the symptoms would not be aggravated by the abstraction of the blood.

Independently of these momentary and partial attacks of paralysis

of the retina, this organ by degrees loses its sensibility, the pupil at the same time becoming dilated. Small and delicate objects are distinguished less clearly, and slightly continued attention brings fatigue. This weakening of the sight is one of the most constant effects of masturbation, venereal excesses and involuntary discharges; it follows the loss of brightness in the eye and of firmness in the expression; and it is one of the most certain signs of abuse.

The disorder of the sight like all the other general symptoms, varies in different individuals and at different periods of the disease. In the worst cases complete blindness may be established. Of this I have recently seen a very remarkable example. Amaurosis brought on by masturbation or venereal excesses has long been recognised by writers on diseases of the eye, and if they have omitted to mention the amaurosis arising from involuntary seminal discharges, the explanation must be referred to their ignorance of the occurrence of such discharges.

It has been generally admitted by writers on the eye, that amaurosis caused by masturbation, or venereal excesses is very difficult of cure; the reverse obtains. Amaurosis is always a very obstinate disease when its cause is unknown. If the functions of the optic nerves are impaired by cerebral disease, by serous effusion, tumours, disease of the meninges, or of the bones of the head, it is evident that the organs cannot be readily restored to their normal condition, even when an exact knowledge has been obtained of the seat and nature of the disease. Unfortunately numerous amauroses are due to causes of this nature. But when the amaurosis arises from an easily discoverable cause and one easily removed, the results are different. Thus, I have on two occasions seen almost complete blindness disappear by degrees, after the relief of diurnal pollutions, which kept it up. Nocturnal pollutions alone do not produce such marked effects, because they are far from being so serious; but they often cause considerable weakening of sight. In cases of this nature I have always seen the ocular functions restored after the cure of involuntary discharges; and I have obtained similar results in cases which arose from masturbation and venereal excesses by inducing the patients to alter their habits.

On the other hand, other patients experience very different symptoms. Some are painfully affected by any bright light, whether natural or artificial. Some even are unable to bear any light more brilliant than twilight. Notwithstanding the use of coloured glasses, shades, &c., they are obliged to avoid mid-day; and sometimes even to deprive themselves of artificial light. The retina will not even bear the light of a bright fire. This photophobia probably arises from the increased dilatation of the pupil, observable in most of these patients. Dilatation of the pupil is an important symptom in such cases, because it affords a means of diagnosis between this kind of photophobia, and that which arises from irritation of the retina,—irritation always causing extreme contraction of the pupillary opening.

To conclude then. Among the changes observed in the organs of vision, those that are attributable to masturbation, venereal excesses, or involuntary seminal discharges, consist in a diminished activity, with disorder of the functions, defective harmony of action, &c. Sometimes weakness predominates, sometimes disorder, according to the temperament, or idiosyncrasy of the patient; but their co-existence is not always easily made out. Both depend on the nervous system.

ENCEPHALON.

Sleep and Waking.—The opposite conditions of sleep and waking are marked in proportion as the health is perfect. Sleep is long and sound, after active and continued exercise. Hence the robust individual, who undergoes great fatigue, rests long and well. The first effect of prolonged inaction is to render the sleep lighter and less long. Whilst on the other hand, broken and disturbed sleep disinclines the person to activity on the following day.

This effect is very remarkable in persons debilitated by masturbation, venereal excesses, or involuntary seminal discharges. They sleep little and badly during the night, and habitually pass the day in a state of somnolence and torpor. There is good reason to suspect abuse in a child who remains motionless in a corner whilst his companions enjoy their noisy sports; who sighs over his lessons and sleeps over his books. This sign is a strong one and easily discoverable; sleep during the night may be easily simulated. I have recently seen a child of seven years of age, who practised masturbation and passed five months without sleeping during the night without being discovered. Venereal excesses produce the same results, but in this case the truth is easily ascertained.

The sleep of patients suffering from spermatorrhœa is generally light, broken, and unrefreshing. They get up more fatigued than they went to bed. Hence they go to bed late and get up with unwillingness, even when they are unable to obtain sleep in the morning. Their sleep is unrefreshing because it is continually broken by nightmare and frightful dreams, which increase as the disease advances. Painful sensations arise in the stomach, and intestines, liver, kidneys, or bladder, the functions of which are deranged; palpitations and sense of suffocation are felt—the functional disorder of the respiratory and circulating systems coming on as during waking.

At a still more advanced period of the disease, sleep leaves the patients entirely. They often pass a whole night in agitation without being able to find a comfortable posture; they get up and lie down again, walk about, or roll on their beds; at one moment their bodies and temples are on fire, at the next they are chilly, and covered with cold sweat. During these long nights they constantly dwell on sad thoughts and are especially tempted to commit suicide. Such disturbed nights must produce the worst consequences on the cerebral functions, for sleep alone could put an end to the nervous debility

and restore its activity to the brain. Hence the loss of sleep is the chief cause of the torpor and somnolency observable in these patients during the day.

Cephalalgia.—Patients suffering from involuntary seminal discharges, generally experience heaviness in the head and sense of compression of the brain, as if the organ were swollen; others on the other hand, complain of a feeling of void in the head. To these sensations dull pains succeed, and these are seldom fixed.

Such symptoms are often attributed to accidental causes, the patients being for the most part unconscious of their true origin. Some patients too suffer from fixed and almost continual pain in a certain spot. I have generally found that the supra-orbital region is complained of in these cases. As the disease progresses these symptoms become more severe, and are conjoined with vertigo, noise in the ears, flushing, heat of the head, disorder in the ideas, stammering, &c., and hence very often structural disease of the brain is suspected, especially if the cephalalgia comes on habitually in the same region. I have met with many cases in which this happened and which had been treated for years by distinguished practitioners without benefit.

Cranial Congestion.—Although patients suffering from spermatorrhœa are generally pale, they are exposed to attacks of cerebral congestion, generally slight and of short duration, but sometimes very alarming. At first these attacks are limited to flushed face, brought on by constipation, difficult digestion, the collection of flatus in the intestinal canal, &c.: at other times, by the heat of a room, acute emotion, sudden disorder of the circulation, or momentary difficulty of breathing. When the health is deranged, constipation considerably increases the flow of blood to the head, and constipation is one of the most common symptoms of the disorder of which I am treating. Apparently trifling causes produce serious effects in these cases, owing to the increased weakness and susceptibility of the organs. In the latter stages of the disease, the congestion may be carried so far that the whole head appears swollen, of a dark red colour and burning heat.

Such attacks of congestion are not confined to the skin; every thing concurs to show that the same phenomena take place in the very substance of the brain. There are present at the same time, vertigo, dazzling of sight, noise in the ears, and a sense of internal pulsation with great anxiety, agitation, and uneasiness, and in some cases, the intellectual faculties are deranged. When the congestion is severe, the patients do not recognise any one; they know not where they are, or what they do; but they want to change their posture, to breathe the fresh air, and especially to walk, although their legs can scarcely support them, and if not closely watched they are liable to fall. In a few cases the patients become quite insensible, and fall into a condition exactly resembling apoplexy.

The medical man called during one of these alarming attacks, is at first struck with the congestion of the face and the increased rapidity

of the pulse. He is told of frequent giddiness experienced by the patients, of embarrassed speech, and momentary stuttering, of weakness of the limbs, and even of frequent falls, of constant headach, &c. He naturally, therefore, concludes that the case before him is one presenting imminent danger of apoplexy.

During these attacks, the brain is indeed the seat of congestion, as well as the face, and the medical man called is not deceived on this point. His error consists in not recognising the cause of the congestion, in not foreseeing its short duration, in exaggerating its consequences, and especially in treating it by the most fatal means. In fact, these attacks of congestion are brought on by the debilitating discharges; they are alarming in proportion to the patient's weakness; they never terminate in cerebral hemorrhage; and no treatment can be worse than abstraction of blood.

It seems astonishing that debility should produce congestions, which are generally looked on as the results of plethora; but on careful examination it will be seen that important points of difference exist between them. Besides this, it is by no means remarkable to see similar phenomena produced by opposite causes.

It often happens in the commencement of cerebral affections, that a copious abstraction of blood is followed by sudden congestion of the head with convulsions. No one doubts that plethora frequently produces palpitation of the heart, sense of suffocation, &c.; yet we have just seen that the same results may be caused by an opposite state. The same remarks apply to the dizziness, noise in the ears, partial and momentary paralysis of the retina, photophobia, &c.

These attacks of congestion become more frequent in proportion as the weakness progresses, but they are generally of short duration, because they depend rather on the irritability of the circulating system, than on a too great impulse given to the blood, or over-fulness of the vessels. There is not, therefore, the same danger of capillary hemorrhage as in ordinary congestion, and still less of any considerable effusion taking place.

An attack of apoplexy may cause death in a plethoric individual without producing effusion, the vessels of the brain being sufficiently distended to hinder the functions of the organ. When hypertrophy of the heart is not brought on by some obstruction to the circulation situated near the commencement of the aorta, the impulse of the blood may be sufficiently violent to cause extravasation in the extreme vessels; and when the latter are diseased, a less powerful impulse may cause a rupture in any point of their coats, followed by a considerable clot. Nothing of this kind exists in persons suffering from spermatorrhœa, and hence congestion does not produce any of these effects, although the attacks may take place frequently, and become more alarming in proportion as the disease advances. When the patients die, it is rather in consequence of a slow wearing out than from the immediate attack; they generally expire in a kind of syncope, after all the congestive phenomena have passed off—not the least trace of them being found in the brain or its membranes.

It is evident that these attacks differ greatly in their indications, from other congestions of the brain. Abstraction of blood may prove fatal, and unfortunately this is the first idea that presents itself. The practitioner called, for the first time, to a patient with such an attack, must take into consideration the general appearance of the system, the state of the strength, the embonpoint, and especially the condition of the circulation. The pulse is generally hurried and irregular; but never full, distended, or resistant. Slight pressure on the artery arrests the pulsation altogether; indeed it can hardly be felt, unless the finger barely touches the skin. With such a pulse there can be no danger of cerebral hemorrhage, and the abstraction of blood would be extremely injurious if not fatal. The pulse, therefore, is the chief guide in such cases.

Alteration of Character.—In general, the moral susceptibility increases with the progress of physical weakness. But those patients who are naturally hasty, become the most impatient and irritable. They are restless, exacting, unjust; trifling circumstances sour and irritate them, drawing from them complaints and reproaches. The least delay in complying with their demands, or a slight awkwardness in waiting upon them, throws them into a fury.

I have seen such patients sometimes roll themselves on the earth in furious and prolonged agitation, when unable to obtain what they desired. These violent scenes of nervous excitement happen especially after abundant or frequent pollutions. As soon as convalescence commences a rapid change takes place. The predominance of such symptoms undoubtedly arises in a considerable degree from the patients' natural impatience; but they increase, or diminish in a remarkable manner, according to their strength; that is to say, according to the frequency of the involuntary discharges. When spermatorrhœa commences after marriage it produces an unexpected change in the character of the husband, which contributes even more than impotence to domestic happiness. Frequent marks of ill humour, bitter words, and violent discussions soon succeed indifference—contrasting strongly with the conduct before the commencement of the disease, and consequently producing a highly unfavourable impression.

Most of these patients too, experience a profound sense of languor, discouragement, and melancholy, giving a peculiar stamp to their character, with which all observers have been struck. The commonness of these symptoms, the importance that has always been attached to them, and the discussions to which they have given rise, require special attention; otherwise they ought not to be considered separately from the other functional disorders of which I have already treated. But they have always been considered as a special malady, or idiopathic affection: I mean hypochondriasis.

Hypochondriasis.—The patients of whom I am at present speaking, are continually beset by bitter regrets, sombre thoughts and horrible presentiments. They feel a void in all their affections; nothing in-

terests them ; every thing fatigues and annoys them ; existence weighs them down without any other apparent cause, than a deep disgust for every thing which can make life pleasant. This vague and instinctive feeling, this *tædium vitæ*, which they are not able to explain to themselves, follows them every where and constantly tempts them to commit suicide. Nevertheless these same persons are most occupied about their health, and dread the greatest misfortunes. I need not reconsider the minute care they bestow on their digestion, the state of their bowels, &c., and I shall only add a few words to what I have already said concerning their varied and continued fears.

During the night they fancy they see thieves and murderers every where ; when travelling they fear being upset, falling down precipices, being drowned, &c., those who are in business fancy themselves ruined, or on the point of being so—the clearest and most rigorous calculations, failing to reassure them—at all events their fears soon return, even if once convinced. Landed proprietors whose immense incomes are imperishable, are nevertheless haunted by the fear of dying of hunger. It seems at first difficult to reconcile such constant cares for self-preservation with disgust of life and inclination to suicide. This contradiction would in fact be inexplicable if it arose from reason or will. But the two contrary impulses which govern these patients are equally instinctive, and depend on the same disease. They are not opposed in reality, for the derangement of all the functions, and the cares, wants, and constant apprehensions arising from it contribute greatly to the dislike of life and to the desire to put an end to such great physical and moral sufferings.

It is evident that these impulses are independent of reason, because they reappear with equal force, whenever the patients experience a relapse, although they may know perfectly well that their former fears were ill founded and their disgust of life arose entirely from the presence of involuntary seminal discharges. They admit even that it is natural to attribute the reappearance of such ideas to the return of their former complaint, but at the same time they believe themselves threatened by other dangers and under more unfavourable circumstances ; and above all things they regard their disorder as incurable, because it has returned. In a word, past experience fails to convince them, if ever they fall a second time under the influence of the disease.

I have seen such relapses last only a few days, and take place for the fortieth or fiftieth time, and nevertheless the same sadness, discouragement and despair, have returned on each occasion. Sometimes two or three nocturnal pollutions occurring in a short space of time, suffice to work a complete change in the character of the patient. But on the other hand, spermatorrhœa never pursues an uniform and continuous course. The discharges diminish, or cease entirely for a short time without the patient being able to explain the cause of such variations. During these intermissions a rapid improvement takes place in all the functions—especially in the digestion ; a general

feeling of comfort and vigour is experienced. The patients believe themselves cured, or on the point of being so, and the joy they experience is manifested with extreme vivacity, in proportion as their temperaments are lively.

The next day these appearances of happiness may again give way to melancholy and despair without the possibility of any person's divining the cause of so sudden and complete a change—effects which are mostly produced by the occurrence of diurnal pollutions—generally unperceived by the patients.

As the disease makes progress the periods of remission become rarer and shorter; still there are always times when the patients are better, and times when they are much worse, following the accidental diminution and increase of the involuntary discharges. Hence the inequality of temper, the strange changes of determination, the variability of inclinations, conduct, and affections, which make the characters of these patients an incomprehensible enigma.

By recollecting what I have already stated respecting the constant and minute attention such patients are obliged to pay to their food, drink, clothing, &c., to the state of their digestion, their alvine discharges, and their urine; to all the changes of temperature, moisture, and electricity; by taking into consideration all the symptoms that are referred to the liver, the intestines, the stomach, the spleen; the annoyance of flatus; the palpitations and oppression of the chest; it will become evident that the reunion of all these symptoms constitutes the most perfect description of what is called hypochondriasis.

Memory.—Patients suffering from spermatorrhœa, like old people, by degrees lose their memory for facts, dates, numbers, and even words; and this greatly increases their repugnance to conversation. After beginning a sentence they often forget what they wished to say, or are unable to find the particular expression they desire; they become nervous and begin to stutter, as if the articulation of sounds were difficult. This difficulty of articulation, however, really does exist in the advanced stages of the complaint; the tongue then sharing in the disorder of the other parts of the muscular system, and the irregularity of its motions being increased by the want of precision in the ideas.

These patients also forget their promises, arrangements, and engagements, in fact every thing which ought to be of chief interest to them, just like individuals in a state of demency.

This forgetfulness, however, does not exclusively arise from loss of memory; the carelessness of the patients, and their constant pre-occupations, are an important cause of it. The concentration of their thoughts on their health renders them indifferent to other things, and when they neglect the most important matters, it is frequently because they do not feel interested; for the same reason, too, they do not understand what is said to them, and do not consider their actions. It seldom happens, then, that loss of memory is the only cause of all the irregularities these patients commit.

Masturbation, even before puberty, produces exactly the same effects as spermatorrhœa; the same forgetfulness and neglect result from it, and there is especially great difficulty in retaining even the most simple lessons, notwithstanding the power of the memory for words at that age.

Intellect.—The intellectual faculties differ greatly in different individuals, not only from difference of education, but also from primary development. The results of spermatorrhœa therefore vary with these varying conditions; generally speaking, congenital deficiencies chiefly appear. In all classes of society there are naturally, powerful intellects like strong constitutions; such advantages, whether they receive all the development of which the individuals are susceptible or not, are maintained better under all circumstances than those which have been acquired by education and exercise.

Age also must be taken into consideration. The effects of involuntary seminal discharges are the more injurious in proportion as the patients are further removed from that period of strength and energy during which the constitution possesses all its natural vigour. Hence it arises that the most rapid and serious intellectual changes take place at the beginning and towards the close of life. I have seen children, previously very intelligent, almost suddenly fall into a state of idiocy, the cause of which was little suspected on account of their early age, the other functions not suffering proportionately. When a child, after having afforded evidence of strong intellect and memory, experiences from day to day more difficulty in retaining what he is taught, we may rest assured that this does not arise from indisposition or from idleness, as is often supposed. On the other hand, the slow but progressive derangement of his health, his constantly increasing loss of activity and application, arise from the same cause. The intellectual faculties are simply the first to feel disorder, and show it more than the others.

Of course I do not here refer to idle or dull children, who have never been able to keep pace with their companions; I speak of such as show at first the most happy qualities, after a time relax their endeavours more and more without evident cause, and overthrow the hopes of their instructors. In such cases, diminished aptness for learning ought to be held quite sufficient evidence to induce inquiry and careful watching.

At a later period venereal excesses may suddenly cut short, in a brilliant career, those who have escaped the dangers of masturbation. All such unexpected reverses, are easily explained by those who are aware of the influence of the genital system over the intellectual faculties. Correct information would clearly show why some children cease to carry off the prizes of their class; and why, at a later period, some young men fail in studying the law, medicine, or the sciences, after having successfully commenced such studies.

Nevertheless these first failures would be only momentary if they were not afterwards kept up by the occurrence of involuntary discharges; most of the patients succeed in correcting themselves,

although perhaps only when they are no longer able to continue their habits; after which they are almost invariably ignorant of the cause that prevents the return of their former intellectual energy. On the other hand again, involuntary seminal discharges do not always arise from masturbation or venereal excesses; they require particular attention therefore on all accounts.

I have already spoken of congenital weakness of the genital organs, and the disposition to involuntary discharges arising therefrom; I have mentioned, too, that intellectual excitement of all kinds, when carried too far, irritates and weakens such organs. Hence it is clear that literary men, artists, *savans*, &c., by giving themselves up too ardently to the study which interests them, are exposed to involuntary discharges, however little they may be liable to them from other causes. Active cerebral excitement at first produces increased activity in the sexual organs, especially if a sitting position be long maintained—a slight increase of virility resulting. Long continued application, however, added to want of exercise, &c., weakens all the functions, commencing with the least energetic. The erections diminish and disappear, which seems natural enough when the absorption of the thoughts is taken into consideration; but after a short time mental application becomes less easy and more fatiguing, and its results are not so satisfactory.

In this condition exercise and relaxation may re-establish the cerebral functions; but after a time these means only produce slight improvement. All those notions of advancement, which had sustained the powers under intense study, must be abandoned, and give place to the constant care of health which deteriorates daily.

What has taken place in these cases? Involuntary discharges are established, or have notably increased in frequency. These discharges keep up the weakness of the previously over-worked brain, and oppose the re-establishment of its functions, notwithstanding the most constant hygienic care. Such patients are generally in the prime of life, and completely absorbed by their studies, when they first feel their intellectual powers rapidly decline. The absence of all apparent symptoms on the part of the genital organs, prevents the patients from there seeking the cause of the disorder: they only regard it as the effect of an over-worked nervous system, which, in a few instances, is actually the case. Under these circumstances, however, a short respite from study, combined with exercise, restores the patient for a time; but he relapses after further application, and these means are of no service: involuntary discharges are now established, and alone oppose the patient's recovery. The nocturnal pollutions diminish, but the symptoms increase—diurnal ones have commenced, and become daily more frequent, and consequently more injurious.

Insanity.—Many patients had been treated in lunatic asylums before they came under my care. In these cases the disorder of the intellectual, moral, and affective faculties varied from severe hypochondriasis to violent mania. Strange hallucinations, together with in-

clination to suicide, temptation to commit murder, and violent fits of rage, were common. For these reasons the patients had been placed in asylums, and treated like ordinary madmen; but in all the cases that have come under my notice, the mental derangement followed the variations of the involuntary seminal discharges in all respects.

Mania, however, is the least common of all disorders of the brain, produced by spermatorrhœa. The chronic form of derangement is much more frequent. This disorder corresponds in a remarkable manner with that described by Pinel as *melancholia*; by Dr. Rush as *tristimania* or *hypochondriasis*, and by Esquirol as *lypomania*. In all cases of this disorder the distinctive characters are,—an irresistible sadness, melancholy and depression of spirits, fondness for silence and solitude, with thoughts constantly engaged in imagining dreadful events about to happen; universal distrust, often carried as far as the most savage misanthropy; extreme timidity of character; a series of hallucinations, generally bearing on plots against life or imaginary persecutions; and, lastly, above all, a profound disgust of life; and, in consequence, an instinctive and continual impulse to suicide.

Such are the symptoms given by all authors as characterizing this particular class of mental diseases; I need scarcely remark that they coincide exactly with those of patients suffering from spermatorrhœa. We must therefore admit, that spermatorrhœa remarkably favours the development of lypomania. I confine myself to asserting that the development of lypomania is favoured by spermatorrhœa, because it is necessary to admit that a primary disposition to cerebral disorder must be present in these cases. Without this we should not be able to explain why in certain cases the patients escape all disorder of the cerebral functions; why, in other cases, these disorders present infinite varieties of degree; and why the same symptoms come on under other circumstances. We must, therefore, only define spermatorrhœa to be a determining cause of lypomania.

The influence of involuntary discharges is, however, so powerful and direct that reason is soon re-established as soon as they are arrested; whilst other modes of treatment are of little or no efficacy.

Pinel and Esquirol remarked the influence of masturbation and venereal excesses in causing melancholia or lypomania. Dr. Deslandes extends his observations to all kinds of mental derangement; and, among other facts, he calls to the support of his arguments the statistics of asylums for the insane. Out of 256 individuals admitted into the asylum of Charenton, during the years 1826, 27, 28, there were 44 men whose insanity was attributable to masturbation or venereal excesses; whilst only three women owed their derangement to similar causes. Dr. Holst, too, has given similar information, derived from the insane in the kingdom of Norway. Dr. Deslandes, however, remarks, that this cannot be regarded as an exact relative proportion on account of the objections women would have to affording such information. Esquirol thinks, too, that masturbation is more frequently concealed among females than among males.

Although the observers, of whom I have just spoken, have mentioned the influence of abuses or excesses in causing insanity, they have completely mistaken the cause which afterwards keeps up the mental disorder. In asylums venereal excesses cannot continue, and sure means of preventing masturbation are at hand; it even happens most frequently that both have ceased a long time without the least improvement in the symptoms being observed, because they are kept up by diurnal pollutions, as I have already shown. None of the authors referred to have, however, mentioned these; indeed they are not even hinted at in any work on insanity.

It is perhaps to the presence of such pollutions that we must attribute the relative paucity of cures in the male—for all who have made statistical researches on insanity, assert that in all countries, and under all kinds of treatment, there are fewer recoveries among men than among women.

But all mental affections do not consist of *disorder* of the intellectual, moral, or affective faculties; there may be also debility, and this may be the predominating phenomenon, or may exist alone. Dementia is the worst degree of this affection, just as mania is the most severe degree of insanity. Incurable cases of *vesania* terminate in dementia; but it has long been known that dementia is not always preceded by mania or delirium, and that it may even reach the last degree of severity without being complicated with any disorder of the kind. Such cases, then, only differ from senile demency by the youth of the patients; and this early debility may make rapid progress, constituting acute dementia.

On comparing the descriptions which have been given of the different kinds of dementia with the symptoms of patients suffering from spermatorrhœa, it is impossible not to be struck with their similarity. What is called simple demency really presents no difference from what is observed in the last stages of spermatorrhœa. In both cases there is invariably a progressive loss of the memory of facts, dates, words, &c., with loss of imagination, power, intellect, and determination.

We have just seen that many observers have admitted the influence of masturbation and venereal excesses in the production of mania and lypomania. Dr. Deslandes believes that these causes also frequently bring on dementia. I am strongly of his opinion, because the loss of their reason removes from the insane as well as from the idiot the strongest check the passions possess. Esquirol very judiciously observes, that masturbation is the greatest obstacle to the cure of the insane on account of the stupid, brutish condition into which the habit throws them. From this it is evident that diurnal pollutions must still more favour and hasten dementia, because they act much more energetically and without encountering any check. Persons addicted to masturbation are watched and mechanically guarded; but diurnal pollutions are not even suspected, much less guarded against. They are, on the contrary, favoured by certain circumstances affect-

ing the insane. Sexual intercourse is denied them; they are condemned to inaction, or, at all events, are unable to obtain regular and active exercise; they frequently suffer from prolonged constipation, &c. These causes are sufficient to bring on involuntary discharges even in cases where there had been no previous bad habits, or venereal excesses; still more, then, must they increase spermatorrhœa, when once set up by previous irregularities.

These reasons lead me to conclude that dementia is frequently caused by diurnal pollutions; and this conclusion seems more strongly confirmed by the debility of the muscular system; for demency bears the same relation to paralysis that delirium does to epilepsy.

General and Incomplete Paralysis of the Insane.—This generally accompanies and follows the same course as dementia; both are phenomena of the same nature, and both arise from weakness of the cerebral organs. General and incomplete paralysis, first noticed by Pinel, and studied with much attention by Esquirol, has since been the object of special research by M. M. Delaye, Bayle, Calmiel, and Foville. The descriptions of all these authors agree remarkably with the symptoms observed in the last stages of spermatorrhœa.

At first there is only observed slight embarrassment of the tongue, with stiffness in all the motions—a general awkwardness attended with more or less trembling. After a time certain letters or words are not distinctly articulated. There is still more stiffness than weakness in the limbs; and a yet more remarkable symptom observed in these patients, until extreme weakness prevents it, is their constant desire for walking or motion. Dr. Foville, after noticing this, adds, “one of my patients when first attacked by this complication, would not remain in the same place; he walked from morning till night with extreme rapidity, and seemed compelled to this constant exertion more by a mechanical impulse than by a voluntary determination.”*

The same author also notices another symptom of general paralysis of the insane, which I have described as frequently occurring in cases of spermatorrhœa. “In the course of this disorder I have frequently observed attacks of cerebral congestion followed by convulsions or coma; these lasted several hours, and were frequently repeated during several days. After such attacks the intellectual debility and the disorder in the motions, the progress of which is generally equal, become more marked. In many patients intervals of variable duration, during which the disease made no progress, were interrupted by these attacks.”

I have quoted these passages literally in order to show how far the symptoms, which I have described as belonging to spermatorrhœa, resemble those which have been noticed by the best observers of the insane. On the other hand, all authors admit that such de-

* See Dictionnaire de Médecine, et de Chirurgie Pratiques. Art. Aliénation Mentale.

bility of the muscular system does not exclusively belong to insanity, and that it occasionally precedes for some time the disorder of the intellectual faculties.

Lastly, all who have paid attention to the general paralysis of the insane, have been struck with the great difference in the number of the two sexes attacked by this serious symptom. In a statistical return referring to 334 cases of insanity, Dr. Foville remarks that out of 31 cases of paralysis, 22 were men and only 9 women. Reports presented by various other observers, give nearly similar proportions, notwithstanding differences of climate, manners, &c. Prof. Rech has stated the disproportion to be even more considerable in the lunatic asylum at Montpellier. So remarkable and constant a difference cannot arise from any accidental cause, for the number of insane females surpasses that of males. It seems to me, therefore, that the great frequency of general paralysis in the male, should be attributed to the presence of diurnal pollutions.

I have just stated that in the asylum at Charenton, 44 males owed their insanity to masturbation, or venereal excesses, whilst only three women were similarly situated; and I have also noticed the greater frequency of recoveries in females than in males. It is impossible not to be impressed with the harmony that exists between these three important facts, constantly and generally observed, and to which no cause has hitherto been assigned.

Alterations in the structure of the brain are indeed sometimes found in cases of general paralysis of the insane, but even those who have laid most stress on them do not agree as to their importance. I have not found such alterations in patients dying from spermatorrhœa who were affected by the same muscular weakness. Besides, these alterations do not explain why the general paralysis of the insane should affect males in so much greater proportion than females.

I conclude, therefore, that among cases of incomplete paralysis of the insane, there are a certain number depending on diurnal pollutions, or which are aggravated by this disease, as I have already stated with regard to dementia.

Dementia and general paralysis of the insane have been generally regarded as certain signs of the incurability of the insanity, even when only slight embarrassment in the pronounciation, hesitation in the motions, or trembling of the limbs existed. Nevertheless, similar symptoms have always disappeared in patients suffering from spermatorrhœa as soon as the diurnal pollutions were arrested. This is a subject, therefore, which demands the earnest attention of practitioners who have opportunities of studying it.

General Character of the Symptoms.—Notwithstanding the number and variety of the effects produced by spermatorrhœa, it is evident that all arise from changes in the *functions* of the different organs; and by comparing these changes one with another, the same characters of debility and disturbance are strikingly seen throughout.

If disorder only appear to be present in certain cases, a little attention will show that it is accompanied by weakness also.

Involuntary seminal discharges therefore act essentially by producing debility. We must also admit that these discharges excite a powerful and rapid influence over the nervous system; hence they have always been justly considered *enervating*. We are thus able to explain the numerous and varied symptoms resulting from spermatorrhœa, as well as their resemblance to the symptoms produced by all other debilitating causes.

Effects of Masturbation on Children and Females.—In children, even at a very early age, masturbation produces the same effects as diurnal pollutions; only that the spasmodic symptoms are generally more marked than those of paralysis. This arises from the predominating power of the nervous system at this early age; for the same tendency is evinced in all the diseases of children, and even in their slight indispositions. On the other hand, however, cases more or less marked, of paralysis, weakness of sight, &c., are not rare; and loss of memory, of intellect, and of the affective faculties, are frequently met with, and may reach complete brutishness.

This unfortunate passion produces exactly the same effects in the female sex at all ages;—the relative frequency of spasmodic phenomena arising from the greater nervous susceptibility of the female. On the other hand, the general and local weakness, occasionally in the female also resembles paralysis. I have recently seen a case of amaurosis, arising from masturbation, in a female thirty-six years of age, who confessed the vice when leaving the hospital, after having submitted to issues, setons, moxas, &c.

In these numerous cases, therefore, seminal discharges can have no influence in producing, or keeping up the disease, although the symptoms are the same as those caused by spermatorrhœa.

After having long reflected on these facts, I am convinced that the effects produced by seminal discharges may be brought on by any other debilitating cause, whose action on the economy is rapid and important; and that of all such causes those which have their seat in the genital organs are the most enervating, and consequently the fittest to produce debility and functional disorder.

Progress of the Symptoms.—In examining the effects produced by spermatorrhœa, I have for obvious reasons generally supposed that the disease progresses regularly and continuously; such is not the case, however, the symptoms seldom present any uniform progress during the course of the disease; nothing, indeed, can be more irregular even in the most severe cases, which might even be considered continuous when compared with others. Among these variations some may be considered of daily occurrence, and these are not well marked; others again, happen less often, but last longer, and are more important. Numerous causes produce these irregularities in the progress of the disease; variations of temperature,

hygrometric influences, atmospheric pressure, electrical tension, varieties of food, state of the bowels, and numerous other trifling circumstances produce extraordinary effects on persons debilitated by involuntary seminal discharges; every observing practitioner will note these; I need, not, therefore, enter further on their consideration.

Spontaneous Recovery.—Many diseases when left to themselves work their own cure, provided only they be not exasperated by the imprudence of the patients. This is not the case with spermatorrhœa—chiefly perhaps, because the effects produced by the disease itself, are favourable to the increase of the involuntary discharges. The natural tendency of this disease to become aggravated, as the result of its own effects, frequently leads to fatal termination. The patients under these circumstances generally expire in one of the attacks of syncope that follow the congestion of the brain, of which I have already spoken. In this way, also, such of the insane, who have fallen into a state of dementia generally expire. Death, however, in cases of spermatorrhœa, is much more frequently caused by some acute, or chronic *accidental* complication, which absorbs all the attention of the attendants on account of its being more evident and better known. The system is unable to resist such complications on account of its previous debility. I have in this manner recently seen a student who was debilitated by severe diurnal pollutions carried off by phthisis after only two months' illness. In such cases unfortunately the spermatorrhœa is generally unsuspected.

CHAPTER XIII.

TREATMENT OF SPERMATORRHŒA.

Pollutions arising from direct causes.

IN the treatment of involuntary seminal discharges, it is of less consequence to seek their primary than to discover their maintaining cause. For instance, pollutions may have been primarily excited by masturbation or venereal excesses, and afterwards be kept up by affections of the skin, hemorrhoids, &c. In such cases it is evident that the practitioner must treat the existing cause. Involuntary discharges may either arise from actual debility, or relaxation of the spermatic organs, or from a state of irritation, or chronic inflammation of the parts, after having been first produced by very different remote causes; in treating such cases then the remote causes are not to be considered, while too much importance cannot be attached to the actual condition which keeps up the disease. It is this *actual* condition of these spermatic organs, that must be altered in order to obtain a cure.

This point must never be lost sight of, in considering the means to be employed for the treatment of spermatorrhœa. The remedies are numerous and of very opposite classes, requiring considerable experience and skill in their adaptation to the temperament or idiosyncrasy of each patient, as well as to the different stages of the disease.

I shall arrange these remedies in different groups according to the indications to be fulfilled—beginning by considering those pollutions whose causes act most directly.

Pollutions arising from ascarides.—The most constant symptoms experienced in these cases, is an insupportable itching at the anus. The parts on examination present no signs of eruption, but the mucous membrane lining the sphincter is red, injected and covered with thick mucus, sometimes mixed with blood. There are also numerous little red points, which, as well as the itching, arise from the pricking produced by the tails of the worms. Sometimes patients annoyed at the constant itching introduce the finger into the anus, detach some ascarides, and bring them away under the nail.

The sensations experienced are not the same at all times ; they are generally much more severe at certain parts of the day, apparently depending on the times of taking food ;—the itching notably increasing about four or five hours after dinner. The stools are generally passed easily, are soft, very fetid, and covered with a large quantity of thick ropy mucus, often mixed with blood.

Diarrhœa frequently occurs, constipation under these circumstances being very rare.

In these cases, therefore, the pollutions are as I have before said not caused by pressure on the seminal vesicles, but by their spasmodic contraction produced by the irritation of the surrounding parts. The pollution generally occurs while the patient is occupied in adjusting his dress ; it takes place suddenly and is ordinarily preceded by two or three spasmodic contractions of the rectum.

Darting pains from the base of the penis to the extremity of the glans, are also frequently felt in these cases ; these pains bear considerable analogy to those caused by the presence of stone in the bladder, the patients elongating the prepuce for relief in the same manner as in that disease. These pains are most likely caused by the ascarides pricking that portion of the rectum which covers the prostate.

Ascarides always inhabit the lower portion of the large intestine and may therefore, be attacked by direct means—the most simple of all without exception, being injections of water. When thrown up at a sufficiently low temperature, water kills these worms, or at least stupifies them, and when injected in considerable quantity so as to be returned with some force, they are frequently passed even while alive. The injections may be commenced at a temperature of 75° Fah. and may be afterwards reduced to 60° or even 50° of the same scale. It is important to throw up as much water as possible, because by this means the worms furthest from the anus may be reached, and those which are adherent to the walls of the intestine may be detached. Ascending douches are very useful in these cases—their action being that of a powerful and long continued enema syringe.

These injections should especially be used in the evening, five or six hours after the last full meal, because this is the time when the itching at the anus caused by the worms is chiefly felt ; besides which, cold injections administered at this period are of use to the patients for other reasons. They render the worms which remain less lively, cool the irritated intestine, diminish the erections, and place the patients in the most favourable condition to obtain that sound sleep of which they are greatly in need.

Cold water is perhaps, the least active injection we can employ, since it has no action except that derived from its low temperature ; but on this account alone it is often preferable to injections that act chemically. The latter are always more or less styptic, acrid, or irritant, and cannot destroy the ascarides without acting on the

mucous membrane of the intestine, which is already irritated and frequently even inflamed; it is, therefore, prudent to begin by copious injections of water, which should at first even be used at a moderate temperature, as a very cold injection, when the intestine is unaccustomed to it, may produce a very injurious irritating effect. When the mucous membrane of the intestine has in some degree recovered its tone, salt and water injections may be used—the quantity of salt being gradually increased from one to three table spoonfuls to the quart of water. Two or three of these injections should be administered in rapid succession, or, better still, should be retained so as to carry the fluid as high up the intestine as possible; care must, however, be taken that the solution does not contain too much salt, which would irritate the mucous membrane.

Decoctions made from plants of the genus *artemisia* are very useful as injections in these cases; some of them, however, are somewhat irritating to the mucous membrane. The class *Labiata* are less irritant, but their vermifuge power is less also. Whatever be the injection employed care must be taken that it be not too concentrated. When this is the case the intestine may become irritated and this irritation may extend to the bladder, producing very annoying symptoms and rendering narcotic, and emollient injections and baths necessary.

A small quantity of the *unguentum hydrargyri mitius* introduced into the intestine, often puts an immediate stop to the annoyance produced by ascarides; the itching returns, however, the worms in the immediate neighbourhood of the anus being alone affected by this remedy. The bichloride of mercury in very diluted solution is also an active remedy, but it requires great care and circumspection in its use.

All purgative enemata destroy ascarides, but at the same time irritate the mucous membrane. Oily injections are, however, unirritating, and consequently very useful. Camphorated solutions have been recommended; but although their action on the ascarides is very prompt, I think there are sufficient reasons to contraindicate their employment.

In very young children baths may be employed containing an infusion of one of the genus *artemisia*. I have even frequently seen these followed by the expulsion of *lumbrici*, when no other means had been employed.

It seldom happens, however, that injections alone suffice for the entire removal of ascarides, some of which often inhabit the upper parts of the large intestine and are consequently unaffected; it is therefore generally necessary to administer vermifuge remedies by the mouth. Calomel has always appeared to me to be the most efficacious of these: when the stomach is much disordered it is best to give from two to four grains of calomel at bed time; and this may be followed by a moderate dose of castor oil taken early in the morning.

At the same time that these remedial agents are employed, means must be taken to improve the general health, and especially the state of the digestive organs. It must be recollected that the presence of worms is a sure sign of deficient energy in the intestinal tube; and this is generally conjoined with constitutional debility, and is only to be remedied by fortifying the whole system.

Pollutions Excited by Cutaneous Eruptions.—Eruptions occur at the margin of the anus, causing insupportable itching, with abundant ichorous discharge, and excoriation of the skin and mucous membrane lining the sphincter ani. Sometimes the affection extends more deeply in the intestine, and then an increased secretion of mucus takes place. The irritation set up under these circumstances excites spasmodic contractions of the seminal vesicles, and consequently, pollutions, especially those which occur during defecation.

Other eruptions occur on the prepuce (herpes preputialis.) These consist of furfuraceous patches, little pointed pimples, or phlyctenoid swellings resembling the effects of stinging by nettles; or again in more or less lively erysipelatous redness. These different eruptions are generally attended by swelling of the prepuce, with hardening or infiltration of the loose cellular tissue of the part, and increased secretion of the sebaceous matter, with intolerable itching. This sebaceous secretion often becomes acrid enough to excoriate the glans and internal surface of the prepuce. The patient cannot keep his fingers from the parts, which again grow more disordered in proportion to his attempts to obtain relief from the itching. Sometimes, too, a degree of salacity is present, which has no relation whatever with the patient's real powers. Eruptions occurring on the skin of the penis, scrotum, perineum, groins, pubes, and the insides of the thighs, may produce nearly the same effects.

Sometimes urethral discharges just as profuse and painful as those caused by blennorrhagic virus occur in these cases; and these may be followed by inflammation of the testicles or bladder, or even nephritis.

The eruptions may also suddenly leave the genital organs and commence in some other part of the body; and when this happens the pollutions generally cease for the time, to return again with the return of the disease to its old seat.

In the treatment of these cases it is always necessary to begin by using baths of either the natural or artificial sulphuretted waters. Care must be taken that these baths be neither too strong nor too hot; artificial sulphuretted baths should at first only contain a small proportion of sulphuret of potassium, and their strength and temperature may be gradually increased. The natural waters are frequently of too high a temperature for these excitable subjects; from 80° to 90° Fah. is generally quite sufficiently warm for the first trials.

After the natural sulphuretted waters have been used as baths for some little time, they may be taken internally and employed as

douches on the perineum and loins, and as enemata, or as ascending douches, into the rectum. The direct action of douches on the cutaneous tissues is very important; in consequence of the percussion, the water stimulates the skin much more than when simply used in baths. I have often seen eruptions that had long withstood the remedial action of sulphuretted waters taken internally, with the simultaneous use of baths, cured in a few days by douching the affected part.

In eruptions about the anus, we have no remedy equal to ascending douches, especially where the disease extends to the mucous membrane of the gut—this structure being acted on as well as the skin of the anus. Injections into the bladder by means of a double catheter are useful in some cases of chronic discharge from the lining membrane of that organ; but here great care is necessary, and the stream should be rather continuous than powerful.

Sometimes the immediate effect of sulphuretted waters is to produce a degree of excitement that increases the involuntary discharges. The final results are, however, almost sure to be favourable.

Occasionally, again, good effects are experienced at first, but afterwards disappear: new attacks of urethral irritation come on accompanied with discharge, &c., as before, and not referrible to contagion; I have known such relapses occur four or five times, notwithstanding the annual use of sulphuretted waters, and other treatment.

In such cases it becomes necessary to remove the condition of the mucous membrane that keeps up the irritation; and this result can only be permanently obtained by cauterization.

On the other hand, again, the use of sulphuretted waters is often highly advantageous in cases that do not depend on cutaneous disease—those that are due to a too great susceptibility of the genital organs for instance. The mildest class of waters should be chosen under such circumstances, and great circumspection is necessary in their employment.

In all cases in which the sulphuretted waters are employed, care must be taken to warn the patient against the injurious modes of life so frequent among the society frequenting mineral springs.

Pollutions arising from Altered or Increased Secretion from the Sebaceous Glands.—The sebaceous matter of the prepuce and glans is sometimes very abundant in quantity, and remarkably acrid, especially in individuals subject to cutaneous eruptions. In other cases, too, it may be retained by great length of the prepuce, or narrowness of the preputial orifice. Under such circumstances, the irritation of the glans penis may bring on very serious nocturnal and diurnal pollutions.

Whenever the prepuce is too long, or its orifice too narrow, it is indispensable to commence the treatment by its removal. This in many cases suffices; others, however, require astringent lotions, sul-

phuretted baths, lotions containing a small proportion of spirit, &c. Simple division of the prepuce does not suffice in these cases; indeed, for reasons well known to surgeons of the present day, its entire removal is generally to be preferred. Where the preputial orifice is very narrow, and the part itself so scanty as to be firmly applied over the glans, this can only be accomplished by first slitting up the organ and afterwards removing the flaps thus made. The operation being a familiar one, further details are unnecessary.

Pollutions depending on Stricture of the Urethra.—Spermatorrhœa may either be brought on by stricture of the urethra, or being brought on by some other of the various causes, may be kept up by this disease. In both cases the most urgent indication is the same. The involuntary discharges cannot be removed without first removing the obstacle to the free discharge of urine.

Various means have been employed for this purpose, some of which are specially suited to particular cases.

In an immense majority of cases dilatation properly applied, is all that is required; and again, dilatation may be employed by two different methods, the comparative merits of which I must hastily glance at.

Formerly strictures were always treated by dilatation continued over a period of two or three months, and this alone was supposed to preserve the patients from the danger of a relapse. This dilatation was generally performed by means of gum elastic catheters retained in the passage. Chronic vesical catarrhs very frequently resulted—continuing after the removal of the instrument; and the mucous membrane of the urethra was generally much altered in structure, becoming fungoid and injected. The pressure of the extremity of the catheter on the walls of the bladder too, often had dangerous results; and more than once the vesical coats have been perforated—becoming softened by inflammation—and effusion of urine into the peritoneal cavity has taken place, of course followed by speedy death.

Abscesses in the prostate also, have frequently formed, and either discharged into the bladder, or rectum, or, producing hard swelling in the perineum, been promptly opened by the surgical attendant. The serious results of these abscesses are well known to all practical men.

Inflammation of the testicles too is a frequent attendant on the slow dilatation of strictures, and even when this does not take place, the mucous membrane of the prostate is generally thickened and altered in structure,—the ejaculatory canals and vasa deferentia, participating in the morbid action.

Inflammation is frequently set up in the corpus spongiosum and cellular tissue surrounding it; and this may either go on to suppuration, and, if not opened early, ultimately form urinary fistula, or, the inflammation becoming chronic, one of the hard tumours found in such cases may result.

By rapidly dilating the stricture, these inconveniences are avoided.

A metallic catheter should always be employed, because it is more easily directed and the surgeon is better able to feel the progress he makes. When the stricture is situated in front of the scrotum, however, a straight instrument may be used. Whenever the contraction is passed the instrument should be retained during seven or eight hours, after which a gum elastic catheter of the same size may be substituted. The stricture is thus compressed and the gorged cellular tissue subsides, so that after three or four hours more the instrument becomes loose and may be easily replaced by one of a size larger. If, however, the instrument be not loose in the passage at the expiration of this period, it should be left a few hours longer. By proceeding in this manner every four hours within two days, the largest catheter the urethra will contain may be easily passed into the stricture—each new introduction of a larger instrument, being easier and less painful than the preceding. As a rule, strictures, which are not very narrow or resistant, are cured without relapse by this simple proceeding, but old, resistant, and lengthy strictures again contract. After a certain time, the patients perceive a diminution in the stream of urine, and when this takes place slowly and without evident cause, dilatation must again be had recourse to, commencing by the introduction of the largest catheter which will pass the contraction. Sometimes, however, the stream of urine becomes suddenly diminished after excesses of any kind, horse exercise, &c., and under these circumstances, baths should be used with emollients, to remove the accidental irritation. Where it is necessary to have recourse a second time to mechanical dilatation, perfect results are generally obtained in a half a day, or at most in twenty-four hours, the stricture not having been permitted to attain its former degree of contraction. The patient may now be instructed to pass the instrument for himself and recommended to have recourse to the method of rapid dilatation whenever the same indications present themselves. The periods of contraction of the stricture become more and more distant, and even in the most refractory cases, perhaps do not recur for years.

The plan of rapid dilatation possesses, therefore, all the advantages of the slow process, without its inconveniences.

Cases of traumatic stricture, such as those caused by a fall on the perineum, &c., are exceptions to this rule. The long-continued presence of a catheter is indispensable in these cases; indeed, they are difficult of cure, by any means.

There are some cases of stricture, however, in which notwithstanding the numerous advantages of rapid dilatation it must give way to other means. When the stricture is situated at the orifice of the glans, dilatation cannot be had recourse to without causing extreme pain, besides which the contraction readily returns. Incising the stricture in the direction of the frænum, is a much simpler and more rapid means of cure. The union of the wound must be prevented by passing daily, for a week or so, the extremity of a large bougie just into the canal. The lips of the wound being prevented from

uniting, cicatrize separately, and there is no danger of a return of the contraction. Even when the stricture is situated two or three lines within the orifice, incision with a straight probe-pointed bistoury may be had recourse to with advantage.

There are also some annular strictures which, from their elasticity, return rapidly to their former degree of contraction, as soon as the dilating instrument is removed. These strictures should be scarified in different parts of their circumference, by a bistouri cachée adapted to the purpose,* and afterwards full sized instruments should be introduced daily for an hour or two.

Some strictures bleed from very slight causes, and others again, are extremely sensitive. In both these cases dilatation is objectionable—indeed, in certain cases of irritable stricture, the patients are unable to submit to it on account of the agony produced, frequently followed by fever, rigors, &c. In these cases cauterization of the irritable surface with the nitrate of silver is the only means by which a prompt and permanent cure can be obtained.

Lastly, there are impediments to the discharge of urine situated externally to the mucous membrane. These consist of little tumours developed in the spongy tissue of the urethra, or even still more superficially; these tumours can only be dispersed by external incision. A large catheter should be passed into the urethra, so as to cause the tumour to project beneath the skin, which should then be freely divided with a straight bistoury; the cellular tissue and tumour are in their turns to be treated in the same manner. The tumour afterwards suppurates and disappears completely.

Pollutions arising from Hemorrhoids.—Hemorrhoids may cause involuntary seminal discharges in two ways—by the irritation they excite—and by acting as mechanical impediments to defecation.

In the first case the tumours become swollen and painful, and the irritation extends to the prostate and neck of the bladder. Vegetable and milk diet should be used in these cases, with warm baths, cold

* The instrument to be used for this purpose should not be constructed on the principle of a lancet shaped stilet. In pushing forward the pointed extremity of such an instrument it is almost impossible to be assured of the direction in which the incision is made; besides which the elasticity of the stricture will allow it to give way before the point of the instrument, however well set, when the thrusting motion alone is depended on to produce the required effect. In all cases too for which this operation is suited, it is possible to dilate the stricture by means of a somewhat conical instrument. It is far better, therefore, that the bistouri cachée should be sheathed in the substance of a solid sound, and made to project slightly by means of a screw, after the instrument has been passed entirely through the stricture, the incisions or notches in which may thus be made while withdrawing the instrument, and with a proper cutting motion. For strictures in front of the perineum, a straight instrument may be used, and this will have the advantage of being turned round in the urethra so as to notch several parts of the stricture. For strictures nearer the bladder several instruments will be required, if it be necessary to incise more than one aspect of the stricture. In all cases the projection of the bistouri cachée should be regulated by means of a screw, so that the exact depth to which the incisions will extend, may be known by a single glance at the handle of the instrument. [H. J. McD.]

and opiate enemata, and emollient poultices when the tumours become prolapsed and painful. In this state too, much and immediate relief may be obtained by puncturing the most distended tumours with a lancet; the swelling goes down, the pain is relieved, and often the hemorrhoid withers away and becomes completely obliterated. The practice of applying leeches to these tumours cannot be too much reprobated. The leech-bites increase the irritation, and it is evident that the effect desired, viz., that of emptying the tumour of its contents cannot be accomplished by these creatures, their bite not being sufficiently deep to extend through the coats of the tumour.

When the hemorrhoids are sufficiently large and numerous to impede defecation, they must be unhesitatingly removed—especially when they become hard and begin to degenerate. Care must be taken in operating for the removal of these tumours when internal to the sphincter, to cauterize the bleeding surface with the heated iron, after each stroke of the knife.* There is no occasion to form a deep slough—it is simply necessary to close the orifices of the bleeding vessels. For this purpose the small olive-shaped cauterizing irons are the most convenient.

Pollutions caused by Cicatrices in the Neighbourhood of the Anus.—Accidental cicatrices in the neighbourhood of the anus, or within the rectum, may cause very serious pollutions on account of the obstacle they present to free defecation. It is evident that these pollutions can only be relieved by incising such cicatrices, and preventing the union of the incisions by introducing an instrument, capable of dilating the part to the full dimensions of the rectum.

Pollutions caused by Fissure of the Anus.—I need not repeat what

* When hemorrhoids are situated within the sphincter ani, their removal by the knife is dangerous with any amount of precaution. It is far better, by directing the patient to strain as at stool, to cause the tumours to project beyond the sphincter, and then to transfix them through the base with a fixed needle carrying a double ligature. An unarmed needle may be passed *underneath* the first, and the ligatures tied on each side, *underneath* the second needle. This proceeding causes little pain when the portions strangulated consist only of mucous membrane; should, however, a portion of skin be included, the suffering is generally intense—ample reason for avoiding the application of a ligature when the piles are external. The strangulated portions seldom give any further trouble, and unless the stools be carefully examined, even the ligatures are generally discharged unnoticed.

The ligatures for this purpose should consist of fine, smooth, even, and very strong whipcord. Silk, however often doubled, will seldom bear the force required to draw the ligature tight, and besides, this repeated doubling makes a thick cord which does not so perfectly strangulate the tumour. In external hemorrhoids when recent and inflamed, the practice of puncturing with a lancet cannot be too strongly recommended. The hemorrhage that takes place relieves the congestion of the hemorrhoidal veins as well as the irritation of the neighbouring parts, and by gently pressing the tumour, if it have not already disappeared on the following day, a small clot will generally be discharged, after which the pile will for the most part shrink up and give no further trouble. When, however, external piles are of long standing they should be freely removed by the knife. Smart hemorrhage sometimes follows, continuing for a few minutes; no danger is to be apprehended from this, as it soon ceases spontaneously, or at all events, may be immediately arrested by light pressure with a compress of lint. [H. J. McD.]

I have already said respecting the different modes by means of which anal fissure may cause pollutions. The action is precisely the same as that of hemorrhoids.

The indication to be fulfilled is of course to obtain a cure of the fissure, and this is only to be accomplished in severe cases by dividing the sphincter ani.* This operation must be performed towards the side opposite to that on which the fissure is situated.† With regard to the treatment after the operation I must remark, that I consider the plan of stuffing the wound with charpie injurious and inconvenient; great irritation often results from it, and frequently hemorrhage is kept up, which would otherwise speedily cease. The wounds heal just as perfectly without this dressing, and I have lately given up its use in all cases where division of the sphincter ani is required.‡

There are some cases of anal fissure which apparently depend on a syphilitic taint. These are readily cured by the introduction of a small suppository containing mild mercurial ointment.§

Pollutions produced by Constipation.—Constipation is sometimes the cause of spermatorrhœa; but it is much more frequently one of the results of the disease; at all events, costiveness is almost always an accompaniment of it. In all cases it is undoubtedly of importance to relieve the constipation, even when it is not the primary cause of the disease. Both surgeons and patients, however, have for the most part fallen into a strange error in considering that to cure the pollutions it is sufficient to procure free evacuation of the bowels.

Diurnal pollutions indeed, which are simply accidental, disappear as soon as the momentary costiveness causing them has been relieved;

* The free application of the nitrate of silver in substance will relieve many cases of fissure of the anus, even when very severe. The application gives sharp momentary pain, but this soon passes off, and great relief is immediately afterwards experienced. [H. J. McD.]

† When the fissure is not situated in the anterior portion of the anus—the direction of the urethra—this operation may be performed by simply dividing the parts through the fissure. The irritable surface is thus converted into a simple wound, which inflames, suppurates, and generally heals without further trouble.

‡ In all cases of fissure of the anus, as well as in cases of hemorrhoids—indeed, in all affections of the lower bowel—too much attention cannot be paid to the state of the digestive organs and liver. It must be recollected that disorder of these viscera is by far the most frequent cause of rectal disease, and that without first removing such cause no local treatment can be permanently successful. [H. J. McD.]

§ There can be no doubt as to the propriety of avoiding the filthy dressings still too often used, and the abominable practice of stuffing up wounds made by operation on the lower bowel. In all cases when any dressing is required, a narrow strip of lint, dipped in a little tepid water, suffices. In the after treatment of divided sphincter ani, an aromatic lotion—the red wash of the University College Hospital—consisting of about a scruple of sulphate of zinc, four drachms of spirits of rosemary, one drachm of compound tincture of lavender and ten ounces of water—is generally the only application necessary. [H. J. McD.]

¶ The origin of such fissures from a syphilitic taint, I cannot but consider very doubtful. Certainly the local application of the mild mercurial ointment would, according to the generally received notions of constitutional syphilis, be of very little efficacy in curing a secondary sore. [H. J. McD.]

but in such cases spermatorrhœa has not become a confirmed disease, and the health is not seriously disordered.

On the other hand, I have met with cases in which diurnal pollutions brought on by old standing and obstinate costiveness, continued after the bowels had been restored to their normal action. Case nineteen is a striking example of this.

The means generally employed to relieve constipation are so well known, that I need not consider them separately. Ascending douches are in my opinion by far the most efficacious and useful in all cases.* Purgatives on the other hand are injurious, however administered and of whatever nature they may be; laxatives such as castor oil, magnesia, &c., are less injurious, but these possess the notable inconvenience of adding to the gastric disorder. Saline purgatives such as sulphate of soda and magnesia irritate the mucous membrane of the alimentary canal, which is generally very easily affected in these cases. Aloetic purgatives have, in addition to this, the great objection that they act chiefly on the lower intestines, especially the rectum.

I have formerly stated that active purges may excite pollutions in persons previously free from them, from the facility with which spasmodic contractions of the rectum extend to the seminal vesicles; and I have shown that pollutions brought on in this way may continue after the action of the exciting cause has passed away, so that a serious case of spermatorrhœa may remain, the progress of which afterwards becomes independent. It is, therefore, evident enough that the abuse of purgatives may seriously increase previously existing involuntary discharges, which were more the cause than the effect of the constipation.

On the other hand, most of these patients are in the constant habit of swallowing purgatives, not only because they are obstinately costive, but also because, from the remotest records of medical science, it has been laid down as a rule that hypochondriacs cannot be too much purged—most persons affected with spermatorrhœa, as I have before said, being more or less hypochondriacal. The profession cannot, therefore, be too much on their guard against yielding to the solicitations of such patients—who perhaps, only complain, or complain chiefly, of constipation.

* The power of the douche bath in relieving constipation, has been very generally overlooked in this country. Ascending douches directed against the anus seem, from the experience I have at present had of their use, likely to be a very valuable remedy in cases of deficient action of the colon and rectum. The temperature of the douche should be from 80° to 90° Fah. and it should be continued about ten minutes. The direction of the spout may be varied, and the water thrown on the abdominal parietes, with very good effects. [H. J. McD.]

CHAPTER XIV.

TREATMENT OF SPERMATORRHŒA.

Pollutions caused by Relaxation and Debility.

INVOLUNTARY seminal discharges arising from general atony and following serious acute diseases are very rare. The same indications are presented as in other prolonged convalescences. To the general means proper to restore the strength may however be added such special ones as act chiefly on the genital system: such are spa-water mixed with generous wines, most of the gum resins, canella bark, highly seasoned dishes, game, &c.

Pollutions are much too frequently attributed to debility of the genital organs: nevertheless in certain cases such local atony may either originate or keep up spermatorrhœa, which then frequently yields to the simple administration of general, or special tonics. Debility may continue also after other causes have ceased to operate; the same indication is to be fulfilled when this is the case.

This simple atonic condition is to be suspected when there are no symptoms of local irritation—especially in such as have suffered during infancy from incontinence of urine, in those whose genital organs are not perfectly developed, or whose temperaments are markedly lymphatic. When the scrotum is pendulous and œdematous, and the veins of the spermatic cords are varicose, with the glans-penis pale at its orifice, and urethral canal little sensitive to catheterism, there can be no doubt of the presence of atony.

The effects produced by atmospheric changes give us important information on this head. We may be convinced that pollutions arise from atony when they are increased during mild and damp weather, while on the other hand, they decrease during dry winds, with sharp cold. These opposite effects show clearly enough that tonics are indicated.

Galvanism may be employed very advantageously in torpidity of the genital organs; the shocks should especially be passed between the loins and pubes and afterwards between the loins and perineum. After each sitting the patients experience a feeling of strength and warmth in the pelvis, which constantly increases; the bladder and rectum contract more energetically and the constipation ceases. It

is evident enough that galvanism would be injurious in cases where there is the least irritation.

Cantharides are constantly ordered by charlatans in cases of impotence. I have never met with a single patient who did not regret this treatment, and suffer from it. The remedy is one which should never be administered to persons suffering from spermatorrhœa.

Phosphorus, which has been recommended in these cases, falls under the same denunciation.

The ergot of rye has recently been recommended in cases of spermatorrhœa, and from experiments I have instituted, I am inclined to think that it will prove of much service in pollutions arising from atony. The dose should be from four to twenty grains, night and morning, and the best method of administration is by suspending the freshly powdered ergot in a glass of water.

Cold, fresh, and salt water bathing have been so generally recommended in cases of involuntary seminal discharges, that I feel it necessary to insist strongly against their indiscriminate employment. Bad results arise from them when there is either great constitutional debility, or too great susceptibility of the genital organs. Of these different classes of patients, the one is compelled to give up bathing because sufficient reaction does not take place, and the other because the involuntary discharges are considerably increased. The abstraction of heat can never directly augment animal strength and activity. The tonic effect resulting from cold bathing is, therefore, due to the vigorous reaction that follows, and it is the duty of the medical man to consider the constitution of each individual in order that the bath may be employed with the most suitable effect in each particular case. My experience has taught me that the ordinary mode of cold bathing is chiefly useful in cases of masturbation, or of venereal excesses; in these cases, too, the exercise of swimming may be advantageously added. Cold bathing is also useful in recent cases of nocturnal pollutions, but care must be taken, provided debility have made even slight progress, not to permit more than sudden immersion into the water; and even this must be left off when reaction is slow in taking place. When diurnal pollutions have commenced I consider cold bathing highly injurious. If it be necessary to stimulate the cutaneous surface in such cases, other and more direct means must be had recourse to. We may for instance employ warm aromatic baths—especially in patients who suffered from incontinence of urine during childhood.

In all cases care should be taken to employ active friction on the skin when the patients leave the bath; after which flannel should be immediately put on.

In some cases cold applications, or lotions to the genital organs, are borne when general bathing would be injurious, on account of the amount of heat abstracted from the large surface exposed. Analogous but more powerful effects are produced by friction with ice, &c., applied over the same parts; or a small quantity of pounded ice

enclosed in a bladder, may be allowed to melt on the loins, or perineum. These means have been especially recommended before going to bed, for patients who suffer from nocturnal pollutions; their effects, however, often exceed what is required and at best are very uncertain; sometimes too, disagreeable irritation of the urinary organs follows.

Cold douches on the lumbar and sacral regions are more certain in their action, on account of the shock produced. I have frequently employed these douches with success—extending their application to the perineum. They have appeared still more useful when alternated with sulphuretted waters employed as hot as possible in the same manner. Reaction is much more rapidly established after these means.

The first applications of the douches should not exceed five minutes in duration. The skin will be found very red, and a feeling of heat and vigour in the parts will take place, even before this short douching is ended: a very powerful tonic result may be expected as regards the genital organs, and for this reason the duration and force of the douches must only be increased after carefully watching their effects for several days. After this, if not contra-indicated, the number and duration of the cold douches may be increased.

I have seen these alternated douches produce a state of priapism, even in persons who were perfectly impotent on the previous day. The medical attendant must, therefore, be cautious during their employment that he does not over stimulate his patient.

Cold drinks are generally useful and seldom injurious in these cases. They take the place of spirits, &c., from which the patients are generally obliged rigorously to abstain. Ice and iced drinks have of course the most powerful action but are not proper in all cases. When the stomach is very irritable the use of ice soon causes pain and tenderness of the epigastrium, with heat of skin, red tongue, and quick pulse—indeed, all the symptoms of more or less severe gastritis. In other cases again, the use of ice causes troublesome erections followed by weight in the prostate and frequent discharge of urine, sometimes with diminution of the stream, and redness at the orifice of the glans penis; sometimes too, mucous discharge from the urethra is set up, and even vesical catarrh has occurred in more than one case in my practice. It is evident, therefore, that in order to use ice, or iced drinks with success, the digestive and genito-urinary organs must not be in an irritable state. The season of the year too must be considered; in summer reaction is rapid, and the heat abstracted by the use of ice, is soon compensated; in winter, on the contrary, there is a constant struggle on the part of the system to maintain the animal heat, and it is evident that the administration of substances calculated to abstract heat must be injurious.

In the internal administration of ice, we may without inconvenience consult the taste of the patient. A spoonful may be given several times a day, pounded with sugar, or little portions of ice may be

sucked; the common ices of the pastry-cooks may be used, or better still, iced milk may be administered. In all cases it is proper to begin by small quantities at a time, and the action of the remedy must be carefully watched.

Ferruginous waters have been very generally recommended in cases of debility of the genital organs. Such debility, however, when regarded as the sole cause of involuntary discharges is very rare; or at least it rarely exists alone; and hence it happens that waters containing iron so frequently fail, although in a few cases they produce remarkable effects. In these cases too, attention to the state of the digestive organs is necessary.

Of the natural ferruginous waters, that of Spa is the most employed. Of all mineral waters, however, those containing the oxide of iron are the most common, besides which they are easily manufactured artificially, and the artificial waters are quite as good as the natural—indeed, in some cases they are better, because a larger quantity of carbonic acid may be forced into them. Some of the natural mineral springs are sufficiently warm to be used as baths, and this is a very useful mode of administration when the stomach of the patient is irritable.

Spa-water may be taken in cases of atony, mixed with wine at meals, and with milk, or sugar and water, during the rest of the day. It is probably the best and most agreeable mode of administering iron; but the common forge water may be substituted for it without inconvenience, or better still, a solution of lactate of iron. Indeed, all ferruginous preparations may be used in atonic cases, care being taken at the same time to regulate the bowels, and to watch the general effects of the remedy.

Tonic or astringent bitters may also be employed in cases of spermatorrhœa decidedly depending on an atonic condition of the genital organs, and may sometimes be advantageously combined with preparations of iron. These remedies have one great inconvenience, viz., their tendency to bring on constipation.

Numerous general and special excitants are contained in the materia medica. Almost all the labiate and umbelliferous plants possess high stimulating properties, and they have accordingly been strongly recommended in cases of impotence—which it will be remembered, was formerly always supposed to arise from atony of the ejaculatory ducts. From my experience, however, even when involuntary seminal discharges are caused by debility of the spermatogenic organs, excitants are more frequently injurious than useful.

The oleo-resins such as copaiba, turpentine, &c., are more useful in cases of debility, accompanied with abnormal sensibility of the genito-urinary mucous membrane. These remedies should be commenced in small doses, which should be increased very slowly. But notwithstanding these precautions, the oleo-resins often disorder the digestive organs, and prove repugnant to many patients. Of these remedies copaiba is, perhaps, to be preferred. It may be given

mixed with magnesia, or in gelatine capsules, one only of which at first should be taken at bedtime, increasing the dose according to the effects observed. Tar water too may be given in doses of one or two tablespoonfuls mixed with water, three or four times a day.

Nervous Susceptibility.—There are certain cases of involuntary seminal discharges which seem to arise from the action of the nerves of the genital organs, rather than from debility, or irritation. This disposition, however rare, merits particular mention because it presents special indications. The genital organs sometimes possess such a high degree of susceptibility, that the least touch produces extraordinary sensations in them. Very slight friction suffices to cause incomplete erections with seminal emissions. Catheterism gives intolerable pain, even at the orifice of the urethra, although there is no redness perceptible; painful dragging sensations are felt in the testicles and spermatic cords, as well as along the penis; darting pains with pulsation and sense of spasmodic contraction come on frequently without evident cause, in the perineum towards the neck of the bladder—probably in the seminal vesicles, because involuntary emissions often result without erection, or lascivious ideas, and notwithstanding efforts made to prevent them. These phenomena are especially observed in irritable individuals, who have shown from infancy a degree of morbid sensibility, and whose first seminal discharges were caused by unnatural excitement—especially by irritability of temper, or lively emotions. In such patients spermatorrhœa becomes much aggravated in stormy weather: cold baths, applications of ice, &c., are injurious, and tonics, internally administered, do not succeed better in these cases. Sedatives and narcotics may be employed with the best effects; preparations of opium should be commenced in very small doses, however, on account of the tendency to headach, and the nausea they produce, as well as their increasing the patients' constipation. I have more than once seen such patients experience all the bad effects of an over dose of opium from the exhibition of an enema, consisting of a decoction made from a single poppy head.

It might be supposed that camphor would be especially useful in these cases, on account of its particular action on the nervous system. I have rarely obtained good effects from it, however, and such of my patients of this particular class who took it in large doses, experienced nausea, headach, and very painful agitation; in some even an increased seminal discharge took place. Nevertheless camphor generally diminishes erections arising from a state of irritation; unfortunately its effects are very uncertain, and hitherto, no rules have been laid down by which to predicate its action. On one point, however, I am satisfied; it is, that camphor should never be given in large doses to these patients, as bad effects are almost invariably produced. I generally recommend five or six grains only at first in the course of the day.

Counter-irritation on the perineum and thighs, may be sometimes

advantageously employed to relieve the spasmodic contractions that cause diurnal pollutions; but the use of cantharides for this purpose must be avoided.

The introduction of a catheter into the bladder possesses the advantage, of putting a stop at once to the nervous phenomena, of which the genital organs are the seat, and also of lessening the increased sensibility of the urethral mucous membrane. A moderate-sized gum elastic catheter should be at first employed; the introduction should be performed slowly, stopping from time to time, both to allow the pain to pass off and to get rid of the spasm of the passage. This spasm frequently lasts more than a minute, and during this time all attempts at passing the instrument on must be absolutely abstained from. Some patients suffer such pain during the passage of the instrument, that the whole body becomes agitated, and covered by cold sweat, and it is precisely in these cases that the catheter produces the most marked and lasting effects; when the suffering is very acute, however, we should not persist in reaching the bladder the first time of using an instrument.

At first the instrument should not be retained more than an hour, and in many cases it is necessary to withdraw it earlier; at all events, it should always be removed as soon as its presence excites new spasms. It is remarkable that notwithstanding the severe pain caused by its introduction, the patients invariably experience a sense of comfort immediately after its removal; this is owing to the relief of the painful sensations which they previously felt in the genital organs—sensations which were by no means acute, but very disagreeable on account of the constant anxiety they caused.

The effects of the first introduction must be completely allowed to pass off before having recourse to the instrument a second time; a day or two should even be allowed to elapse after the passage of urine has ceased to be painful, before again using the catheter. Generally from five to ten days would be a proper interval, varying with the peculiarities of the case. And now the period of removing the catheter may be left to the discretion of the patient, always advising him to retain it as long as possible, or until very violent spasms commence—which happens generally in these cases in from one to two hours.

The swelling which follows the introduction of the catheter, necessarily extends to the orifices of the ejaculatory ducts, and thus lessens the disposition to diurnal pollutions. The disordered nervous action is also modified by the presence of the instrument, and the sensibility of the urethra returns by degrees to its normal condition. The catheter does not simply dull, by its continued presence, the morbid sensibility of the part; it produces at first momentary excitement, accompanied with swelling, and followed by a permanent tonic effect. Hence the introduction of an instrument may be advantageously applied in cases of atony.

Some patients, however, are so excitable, that they cannot bring

themselves to submit to the pain caused by passing the catheter; others again, are unwilling to await the tardy results that follow this plan of treatment, which is necessarily lingering, on account of the time required to elapse between each introduction of the instrument. In these cases, therefore, other means must be had recourse to.

Acupuncture acts with much promptitude and energy on the nerves of the perineum and neighbouring parts. It should be performed in the following manner:

The needles should be as fine as possible, and long enough to penetrate nearly into the bladder; they should be tempered by heating until they change colour, so that there may be no danger of their breaking, and a large head of sealing-wax should be formed for them, so that they may be easily managed; a little oily matter should be rubbed over them before using.

After having caused the patient to make water, the first of these needles is to pass through the raphé of the perineum, midway between the root of the scrotum and the margin of the anus; the point must be kept in the direction of the median line, so as to traverse the inferior lobe of the prostate, nearly as far as the neck of the bladder. The second is next to be introduced between the first and the margin of the anus, its point being directed in the same manner; and the third may be inserted in front of the first, the point being directed obliquely towards the lower part of the neck of the bladder. By this means the prostate would be traversed in the course taken by the ejaculatory ducts in their course to meet at the verumontanum. It is difficult, therefore, for the ducts to escape being acted on by the needles, even supposing they should not be actually punctured.

I allow the needles to remain at least one hour, and at most three; they may be retained longer however, for the only inconvenience they occasion arises from their requiring perfect immobility. The extraction is generally painful.

The patients experience, immediately after the removal of the needles, a sense of comfort and suppleness, which extends from the perineum to the neighbouring parts, and probably depends on the disappearance of the painful sensations previously suffered; and remarkable improvement in all the phenomena caused by disordered innervation in the genital organs usually results; sometimes indeed, such disorders do not re-appear.

The influence exercised by acupuncture over the involuntary discharges, is by no means so constant. These seldom yield completely after the disappearance of the nervous symptoms, although I have seen a few cases in which the pollutions ceased after a single application.

I have also several times used acupuncture of the spermatic cord, and even of the testicle, with advantage in cases of neuralgia in these parts, taking care to pass the needles between the epididymis and body of the testicle. In one case the pain ceased after

four repetitions of the operation, and I have since learnt that the patient married a few months after leaving the hospital. Neuralgia of the spermatic cords and testicles is not always accompanied with spermatorrhœa; but as may be supposed, the disorders are very frequently connected. In all these cases, the first indication to be fulfilled is the same.

Acupuncture has unfortunately, lately fallen into disrepute; at one time it was sadly abused, being recommended in all classes of local pain whatever its nature or cause; hence the present neglect into which it has fallen. Of course discrimination is required in its use; but in cases of spermatorrhœa arising entirely from nervous disorder, (which indeed, are not common) its effects are as prompt and durable, as beneficial.

Pollutions arising from Habit.—To the cases I have just been considering as suitable for acupuncture, must be added those in which pollutions are kept up by habit. Not only must these cases be referred to the influence of the nervous system, but similar means of treatment are applicable in both. I have obtained good effects from catheterism and acupuncture, in patients whose genital organs were not very excitable, but in whom the disorder was of very long standing, or arose from old and long continued abuse or venereal excesses.

It is very probable that the spasms of the seminal vesicles were kept up in these cases by the influence exercised on all organs, and particularly on those of generation, by the periodical repetition of the same acts.

Catheterism and acupuncture should, therefore, be employed in these cases, when there is no more evident indication to fulfil.

Pollutions caused by Sleeping on the Back.—There is still another phenomenon which appears to me to arise from nervous influence, I mean the effect produced by heat of the loins during sleep. Amongst such as are affected with nocturnal pollutions, the greater number only suffer from these accidents when lying on the back. These cases are not generally very serious, and they may be relieved by the following simple means:

The bed should be very hard, and a piece of leather or oiled silk should be placed between the blanket and sheet. If this do not succeed it will be proper to apply a sheet of lead over the loins, and, better still, to adapt to the centre of this sheet a perpendicular piece of light wood, so that the body never can remain on the back however sound the sleep may be. The sheet of lead may be fixed to a linen girdle and tied in front; and it is evident, that for the patient to lie on his back, he must rest equally balanced on the edge of the wood fixed to the centre of the leaden plate. The use of lead prevents the loins from being overheated by the presence of the apparatus, which might happen if some metallic substance were not used.

I have always found this simple apparatus successful in nocturnal pollutions caused by heat of the loins during sleep.

CHAPTER XV.

TREATMENT OF SPERMATORRHŒA.

Pollutions caused by Irritation or Chronic Inflammation.

In by far the greater number of cases, the involuntary seminal discharges are kept up by a state of irritation of the spermatic organs; and this irritation may present various degrees of severity, varying from simple excitement to well marked inflammatory action. Nocturnal pollutions brought on by simple excitement of the genital organs, are not in general either lasting or serious; these discharges, therefore, as I have before stated, only merit attention on account of their tendency to become habitual.

Irritation of the genital organs generally shows itself by more or less vivid redness at the extremity of the glans-penis, by abundant secretion and frequent discharge of urine, by acute sensibility in the prostatic portion of the urethra, and by a sense of weight and discomfort in the perineum and rectum.

In chronic inflammation the prostate is besides, sensible to pressure and perhaps swollen, which may be easily ascertained by an examination per rectum. The patients suffer from mucous urethral discharge, generally the sequel of old blennorrhagia, and which becomes aggravated from very trifling causes. The testicles are often morbidly sensitive, painful, and perhaps swollen.

Spring is unfavourable to all patients whose involuntary discharges arise from hypersthenia; dry and cold weather are equally injurious; in general they feel better in warm damp seasons. Cold lotions, cold bathing, tonics, and excitants, are all equally hurtful. Momentary benefit may, however, occasionally arise from these means, and this happens because debility generally accompanies the irritation or chronic inflammation; but such momentary benefit is rapidly followed by marked increase of the bad symptoms. It is often difficult to distinguish chronic inflammation from irritation, and the indications to be fulfilled are the same in both states, therefore I shall consider their treatment together.

Hippocrates recommended that at first the whole surface of the body should be fomented, that lavements should be given, and, after a time tepid baths used. The moderns, on the other hand, have with one accord recommended cold bathing in all cases of spermatorrhœa, and this has arisen from their constantly and falsely attributing the

disorder to atony of the genital organs. The temperature of the bath should be that most pleasant to the feelings of the patient: too high a temperature causes agitation; too low, on the other hand, increases instead of relieving, local irritation. Emollient baths containing vegetable decoctions, are indicated when the skin is dry, irritable, or covered by eruptions; but with the exception of these cases, they are not more useful than baths of plain water. The advice of Hippocrates relative to the diet and general regimen of such patients, harmonises with the employment of these emollient means. After having prepared the stomach by a mild emetic, he recommends skim milk as a beverage, ass's milk, and during forty days cow's milk. "So long as this milk diet shall continue" he adds "administer barley water in the evening, and forbid all solid food; afterwards give soft food in small quantities at first, and fatten the patient as much as possible." This fluid regimen is certainly the fittest to assist the baths, fomentations, &c., in calming the irritation of the genital organs, by favouring abundant secretion of unstimulating urine. It has also the advantage of furnishing the digestive organs with nutriment suited to their weakening powers.

The stomach must not be over fatigued with the use of milk, however, and in order to prevent this, different means may be employed. At first new milk may be given, as soon as possible after it has been drawn, and this may be varied by changing from goat's milk, to ass's milk, and from the milk of cows to that of sheep. Afterwards the milk may be boiled, or given cold, or iced; sugar may be added to it, or jam, water and sugar. If acid eructations follow its use, a few grains of magnesia may be mixed with it, or two or three spoonfuls of Spa-water, or, better still, of lime water. A few drops of rum may be added to it to give flavour, or a laurel leaf, or a sprig of fennel may be allowed to infuse in it while it cools. Tea and coffee must not be given with the milk, on account of their injurious action on the nervous system, but chocolate may be used in small quantities. The stomach is generally so capricious in these cases, that a milk diet could not be long submitted to unless it were constantly modified. As, therefore, it is the most suitable diet in severe cases, care must be taken to vary it frequently.

The *soft* food, recommended by Hippocrates to follow milk diet, should consist of decoctions made from barley, beans, &c., or of the dried juices of feculent vegetables. Of all feculent roots the potato is the best suited to follow the use of strict milk diet in these cases. The most simple mode of its preparation is the best. The potato is easily digested, and besides, it modifies the secretion of urine. Strawberries possess a similar property, and very soon relieve irritation of the bladder and urethra. There are some patients whose urine is quite transparent, but who nevertheless cannot retain it long; they suffer from pain and heat in the neck of the bladder and prostate, together with darting pains in the same region, but without any symptoms indicative of inflammation. This particular kind of irrita-

tion is difficult to relieve by pharmaceutical means, but it often yields readily enough to the abundant use of strawberries; raspberries and cherries produce somewhat similar, but much less active effects.

The advice given by Hippocrates, "to fatten the patient as much as possible" is by no means opposed to the diet I have recommended, for it is well known, that matters containing sugar and fecula in abundance, favour the formation of fat.

Hippocrates adds, that wine should be abstained from during a year, and I have frequently had opportunities of remarking the wisdom of this advice. Many patients, indeed, grow abstemious as the result of their own experience. The prohibition of wine should include all other fermented liquors, as well as tea and coffee—indeed, all exciting drinks. But there are cases of spermatorrhœa, arising from irritation, in which wine may be allowed, and in these cases it may be advantageously taken iced, or mixed with an alkaline, or carbonated water.

In cases of well established spermatorrhœa, all excitement of the genital organs increases the pollutions; the patients must, therefore, not only abstain from coitus, but from every thing which may excite venereal desires, or lascivious ideas. Still, however, when convalescence is advancing, very moderate sexual intercourse is necessary to relieve the overfilled seminal vesicles, and to prevent them from again falling into a habit of involuntary contraction.

Fatigue is hurtful to patients whose pollutions arise from irritation, but moderate exercise is beneficial. Excessive mental exertion is also to be avoided. In the milder cases of involuntary discharge, caused by irritation, the introduction of a catheter may be sufficient, as in cases of morbid sensibility, to modify the condition of the mucous membrane.* The remedy in the severer cases I have still to consider, I mean cauterization of the mucous membrane of the prostatic portion of the urethra, by means of the nitrate of silver.

Cauterization.—This operation is especially indicated in cases of chronic inflammation, or irritation of the urethra; its results may be considered certain when involuntary discharges follow a common clap, or non-contagious gleet. I have also found it successful in many cases where atony, or relaxation seemed to predominate, and in a few cases of marked nervous disorder, and congenital pre-disposition. In the latter cases, however, the benefit derived from cauterization has seldom proved permanent, though I believe that by changing the condition of the tissues, the foundation has been laid for the successful use of other means.

Before proceeding to cauterization it is indispensably necessary to introduce a catheter; for the double purpose of taking the exact length of the urethra, and of completely emptying the bladder. On slowly withdrawing the instrument, during the escape of urine, the stream is

* I have successfully treated a mild case in this manner. [H. J. McD.]

arrested as soon as the eyes of the catheter enter the canal, and recommences when they are again pushed into the bladder. The penis being then moderately stretched, the thumb and fore finger should be applied to the instrument at the point of the glans. When the catheter is withdrawn, the distance between the finger and thumb and its eyes, gives the exact length of the urethra, and this must be immediately marked on the *porte-caustique*, the eyes of the catheter being applied to its olivary extremity, and the position of the fingers indicated by fixing a little slider on the stem of the instrument. When the *porte-caustique* has penetrated so far into the urethra, that this slider touches the point of the glans—the penis being in exactly the same state of elongation in which it was when the catheter was introduced—it is clear that its olivary extremity will be in precisely the spot previously occupied by the eyes of the catheter, when the length of the canal was taken; that is to say, at the commencement of the neck of the bladder—a position which it is highly important to the operator to be assured of.

The bladder must be completely emptied, in order that no urine may penetrate into the tube of the *porte-caustique*, and that none may enter the urethra during cauterization. When the caustic is wetted by the urine, it acts much less energetically than if it were dry, and its action extends to parts where it was not required. The inflammation set up may, under these circumstances, be insufficient to fulfil the desired object, although at the same time, extremely painful on account of its extent.

I need not describe the instrument I use for the purpose of cauterizing the urethra, as it is pretty well known to the profession. I must, however, point out a few of the faults of those sold, by even the best instrument makers, as my instrument. The enlargement terminating the cuvette, is generally too round and too small. It closes the end of the tube like a stopper, and hence it often happens that the mucous membrane forcibly embracing the cuvette during cauterization, becomes pinched on closing the instrument, and perhaps portions of the membrane may be torn away on withdrawing it. By giving the extremity of the instrument greater volume, and an elongated olivary form, this accident is rendered quite impossible.

The diameter of this olivary body should considerably exceed that of the tube of the instrument, because, although the operator may judge when he is near the neck of the bladder, by the nearness of the slider on the stem of the instrument to the point of the glans; still, it is proper that he should have a distinct sensation when the neck of the bladder is reached. The passage of the enlarged extremity of the instrument through the sphincter of the bladder gives this sensation very distinctly; then on gently withdrawing the instrument, a slight resistance is felt to the re-entrance of the bulb into the urethra, and the operator may be certain that the cuvette containing the caustic is in its proper position.

The cuvette and the stem which supports it, should be formed of a

single piece of metal, because any soldering is soon destroyed by the caustic. It is not, however, indispensable that the cuvette should be made of platinum. I have used the same silver instrument for several years, without its being worn by the action of the caustic.

Very often the cavity in the cuvette intended to hold the caustic is carefully polished; when this is done, the caustic does not adhere firmly to its sides, and there is danger of its escaping. The inner surface of this cavity should on the contrary, be as rough as possible.

The nitrate of silver must be melted into the cuvette by means of a spirit lamp, so that it may present, when cold, a smooth and even surface. So long as it continues rough, so as to project beyond the level of the sides of the cuvette, the projecting portions are apt to be broken off in closing the instrument, and to fall out when it is again opened.

The patient should lie down during cauterization; either standing or sitting he is less fixed, and is more apt to move his pelvis suddenly—an inconvenience which it is important to avoid; the operator too, is less at his ease, and less certain as to his proceedings.

As the olivary extremity of the instrument approaches the neck of the bladder, the irritability of the passage increases, and the patient's agitation often becomes so great as to inconvenience the operator. The instrument should now be allowed to pass on by its own gravity, attention being paid to detect the moment when the olivary body passes the neck of the bladder: as soon as this happens, the instrument should be gently withdrawn—so as to bring its olivary extremity slightly within the neck of the bladder—and firmly held in that situation, while the outer tube is a little drawn back, and the cuvette *very rapidly* passed over the inferior surface of the prostate, by slightly turning the stem attached to it; the instrument should then be *instantly* closed and slowly withdrawn from the urethra.

In this manner the nitrate of silver reaches the prostate quite dry in the situation where the ejaculatory ducts open. Their orifices must, therefore, be cauterized sufficiently to produce a considerable modification in the state of the tissues. No other parts are touched; and hence, the inflammation set up is at once both acute and circumscribed.

It must be remembered, that cauterization is practised in these cases, in order to bring on a lasting change in the condition of the tissues, by means of active inflammation, and not for the purpose of causing loss of substance; and hence it is not necessary to produce a slough. The action of the nitrate of silver should be just as rapid as in cauterizing the conjunctiva in chronic inflammation, ulceration of the cornea, &c. There is the same intention in both these different cases, and the result obtained is of the same nature.

It is now twenty years since I first commenced the practice of cauterizing the prostate in cases of ancient gleet, which had resisted all other kinds of treatment; very soon afterwards, I applied the same powerful means to the treatment of involuntary seminal discharges.

Since that time, I have performed the operation almost daily, and I have never seen, in my own practice, any of the violent effects, such as retention of urine, hemorrhage, long-continued violent pain, narrowing of the passage, &c., described by some operators as supervening. Indeed, I should almost doubt the accuracy of these descriptions, had I not been consulted in one or two cases in which the symptoms had been set up. Such ill effects result from the injurious and absurd practice of some surgeons, of cauterizing the urethra during a fixed period of time, watch in hand. The time required to glance at the second hand, is more than sufficient for applying the caustic.

During the first days subsequent to cauterization, baths, enemata, and diluents should be prescribed, with milk and vegetable diet, so as to dilute the urine as much as possible. All fatigue should be abstained from, and exposure to cold rigorously avoided. For two or three days micturition is frequent, painful, and accompanied with the escape of a few drops of blood. But these symptoms soon pass off, provided no imprudence be committed. I have, however, known the pain continue ten days or more, in patients who committed errors of diet, or fatigued themselves too early, or who exposed themselves to cold or damp.

These imprudences are not only injurious by hindering the rapid termination of the inflammatory process; they may also compromise its results, which depend principally on the facility with which resolution takes place. So long as the inflammatory stage continues the involuntary discharges are increased rather than diminished in frequency, and sensible improvement only appears when resolution takes place. It is seldom that we can judge of the amount of benefit derived until the twelfth or fifteenth day, or sometimes longer, especially if a return of the inflammation should take place, when perhaps the patient thinks himself freed from all restraint. He must be especially warned against indulging his sexual desires, although energetic erections are sure to occur. Some unreflecting practitioners have had recourse to a second cauterization, immediately that the severe inflammatory symptoms of the first are dissipated, and sometimes have performed the operation five or six times following, expecting that the involuntary discharges would be arrested by such means. Indeed, I have seen several patients who had been cauterized every eight days, or even oftener, for a month or two, without other results than obstinate irritation and stabbing pain in the neck of the bladder, with contraction of the urethra.

It must be remembered, that it is wholly for the consecutive results that cauterization is performed, and that these results depend on a change which takes place in the condition of the tissues. The curative action can, therefore, only show itself after the complete resolution of the acute inflammation set up by the nitrate of silver. This seldom takes place until the eighth day, and as many more days are necessary before the required change is effected. I have

seen patients in whom a month and more has been required, because the inflammation was prolonged by accidental causes. In such patients improvement commenced late, its progress was slow, and the cure was not perfect until six weeks or two months after the operation.

In no case can we expect to find the curative effects of cauterization manifested earlier than a fortnight at soonest, and a month must be allowed to elapse before judging of them definitely. It is, therefore, absurd to attempt to set up a second time, the inflammatory process, before the first has had opportunity to produce its effects. When cauterization is about to effect a cure, it soon becomes evident by the rapid diminution of the involuntary discharges, and the steady progress of the convalescence. It is sufficient afterwards to remove the circumstances that might occasion a relapse, and all the functions will soon be re-established. Exercise should be increased with the return of strength, in order to confirm the recovery.

One operation suffices in such a case, indeed, the operation should not be repeated, even although the patient in hope of accelerating his recovery, may be anxious for it. Hygienic care, travelling, and sulphuretted waters will do the rest. A second cauterization should only be practised when accidental causes have prevented the first from producing its effects, and when a second application of the caustic fails to complete the cure, it is probable that a third will have no better success, other means, therefore, should be had recourse to.

When cauterization only gives momentary relief too, it should not be repeated, for a second and third would have no better chances of success than the first. Further investigation into the causes that keep up the pollutions, must be undertaken. Very often, causes previously unsuspected are discovered, the proper treatment for which of course must be employed.

In conclusion, I may simply record my opinion, that two thirds of the cases of spermatorrhœa would be beyond the reach of medical assistance, were it not for the beneficial effects produced by the application of nitrate of silver to the prostatic portion of the urethra.

Action of the Nitrate of Silver.—There is scarcely a tyro in surgery who has not seen the nitrate of silver in substance, applied to fungous, irritable, and bleeding ulcers; and all well know, that the pain caused by the application soon ceases; that the granulations assume a more healthy aspect, and that the discharge becomes more creamy, and the sore shows a disposition to heal. It is not by destroying the fungous and bleeding surface that this improvement is effected, but by giving tone to the vessels of the part. In affections of the skin, the nitrate also renders much service; but it is in chronic ophthalmia perhaps, that the rapidity of its effects is especially seen. Before cauterization, the conjunctival mucous membrane is injected, painful, thickened, fungoid, sometimes rough and granular. The follicles of the lids furnish an abundant secretion of matter, and the secretion of the lachrymal glands is much increased, and their pro-

ducts modified, so that the discharge of tears over the cheek frequently causes ulceration.

Immediately after the application of the nitrate of silver these symptoms are exasperated; the tears especially, flow in much greater abundance. But soon the pain lessens, and the lachrymal discharge becomes arrested; on the following day the injection of the eye becomes less evident, and for several days resolution continues its progress, leaving the conjunctiva much paler than it was before.

The same results take place in ulcerations of the cornea.

In these cases, the nitrate of silver is merely drawn lightly and rapidly over the diseased surface, its action not being sufficiently continued to produce a slough.

Precisely the same phenomena occur in the prostatic portion of the urethra, the action of the nitrate of silver being of limited duration.

In leucorrhœa too, which frequently depends on ulceration of the neck of the uterus, cauterization with the nitrate of silver, possesses undoubted advantages over all other modes of treatment. The neck of the uterus is red, fungoid, swollen, and more acutely sensitive than natural; there are often excoriations varying in extent, the surfaces of which, when wiped with lint, generally bleed.

In leucorrhœa which owes its origin to a chronic inflammation, *sui generis*, of the lining of the vagina, attended by insupportable pruritus, and accompanied with abundant thick, acrid, yellow discharge, the nitrate of silver is often of much service. The mucous membrane is not only red and injected, but frequently also, rough and granular, and while general means are at the same time employed, the application of the caustic affords a very speedy mode of relief from many of the more distressing symptoms.

In cases of leucorrhœa too, which depend on lymphatic scrofulous habit—in atonic cases in fact—the nitrate of silver will often arrest the discharge, and thus remove a very serious cause of debility, while other means are taken for the permanent improvement of the system generally.

Chronic Vesical Catarrh.—During more than fifteen years I have employed cauterization with much success in cases of chronic inflammation of the bladder. At first like many other practitioners, I dreaded the effects of such an agent on a mucous membrane, constantly bathed by the urine, and I was frequently prevented from having recourse to it by the terrible obstinacy of the disease. Since that time, however, I have found cauterization cure nine-tenths of the vesical catarrhs that have come under my care, many of which too, had resisted various scientific treatment for years. The cases which cauterization failed in curing completely were much improved by it. Cauterization should, however, only be used in uncomplicated cases; where there is suspicion of suppuration in the kidneys, or of abscess in the prostate, opening into the bladder, this treatment is contra-

indicated. Generally a single cauterization suffices, but I have occasionally been obliged to repeat the operation three or four times.

The bladder should be emptied as completely as possible, and the same instrument should be used as in cauterizing the prostate, except that it should be furnished with a convex cuvette. It is sufficient to pass the caustic rapidly to the right and to the left once only, to obtain the desired result; it is better to be obliged to repeat the operation than to excite too much inflammation.

After the operation, frequent baths must be used with emollient enemata, abundant diluents and rest. The inflammation passes off very rapidly, and I have not met with one case in thirty in which abstraction of blood has been necessary.

When cauterization does not succeed in perfecting the cure, it invariably so alters the condition of the mucous membrane that the means previously employed unsuccessfully may be used with every prospect of success—I refer to the natural and artificial sulphuretted waters, tar water, and the turpentine—especially copaiba.

Deviation of the Orifices of the Ejaculatory Canals.—I have stated that cauterization should be very rapid and confined to the surface of the prostate in spermatorrhœa arising from irritation. There are, however, cases in which involuntary discharges are complicated with deviation of the orifices of the ejaculatory canals, and this deviation requires a slight alteration in the mode of operating. It is no longer necessary simply to modify the condition of the mucous membrane; it is required to bring forward the verumontanum, which is turned backwards. For this purpose it is necessary to produce a very small slough in front of the orifices. Instead of the ordinary cuvette of the porte-caustique, therefore, the instrument should be solid; but about fourteen lines from its olivary extremity, there should be a little excavation about large enough to hold a grain of linseed. This is to be filled with the nitrate of silver in the same manner as before; and when the olivary extremity of the instrument is situated at the neck of the bladder, the tube is to be drawn back, and the caustic allowed to dissolve entirely, in front of the verumontanum. A little slough results, and the cicatrix that succeeds it is generally sufficient to draw forwards the orifices of the ejaculatory ducts.

CHAPTER XVI.

TREATMENT OF SPERMATORRHOEA.

Convalescence.

IN recent and simple cases of involuntary seminal discharges, re-establishment takes place promptly and rapidly; all the organs successively resume their normal functions, without requiring any further treatment on the part of the surgeon. But after severe cases the progress from disease to health is never so simple or rapid. The constitution having been seriously weakened, requires much time and attention for its repair. Besides this, habit which possesses considerable influence over all organs, tends unceasingly to cause a relapse in cases of spermatorrhœa that have been of long duration. It is, therefore, slowly and with prudence that the patient should return to his ordinary diet and mode of life; and there are certain hygienic precautions which in some cases must be continued long after the perfect re-establishment of health.

In proportion as the energy of the digestive organs returns, more nourishing food is required, and the patients can no longer bear the strict diet which was highly beneficial at first. The patients are also impelled by the desire of increasing their strength; but for this purpose it is better to permit an increased quantity of light food, with greater frequency of meals, than to allow, too early, a return to heavy diet that may disorder the digestive organs and thus endanger a relapse. From vegetable diet, the patient should proceed to fish and white meats, before having recourse to more stimulating food.

Of course exception must be made here, of those patients who are troubled with ascarides, and in whom tonic and stimulating diet is required on account of their pollutions arising from atony.

During convalescence from spermatorrhœa, arising from irritation, a warm and damp climate agrees best, but on the other hand, when

the disorder arises from atony or from lymphatic constitution, a dry and pure air is required.

When the strength is so far re-established that the effects of cold are no longer to be dreaded, cold bathing is very useful provided the season be favourable: when re-action takes place vigorously, the loss of the economy caused by it diminishes the secretion of semen. At first the bath should consist of one plunge only, and if the atmospheric temperature be low, two or three days should be permitted to elapse between the baths. The length of time the patient continues in the water, should be very gradually and carefully increased.

Exercise should be taken in proportion to the return of strength, not only to increase the strength, but also in order that the products of digestion may be as much as possible employed in the repair of waste. This is the best means to prevent such materials from proving an undue stimulus to the spermatic organs. Travelling is highly useful after spermatorrhœa has been cured; but in order that the best results should be derived from it, the patient should travel on foot. Carriage exercise favours constipation, and excites the genital organs, and horse exercise possesses both these inconveniences in a still higher degree.

I have more than once stated that the seminal secretion is never completely arrested in man except after long and severe illnesses. The pollutions will therefore return, provided absolute continence be persevered in. Such pollutions may occur so rarely as not to exert any injurious influence on the health; but they may increase by simple habit, or by the action of irresistible accidental circumstances. In order that involuntary seminal discharges, therefore, should cease entirely, it becomes necessary that they should be replaced by normal voluntary emissions. The regular exercise of the organs too, can alone restore to them their proper energy. This is the case with all the organs of the body, and the generative are by no means an exception to the general rule. In order, therefore, that the return to health may be durable, regular sexual intercourse must be established. The question now arises: when ought such intercourse to be permitted? The answer is: when continued continence has become so painful as to bring on actual fatigue of the generative organs, and when no further progress is observed in the development of their energy. There is then danger that the organs may lose power and fall into a state of debility from too long inaction.

The surgeon is now consulted by the patient and his friends as to the propriety of his marrying; and this is one of the most difficult questions to decide. Marriage ought not to be contracted until the fullest proofs of a perfect and permanent return to health has been given. The responsibility of sacrificing the happiness of the female is to be considered seriously, as well as the possibility

of a relapse occurring to the patient, from comparatively unrestrained indulgence during the first months of marriage. On this subject, however, I think that no decided rules can be laid down; the matter must be left to the judgment of the surgeon, after he has carefully considered all the circumstances affecting each particular case.

THE END.

CATALOGUE
OF
MEDICAL AND SURGICAL WORKS,
PUBLISHED BY
BLANCHARD & LEA,
PHILADELPHIA.
JULY, 1851.
FOR SALE BY ALL BOOKSELLERS.

TO THE MEDICAL PROFESSION.

The Subscribers subjoin a list of their publications in medical and other sciences, to which they would invite the attention of the Profession, with the full confidence that they will be found to correspond in every respect with the description. They are to be had of all the principal booksellers throughout the Union, from whom, or from the publishers particulars respecting price, &c., may be had on application.

BLANCHARD & LEA,
(Late LEA & BLANCHARD.)

Philadelphia, May, 1851.

DICTIONARIES, JOURNALS, &c.

- American Journal of the Medical Sciences, quarterly, at \$5 a year.
Cyclopædia of Practical Medicine, by Forbes, Tweedie, &c., edited by Dunglison, in 4 super royal volumes, 3154 double columned pages.
Dunglison's Medical Dictionary, 7th ed., 1 vol. imp. 8vo., 912 large pages, double columns.
Hoblyn's Dictionary of Medical Terms, by Hays, 1 vol. large 12mo., 402 pages, double columns.
Neill and Smith's Compend of the Medical Sciences, 1 vol., large 12mo., 900 pp., 350 cuts.
Transactions of the American Medical Association, Vols. I, II, and III, cloth or paper.
Medical News and Library, monthly, at \$1 a year.

ANATOMY.

- Anatomical Atlas, by Smith and Horner, large imp. 8vo., 650 figures. New and cheaper ed.
Horner's Special Anatomy and Histology, new edition, 2 vols. 8vo., many cuts, (nearly ready.)
Horner's United States Dissector, 1 vol. large royal 12mo., many cuts, 444 pages.
MacLise's Surgical Anatomy, Parts I. II. and III., 46 colored plates, imp. 4to. Price \$2 00 each. (Part IV just ready.)
Sharpey and Quain's Anatomy, by Leidy, 2 vols. 8vo., 1300 pages, 511 wood-cuts.
Wilson's Human Anatomy, by Goddard, 4th edition, 1 vol. 8vo., 252 wood-cuts, 580 pp.
Wilson's Dissector, by Goddard. New edition, with cuts, 1 vol. 12mo., 458 pages, (now ready.)

PHYSIOLOGY.

- Carpenter's Principles of Human Physiology, 1 vol. 8vo., 752 pp., 300 cuts and 2 plates, 4th edition, much improved and enlarged. 1850.
Carpenter's Elements, or Manual of Physiology, new and improved edition, 1 vol. 8vo., (nearly ready.)
Carpenter's General and Comparative Physiology, 1 vol. 8vo., many cuts, (now ready.)
Dunglison's Human Physiology, 7th edition, 2 vols. 8vo., 1428 pages, and 472 wood-cuts.
Harrison on the Nerves, 1 vol. 8vo., 292 pages.
Kirkes and Paget's Physiology, 1 vol. 12mo., many cuts, 550 pages.
Longet's Physiology. Translated by F. G. Smith. 2 vols. 8vo., many cuts, (preparing.)
Matteucci on the Physical Phenomena of Living Beings, 1 vol. 12mo., 388 pp., cuts.
Solly on the Brain, 1 vol. 8vo., 496 pp., 118 cuts.
Todd and Bowman's Physiological Anatomy and Physiology of Man, with numerous wood-cuts. Parts I., II. and III., 1 vol. 8vo., 156 wood-cuts.

PATHOLOGY.

- Abercrombie on the Brain, 1 vol. 8vo., 324 pp.
Blakiston on Diseases of the Chest, 1 vol., 384 pp.
Blood and Urine Manuals, by Reese, Griffith, Markwick, Bird, and Frick, 2 vols. 12mo., many cuts and plates.
Budd on the Liver, 1 vol. 8vo., 392 pages, plates and wood-cuts.
Burrows on Cerebral Circulation, 1 vol. 8vo., 216 pages, with 6 colored plates.
Billing's Principles, new and improved edition, 1 vol. 8vo., 250 pages, (just issued.)
Bird on Urinary Deposits, 12mo., new and improved edition, (just ready.)
Copland on Palsy and Apoplexy, 1 vol. 12mo., 326 pp.
Frick on Renal Affections, 1 vol. 12mo., cuts.
Hasse's Pathological Anatomy, 8vo., 379 pages.

- Hope on the Heart, new ed., pl's, 1 vol. 8vo., 572 p.
Hughes on the Lungs, &c., 1 vol. 12mo., 270 pp.
Lallemand on Spermatorrhœa, 1 vol. 8vo., 320 pp.
Mitchell on Fevers, 1 vol. 12mo., 138 pages.
Philip on Protracted Indigestion, 8vo., 240 pp.
Philips on Scrofula, 1 vol. 8vo., 350 pages.
Ricord on Venereal, new ed., 1 vol. 8vo., 340 pp.
Stanley on Diseases of the Bones, 1 vol. 8vo., 286 pages.
Vögel's Pathological Anatomy of the Human Body, 1 vol. 8vo., 536 pages, col. plates.
Wilson on the Skin, 1 vol. 8vo., new ed., 440 pp. Same work, with colored plates.
Whitehead on Sterility and Abortion, 1 vol. 8vo., 368 pages.
Williams' Principles of Medicine, by Clymer, 2d edition, 440 pages, 1 vol. 8vo.
Williams on the Respiratory Organs, by Clymer, 1 vol. 8vo., 500 pages.

PRACTICE OF MEDICINE.

- Ashwell on Females, 2d ed., 1 vol. 8vo., 520 pp.
Barlow's Practice of Medicine, (preparing.)
Bennet on the Uterus, 2d and enlarged edition, 1 vol. 8vo., 356 pages.
Bartlett on Fevers, 2d edition, 550 pages.
Benedict's Compendium of Chapman's Lectures, 1 vol. 8vo., 258 pages.
Chapman on Fevers, Gout, Dropsy, &c. &c., 1 vol. 8vo., 450 pages.
Colombat de L'Isère on Females, by Meigs, 1 vol. 8vo., 720 pages, cuts. New edition.
Condie on the Diseases of Children, 3d edition, 1 vol. 8vo.
Churchill on the Diseases of Infancy and Childhood, 1 vol. 8vo.
Churchill on the Diseases of Females, by Huston, 5th edition, revised by the author, 1 vol. 8vo., 632 pages.
Churchill's Monographs of the Diseases of Females, 1 vol. 8vo., now ready, 450 pages.
Clymer and others on Fevers, a complete work in 1 vol. 8vo., 600 pages.
Day on Old Age, 1 vol. 8vo., 226 pages.
Dewees on Children, 9th ed., 1 vol. 8vo., 548 pp.
Dewees on Females, 9th ed., 1 vol. 8vo., 532 p. pls.
Dunglison's Practice of Medicine, 3d edition, 2 vols. 8vo., 1500 pages.
Esquirol on Insanity, by Hunt, 8vo., 496 pages.
Meigs' Letters on Diseases of Females, 1 vol. 8vo., 690 pp., 2d ed., improved, (lately issued.)
Meigs on Certain Diseases of Infancy, 1 vol. 8vo., 216 pp., (a new work.)
Thomson on the Sick Room, &c., 1 vol. large 12mo., 360 pages, cuts.
Watson's Principles and Practice of Physic, 3d edition by Condie, 1 vol. 8vo., 1060 large pages.
West's Lectures on the Diseases of Infancy and Childhood. 1 vol. 8vo., 452 pp.
Walshe on the Heart and Lungs. A new work, just ready, 1 vol. royal 12mo. ex. cloth.

SURGERY.

- Brodie on Urinary Organs, 1 vol. 8vo., 214 pages.
Brodie on the Joints, 1 vol. 8vo., 216 pages.
Brodie's Lectures on Surgery, 1 vol. 8vo., 350 pp.
Brodie's Select Surgical Works, 780 pp. 1 vol. 8vo.
Chelius' System of Surgery, by South and Norris, in 3 large 8vo. vols., near 2200 pages.
Cooper on Dislocations and Fractures, 1 vol. 8vo., 500 pages, many cuts.
Cooper on Hernia, 1 vol. imp. 8vo., many plates.
Cooper on the Testis and Thymus Gland, 1 vol. imperial 8vo., many plates.

Cooper on the Anatomy and Diseases of the Breast, Surgical Papers, &c. &c., 1 vol. imp. 8vo., pl'ts
 Drutt's Principles and Practice of Modern Surgery, 1 vol. 8vo., 576 pages, 193 cuts, 4th ed.
 Dufton on Deafness and Diseases of the Ear, 1 vol. 12mo., 120 pages.
 Durlacher on Corns, Bunions, &c., 12mo., 134 pp
 Ear, Diseases of, a new work, (preparing.)
 Fergusson's Practical Surgery, 1 vol. 8vo., 3d edition, 630 pages, 274 cuts.
 Guthrie on the Bladder, 8vo., 150 pages.
 Gross on Injuries and Diseases of Urinary Organs, 1 lrg. vol. 8vo., 726 pp. many cuts, (now ready.)
 Jones' Ophthalmic Medicine and Surgery, by Hays, 1 vol. 12mo., 529 pp., cuts and plates.
 Liston's Lectures on Surgery, by Mütter, 1 vol. 8vo., 566 pages, many cuts.
 Lawrence on the Eye, by Hays, new ed. much improved, 863 pp., many cuts and plates.
 Lawrence on Ruptures, 1 vol. 8vo., 480 pages.
 Miller's Principles of Surgery, 2d edition, 1 vol. 8vo., 538 pp., 1848.
 Miller's Practice of Surgery, 1 vol. 8vo., 496 pp.
 Malgaigne's Operative Surgery, by Brittan, with cuts. (Publishing in the Med. News and Lib.)
 Maury's Dental Surgery, 1 vol. 8vo., 286 pages, many plates and cuts.
 Skey's Operative Surgery, 1 vol. large 8vo., many cuts, 662 pages, a new work, (just issued.)
 Sargent's Minor Surgery, 1 vol. royal 12mo., 380 pages, 128 cuts.
 Smith on Fractures, 1 vol. 8vo., 200 cuts, 314 pp.

MATERIA MEDICA AND THERAPEUTICS.

Bird's (Golding) Therapeutics, (preparing.)
 Christison's and Griffith's Dispensatory, 1 large vol. 8vo., 216 cuts, over 1000 pages.
 Carpenter on Alcoholic Liquors in Health and Disease, 1 vol. 12mo.
 Dunglison's Materia Medica and Therapeutics, now ready, 4th ed., much improved, 182 cuts, 2 vols. 8vo., 1850.
 Dunglison on New Remedies, 6th ed., much improved, 1 vol. 8vo., 750 pages.
 De Jongh on Cod-Liver Oil, 12mo.
 Ellis' Medical Formulary, 9th ed., much improved, 1 vol. 8vo., 268 pages.
 Griffith's Universal Formulary, 1 large vol. 8vo., 560 pages.
 Griffith's Medical Botany, a new work, 1 large vol. 8vo., 704 pp., with over 350 illustrations.
 Mayne's Dispensatory, 1 vol. 12mo., 330 pages.
 Mohr, Redwood, and Procter's Pharmacy, 1 vol. 8vo., 550 pages, 506 cuts.
 Pereira's Materia Medica, by Carson, 3d ed., 2 vols. 8vo., much improved and enlarged, with 400 wood cuts, (nearly ready.)
 Royle's Materia Medica and Therapeutics, by Carson, 1 vol. 8vo., 689 pages, many cuts.

OBSTETRICS.

Churchill's Theory and Practice of Midwifery, a new and improved ed., by Condie, 1 vol. 8vo., 510 pp., many cuts, (now ready.)
 Dewees' Midwifery, 11th ed., 1 vol. 8vo., 660 pp., plates.
 Lee's Clinical Midwifery, 12mo., 238 pages.
 Meigs' Obstetrics; the Science and the Art; 1 vol. 8vo., 686 pages, 121 cuts.
 Ramsbotham on Parturition, with many plates, 1 large vol. imperial 8vo., 520 pp. 5th edition.
 Rigby's Midwifery, new edition, 1 vol. 8vo., (just issued,) 422 pages.
 Smith (Tyler) on Parturition, 1 vol. 12mo., 400 pp.

CHEMISTRY AND HYGIENE.

Bowman's Practical Chemistry, 1 vol. 12mo., 97 cuts, 350 pages.
 Brigham on Excitement, &c., 1 vol. 12mo., 204 pp.

Bowman's Medical Chemistry, 1 vol. 12mo., many cuts, just ready, 288 pages.
 Dunglison on Human Health, 2d ed., 8vo., 464 pp.
 Fowne's Elementary Chemistry, 3d ed., 1 vol. 12mo., much improved, many cuts, now ready.
 Graham's Chemistry, by Bridges, new and improved edition. Part 1, (in press.)
 Gardner's Medical Chemistry, 1 vol. 12mo. 400 pp.
 Griffith's Chemistry of the Four Seasons, 1 vol. royal 12mo., 451 pages, many cuts.
 Knapp's Chemical Technology, by Johnson, 2 vols. 8vo., 936 pp., 460 large cuts.
 Simon's Chemistry of Man, 8vo., 730 pp., plates.

MEDICAL JURISPRUDENCE, EDUCATION, &c.

Bartlett's Philosophy of Medicine, 1 vol. 8vo., 312 pages.
 Bartlett on Certainty in Medicine, 1 vol. small 8vo., 84 pages.
 Dunglison's Medical Student, 2d ed. 12mo., 312 pp.
 Taylor's Medical Jurisprudence, by Griffith, 1 vol. 8vo., new edition, 1850, 670 pp.
 Taylor on Poisons, by Griffith, 1 vol. 8vo., 688 pp.
 Traill's Medical Jurisprudence, 1 vol. 8vo., 234 pp.

NATURAL SCIENCE, &c.

Arnott's Physics, 1 vol. 8vo., 484 pp., many cuts.
 Ansted's Ancient World, Popular Geology, in 1 12mo. volume, with numerous cuts, 382 pages.
 Bird's Natural Philosophy, 1 vol. royal 12mo., 402 pages and 372 wood-cuts.
 Brewster's Optics, 1 vol. 12mo. 423 pp. many cuts.
 Broderip's Zoological Recreations, 1 vol. 12mo., 376 pp.
 Coleridge's Idea of Life, 12mo., 94 pages.
 Carpenter's General and Comparative Physiology, 1 large 8vo. vol., many wood-cuts, (now ready.)
 Dana on Zoophytes, being vol. 8 of Ex. Expedition, royal 4to., extra cloth.
 Atlas to "Dana on Zoophytes," im. fol., col. pl's.
 Gregory on Animal Magnetism, 1 vol., royal 12mo., (now ready.)
 De la Beche's Geological Observer, 1 large 8vo. vol., many wood-cuts, (just ready.)
 Hale's Ethnography and Philology of the U. S. Exploring Expedition, in 1 large imp. 4to. vol.
 Herschel's Treatise on Astronomy, 1 vol. 12mo., 417 pages, numerous plates and cuts.
 Herschel's Outlines of Astronomy, 1 vol. small 8vo., plates and cuts. (A new work.) 620 pp.
 Humboldt's Aspects of Nature, 1 vol. 12mo., new edition.
 Johnston's Physical Atlas, 1 vol. imp. 4to., hal bound, 25 colored maps.
 Kirby and Spence's Entomology, 1 vol. 8vo., 600 large pages; plates plain or colored.
 Knox on Races of Men, 1 vol. 12mo.
 Lardner's Handbooks of Natural Philosophy, 2 vols. royal 12mo., with 800 cuts, (in press.)
 Müller's Physics and Meteorology, 1 vol. 8vo., 636 pp., with 540 wood-cuts and 2 col'd plates.
 Small Books on Great Subjects, 12 parts, done up in 3 handsome 12mo. volumes, extra cloth.
 Somerville's Physical Geography, 1 vol. 12mo., cloth, 540 pages, enlarged edition, now ready.
 Weisbach's Mechanics applied to Machinery and Engineering, Vol. I. 8vo., 486 p. 550 wood-cuts. Vol. II., 8vo., 400 pp., 340 cuts.

VETERINARY MEDICINE.

Clater and Skinner's Farrier, 1 vol. 12mo., 220 pp.
 Youatt's Great Work on the Horse, by Skinner, 1 vol. 8vo., 448 pages, many cuts.
 Youatt and Clater's Cattle Doctor, 1 vol. 12mo., 282 pages, cuts.
 Youatt on the Dog, by Lewis, 1 vol. demy 8vo., 403 pages, beautiful plates.
 Youatt on the Pig, a new work, with beautiful illustrations of all the different varieties, 12mo.

Other new and important works are in preparation.

TWO MEDICAL PERIODICALS FOR FIVE DOLLARS.

THE AMERICAN JOURNAL OF THE MEDICAL SCIENCES,

EDITED BY ISAAC HAYS, M. D.,

IS PUBLISHED QUARTERLY, ON THE FIRST OF JANUARY, APRIL, JULY, AND OCTOBER,

By BLANCHARD & LEA, Philadelphia.

Each Number contains about Two Hundred and Eighty Large Octavo Pages,
Appropriately Illustrated with Engravings on Copper, Wood, Stone, &c.

Some estimate of the variety and extent of its contents may be formed from the very condensed summary of the Number for April, 1851, on the next page.

THE MEDICAL NEWS AND LIBRARY

Is Published Monthly, and consists of

THIRTY-TWO VERY LARGE OCTAVO PAGES,

Containing the Medical Information of the day, as well as a Treatise of high character on some prominent department of Medicine.

In this manner its subscribers have been supplied with

WATSON'S LECTURES ON THE PRACTICE OF MEDICINE,

BRODIE'S CLINICAL LECTURES ON SURGERY,

TODD & BOWMAN'S PHYSIOLOGY,

AND WEST ON THE DISEASES OF INFANCY AND CHILDHOOD.

And the work at present appearing in its columns is

MALGAIGNE'S OPERATIVE SURGERY,

TRANSLATED AND EDITED BY BRITTAN,

With Engravings on Wood.

Which will be completed in the present year, and be succeeded, in 1852, by a work of equal value.

TERMS.

THE SUBSCRIPTION TO THE

AMERICAN JOURNAL OF THE MEDICAL SCIENCES

IS FIVE DOLLARS PER ANNUM.

When this amount is paid in advance, the subscriber thereby becomes entitled to the

MEDICAL NEWS AND LIBRARY FOR ONE YEAR, GRATIS.

When ordered separately, the price of the "News" is ONE DOLLAR per annum, invariably in advance.

For the small sum, therefore, of FIVE DOLLARS, the subscriber can obtain a Quarterly and a Monthly Journal of the highest character, presenting about

Fifteen hundred large octavo pages, with numerous Illustrations,

Rendering these among

The Cheapest of American Medical Periodicals.

Those who are desirous of subscribing are recommended to forward their names without loss of time, as the increase of the subscription list has almost exhausted the whole edition printed for the present year, and the publishers cannot pledge themselves to supply copies unless ordered early.

REDUCTION OF POSTAGE.

Under the new postage law, to go into operation on the 1st of July next, the postage on the Journal will be, when the subscriber does not pay it in advance,

For any distance less than 500 miles,—1 cent per ounce,

Between 500 and 1500 " 2 " "

" 1500 and 2500 " 3 " "

" 2500 and 3500 " 4 " "

Over 3500 " 5 " "

} Postage when
not paid in advance.

The weight of each number of the Journal is from 12 to 15 ounces.

But when the subscriber pays to his post-master the postage of each number in advance, he is entitled to have it at HALF THE ABOVE RATES—or as follows:—

For any distance less than 500 miles,— $\frac{1}{2}$ cent per ounce,

Between 500 and 1500 " 1 " "

" 1500 and 2500 " 1 $\frac{1}{2}$ " "

" 2500 and 3500 " 2 " "

Over 3500 " 2 $\frac{1}{2}$ " "

} Postage when
paid in advance.

Subscribers will therefore see the importance of paying their postage in advance of the reception of their numbers, to entitle them to the above reduced rates.

CONTENTS OF THE
AMERICAN JOURNAL OF THE MEDICAL SCIENCES. April, 1851.
ORIGINAL COMMUNICATIONS.

MEMOIRS AND CASES. pp. 285-391.

Art. I. Warren's Account of two Indian Dwarfs exhibited under the name of Aztec Children. (With two plates.) II. Watson's Cases of Gunshot Wound in Left Axilla—Ligature of Left Subclavian, and subsequent Ligatures of Brachial and Subscapular Arteries. III. Bacon's Observations on the Dumb-Bell Urinary Deposit. IV. Parsons on some of the Remote Effects of Injuries of Nerves. V. Morland's Extracts from the Records of the Boston Society for Medical Improvement. VI. Johnston's Remarkable Obstetrical Cases. (With a wood-cut.) VII. Jackson on Hot Water in Sprains. VIII. Kneeland's Report on Idiotic Crania, Idiocy, and Cretinism. IX. Adams' Case of Hemoptysis Neonatorum. X. Dalton on a new form of Phosphate of Lime in Crystals; as it occurs in Putrefying Urine. (With seven wood-cuts.) XI. Peaslee's Case of Double Ovarian Dropsy—both Ovaries successfully removed by the large Peritoneal Section. XII. Melville's Cases in Surgical Practice.

REVIEWS. pp. 391-417.

XIII. Report of the Sanitary Commission of Massachusetts. XIV. Musée d'Anatomie de la Faculté de Médecine de Strasbourg—Histoire des Polypes du Larynx. Par C. H. Ehrmann.

BIBLIOGRAPHICAL NOTICES. pp. 417-450.

XV. Beck's Elements of Medical Jurisprudence. Taylor's Medical Jurisprudence. XVI. Sutton's History of Typhoid Fever. XVII. Ricord's Illustrations of Syphilitic Disease. XVIII. Nunnely on Anæsthesia and Anæsthetic Substances generally. XIX. Fosgate on Sleep Psychologically considered with reference to Sensation and Memory. XX. Webster's Notes on a Recent Visit to several Provincial Asylums for the Insane in France. XXI. Bond's Practical Treatise on Dental Medicine. XXII. Warren's Address before the American Medical Association, in Cincinnati, May 8th, 1850. XXIII. Dunglison on New Remedies, with Formule for their Administration. XXIV. Tilt on Diseases of Menstruation. XXV. Billing's First Principles of Medicine. Second American edition. XXVI. Murphy's Review of Chemistry for Students. XXVII. The Uses and Abuses of Air. XXVIII. Yeoman on Consumption of the Lungs. XXIX. An Appeal to the public in behalf of a Hospital for Sick Children.

QUARTERLY SUMMARY.

FOREIGN INTELLIGENCE.

ANATOMY AND PHYSIOLOGY. pp. 451-457.

1. Peacock on the Weight of the Brain at different periods of life. 2. Coulson on the Anatomy of the Subcutaneous Bursæ. 3. Rainey on the Round Ligament of the Uterus. 4. Hancock on New Muscles of the Urethra. 5. Robertson on Fistula of Stomach. 6. Toyne's Researches to prove the Nonvascularity of certain Animal Tissues. 7. Bernard on the Absorption of Alimentary Substances, and the Functions of the Lacteals.

MATERIA MEDICA AND PHARMACY. pp. 458-462.

8. Bagot on Evil Effects following the Incautious Administration of Chloroform. 9. Flourens on the Effects of Chlorinated Hydrochloric Ether on Animals. 10. Snow on the Inhalation of various Medicinal Substances. 11. Routh on the Physiological Effects of Picotoxine, or the Active Principle of *Cocculus Indicus*. 12. Dorvault on Iodognosis. 13. Routh on New Preparation of Phosphate of Iron.

MEDICAL PATHOLOGY AND THERAPEUTICS AND PRACTICAL MEDICINE. pp. 462-491.

14. Ancell on Tubercle and Tuberculosis. 15. Van der Kolk on Elastic Fibres in the Sputa of Phthisis. 16. Redfern on Fibre in the Structure of Cancer. 17. Johnson on Chemical and Microscopical Examination of the Urine in Renal Diseases. 18. Johnson's Cases of Renal Disease. 19. Johnson's Diagnosis of Fatty Degeneration of Kidney. 20. Namias on Atrophy of the Spinal Marrow. 21. Knox on Vaccination as a Preventive of Small-pox. 22. Craninx on Vaccination and Revaccination. 23. Results of Revaccination in the Prussian Army during 1849. 24. Aran on Abortive Treatment of Variola with Collodion. 25. Roger on Combination of Auscultation and Percussion. 26. Trousseau and Lasègue on Auscultation in the Pneumonia of Infants. 27. Simpson on Local Paralysis in Infancy. 28. Helfft on Recent Epidemic of Searlatina at Berlin. 29. Boudin on Cretinism. 30. Causes and Cure of Goitre. 31. Aran on Chloroform in Lead Colic. 32. Bazin and Bourguignon on the Treatment of Itch. 33. Trousseau on Disease of the Heart and Chorea. 34. Sulphate of Zinc in Chorea. 35. Chambers on the Treatment of Obesity.

SURGICAL PATHOLOGY AND THERAPEUTICS AND OPERATIVE SURGERY. pp. 491-516.

36. Hewett's Case illustrating the Difficulties of Diagnosis of Morbid Growths from the Upper Jaw. 37. Skey on the Results of the use of Chloroform in 9000 cases at St. Bartholomew's Hospital. 38. Coulson on the Pathology and Treatment of enlarged Subcutaneous Bursæ. 39. Lloyd's Treatment of certain cases of Hare-lip. 40. Walton on Excision of the Head of the Femur. 41. Norman's Case of Ovariectomy; Spontaneous Disappearance of Ovarian Tumours. 42. Taylor's Case of Tumour for which the Operation of Ovariectomy was attempted more than twenty-five years ago, with Dissection. 43. Smyly on Femoral Aneurism cured by Compression. 44. Wakley's New Instruments for the Cure of Stricture. 45. Stark on Rupture of the Crucial Ligament of the Knee-joint. 46. Cotton Wadding as an Application to Bed-Sores and Varicose Ulcers.

OPHTHALMOLOGY. pp. 516-519.

47. Jacob on Preparatory and After-treatment in Cataract Operations.

MIDWIFERY. pp. 519-524.

48. Gray's Case of Protrusion of the Hand of the Child through the Walls of the Vagina and Rectum in a case of Head Presentation. 49. Thatcher on Central Laceration of the Perineum. 50. West's Case of Cæsarian Section, with Remarks on the Danger of the Operation. 51. Oldham's Case of Cæsarian Section. 52. Lee on the Cæsarian Section and Premature Labour. 53. Lagae on Injury of the Cranium and Wound of the Brain in a New-born Child—Recovery. 54. Quintuple Birth. 55. Farrège on Polypous Excrescences from Umbilicus in New-born Children.

MEDICAL JURISPRUDENCE AND TOXICOLOGY. pp. 524-530.

56. Identity. 57. Abortion. 58. Ancient Trial for Impotence. 59. Absence of Milk after Delivery. 60. Present Law of Virginia concerning Abortion. 61. Legal Definition of what constitutes a Wound. 62. Procuring Abortion, or Premature Birth. 63. Poisoning with *Cocculus Indicus*. 64. Chevalier on the Diseases of Manufacturers of Sulphate of Quinine. 65. Pelouse and Bernard on Curare. 66. Salisbury's Case of Abortion by Savin.

AMERICAN INTELLIGENCE.

ORIGINAL COMMUNICATIONS. pp. 531-534.

Wills Hospital—Service of Dr. Isaac Hays—Cases discharged from Oct. 1st, 1850, to Jan. 1, 1851. By A. F. Macintyre, M. D. Gardette on Lectureship on Dental Surgery in Medical Colleges.

DOMESTIC SUMMARY. pp. 535-544.

Church on Femoral Aneurism cured by Compression. Lente on Coup de Soleil, or Sun Stroke. Jeter's Case of Cæsarian Section. Campbell on Striped and Unstriped Muscular Fibre. Cooke's Antilithic Paste. Wright on the Vapour of Water in an Overdose of Opium. Refracture of a Leg to Improve Defective Surgery. Ready on Aphonia and Obstinate Cough from Prolongation of the Uvula. Lindsly's two Cases of Mumps, with Metastasis to the Brain, both terminating fatally. Dugas on Dislocation of the Radius and Ulna backwards at the Elbow. An Act to Promote Medical Inquiry and Instruction. By Mr. Tuthill. American Medical Association.

THE GREAT ATLAS OF SURGICAL ANATOMY.
(NEARLY COMPLETE.)

SURGICAL ANATOMY.

BY JOSEPH MACLISE, SURGEON.

FORMING ONE VOLUME, IN VERY LARGE IMPERIAL QUARTO.

**With about Seventy large and splendid Plates, many of them the size of life,
DRAWN IN THE BEST STYLE AND BEAUTIFULLY COLORED.**

TOGETHER WITH OVER ONE HUNDRED AND FIFTY LARGE DOUBLE-COLUMNED PAGES.

When complete it will be strongly and handsomely bound, and form one of the best executed and cheapest surgical works ever presented in this country.

Also to be had in parts—price Two Dollars per part.

This great work being now on the eve of completion, the publishers confidently present it to the attention of the profession as worthy in every respect of their approbation and patronage. No complete work of the kind has yet been published in the English language, and it therefore will supply a want long felt in this country of an accurate and comprehensive Atlas of Surgical Anatomy to which the student and practitioner can at all times refer, to ascertain the exact relative position of the various portions of the human frame towards each other and to the surface, as well as their abnormal deviations. The importance of such a work to the student in the absence of anatomical material, and to the practitioner when about attempting an operation, is evident, while the price of the book, notwithstanding the large size, beauty, and finish of the very numerous illustrations is so low as to place it within the reach of every member of the profession. The publishers therefore confidently anticipate a very extended circulation for this magnificent work.

To present some idea of the scope of the volume, and of the manner in which its plan has been carried out, the publishers subjoin a very brief summary of

THE FIRST SIXTY-TWO PLATES.

- Plates 1 and 2.—Form of the Thoracic Cavity and Position of the Lungs, Heart, and larger Blood-vessels.
- Plates 3 and 4.—Surgical Form of the Superficial Cervical and Facial Regions, and the Relative Positions of the principal Blood-vessels, Nerves, &c.
- Plates 5 and 6.—Surgical Form of the Deep Cervical and Facial Regions, and Relative Positions of the principal Blood-vessels, Nerves, &c.
- Plates 7 and 8.—Surgical Dissection of the Subclavian and Carotid Regions, and Relative Anatomy of their Contents.
- Plates 9 and 10.—Surgical Dissection of the Sterno-Clavicular or Tracheal Region, and Relative Position of its main Blood-vessels, Nerves, &c.
- Plates 11 and 12.—Surgical Dissection of the Axillary and Brachial Regions, displaying the Relative Order of their contained parts.
- Plates 13 and 14.—Surgical Form of the Male and Female Axillæ compared.
- Plates 15 and 16.—Surgical Dissection of the Bend of the Elbow and the Forearm, showing the Relative Position of the Arteries, Veins, Nerves, &c.
- Plates 17, 18 and 19.—Surgical Dissections of the Wrist and Hand.
- Plates 20 and 21.—Relative Position of the Cranial, Nasal, Oral, and Pharyngeal Cavities, &c.
- Plate 22.—Relative Position of the Superficial Organs of the Thorax and Abdomen.
- Plate 23.—Relative Position of the Deeper Organs of the Thorax and those of the Abdomen.
- Plate 24.—Relations of the Principal Blood-vessels to the Viscera of the Thoracico-Abdominal Cavity.
- Plate 25.—Relations of the Principal Blood-vessels of the Thorax and Abdomen to the Osseous Skeleton, &c.
- Plate 26.—Relation of the Internal Parts to the External Surface of the Body.
- Plate 27.—Surgical Dissection of the Principal Blood-vessels, &c., of the Inguino-Femoral Region.
- Plates 28 and 29.—Surgical Dissection of the First, Second, Third, and Fourth Layers of the Inguinal Region, in connection with those of the Thigh.
- Plates 30 and 31.—The Surgical Dissection of the Fifth, Sixth, Seventh and Eighth Layers of the Inguinal Region, and their connection with those of the Thigh.
- Plates 32, 33 and 34.—The Dissection of the Oblique or External and the Direct or Internal Inguinal Hernia.
- Plates 35, 36, 37 and 38.—The Distinctive Diagnosis between External and Internal Inguinal Hernia, the Taxis, the Seat of Stricture, and the Operation.
- Plates 39 and 40.—Demonstrations of the Nature of Congenital and Infantile Inguinal Hernia, and of Hydrocele.
- Plates 41 and 42.—Demonstrations of the Origin and Progress of Inguinal Hernia in general.
- Plates 43 and 44.—The Dissection of Femoral Hernia, and the Seat of Stricture.
- Plates 45 and 46.—Demonstrations of the Origin and Progress of Femoral Hernia, its Diagnosis, the Taxis, and the Operation.
- Plate 47.—The Surgical Dissection of the principal Blood-vessels and Nerves of the Iliac and Femoral Regions.
- Plates 48 and 49.—The Relative Anatomy of the Male Pelvic Organs.
- Plates 50 and 51.—The Surgical Dissection of the Superficial Structures of the Male Perineum.
- Plates 52 and 53.—The Surgical Dissection of the Deep Structures of the Male Perineum.—The Lateral Operation of Lithotomy.

MACLISE'S SURGICAL ANATOMY—(Continued.)

Plates 54, 55 and 56.—The Surgical Dissection of the Male Bladder and Urethra.—Lateral and Bilateral Lithotomy compared.

Plates 57 and 58.—Congenital and Pathological Deformities of the Prepuce and Urethra.—Structure and Mechanical Obstructions of the Urethra.

Plates 59 and 60.—The various forms and positions of Strictures and other Obstructions of the Urethra.—False Passages.—Enlargements and Deformities of the Prostate.

Plates 61 and 62.—Deformities of the Prostate.—Deformities and Obstructions of the Prostatic Urethra.

The remaining Plates, some eight or ten in number, are preparing, when the work will be ready for publication complete.

Notwithstanding the short time in which this work has been before the profession, and its present incomplete state, it has received the unanimous approbation of all who have examined it. From among a very large number of commendatory notices with which they have been favored, the publishers select the following:—

From Prof. Kimball, Pittsfield, Mass.

I have examined these numbers with the greatest satisfaction, and feel bound to say that they are altogether, the most perfect and satisfactory plates of the kind that I have ever seen.

From Prof. Brainard, Chicago, Ill.

The work is extremely well adapted to the use both of students and practitioners, being sufficiently extensive for practical purposes, without being so expensive as to place it beyond their reach. Such a work was a desideratum in this country, and I shall not fail to recommend it to those within the sphere of my acquaintance.

From Prof. P. F. Eve, Augusta, Ga.

I consider this work a great acquisition to my library, and shall take pleasure in recommending it on all suitable occasions.

From Prof. Peaslee, Brunswick, Me.

The second part more than fulfils the promise held out by the first, so far as the beauty of the illustrations is concerned; and, perfecting my opinion of the value of the work, so far as it has advanced, I need add nothing to what I have previously expressed to you.

From Prof. Gunn, Ann Arbor, Mich.

The plates in your edition of MacLise answer, in an eminent degree, the purpose for which they are intended. I shall take pleasure in exhibiting it and recommending it to my class.

From Prof. Rivers, Providence, R. I.

The plates illustrative of Hernia are the most satisfactory I have ever met with.

From Professor S. D. Gross, Louisville, Ky.

The work, as far as it has progressed, is most admirable, and cannot fail, when completed, to form a most valuable contribution to the literature of our profession. It will afford me great pleasure to recommend it to the pupils of the University of Louisville.

From Professor R. L. Howard, Columbus, Ohio.

In all respects, the first number is the beginning of a most excellent work, filling completely what might be considered hitherto a vacuum in surgical literature. For myself, in behalf of the medical profession, I wish to express to you my thanks for this truly elegant and meritorious work. I am confident that it will meet with a ready and extensive sale. I have spoken of it in the highest terms to my class and my professional brethren.

From Prof. C. B. Gibson, Richmond, Va.

I consider MacLise very far superior, as to the drawings, to any work on Surgical Anatomy with which I am familiar, and I am particularly struck with the exceedingly low price at which it is sold. I cannot doubt that it will be extensively purchased by the profession.

From Prof. Granville S. Pattison, New York.

The profession, in my opinion, owe you many thanks for the publication of this beautiful work—a work which, in the correctness of its exhibitions of Surgical Anatomy, is not surpassed by any work with which I am acquainted; and the admirable manner in which the lithographic plates have been executed and colored is alike honorable to your house and to the arts in the United States.

From Prof. J. F. May, Washington, D. C.

Having examined the work, I am pleased to add my testimony to its correctness, and to its value as a work of reference by the surgeon.

From Prof. Alden Marsh, Albany, N. Y.

From what I have seen of it, I think the design and execution of the work admirable, and, at the proper time in my course of lectures, I shall exhibit it to the class, and give it a recommendation worthy of its great merit.

From H. H. Smith, M. D., Philadelphia.

Permit me to express my gratification at the execution of MacLise's Surgical Anatomy. The plates are, in my opinion, the best lithographs that I have seen of a medical character, and the coloring of this number cannot, I think, be improved. Estimating highly the contents of this work, I shall continue to recommend it to my class as I have heretofore done.

From Prof. D. Gilbert, Philadelphia.

Allow me to say, gentlemen, that the thanks of the profession at large, in this country, are due to you for the republication of this admirable work of MacLise. The precise relationship of the organs in the regions displayed is so perfect, that even those who have daily access to the dissecting-room may, by consulting this work, enliven and confirm their anatomical knowledge prior to an operation. But it is to the thousands of practitioners of our country who cannot enjoy these advantages that the perusal of those plates, with their concise and accurate descriptions, will prove of infinite value. These have supplied a desideratum, which will enable them to refresh their knowledge of the important structures involved in their surgical cases, thus establishing their self-confidence, and enabling them to undertake operative procedures with every assurance of success. And as all the practical departments in medicine rest upon the same basis, and are enriched from the same sources, I need hardly add that this work should be found in the library of every practitioner in the land.

MACLISE'S SURGICAL ANATOMY—(Continued.)

From Professor J. M. Bush, Lexington, Ky.

I am delighted with both the plan and execution of the work, and shall take all occasions to recommend it to my private pupils and public classes.

The most accurately engraved and beautifully colored plates we have ever seen in an American book—one of the best and cheapest surgical works ever published.—*Buffalo Medical Journal*.

It is very rare that so elegantly printed, so well illustrated, and so useful a work, is offered at so moderate a price.—*Charleston Medical Journal*.

A work which cannot but please the most fastidious lover of surgical science, and we hesitate not to say that if the remaining three numbers of this work are in keeping with the present, it cannot fail to give universal satisfaction. In it, by a succession of plates, are brought to view the relative anatomy of the parts included in the important surgical divisions of the human body, with that fidelity and neatness of touch which is scarcely excelled by nature herself. The part before us differs in many respects from anything of the kind which we have ever seen before. While we believe that nothing but an extensive circulation can compensate the publishers for the outlay in the production of this edition of the work—furnished as it is at a very moderate price, within the reach of all—we desire to see it have that circulation which the zeal and peculiar skill of the author (he being his own draughtsman), the utility of the work, and the neat style with which it is executed, should demand for it in a liberal profession.—*N. Y. Journal of Medicine*.

This is an admirable reprint of a deservedly popular London publication. Its English prototype, although not yet completed, has already won its way, amongst our British brethren, to a remarkable success. Its plates can boast a superiority that places them almost beyond the reach of competition. And we feel too thankful to the Philadelphia publishers for their very handsome reproduction of the whole work, and at a rate within everybody's reach, not to urge all our medical friends to give it, for their own sakes, the cordial welcome it deserves, in a speedy and extensive circulation.—*The Medical Examiner*.

The plates are accompanied by references and explanations, and when the whole has been published it will be a complete and beautiful system of Surgical Anatomy, having an advantage which is important, and not possessed by colored plates generally, viz., its cheapness, which places it within the reach of every one who may feel disposed to possess the work. Every practitioner, we think, should have a work of this kind within reach, as there are many operations requiring immediate performance in which a book of reference will prove most valuable.—*Southern Medical and Surg. Journal*.

The work of MacLise on Surgical Anatomy is of the highest value. In some respects it is the best publication of its kind we have seen, and is worthy of a place in the library of any medical man, while the student could scarcely make a better investment than this.—*The Western Journal of Medicine and Surgery*.

No such lithographic illustrations of surgical regions have hitherto, we think, been given. While the operator is shown every vessel and nerve where an operation is contemplated, the exact anatomist is refreshed by those clear and distinct dissections which every one must appreciate who has a particle of enthusiasm. The English medical press has quite exhausted the words of praise in recommending this admirable treatise. Those who have any curiosity to gratify in reference to the perfectibility of the lithographic art in delineating the complex mechanism of the human body, are invited to examine our specimen copy. If anything will induce surgeons and students to patronize a book of such rare value and every-day importance to them, it will be a survey of the artistical skill exhibited in these fac-similes of nature.—*Boston Medical and Surg. Journal*.

The fidelity and accuracy of the plates reflect the highest credit upon the anatomical knowledge of Mr. MacLise. We strongly recommend the descriptive commentaries to the perusal of the student both of surgery and medicine. These plates will form a valuable acquisition to practitioners settled in the country, whether engaged in surgical, medical, or general practice.—*Edinburgh Medical and Surgical Journal*.

We are well assured that there are none of the cheaper, and but few of the more expensive works on anatomy, which will form so complete a guide to the student or practitioner as these plates. To practitioners, in particular, we recommend this work as far better, and not at all more expensive, than the heterogeneous compilations most commonly in use, and which, whatever their value to the student preparing for examination, are as likely to mislead as to guide the physician in physical examination, or the surgeon in the performance of an operation.—*Monthly Journal of Medical Sciences*.

The dissections from which these various illustrations are taken appear to have been made with remarkable success; and they are most beautifully represented. The surgical commentary is pointed and practical. We know of no work on surgical anatomy which can compete with it.—*Lancet*.

This is by far the ablest work on Surgical Anatomy that has come under our observation. We know of no other work that would justify a student, in any degree, for neglect of actual dissection. A careful study of these plates, and of the commentaries on them, would almost make an anatomist of a diligent student. And to one who has studied anatomy by dissection, this work is invaluable as a perpetual remembrancer, in matters of knowledge that may slip from the memory. The practitioner can scarcely consider himself equipped for the duties of his profession without such a work as this, and this has no rival, in his library. In those sudden emergencies that so often arise, and which require the instantaneous command of minute anatomical knowledge, a work of this kind keeps the details of the dissecting-room perpetually fresh in the memory. We appeal to our readers, whether any one can justifiably undertake the practice of medicine who is not prepared to give all needful assistance, in all matters demanding immediate relief.

We repeat that no medical library, however large, can be complete without MacLise's Surgical Anatomy. The American edition is well entitled to the confidence of the profession, and should command, among them, an extensive sale. The investment of the amount of the cost of this work will prove to be a very profitable one, and if practitioners would qualify themselves thoroughly with such important knowledge as is contained in works of this kind, there would be fewer of them sighing for employment. The medical profession should spring towards such an opportunity as is presented in this republication, to encourage frequent repetitions of American enterprise of this kind.—*The Western Journal of Medicine and Surgery*.

It is a wonderful triumph, showing what ingenuity, skill, and enterprise can effect if supported by a sufficient number of purchasers. No catchpenny sketches on flimsy material and with bad print, but substantial lithographs on fine paper and with a bold and legible type. The drawings are of the first class, and the light and shade so liberally provided for, that the most ample expression, with great clearness and sharpness of outline, is secured.—*Dublin Medical Press*.

Our hearty good wishes attend this work, which promises to supply, when complete, a far better series of delineations of surgical regions than has been yet given, and at a price as low as that of the most ordinary series of illustrations.—*The British and Foreign Medico-Chirurgical Review*.

The plates continue to be of the same excellent character that we have before ascribed to them, and their description all that might naturally be expected from so good an anatomist as Mr. MacLise. The work ought to be in the possession of every one, for it really forms a valuable addition to a surgical library.—*The Medical Times*.

It is, and it must be unique, for the practical knowledge of the surgeon, the patience and skill of the dissector, in combination with the genius of the artist, as here displayed, have never before been, and perhaps, never will be again associated to a similar extent in the same individual.—*Lancet*.

The plates are accurate and truthful; and there is but one word in the English language descriptive of the letter-press—faultless.

For the quality, it is the cheapest work that we have seen, and will constitute a valuable contribution to the surgeon's library.—*The N. W. Medical and Surgical Journal*.

GROSS ON URINARY ORGANS—(Now Ready.)**A PRACTICAL TREATISE ON THE
DISEASES AND INJURIES OF THE URINARY ORGANS.**

BY S. D. GROSS, M. D., &c.,

Professor of Surgery in the New York University.

In one large and beautifully printed octavo volume, of over seven hundred pages.

With numerous Illustrations.

The author of this work has devoted several years to its preparation, and has endeavored to render it complete and thorough on all points connected with the important subject to which it is devoted. It contains a large number of original illustrations, presenting the natural and pathological anatomy of the parts under consideration, instruments, modes of operation, &c. &c., and in mechanical execution it is one of the handsomest volumes yet issued from the American press.

A very condensed summary of the contents is subjoined.

INTRODUCTION.—CHAPTER I. Anatomy of the Perineum.—CHAPTER II. Anatomy of the Urinary Bladder.—CHAPTER III. Anatomy of the Prostate.—CHAPTER IV. Anatomy of the Urethra.—CHAPTER V. Urine.

PART I. DISEASES AND INJURIES OF THE BLADDER.

CHAPTER I. Malformations and Imperfections.—CHAPTER II. Injuries of the Bladder.—CHAPTER III. Inflammation of the Bladder.—CHAPTER IV. Chronic Lesions of the Bladder.—CHAPTER V. Nervous Affections of the Bladder.—CHAPTER VI. Heterologous Formations of the Bladder.—CHAPTER VII. Polypous, Fungous, Erectile, and other Morbid Growths of the Bladder.—CHAPTER VIII. Worms in the Bladder.—CHAPTER IX. Serous Cysts and Hydatids.—CHAPTER X. Fœtal Remains in the Bladder.—CHAPTER XI. Hair in the Bladder.—CHAPTER XII. Air in the Bladder.—CHAPTER XIII. Hemorrhage of the Bladder.—CHAPTER XIV. Retention of Urine.—CHAPTER XV. Incontinence of Urine.—CHAPTER XVI. Hernia of the Bladder.—CHAPTER XVII. Urinary Deposits.—CHAPTER XVIII. Stone in the Bladder.—CHAPTER XIX. Foreign Bodies in the Bladder.

PART II. DISEASES AND INJURIES OF THE PROSTATE GLAND.

CHAPTER I. Wounds of the Prostate.—CHAPTER II. Acute Prostatitis.—CHAPTER III. Hypertrophy of the Prostate.—CHAPTER IV. Atrophy of the Prostate.—CHAPTER V. Heterologous Formations of the Prostate.—CHAPTER VI. Cystic Disease of the Prostate.—CHAPTER VII. Fibrous Tumors of the Prostate.—CHAPTER VIII. Hemorrhage of the Prostate.—CHAPTER IX. Calculi of the Prostate.—CHAPTER X. Phlebitis of the Prostate.

PART III. DISEASES AND INJURIES OF THE URETHRA.

CHAPTER I. Malformations and Imperfections of the Urethra.—CHAPTER II. Laceration of the Urethra.—CHAPTER III. Stricture of the Urethra.—CHAPTER IV. Polypoid and Vascular Tumors of the Urethra.—CHAPTER V. Neuralgia of the Urethra.—CHAPTER VI. Hemorrhage of the Urethra.—CHAPTER VII. Foreign Bodies in the Urethra.—CHAPTER VIII. Infiltration of Urine.—CHAPTER IX. Urinary Abscess.—CHAPTER X. Fistula of the Urethra.—CHAPTER XI. False Passages.—CHAPTER XII. Lesions of the Gallinaceous Crest.—CHAPTER XIII. Inflammation and Abscess of Cowper's Glands.

COOPER ON DISLOCATIONS.—New Edition (Now Ready).**A TREATISE ON
DISLOCATIONS AND FRACTURES OF THE JOINTS.**

By SIR ASTLEY P. COOPER, BART., F. R. S., &c.

EDITED BY BRANSBY B. COOPER, F. R. S., &c.

WITH ADDITIONAL OBSERVATIONS BY PROF. J. C. WARREN.

A NEW AMERICAN EDITION,

In one handsome octavo volume, with numerous illustrations on wood.

After the fiat of the profession, it would be absurd in us to eulogize Sir Astley Cooper's work on Dislocations. It is a national one, and will probably subsist as long as English Surgery.—*Medico-Chirurg. Review.*

WORKS BY THE SAME AUTHOR.

COOPER (SIR ASTLEY) ON THE ANATOMY AND TREATMENT OF ABDOMINAL HERNIA. 1 large vol., imp. 8vo., with over 130 lithographic figures.

COOPER ON THE STRUCTURE AND DISEASES OF THE TESTIS, AND ON THE THYMUS GLAND. 1 vol., imp. 8vo., with 177 figures on 29 plates.

COOPER ON THE ANATOMY AND DISEASES OF THE BREAST, WITH TWENTY-FIVE MISCELLANEOUS AND SURGICAL PAPERS. 1 large vol., imp. 8vo., with 252 figures on 35 plates.

These three volumes complete the surgical writings of Sir Astley Cooper. They are very handsomely printed, with a large number of lithographic plates, executed in the best style, and are presented at exceedingly low prices.

LISTON & MUTTER'S SURGERY.**LECTURES ON THE OPERATIONS OF SURGERY,
AND ON DISEASES AND ACCIDENTS REQUIRING OPERATIONS.**

BY ROBERT LISTON, Esq., F. R. S., &c.

EDITED, WITH NUMEROUS ADDITIONS AND ALTERATIONS,

BY T. D. MUTTER, M. D.,

Professor of Surgery in the Jefferson Medical College of Philadelphia.

In one large and handsome octavo volume of 566 pages, with 216 wood-cuts.

LIBRARY OF SURGICAL KNOWLEDGE.

A SYSTEM OF SURGERY.

BY J. M. CHELIUS.

TRANSLATED FROM THE GERMAN,
AND ACCOMPANIED WITH ADDITIONAL NOTES AND REFERENCES,
BY JOHN F. SOUTH.

Complete in three very large octavo volumes of nearly 2200 pages, strongly bound, with raised bands and double titles: or in seventeen numbers, at fifty cents each.

We do not hesitate to pronounce it the best and most comprehensive system of modern surgery with which we are acquainted.—*Medico-Chirurgical Review*.The fullest and ablest digest extant of all that relates to the present advanced state of Surgical Pathology. — *American Medical Journal*.If we were confined to a single work on Surgery, that work should be Chelius's.—*St. Louis Med. Journal*.As complete as any system of Surgery can well be.—*Southern Medical and Surgical Journal*.The most finished system of Surgery in the English language.—*Western Lancet*.The most learned and complete systematic treatise now extant.—*Edinburgh Medical Journal*.No work in the English language comprises so large an amount of information relative to operative medicine and surgical pathology.—*Medical Gazette*.A complete encyclopedia of surgical science—a very complete surgical library—by far the most complete and scientific system of surgery in the English language.—*N. Y. Journal of Medicine*.One of the most complete treatises on Surgery in the English language.—*Monthly Journal of Med. Science*.The most extensive and comprehensive account of the art and science of Surgery in our language.—*Lancet*.**A TREATISE ON THE DISEASES OF THE EYE.**

BY W. LAWRENCE, F. R. S.

A new Edition. With many Modifications and Additions, and the introduction of nearly 200 Illustrations,

BY ISAAC HAYS, M. D.

In one very large 8vo. vol. of 860 pages, with plates and wood-cuts through the text.

JONES ON THE EYE.**THE PRINCIPLES AND PRACTICE
OF OPHTHALMIC MEDICINE AND SURGERY.**

BY T. WHARTON JONES, F. R. S., &c. &c.

EDITED BY ISAAC HAYS, M. D., &c.

In one very neat volume, large royal 12mo. of 529 pages, with four plates, plain or colored, and ninety-eight well executed wood-cuts.

MILLER'S PRINCIPLES AND PRACTICE OF SURGERY.

THE PRINCIPLES OF SURGERY.

Second edition, one vol. 8vo.

THE PRACTICE OF SURGERY.

Second edition, one vol. 8vo.

BY JAMES MILLER, F. R. S. E.,

Professor of Surgery in the University of Edinburgh, &c.

STANLEY ON THE BONES.—A Treatise on Diseases of the Bones. In one vol. 8vo., extra cloth. 296 pp.

BRODIE'S SURGICAL LECTURES.—Clinical Lectures on Surgery. 1 vol. 8vo., cloth. 350 pp.

BRODIE ON THE JOINTS.—Pathological and Surgical Observations on the Diseases of the Joints. 1 vol. 8vo., cloth. 216 pp.

BRODIE ON URINARY ORGANS.—Lectures on the Diseases of the Urinary Organs. 1 vol. 8vo., cloth. 214 pp.

. These three works may be had neatly bound together, forming a large volume of "Brodie's Surgical Works." 780 pp.

RICORD ON VENEREAL.—A Practical Treatise on Venereal Diseases. With a Therapeutical Summary and Special Formulary. Translated by Sidney Doane, M. D. Fourth edition. 1 vol. 8vo. 340 pp.

DURLACHER ON CORNS, BUNIONS, &c.—A Treatise on Corns, Bunions, the Diseases of Nails, and the General Management of the Feet. In one 12mo. volume, cloth. 134 pp.

GUTHRIE ON THE BLADDER, &c.—The Anatomy of the Bladder and Urethra, and the Treatment of the Obstructions to which those Passages are liable. In one vol. 8vo. 150 pp.

LAWRENCE ON RUPTURES.—A Treatise on Ruptures, from the fifth London Edition. In one 8vo. vol. sheep. 450 pp.

MAURY'S DENTAL SURGERY.—A Treatise on the Dental Art, founded on Actual Experience. Illustrated by 241 lithographic figures and 54 wood-cuts. Translated by J. B. Savier. In 1 8vo. vol., sheep. 286 pp.

DUFTON ON THE EAR.—The Nature and Treatment of Deafness and Diseases of the Ear; and the Treatment of the Deaf and Dumb. One small 12mo. volume. 120 pp.

MALGAIGNE'S SURGERY.—Operative Surgery, translated, with Notes, by Brittan. With wood-cuts. (Now publishing in the "Medical News and Library.")

SMITH ON FRACTURES.—A Treatise on Fractures in the vicinity of Joints, and on Dislocations. One vol. 8vo., with 200 beautiful wood-cuts.

NEW AND IMPORTANT WORK ON PRACTICAL SURGERY.—(NOW READY.)

OPERATIVE SURGERY.

BY FREDERICK C. SKEY, F. R. S., &c.

In one very handsome octavo volume of over 650 pages, with about one hundred wood-cuts.

The object of the author, in the preparation of this work, has been not merely to furnish the student with a guide to the actual processes of operation, embracing the practical rules required to justify an appeal to the knife, but also to present a manual embodying such *principles* as might render it a permanent work of reference to the practitioner of operative surgery, who seeks to uphold the character of his profession as a science as well as an art. In its composition he has relied mainly on his own experience, acquired during many years' service at one of the largest of the London hospitals, and has rarely appealed to other authorities, except so far as personal intercourse and a general acquaintance with the most eminent members of the surgical profession have induced him to quote their opinions.

From Professor C. B. Gibson, Richmond, Virginia.

I have examined the work with some care, and am delighted with it. The style is admirable, the matter excellent, and much of it original and deeply interesting, whilst the illustrations are numerous and better executed than those of any similar work I possess.

In conclusion we must express our unqualified praise of the work as a whole. The high moral tone, the liberal views, and the sound information which pervades it throughout, reflect the highest credit upon the talented author. We know of no one who has succeeded, whilst supporting operative surgery in its proper rank, in promulgating at the same time sounder and more enlightened views upon that most important of all subjects, the principle that should guide us in having recourse to the knife.—*Medical Times.*

The treatise is, indeed, one on operative surgery, but it is one in which the author throughout shows that he is most anxious to place operative surgery in its just position. He has acted as a judicious, but not partial friend; and while he shows throughout that he is able and ready to perform any operation which the exigencies and casualties of the human frame may require, he is most cautious in specifying the circumstances which in each case indicate and contraindicate operation. It is indeed gratifying to perceive the sound and correct views which Mr. Skey entertains on the subject of operations in general, and the gentlemanly tone in which he impresses on readers the lessons which he is desirous to inculcate. His work is a perfect model for the operating surgeon, who will learn from it not only when and how to operate, but some more noble and exalted lessons which cannot fail to improve him as a moral and social agent.—*Edinburgh Medical and Surgical Journal.*

THE STUDENT'S TEXT-BOOK.

THE PRINCIPLES AND PRACTICE OF MODERN SURGERY.

BY ROBERT DRUITT, Fellow of the Royal College of Surgeons.

A New American, from the last and improved London Edition.

EDITED BY F. W. SARGENT, M. D., Author of "Minor Surgery," &c.

ILLUSTRATED WITH ONE HUNDRED AND NINETY-THREE WOOD ENGRAVINGS.

*In one very handsomely printed octavo volume of 576 large pages.**From Professor Brainard, of Chicago, Illinois.*

I think it the best work of its size, on that subject, in the language.

From Professor Rivers, of Providence, Rhode Island.

I have been acquainted with it since its first republication in this country, and the universal praise it has received I think well merited.

From Professor May, of Washington, D. C.

Permit me to express my satisfaction at the republication in so improved a form of this most valuable work. I believe it to be one of the very best text-books ever issued.

From Professor McCook, of Baltimore.

I cannot withhold my approval of its merits, or the expression that no work is better suited to the wants of the student. I shall commend it to my class, and make it my chief text book.

FERGUSON'S OPERATIVE SURGERY. NEW EDITION.

A SYSTEM OF PRACTICAL SURGERY.

BY WILLIAM FERGUSON, F. R. S. E.,

Professor of Surgery in King's College, London. &c. &c.

THIRD AMERICAN, FROM THE LAST ENGLISH EDITION.

With 274 Illustrations.*In one large and beautifully printed octavo volume of six hundred and thirty pages.*

It is with unfeigned satisfaction that we call the attention of the profession in this country to this excellent work. It richly deserves the reputation conceded to it, of being the best practical Surgery extant, at least in the English language.—*Medical Examiner.*

A NEW MINOR SURGERY.**ON BANDAGING AND OTHER POINTS OF MINOR SURGERY.**

BY F. W. SARGENT, M. D.

*In one handsome royal 12mo. volume of nearly 400 pages, with 128 wood-cuts.**From Professor Gilbert, Philadelphia.*

Embracing the smaller details of surgery, which are illustrated by very accurate engravings, the work becomes one of very great importance to the practitioner in the performance of his daily duties, since such information is rarely found in the general works on surgery now in use.

HORNER'S ANATOMY.

MUCH IMPROVED AND ENLARGED EDITION.—(*Just Ready.*)**SPECIAL ANATOMY AND HISTOLOGY.**

BY WILLIAM E. HORNER, M. D.,

Professor of Anatomy in the University of Pennsylvania, &c.

EIGHTH EDITION.

EXTENSIVELY REVISED AND MODIFIED TO 1851.

In two large octavo volumes, handsomely printed, with several hundred illustrations.

This work has enjoyed a thorough and laborious revision on the part of the author, with the view of bringing it fully up to the existing state of knowledge on the subject of general and special anatomy. To adapt it more perfectly to the wants of the student, he has introduced a large number of additional wood engravings, illustrative of the objects described, while the publishers have endeavored to render the mechanical execution of the work worthy of the extended reputation which it has acquired. The demand which has carried it to an EIGHTH EDITION is a sufficient evidence of the value of the work, and of its adaptation to the wants of the student and professional reader.

NEW AND CHEAPER EDITION OF

SMITH & HORNER'S ANATOMICAL ATLAS.**AN ANATOMICAL ATLAS,**

ILLUSTRATIVE OF THE STRUCTURE OF THE HUMAN BODY.

BY HENRY H. SMITH, M. D., &c.

UNDER THE SUPERVISION OF

WILLIAM E. HORNER, M. D.,

Professor of Anatomy in the University of Pennsylvania.

In one volume, large imperial octavo, with about six hundred and fifty beautiful figures.

With the view of extending the sale of this beautifully executed and complete "Anatomical Atlas," the publishers have prepared a new edition, printed on both sides of the page, thus materially reducing its cost, and enabling them to present it at a price about forty per cent. lower than former editions, while, at the same time, the execution of each plate is in no respect deteriorated, and not a single figure is omitted.

These figures are well selected, and present a complete and accurate representation of that wonderful fabric, the human body. The plan of the Atlas, which renders it peculiarly convenient for the student, and its superb artistical execution, have been already pointed out. We most congratulate the student upon the completion of this Atlas, as it is the most convenient work of the kind that has yet appeared; and we must add, that the very beautiful manner in which it is "got up" is so creditable to the country as to be flattering to our national pride.—*American Medical Journal.*

HORNER'S DISSECTOR.

THE UNITED STATES DISSECTOR;

Being a new edition, with extensive modifications, and almost re-written, of

"HORNER'S PRACTICAL ANATOMY."

In one very neat volume, royal 12mo., of 440 pages, with many illustrations on wood.

WILSON'S DISSECTOR, New Edition—(Now Ready, 1851.)

**THE DISSECTOR;
OR, PRACTICAL AND SURGICAL ANATOMY.**

BY ERASMUS WILSON.

MODIFIED AND RE-ARRANGED BY

PAUL BECK GODDARD, M. D.

A NEW EDITION, WITH REVISIONS AND ADDITIONS.

In one large and handsome volume, royal 12mo., with one hundred and fifteen illustrations.

In passing this work again through the press, the editor has made such additions and improvements as the advance of anatomical knowledge has rendered necessary to maintain the work in the high reputation which it has acquired in the schools of the United States as a complete and faithful guide to the student of practical anatomy. A number of new illustrations have been added, especially in the portion relating to the complicated anatomy of Hernia. In mechanical execution the work will be found superior to former editions.

SHARPEY AND QUAIN'S ANATOMY.—Lately Issued.

HUMAN ANATOMY.

BY JONES QUAIN, M. D.

FROM THE FIFTH LONDON EDITION.

EDITED BY

RICHARD QUAIN, F. R. S.,

AND

WILLIAM SHARPEY, M. D., F. R. S.,

Professors of Anatomy and Physiology in University College, London.

REVISED, WITH NOTES AND ADDITIONS,

BY JOSEPH LEIDY, M. D.

Complete in Two large Octavo Volumes, of about Thirteen Hundred Pages.

BEAUTIFULLY ILLUSTRATED

With over Five Hundred Engravings on Wood.

We have here one of the best expositions of the present state of anatomical science extant. There is not probably a work to be found in the English language which contains so complete an account of the progress and present state of general and special anatomy as this. By the anatomist this work must be eagerly sought for, and no student's library can be complete without it.—*The N. Y. Journal of Medicine.*

We know of no work which we would sooner see in the hands of every student of this branch of medical science than Sharpey and Quain's Anatomy.—*The Western Journal of Medicine and Surgery.*

It may now be regarded as the most complete and best posted up work on anatomy in the language. It will be found particularly rich in general anatomy.—*The Charleston Medical Journal.*

We believe we express the opinion of all who have examined these volumes, that there is no work superior to them on the subject which they so ably describe.—*Southern Medical and Surgical Journal.*

It is one of the most comprehensive and best works upon anatomy in the English language. It is equally valuable to the teacher, practitioner, and student in medicine, and to the surgeon in particular.—*The Ohio Medical and Surgical Journal.*

To those who wish an extensive treatise on Anatomy, we recommend these handsome volumes as the best that have ever issued from the English or American Press.—*The N. W. Medical and Surgical Journal.*

We believe that any country might safely be challenged to produce a treatise on anatomy so readable, so clear, and so full upon all important topics.—*British and Foreign Medico-Chirurgical Review.*

It is indeed a work calculated to make an era in anatomical study, by placing before the student every department of his science, with a view to the relative importance of each; and so skillfully have the different parts been interwoven, that no one who makes this work the basis of his studies will hereafter have any excuse for neglecting or undervaluing any important particulars connected with the structure of the human frame; and whether the bias of his mind lead him in a more especial manner to surgery, physic, or physiology, he will find here a work at once so comprehensive and practical as to defend him from exclusiveness on the one hand, and pedantry on the other.—*Monthly Journal and Retrospect of the Medical Sciences.*

We have no hesitation in recommending this treatise on anatomy as the most complete on that subject in the English language; and the only one, perhaps, in any language, which brings the state of knowledge forward to the most recent discoveries.—*The Edinburgh Medical and Surgical Journal.*

Admirably calculated to fulfil the object for which it is intended.—*Provincial Medical Journal.*

The most complete Treatise on Anatomy in the English language.—*Edinburgh Medical Journal.*

There is no work in the English language to be preferred to Dr. Quain's Elements of Anatomy.—*London Journal of Medicine.*

THE STUDENT'S TEXT-BOOK OF ANATOMY.

NEW AND IMPROVED EDITION—JUST ISSUED.

A SYSTEM OF HUMAN ANATOMY, GENERAL AND SPECIAL.

BY ERASMUS WILSON, M. D.

FOURTH AMERICAN FROM THE LAST ENGLISH EDITION.

EDITED BY PAUL B. GODDARD, A. M., M. D.

WITH TWO HUNDRED AND FIFTY ILLUSTRATIONS.

Beautifully printed, in one large octavo volume of nearly six hundred pages.

In many, if not all the Colleges of the Union, it has become a standard text-book. This, of itself, is sufficiently expressive of its value. A work very desirable to the student; one, the possession of which will greatly facilitate his progress in the study of Practical Anatomy.—*New York Journal of Medicine.*

Its author ranks with the highest on Anatomy.—*Southern Medical and Surgical Journal.*

It offers to the student all the assistance that can be expected from such a work.—*Medical Examiner.*

The most complete and convenient manual for the student we possess.—*American Journal of Med. Science.*
In every respect this work, as an anatomical guide for the student and practitioner, merits our warmest and most decided praise.—*London Medical Gazette.*

WORKS BY W. B. CARPENTER, M. D.

COMPARATIVE PHYSIOLOGY—(*Now Ready.*)

PRINCIPLES OF
GENERAL AND COMPARATIVE PHYSIOLOGY,
 INTENDED AS AN INTRODUCTION TO THE STUDY OF
HUMAN PHYSIOLOGY;
 AND AS A GUIDE TO THE PHILOSOPHICAL PURSUIT OF
NATURAL HISTORY.

FROM THE THIRD IMPROVED AND ENLARGED LONDON EDITION.

In one very large and handsome octavo volume, with several hundred beautiful illustrations.

In presenting to the American public this valuable and important work, the publishers feel that they are supplying a want which has long existed, as the now antiquated treatise of Roget, at present nearly out of print, is the only one, having pretensions to completeness, which has been accessible to the student in this country. The present work will be found fully on a level with the most advanced state of the extended science on which it treats, the author having devoted several years to the revision and improvement of his new edition, sparing no labor to ensure its completeness and accuracy. The illustrations are exceedingly numerous, and the whole is printed in the very best manner, forming one of the handsomest volumes ever issued in this country.

I recommend to your perusal a work recently published by Dr. Carpenter. It has this advantage, it is very much up to the present state of knowledge on the subject. It is written in a clear style, and is well illustrated.—*Professor Sharpey's Introductory Lecture.*

In Dr. Carpenter's work will be found the best exposition we possess of all that is furnished by comparative anatomy to our knowledge of the nervous system, as well as to the more general principles of life and organization.—*Dr. Holland's Medical Notes and Reflections.*

See Dr. Carpenter's "Principles of General and Comparative Physiology"—a work which makes me proud to think he was once my pupil.—*Dr. Elliotson's Physiology.*

CARPENTER'S ELEMENTS OF PHYSIOLOGY.

ELEMENTS OF PHYSIOLOGY;
 INCLUDING PHYSIOLOGICAL ANATOMY.
 FOR THE USE OF THE MEDICAL STUDENT.

WITH NEARLY TWO HUNDRED ILLUSTRATIONS.

In one handsome octavo volume, of about six hundred pages.

Of his different treatises on Physiology, the present work seems to us to be best adapted to the requirements of the student, and to constitute, on this account, a good text-book for the lecturer. The author in his preface, directs attention to the copiousness and beauty of the illustrations; and they who make any remarks on the American edition, may, with great propriety, repeat the encomium.—*Bulletin of Medical Science.*

To say that it is the best manual of Physiology now before the public, would not do sufficient justice to the author.—*Buffalo Med. Journal.*

In his former works it would seem that he had exhausted the subject of Physiology. In the present, he gives the essence, as it were, of the whole.—*N. Y. Journal of Medicine.*

The best and most complete exposé of modern physiology, in one volume, extant in the English language.—*St. Louis Med. Journal.*

Those who have occasion for an elementary treatise on physiology, cannot do better than to possess themselves of the manual of Dr. Carpenter.—*Medical Examiner.*

CARPENTER'S HUMAN PHYSIOLOGY.

PRINCIPLES OF HUMAN PHYSIOLOGY,
 WITH THEIR CHIEF APPLICATIONS TO
PATHOLOGY, HYGIENE, AND FORENSIC MEDICINE.

FOURTH AMERICAN EDITION, WITH EXTENSIVE ADDITIONS AND IMPROVEMENTS BY THE AUTHOR.

With Two Lithographic Plates, and 304 wood-cuts.

In one large and handsomely printed octavo volume of over seven hundred and fifty pages.

In preparing a new edition of this very popular text-book, the publishers have had it completely revised by the author, who, without materially increasing its bulk, has embodied in it all the recent investigations and discoveries in physiological science, and has rendered it in every respect on a level with the improvements of the day. Although the number of the wood-engravings has been but little increased, a considerable change will be found, many new and interesting illustrations having been introduced in place of others which were considered of minor importance, or which the advance of science had shown to be imperfect, while the plates have been altered and redrawn under the supervision of the author by a competent London artist. In passing the volume through the press in this country, the services of a professional gentleman have been secured, in order to insure the accuracy so necessary to a scientific work. Notwithstanding these improvements, the price of the volume is maintained at its former moderate rate.

In recommending this work to their classes, Professors of Physiology can rely on their being always able to procure editions brought thoroughly up with the advance of science.

DUNGLISON'S PHYSIOLOGY.
New and much Improved Edition.—(Just Issued.)
HUMAN PHYSIOLOGY.

BY **ROBLEY DUNGLISON, M. D.,**
 Professor of the Institutes of Medicine in the Jefferson Medical College, Philadelphia, etc. etc.
 SEVENTH EDITION.

Thoroughly revised and extensively modified and enlarged,
WITH NEARLY FIVE HUNDRED ILLUSTRATIONS.

In two large and handsomely printed octavo volumes, containing nearly 1450 pages.

On no previous revision of this work has the author bestowed more care than on the present, it having been subjected to an entire scrutiny, not only as regards the important matters of which it treats, but also the language in which they are conveyed; and on no former occasion has he felt as satisfied with his endeavors to have the work on a level with the existing state of the science. Perhaps at no time in the history of physiology have observers been more numerous, energetic, and discriminating than within the last few years. Many modifications of fact and inference have consequently taken place, which it has been necessary for the author to record, and to express his views in relation thereto. On the whole subject of physiology proper, as it applies to the functions executed by the different organs, the present edition, the author flatters himself, will therefore be found to contain the views of the most distinguished physiologists of all periods.

The amount of additional matter contained in this edition may be estimated from the fact that the mere list of authors referred to in its preparation alone extends over nine large and closely printed pages. The number of illustrations has been largely increased, the present edition containing four hundred and seventy-four, while the last had but three hundred and sixty-eight; while, in addition to this, many new and superior wood-cuts have been substituted for those which were not deemed sufficiently accurate or satisfactory. The mechanical execution of the work has also been improved in every respect, and the whole is confidently presented as worthy the great and continued favor which it has so long received from the profession.

It has long since taken rank as one of the medical classics of our language. To say that it is by far the best text-book of physiology ever published in this country, is but echoing the general testimony of the profession.—*N. Y. Journal of Medicine.*

The most full and complete system of Physiology in our language.—*Western Lancet.*

The most complete and satisfactory system of Physiology in the English language.—*Amer. Med. Journal.*

The best work of the kind in the English language.—*Silliman's Journal.*

We have, on two former occasions, brought this excellent work under the notice of our readers, and we have now only to say that, instead of falling behind in the rapid march of physiological science, each edition brings it nearer to the van.—*British and Foreign Medical Review.*

A review of such a well-known work would be out of place at the present time. We have looked over it, and find, what we knew would be the case, that Dr. Dunglison has kept pace with the science to which he has devoted so much study, and of which he is one of the living ornaments. We recommend the work to the medical student as a valuable text-book, and to all inquirers into Natural Science, as one which will well and delightfully repay perusal.—*The New Orleans Medical and Surgical Journal.*

KIRKES AND PAGET'S PHYSIOLOGY.—(Lately Issued.)

A MANUAL OF PHYSIOLOGY,
FOR THE USE OF STUDENTS.

BY **WILLIAM SENHOUSE KIRKES, M. D.,**

ASSISTED BY **JAMES PAGET,**

Lecturer on General Anatomy and Physiology in St. Bartholomew's Hospital.

In one handsome volume, royal 12mo., of 550 pages, with 118 wood-cuts.

An excellent work, and for students one of the best within reach.—*Boston Medical and Surgical Journal.*

One of the best little books on Physiology which we possess.—*Braithwaite's Retrospect.*

Particularly adapted to those who desire to possess a concise digest of the facts of Human Physiology.—

British and Foreign Med.-Chirurg. Review.

One of the best treatises which can be put into the hands of the student.—*London Medical Gazette.*

We conscientiously recommend it as an admirable "Handbook of Physiology."—*London Jour. of Medicine.*

SOLLY ON THE BRAIN.

THE HUMAN BRAIN; ITS STRUCTURE, PHYSIOLOGY, AND DISEASES.

WITH A DESCRIPTION OF THE TYPICAL FORM OF THE BRAIN IN THE ANIMAL KINGDOM.

BY **SAMUEL SOLLY, F. R. S., &c.,**

Senior Assistant Surgeon to the St. Thomas' Hospital, &c.

From the Second and much Enlarged London Edition. In one octavo volume, with 120 Wood-cuts.

HARRISON ON THE NERVES.—An Essay towards a correct theory of the Nervous System. In one octavo volume, 292 pages.

MATTEUCCI ON LIVING BEINGS.—Lectures on the Physical Phenomena of Living Beings. Edited by Pereira. In one neat royal 12mo. volume, extra cloth, with cuts—388 pages.

ROGET'S PHYSIOLOGY.—A Treatise on Animal and Vegetable Physiology, with over 400 illustrations on wood. In two octavo volumes, cloth.

ROGET'S OUTLINES.—Outlines of Physiology and Phrenology. In one octavo volume, cloth—516 pages.

ON THE CONNECTION BETWEEN PHYSIOLOGY AND INTELLECTUAL SCIENCE. In one 12mo. volume, paper, price 25 cents.

TODD & BOWMAN'S PHYSIOLOGY.—Physiological Anatomy and Physiology of Man. With numerous handsome wood-cuts. Parts I, II, and III, in one 8vo. volume, 552 pp. Part IV will complete the work.

WILLIAMS' PRINCIPLES—New and Enlarged Edition.**PRINCIPLES OF MEDICINE;**

Comprising General Pathology and Therapeutics,

AND A BRIEF GENERAL VIEW OF

ETIOLOGY, NOSOLOGY, SEMEIOLOGY, DIAGNOSIS, PROGNOSIS, AND HYGIENICS,

BY CHARLES J. B. WILLIAMS, M. D., F. R. S.,

Fellow of the Royal College of Physicians, &c.

EDITED, WITH ADDITIONS, BY MEREDITH CLYMER, M. D.,

Consulting Physician to the Philadelphia Hospital, &c. &c.

THIRD AMERICAN, FROM THE SECOND AND ENLARGED LONDON EDITION.

In one octavo volume, of 440 pages.

BILLING'S PRINCIPLES, NEW EDITION—(Just Issued.)**THE PRINCIPLES OF MEDICINE.**

BY ARCHIBALD BILLING, M. D., &c.

Second American from the Fifth and Improved London Edition.

In one handsome octavo volume, extra cloth, 250 pages.

We can strongly recommend Dr. Billing's "Principles" as a code of instruction which should be constantly present to the mind of every well-informed and philosophical practitioner of medicine.—*Lancet.***MANUALS ON THE BLOOD AND URINE.**

In two handsome volumes royal 12mo., extra cloth.

With numerous Illustrations on Stone and Wood.

VOLUME I, OF FOUR HUNDRED AND SIXTY LARGE PAGES, CONTAINS

I. A Practical Manual on the Blood and Secretions of the Human Body. BY JOHN WILLIAM GRIFFITH, M. D., &c.

II. On the Analysis of the Blood and Urine in health and disease, and on the treatment of Urinary diseases. BY G. OWEN REESE, M. D., F. R. S., &c. &c.

III. A Guide to the Examination of the Urine in health and disease. BY ALFRED MARKWICK.

VOLUME II, NOW READY, CONSISTS OF

I. Urinary Deposits, their Diagnosis, Pathology, and Therapeutical Indications. By GOLDING BIRD, M. D. A new American from the third and improved London edition. With over sixty illustrations.

II. Renal Affections, their Diagnosis and Pathology. By CHARLES FRICK, M. D. With illustrations.

Either of these volumes may be had separately, as also BIRD ON URINARY DEPOSITS, and FRICK ON RENAL AFFECTIONS, each in one handsome 12mo. volume, extra cloth.

The importance now attached to the Diagnosis of the Blood and Urine, and the rapid increase of our knowledge respecting the pathological conditions of the fluids of the human body, have induced the publishers to present these manuals in a cheap and convenient form, embracing the results of the most recent observers in a practical point of view. On the subject of the chemical and microscopical examinations of these fluids, they would also call the attention of the student to BOWMAN'S MEDICAL CHEMISTRY, and SIMON'S ANIMAL CHEMISTRY. See p. 30.

**OF THE CAUSES, NATURE, AND TREATMENT OF
PALSY AND APOPLEXY,**

And of the Forms, Seats, Complications, and Morbid Relations of Paralytic and Apoplectic Diseases.

BY JAMES COPLAND, M. D., F. R. S., &c.

In one volume. (Just Issued.)

THE PATHOLOGICAL ANATOMY OF THE HUMAN BODY.

BY JULIUS VOGEL, M. D., &c.

Translated from the German, with Additions,

BY GEORGE E. DAY, M. D., &c.

ILLUSTRATED BY UPWARDS OF ONE HUNDRED FIGURES, PLAIN AND COLORED.

In one neat octavo volume.

ABERCROMBIE ON THE BRAIN.—Pathological and Practical Researches on Diseases of the Brain and Spinal Cord. A new edition, in one small 8vo. volume, pp. 324.

BURROWS ON CEREBRAL CIRCULATION.—On Disorders of the Cerebral Circulation, and on the Connection between Affections of the Brain and Diseases of the Heart. In one 8vo. vol., with colored plates, pp. 216.

BLAKISTON ON THE CHEST.—Practical Observations on certain Diseases of the Chest, and on the Principles of Auscultation. In one volume, 8vo., pp. 384.

HASSE'S PATHOLOGICAL ANATOMY.—An Anatomical Description of the Diseases of Respiration and Circulation. Translated and Edited by Swaine. In one volume, 8vo., pp. 379.

HUGHES ON THE LUNGS AND HEART.—Clinical Introduction to the Practice of Auscultation, and other modes of Physical Diagnosis. In one 12mo. volume, with a plate, pp. 270.

DUNGLISON'S PRACTICE OF MEDICINE.

ENLARGED AND IMPROVED EDITION.

THE PRACTICE OF MEDICINE.A TREATISE ON
SPECIAL PATHOLOGY AND THERAPEUTICS.

THIRD EDITION.

BY ROBLEY DUNGLISON, M. D.,

Professor of the Institutes of Medicine in the Jefferson Medical College; Lecturer on Clinical Medicine, &c.

In two large octavo volumes, of fifteen hundred pages.

The student of medicine will find, in these two elegant volumes, a mine of facts, a gathering of precepts and advice from the world of experience, that will nerve him with courage, and faithfully direct him in his efforts to relieve the physical sufferings of the race.—*Boston Medical and Surgical Journal.*

Upon every topic embraced in the work the latest information will be found carefully posted up.
Medical Examiner.

It is certainly the most complete treatise of which we have any knowledge. There is scarcely a disease which the student will not find noticed.—*Western Journal of Medicine and Surgery.*

One of the most elaborate treatises of the kind we have.—*Southern Medical and Surg. Journal.*

A New Work. Just Ready.

**DISEASES OF THE HEART, LUNGS, AND APPENDAGES;
THEIR SYMPTOMS AND TREATMENT.**

BY W. H. WALSH, M.D.,

Professor of the Principles and Practice of Medicine in University College, London, &c.

In one handsome volume, large royal 12mo.

The author's design in this work has been to include within the compass of a moderate volume, all really essential facts bearing upon the symptoms, physical signs, and treatment of pulmonary and cardiac diseases. To accomplish this, the first part of the work is devoted to the description of the various modes of physical diagnosis, auscultation, percussion, mensuration, &c., which are fully and clearly, but succinctly entered into, both as respects their theory and clinical phenomena. In the second part, the various diseases of the heart, lungs, and great vessels are considered in regard to symptoms, physical signs and treatment, with numerous references to cases. The eminence of the author is a guarantee to the practitioner and student that the work is one of practical utility in facilitating the diagnosis and treatment of a large, obscure and important class of diseases.

THE GREAT MEDICAL LIBRARY.**THE CYCLOPEDIA OF PRACTICAL MEDICINE;**

COMPRISING

Treatises on the Nature and Treatment of Diseases, Materia Medica, and Therapeutics, Diseases of Women and Children, Medical Jurisprudence, &c. &c.

EDITED BY

JOHN FORBES, M. D., F. R. S., ALEXANDER TWEEDIE, M. D., F. R. S.

AND JOHN CONNOLLY, M. D.

Revised, with Additions,

BY ROBLEY DUNGLISON, M. D.

THIS WORK IS NOW COMPLETE, AND FORMS FOUR LARGE SUPER-ROYAL OCTAVO VOLUMES, Containing Thirty-two Hundred and Fifty-four unusually large Pages in Double Columns, Printed on Good Paper, with a new and clear type.

THE WHOLE WELL AND STRONGLY BOUND WITH RAISED BANDS AND DOUBLE TITLES.

This work contains no less than FOUR HUNDRED AND EIGHTEEN DISTINCT TREATISES,

By Sixty-eight distinguished Physicians.

The most complete work on Practical Medicine extant; or, at least, in our language.—*Buffalo Medical and Surgical Journal.*

For reference, it is above all price to every practitioner.—*Western Lancet.*

One of the most valuable medical publications of the day—as a work of reference it is invaluable.—*Western Journal of Medicine and Surgery.*

It has been to us, both as learner and teacher, a work for ready and frequent reference, one in which modern English medicine is exhibited in the most advantageous light.—*Medical Examiner.*

We rejoice that this work is to be placed within the reach of the profession in this country, it being unquestionably one of very great value to the practitioner. This estimate of it has not been formed from a hasty examination, but after an intimate acquaintance derived from frequent consultation of it during the past nine or ten years. The editors are practitioners of established reputation, and the list of contributors embraces many of the most eminent professors and teachers of London, Edinburgh, Dublin, and Glasgow. It is, indeed, the great merit of this work that the principal articles have been furnished by practitioners who have not only devoted especial attention to the diseases about which they have written, but have also enjoyed opportunities for an extensive practical acquaintance with them,—and whose reputation carries the assurance of their competency justly to appreciate the opinions of others, while it stamps their own doctrines with high and just authority.—*American Medical Journal.*

WATSON'S PRACTICE OF MEDICINE—New Edition.

LECTURES ON THE
PRINCIPLES AND PRACTICE OF PHYSIC.

BY THOMAS WATSON, M. D., &c. &c.

Third American, from the last London Edition.

REVISED, WITH ADDITIONS, BY D. FRANCIS CONDIE, M. D.,

Author of "A Treatise on the Diseases of Children," &c.

IN ONE OCTAVO VOLUME,

Of nearly ELEVEN HUNDRED LARGE PAGES, strongly bound with raised bands.

To say that it is the very best work on the subject now extant, is but to echo the sentiment of the medical press throughout the country.—*N. O. Medical Journal.*Of the text-books recently republished Watson is very justly the principal favorite.—*Holmes' Report to Nat. Med. Assoc.*By universal consent the work ranks among the very best text-books in our language.—*Ill. and Ind. Med. Journal.*Regarded on all hands as one of the very best, if not the very best, systematic treatise on practical medicine extant.—*St. Louis Med. Journal.*Confessedly one of the very best works on the principles and practice of physic in the English or any other language.—*Med. Examiner.*As a text-book it has no equal; as a compendium of pathology and practice no superior.—*N. Y. Annalist.*We know of no work better calculated for being placed in the hands of the student, and for a text book, on every important point the author seems to have posted up his knowledge to the day.—*Amer. Med. Journal.*One of the most practically useful books that ever was presented to the student.—*N. Y. Med. Journal.*

WILSON ON THE SKIN.

ON DISEASES OF THE SKIN.

BY ERASMUS WILSON, F. R. S.,

Author of "Human Anatomy," &c.

SECOND AMERICAN FROM THE SECOND LONDON EDITION.

In one neat octavo volume, extra cloth, 440 pages.

Also, to be had with eight beautifully colored steel plates.

Also, the plates sold separate, in boards.

Much Enlarged Edition of BARTLETT ON FEVERS.

THE HISTORY, DIAGNOSIS, AND TREATMENT OF THE

FEVERS OF THE UNITED STATES.

BY ELISHA BARTLETT, M. D.,

In one octavo volume of 550 pages, beautifully printed and strongly bound.

CLYMER AND OTHERS ON FEVERS.

FEVERS; THEIR DIAGNOSIS, PATHOLOGY, AND TREATMENT.

PREPARED AND EDITED, WITH LARGE ADDITIONS,

FROM THE ESSAYS ON FEVER IN TWEEDIE'S LIBRARY OF PRACTICAL MEDICINE,

BY MEREDITH CLYMER, M. D.

In one octavo volume of six hundred pages.

BENEDICT'S CHAPMAN.—Compendium of Chapman's Lectures on the Practice of Medicine. One neat volume. 8vo., pp. 258.

BUDD ON THE LIVER.—On Diseases of the Liver. In one very neat 8vo. vol., with colored plates and wood-cuts. pp. 392.

CHAPMAN'S LECTURES.—Lectures on Fevers, Dropsy, Gout, Rheumatism, &c. &c. In one neat 8vo. volume. pp. 450.

ESQUIROL ON INSANITY.—Mental Maladies, considered in relation to Medicine, Hygiene, and Medical Jurisprudence. Translated by E. K. Hunt, M. D., &c. In one 8vo. volume. pp. 496.

THOMSON ON THE SICK ROOM.—Domestic management of the sick Room. necessary in aid of Medical Treatment for the cure of Diseases. Edited by R. E. Griffith, M. D. In one large royal 12mo. volume, with wood-cuts. pp. 360.

HOPE ON THE HEART.—A Treatise on the Diseases of the Heart and Great Vessels. Edited by Pen-nock. In one volume. 8vo., with plates. pp. 572.

LALLEMAND ON SPERMATORRHOEA.—The Causes, Symptoms, and Treatment of Spermatorrhœa. Translated and Edited by Henry J. McDougal. In one volume. 8vo., pp. 320.

PHILIPS ON SCROFULA.—Scrofula: its Nature, its Prevalence, its Causes, and the Principles of its Treatment. In one volume, 8vo., with a plate. pp. 350.

WHITEHEAD ON ABORTION, &c.—The Causes and Treatment of Abortion and Sterility; being the Result of an Extended Practical Inquiry into the Physiological and Morbid Conditions of the Uterus. In one volume. 8vo., pp. 368.

WILLIAMS ON RESPIRATORY ORGANS.—A Practical Treatise on Diseases of the Respiratory Organs; including Diseases of the Larynx, Trachea, Lungs, and Pleuræ. With numerous Additions and Notes by M. Clymer, M. D. With wood-cuts. In one octavo volume. pp. 508.

DAY ON OLD AGE.—A Practical Treatise on the Domestic Management and more important Diseases of Advanced Life. With an Appendix on a new and successful mode of treating Lumbago and other forms of Chronic Rheumatism. 1 vol. 8vo., pp. 226.

MEIGS ON FEMALES, New and Improved Edition—(Just Issued.)

WOMAN; HER DISEASES AND THEIR REMEDIES;

A SERIES OF LETTERS TO HIS CLASS.

BY C. D. MEIGS, M. D.,

Professor of Midwifery and Diseases of Women and Children in the Jefferson Medical College of Philadelphia, &c. &c.

In one large and beautifully printed octavo volume, of nearly seven hundred large pages.

"I am happy to offer to my Class an enlarged and amended edition of my Letters on the Diseases of Women; and I avail myself of this occasion to return my heartfelt thanks to them, and to our brethren generally, for the flattering manner in which they have accepted this fruit of my labor."—PREFACE.

The value attached to this work by the profession is sufficiently proved by the rapid exhaustion of the first edition, and consequent demand for a second. In preparing this the author has availed himself of the opportunity thoroughly to revise and greatly to improve it. The work will therefore be found completely brought up to the day, and in every way worthy of the reputation which it has so immediately obtained.

Professor Meigs has enlarged and amended this great work, for such it unquestionably is, having passed the ordeal of criticism at home and abroad, but been improved thereby; for in this new edition the author has introduced real improvements, and increased the value and utility of the book immeasurably. It presents so many novel, bright and sparkling thoughts; such an exuberance of new ideas on almost every page, that we confess ourselves to have become enamored with the book and its author; and cannot withhold our congratulations from our Philadelphia conferees, that such a teacher is in their service. We regret that our limits will not allow of a more extended notice of this work, but must content ourselves with thus commending it as worthy of diligent perusal by physicians as well as students, who are seeking to be thoroughly instructed in the important practical subjects of which it treats.—*N. Y. Med. Gazette.*

It contains a vast amount of practical knowledge, by one who has accurately observed and retained the experience of many years, and who tells the result in a free, familiar, and pleasant manner.—*Dublin Quarterly Journal.*

There is an off-hand fervor, a glow and a warm-heartedness infecting the effort of Dr. Meigs, which is entirely captivating, and which absolutely hurries the reader through from beginning to end. Besides, the book teems with solid instruction, and it shows the very highest evidence of ability, viz., the clearness with which the information is presented. We know of no better test of one's understanding a subject than the evidence of the power of lucidly explaining it. The most elementary, as well as the obscurest subjects, under the pencil of Prof. Meigs, are isolated and made to stand out in such bold relief, as to produce distinct impressions upon the mind and memory of the reader.—*The Charleston Medical Journal.*

The merits of the first edition of this work were so generally appreciated, and with such a high degree of favor by the medical profession throughout the Union, that we are not surprised in seeing a second edition of it. It is a standard work on the diseases of females, and in many respects is one of the very best of its kind in the English language. Upon the appearance of the first edition, we gave the work a cordial reception, and spoke of it in the warmest terms of commendation. Time has not changed the favorable estimate we placed upon it, but has rather increased our convictions of its superlative merits. But we do not now deem it necessary to say more than to commend this work, on the diseases of women, and the remedies for them, to the attention of those practitioners who have not supplied themselves with it. The most select library would be imperfect without it.—*The Western Journal of Medicine and Surgery.*

He is a bold thinker, and possesses more originality of thought and style than almost any American writer on medical subjects. If he is not an elegant writer, there is at least a freshness—a raciness in his mode of expressing himself—that cannot fail to draw the reader after him, even to the close of his work: you cannot nod over his pages; he stimulates rather than narcotises your senses, and the reader cannot lay aside these letters when once he enters into their merits. This, the second edition, is much amended and enlarged, and affords abundant evidence of the author's talents and industry.—*N. O. Medical and Surgical Journal.*

The practical writings of Dr. Meigs are second to none.—*The N. Y. Journal of Medicine.*

The excellent practical directions contained in this volume give it great utility, which we trust will not be lost upon our older colleagues; with some condensation, indeed, we should think it well adapted for translation into German.—*Zeitschrift für die Gesamte Medicin.*

NEW AND IMPROVED EDITION—(Just Issued.)

A TREATISE ON THE DISEASES OF FEMALES,

AND ON THE SPECIAL HYGIENE OF THEIR SEX,

BY COLOMBAT DE L'ISERE, M. D.

TRANSLATED, WITH MANY NOTES AND ADDITIONS, BY C. D. MEIGS, M. D.

SECOND EDITION, REVISED AND IMPROVED.

In one large volume, octavo, of seven hundred and twenty pages, with numerous wood-cuts.

We are satisfied it is destined to take the front rank in this department of medical science. It is in fact a complete exposition of the opinions and practical methods of all the celebrated practitioners of ancient and modern times.—*New York Journ. of Medicine.*

ASHWELL ON THE DISEASES OF FEMALES.

A PRACTICAL TREATISE ON THE DISEASES PECULIAR TO WOMEN.

ILLUSTRATED BY CASES DERIVED FROM HOSPITAL AND PRIVATE PRACTICE.

BY SAMUEL ASHWELL, M. D. WITH ADDITIONS BY PAUL BECK GODDARD, M. D.

Second American edition. In one octavo volume, of 520 pages.

One of the very best works ever issued from the press on the Diseases of Females.—*Western Lancet.*

ON THE CAUSES AND TREATMENT OF ABORTION AND STERILITY. By James Whitehead, M. D., &c. In one volume octavo, of about three hundred and seventy-five pages.

NEW AND IMPROVED EDITION—(Lately Issued.)

THE DISEASES OF FEMALES. INCLUDING THOSE OF PREGNANCY AND CHILD-BED.

BY FLEETWOOD CHURCHILL, M. D., M. R. I. A.,

Author of "Theory and Practice of Midwifery," "Diseases of Females," &c.

A New American Edition (The Fifth), Revised by the Author.

WITH THE NOTES OF ROBERT M. HUSTON, M. D.

In one large and handsome octavo volume of 632 pages, with wood-cuts.

To indulge in panegyric, when announcing the fifth edition of any acknowledged medical authority, were to attempt to "gild refined gold." The work announced above, has too long been honored with the term "classical" to leave any doubt as to its true worth, and we content ourselves with remarking, that the author has carefully retained the notes of Dr. Huston, who edited the former American edition, thus really enhancing the value of the work, and paying a well merited compliment. All who wish to be "posted up" on all that relates to the diseases peculiar to the wife, the mother, or the maid, will hasten to secure a copy of this most admirable treatise.—*The Ohio Medical and Surgical Journal.*

We know of no author who deserves that approbation, on "the diseases of females," to the same extent that Dr. Churchill does. His, indeed, is the only thorough treatise we know of on the subject, and it may be commended to practitioners and students as a masterpiece in its particular department. The former editions of this work have been commended strongly in this journal, and they have won their way to an extended, and a well deserved popularity. This fifth edition, before us, is well calculated to maintain Dr. Churchill's high reputation. It was revised and enlarged by the author, for his American publishers, and it seems to us, that there is scarcely any species of desirable information on its subjects, that may not be found in this work.—*The Western Journal of Medicine and Surgery.*

We are gratified to announce a new and revised edition of Dr. Churchill's valuable work on the diseases of females. We have ever regarded it as one of the very best works on the subjects embraced within its scope, in the English language; and the present edition, enlarged and revised by the author, renders it still more entitled to the confidence of the profession. The valuable notes of Prof. Huston have been retained, and contribute, in no small degree, to enhance the value of the work. It is a source of congratulation that the publishers have permitted the author to be, in this instance, his own editor, thus securing all the revision which an author alone is capable of making.—*The Western Lancet.*

As a comprehensive manual for students, or a work of reference for practitioners, we only speak with common justice when we say that it surpasses any other that has ever issued on the same subject from the British press.—*The Dublin Quarterly Journal.*

Churchill's Monographs on Females—(Just Issued.)

ESSAYS ON THE PUERPERAL FEVER, AND OTHER DISEASES PECULIAR TO WOMEN.

SELECTED FROM THE WRITINGS OF BRITISH AUTHORS PREVIOUS TO THE CLOSE OF
THE EIGHTEENTH CENTURY.

Edited by FLEETWOOD CHURCHILL, M. D., M. R. I. A.,

Author of "Treatise on the Diseases of Females," &c.

In one neat octavo volume, of about four hundred and fifty pages.

To these papers Dr. Churchill has appended notes, embodying whatever information has been laid before the profession since their authors' time. He has also prefixed to the essays on puerperal fever, which occupy the larger portion of the volume, an interesting historical sketch of the principal epidemics of that disease. The whole forms a very valuable collection of papers by professional writers of eminence, on some of the most important accidents to which the puerperal female is liable.—*American Journal of Medical Sciences.*

MUCH ENLARGED AND IMPROVED EDITION—(Just Issued.)

A PRACTICAL TREATISE ON INFLAMMATION OF THE UTERUS AND ITS APPENDAGES, And on Ulceration and Induration of the Neck of the Uterus.

BY HENRY BENNETT, M. D.,

Obstetric Physician to the Western Dispensary.

Second Edition, much enlarged.

In one neat octavo volume of 350 pages, with wood-cuts.

This edition is so enlarged as to constitute a new work. It embraces the study of inflammation in all the uterine organs, and its influence in the production of displacements and of the reputed functional diseases of the uterus.

Few works issue from the medical press which are at once original and sound in doctrine; but such, we feel assured, is the admirable treatise now before us. The important practical precepts which the author inculcates are all rigidly deduced from facts. . . . Every page of the book is good, and eminently practical. So far as we know and believe, it is the best work on the subject on which it treats.—*Monthly Journal of Medical Science.*

A TREATISE ON THE DISEASES OF FEMALES.

BY W. P. DEWEES, M. D.

NINTH EDITION.

In one volume, octavo. 532 pages, with plates.

MEIGS ON CHILDREN—Just Issued.

OBSERVATIONS ON
CERTAIN OF THE DISEASES OF YOUNG CHILDREN.

BY CHARLES D. MEIGS, M. D.,

Professor of Midwifery and of the Diseases of Women and Children in the Jefferson
Medical College of Philadelphia, &c. &c.

In one handsome octavo volume of 214 pages.

While this work is not presented to the profession as a systematic and complete treatise on Infantile disorders, the importance of the subjects treated of, and the interest attaching to the views and opinions of the distinguished author must command for it the attention of all who are called upon to treat this interesting class of diseases.

It puts forth no claims as a systematic work, but contains an amount of valuable and useful matter, scarcely to be found in the same space in our home literature. It can not but prove an acceptable offering to the profession at large.—*N. Y. Journal of Medicine.*

The work before us is undoubtedly a valuable addition to the fund of information which has already been treasured up on the subjects in question. It is practical, and therefore eminently adapted to the general practitioner. Dr. Meigs' works have the same fascination which belongs to himself.—*Medical Examiner.*

This is a most excellent work on the obscure diseases of childhood, and will afford the practitioner and student of medicine much aid in their diagnosis and treatment.—*The Boston Medical and Surgical Journal.*

We take much pleasure in recommending this excellent little work to the attention of medical practitioners. It deserves their attention, and after they commence its perusal, they will not willingly abandon it, until they have mastered its contents. We read the work while suffering from a carbuncle, and its fascinating pages often beguiled us into forgetfulness of agonizing pain. May it teach others to relieve the afflictions of the young.—*The Western Journal of Medicine and Surgery.*

All of which topics are treated with Dr. Meigs' acknowledged ability and original diction. The work is neither a systematic nor a complete treatise upon the diseases of children, but a fragment which may be consulted with much advantage.—*Southern Medical and Surgical Journal.*

NEW WORK BY DR. CHURCHILL.

ON THE
DISEASES OF INFANTS AND CHILDREN.

BY FLEETWOOD CHURCHILL, M. D., M. R. I. A.,

Author of "Theory and Practice of Midwifery," "Diseases of Females," &c.

In one large and handsome octavo volume of over 600 pages.

From Dr. Churchill's known ability and industry, we were led to form high expectations of this work; nor were we deceived. Its learned author seems to have set no bounds to his researches in collecting information which, with his usual systematic address, he has disposed of in the most clear and concise manner, so as to lay before the reader every opinion of importance bearing upon the subject under consideration.

We regard this volume as possessing more claims to completeness than any other of the kind with which we are acquainted. Most cordially and earnestly, therefore, do we commend it to our professional brethren, and we feel assured that the stamp of their approbation will in due time be impressed upon it.

After an attentive perusal of its contents, we hesitate not to say, that it is one of the most comprehensive ever written upon the diseases of children, and that, for copiousness of reference, extent of research, and perspicuity of detail, it is scarcely to be equalled, and not to be excelled in any language.—*Dublin Quarterly Journal.*

The present volume will sustain the reputation acquired by the author from his previous works. The reader will find in it full and judicious directions for the management of infants at birth, and a compendious, but clear, account of the diseases to which children are liable, and the most successful mode of treating them. We must not close this notice without calling attention to the author's style, which is perspicuous and polished to a degree, we regret to say, not generally characteristic of medical works. We recommend the work of Dr. Churchill most cordially, both to students and practitioners, as a valuable and reliable guide in the treatment of the diseases of children.—*Am. Journ. of the Med. Sciences.*

After this meagre, and we know, very imperfect notice, of Dr. Churchill's work, we shall conclude by saying, that it is one that cannot fail from its copiousness, extensive research, and general accuracy, to exalt still higher the reputation of the author in this country. The American reader will be particularly pleased to find that Dr. Churchill has done full justice throughout his work, to the various American authors on this subject. The names of Dewees, Eslerle, Condie, and Stewart, occur on nearly every page, and these authors are constantly referred to by the author in terms of the highest praise, and with the most liberal courtesy.—*The Medical Examiner.*

We know of no work on this department of Practical Medicine which presents so candid and unprejudiced a statement or posing up of our actual knowledge as this.—*N. Y. Journal of Medicine.*

Its claims to merit, both as a scientific and practical work, are of the highest order. Whilst we would not elevate it above every other treatise on the same subject, we certainly believe that very few are equal to it, and none superior.—*Southern Med. and Surg. Journal.*

New and Improved Edition—(Lately Issued.)

A PRACTICAL TREATISE ON THE DISEASES OF CHILDREN.

BY D. FRANCIS CONDIE, M. D.,

Fellow of the College of Physicians, &c. &c.

Third edition, revised and augmented. In one large volume, 8vo., of over 700 pages.

In the preparation of a third edition of the present treatise, every portion of it has been subjected to a careful revision. A new chapter has been added on Epidemic Meningitis, a disease which, although not confined to children, occurs far more frequently in them, than in adults. In the other chapters of the work, all the more important facts that have been developed since the appearance of the last edition, in reference to the nature, diagnosis, and treatment of the several diseases of which they treat, have been incorporated. The great object of the author has been to present, in each succeeding edition, as full and connected a view as possible of the actual state of the pathology and therapeutics of those affections which most usually occur between birth and puberty.

To the present edition there is appended a list of the several works and essays quoted or referred to in the body of the work, or which have been consulted in its preparation or revision.

Every important fact that has been verified or developed since the publication of the previous edition, either in relation to the nature, diagnosis, or treatment of the diseases of children, have been arranged and incorporated into the body of the work: thus posing up to date, to use a counting-house phrase, all the valuable facts and useful information on the subject. To the American practitioner, Dr. Condie's remarks on the diseases of children will be invaluable, and we accordingly advise those who have failed to read this work to procure a copy, and make themselves familiar with its sound principles.—*The New Orleans Medical and Surgical Journal.*

We feel persuaded that the American Medical profession will soon regard it, not only as a very good, but as the **BEST** "Practical Treatise on the Diseases of Children."—*American Medical Journal.*

We pronounced the first edition to be the best work on the Diseases of Children in the English language, and, notwithstanding all that has been published, we still regard it in that light.—*Medical Examiner.*

From Professor Wm. P. Johnston, Washington, D. C.

I make use of it as a text-book, and place it invariably in the hands of my private pupils.

From Professor D. Humphreys Storer, of Boston.

I consider it to be the best work on the Diseases of Children we have access to, and as such recommend it to all who ever refer to the subject.

From Professor M. M. Pallen, of St. Louis.

I consider it the best treatise on the Diseases of Children that we possess, and as such have been in the habit of recommending it to my classes.

Dr. Condie's scholarship, acumen, industry, and practical sense are manifested in this, as in all his numerous contributions to science.—*Dr. Holmes's Report to the American Medical Association.*

Taken as a whole, in our judgment, Dr. Condie's Treatise is the one from the perusal of which the practitioner in this country will rise with the greatest satisfaction.—*Western Journal of Medicine and Surgery.*

One of the best works upon the Diseases of Children in the English language.—*Western Lancet.*

We feel assured from actual experience that no physician's library can be complete without a copy of this work.—*N. Y. Journal of Medicine.*

Perhaps the most full and complete work now before the profession of the United States; indeed, we may say in the English language. It is vastly superior to most of its predecessors.—*Pennsylvania Med. Journal.*

A veritable pædiatric encyclopædia, and an honor to American medical literature.—*Ohio Medical and Surgical Journal.*

WEST ON DISEASES OF CHILDREN—(Now Complete.)

LECTURES ON THE DISEASES OF INFANCY AND CHILDHOOD.

BY CHARLES WEST, M. D.,

Senior Physician to the Royal Infirmary for Children, &c. &c.

In one volume, octavo.

Every portion of these lectures is marked by a general accuracy of description, and by the soundness of the views set forth in relation to the pathology and therapeutics of the several maladies treated of. The lectures on the diseases of the respiratory apparatus, about one-third of the whole number, are particularly excellent, forming one of the fullest and most able accounts of these affections, as they present themselves during infancy and childhood, in the English language. The history of the several forms of phthisis during these periods of existence, with their management, will be read by all with deep interest.—*The American Journal of the Medical Sciences.*

The Lectures of Dr. West, originally published in the London Medical Gazette, form a most valuable addition to this branch of practical medicine. For many years physician to the Children's Infirmary, his opportunities for observing their diseases have been most extensive, no less than 14,000 children having been brought under his notice during the past nine years. These have evidently been studied with great care, and the result has been the production of the very best work in our language, so far as it goes, on the diseases of this class of our patients. The symptomatology and pathology of their diseases are especially exhibited most clearly; and we are convinced that no one can read with care these lectures without deriving from them instruction of the most important kind.—*Charleston Med. Journal.*

A TREATISE ON THE PHYSICAL AND MEDICAL TREATMENT OF CHILDREN.

BY W. P. DEWEES, M. D.

Ninth edition. In one volume, octavo. 548 pages

A NEW WORK—(Lately Issued.)

OBSTETRICS:

THE SCIENCE AND THE ART.

BY CHARLES D. MEIGS, M. D.,

Professor of Midwifery and the Diseases of Women and Children in the Jefferson Medical College,
Philadelphia, &c. &c.

With One Hundred and Twenty Illustrations.

In one beautifully printed octavo volume, of six hundred and eighty large pages.

As an elementary treatise—concise, but, withal, clear and comprehensive—we know of no one better adapted for the use of the student; while the young practitioner will find in it a body of sound doctrine, and a series of excellent practical directions, adapted to all the conditions of the various forms of labor and their results, which he will be induced, we are persuaded, again and again to consult, and always with profit.

It has seldom been our lot to peruse a work upon the subject, from which we have received greater satisfaction, and which we believe to be better calculated to communicate to the student correct and definite views upon the several topics embraced within the scope of its teachings.—*American Journal of the Medical Sciences.*

We are acquainted with no work on midwifery of greater practical value.—*Boston Medical and Surgical Journal.*

Worthy the reputation of its distinguished author.—*Medical Examiner.*

We most sincerely recommend it, both to the student and practitioner, as a more complete and valuable work on the Science and Art of Midwifery, than any of the numerous reprints and American editions of European works on the same subject.—*N. Y. Annalist.*

We have, therefore, great satisfaction in bringing under our reader's notice the matured views of the highest American authority in the department to which he has devoted his life and talents.—*London Medical Gazette.*

An author of established merit, a professor of Midwifery, and a practitioner of high reputation and immense experience—we may assuredly regard his work now before us as representing the most advanced state of obstetric science in America up to the time at which he writes. We consider Dr. Meigs' book as a valuable acquisition to obstetric literature, and one that will very much assist the practitioner under many circumstances of doubt and perplexity.—*The Dublin Quarterly Journal.*

These various heads are subdivided so well, so lucidly explained, that a good memory is all that is necessary in order to put the reader in possession of a thorough knowledge of this important subject. Dr. Meigs has conferred a great benefit on the profession in publishing this excellent work.—*St. Louis Medical and Surgical Journal.*

No reader will lay the volume down without admiration for the learning and talents of the author. An abler volume, on the whole, we do not hope soon to see.—*Western Journal of Medicine and Surgery.*

A safe and efficient guide to the delicate and oftentimes difficult duties which devolve upon the obstetrician.—*Ohio Medical and Surgical Journal.*

One of the very best treatises on this subject, and worthy of being placed in the library of every American physician.—*Northwestern Medical and Surgical Journal.*

He has an earnest way with him when speaking of the most elementary subjects which fixes the attention and adds much value to the work as a text-book for students.—*British and Foreign Medico-Chirurgical Review.*

TYLER SMITH ON PARTURITION—(Lately Issued.)

ON PARTURITION,

AND THE PRINCIPLES AND PRACTICE OF OBSTETRICS.

BY W. TYLER SMITH, M. D.,

Lecturer on Obstetrics in the Hunterian School of Medicine, &c. &c.

In one large duodecimo volume, of 400 pages.

The work will recommend itself by its intrinsic merit to every member of the profession.—*Lancet.*

We can imagine the pleasure with which William Hunter or Denman would have welcomed the present work; certainly the most valuable contribution to obstetrics that has been made since their own day. For ourselves, we consider its appearance as the dawn of a new era in this department of medicine. We do most cordially recommend the work as one absolutely necessary to be studied by every accoucheur. It will, we may add, prove equally interesting and instructive to the student, the general practitioner, and pure obstetrician. It was a bold undertaking to reclaim parturition for Reflex Physiology, and it has been well performed.—*London Journal of Medicine.*

LEE'S CLINICAL MIDWIFERY—(Lately Issued.)

CLINICAL MIDWIFERY,

COMPRISING THE HISTORIES OF FIVE HUNDRED AND FORTY-FIVE CASES OF DIFFICULT, PRETERNATURAL, AND COMPLICATED LABOR, WITH COMMENTARIES.

BY ROBERT LEE, M. D., F. R. S., &c.

From the 2d London Edition.

In one royal 12mo. volume, extra cloth, of 238 pages.

More instructive to the juvenile practitioner than a score of systematic works.—*Lancet.*

An invaluable record for the practitioner.—*N. Y. Annalist.*

A storehouse of valuable facts and precedents.—*American Journal of the Medical Sciences.*

CHURCHILL'S MIDWIFERY, BY CONDIE, NEW AND IMPROVED EDITION—(Now Ready.)

ON THE
THEORY AND PRACTICE OF MIDWIFERY.

BY FLEETWOOD CHURCHILL, M. D., &c.

A NEW AMERICAN FROM THE LAST AND IMPROVED ENGLISH EDITION.

EDITED, WITH NOTES AND ADDITIONS,

BY D. FRANCIS CONDIE, M. D.,

Author of a "Practical Treatise on the Diseases of Children," &c.

WITH ONE HUNDRED AND THIRTY-NINE ILLUSTRATIONS.

In one very handsome octavo volume.

In the preparation of the last English edition, from which this is printed, the author has spared no pains, with the desire of bringing it thoroughly up to the present state of obstetric science. The labors of the editor have thus been light, but he has endeavored to supply whatever he has thought necessary to the work, either as respects obstetrical practice in this country, or its progress in Europe since the appearance of Dr. Churchill's last edition. Most of the notes of the former editor, Dr. Huston, have been retained by him, where they have not been embodied by the author in his text. The present edition of the favorite text-book is therefore presented to the profession in the full confidence of its meriting a continuance of the great reputation which it has acquired as a work equally well fitted for the student and practitioner.

To bestow praise on a book that has received such marked approbation would be superfluous. We need only say, therefore, that if the first edition was thought worthy of a favorable reception by the medical public, we can confidently affirm that this will be found much more so. The lecturer, the practitioner, and the student may all have recourse to its pages, and derive from their perusal much interest and instruction in everything relating to theoretical and practical midwifery.—*Dublin Quarterly Journal of Medical Science.*

A work of very great merit, and such as we can confidently recommend to the study of every obstetric practitioner.—*London Medical Gazette.*

This is certainly the most perfect system extant. It is the best adapted for the purposes of a text-book, and that which he whose necessities confine him to one book, should select in preference to all others.—*Southern Medical and Surgical Journal.*

The most popular work on Midwifery ever issued from the American press.—*Charleston Medical Journal.*

Certainly, in our opinion, the very best work on the subject which exists.—*N. Y. Annalist.*

Were we reduced to the necessity of having but one work on Midwifery, and permitted to choose, we would unhesitatingly take Churchill.—*Western Medical and Surgical Journal.*

It is impossible to conceive a more useful and elegant Manual than Dr. Churchill's Practice of Midwifery.—*Provincial Medical Journal.*

No work holds a higher position, or is more deserving of being placed in the hands of the tyro, the advanced student, or the practitioner.—*Medical Examiner.*

RAMSBOTHAM ON PARTURITION.

**THE PRINCIPLES AND PRACTICE OF
OBSTETRIC MEDICINE AND SURGERY,**

In reference to the Process of Parturition.

BY FRANCIS H. RAMSBOTHAM, M. D.,

Physician to the Royal Maternity Charity, &c. &c.

FIFTH AMERICAN FROM THE LAST LONDON EDITION.

Illustrated with One Hundred and Forty-eight Figures on Fifty-five Lithographic Plates.

In one large and handsomely printed volume, imperial octavo, with 520 pages.

From Professor Hodge, of the University of Pennsylvania.

To the American public, it is most valuable, from its intrinsic undoubted excellence, and as being the best authorized exponent of British Midwifery. Its circulation will, I trust, be extensive throughout our country.

We recommend the student, who desires to master this difficult subject with the least possible trouble, to possess himself at once of a copy of this work.—*American Journal of the Medical Sciences.*

It stands at the head of the long list of excellent obstetric works published in the last few years in Great Britain, Ireland, and the Continent of Europe. We consider this book indispensable to the library of every physician engaged in the practice of Midwifery.—*Southern Medical and Surgical Journal.*

When the whole profession is thus unanimous in placing such a work in the very first rank as regards the extent and correctness of all the details of the theory and practice of so important a branch of learning, our commendation or condemnation would be of little consequence; but, regarding it as the most useful of all works of the kind, we think it but an act of justice to urge its claims upon the profession.—*N. O. Med. Journal.*

We are disposed to place it first on the list of the numerous publications that have appeared on this subject; for there is none within our knowledge that displays in so clear and forcible a manner every step in the process, and that, too, under all imaginable circumstances.—*N. Y. Journal of Medicine.*

DEWEES'S MIDWIFERY.

A COMPREHENSIVE SYSTEM OF MIDWIFERY.

ILLUSTRATED BY OCCASIONAL CASES AND MANY ENGRAVINGS.

BY WILLIAM P. DEWEES, M. D.

Tenth Edition, with the Author's last Improvements and Corrections. In one octavo volume, of 600 pages.

PEREIRA'S MATERIA MEDICA.

NEW EDITION, GREATLY IMPROVED AND ENLARGED—(Nearly Ready.)

**THE ELEMENTS
OF MATERIA MEDICA AND THERAPEUTICS.**

COMPREHENDING THE NATURAL HISTORY, PREPARATION, PROPERTIES, COMPOSITION,
EFFECTS, AND USES OF MEDICINES.

BY JONATHAN PEREIRA, M. D., F. R. S. AND L. S.

Third American from the Third and Enlarged London Edition.

WITH ADDITIONAL NOTES AND OBSERVATIONS BY THE AUTHOR.

EDITED BY JOSEPH CARSON, M. D.,

Professor of Materia Medica and Pharmacy in the University of Pennsylvania.

In two very large volumes, on small type, with about four hundred illustrations.

The third London edition of this great work has been thoroughly revised and greatly enlarged by the author, who has spared no pains to render it complete in every part, by the addition of a very large amount of matter and the introduction of many new illustrations. The present American edition, however, in addition to this, will not only enjoy the advantages of a careful and accurate superintendence by the editor, but will also embody the additions suggested by a further revision by the author, expressly for this country, embracing the most recent discoveries, and the results of several pharmacopœias which have appeared since the publication of part of the London edition. The notes of the American editor will be prepared with reference to the new edition of the United States Pharmacopœia, and will contain such matter generally as may be required to adapt it fully to the wants of the American student and practitioner, as well as such recent investigations and discoveries as may have escaped the attention of the author. The profession may therefore rely on being able to procure a work which will not only maintain but increase its right to the appellation of

AN ENCYCLOPÆDIA OF MATERIA MEDICA AND THERAPEUTICS.

We shall only remark that every article bears witness to the industry and indefatigable research of the author. Instead of being merely the elements of materia medica, it constitutes a complete encyclopædia of this important subject. The student of physiology, pathology, chemistry, botany, and natural history, will find herein the most recent facts and discoveries in his favorite branch of study, and the medical practitioner will have in this work a safe guide for the administration and employment of medicines.—*London Medical Gazette.*

The present edition (the third) is very much enlarged and improved, and includes the latest discoveries and views respecting medicines and their properties. We believe that this work has no equal in value as book of reference, or of general information on materia medica.—*The Lancet.*

ROYLE'S MATERIA MEDICA.

MATERIA MEDICA AND THERAPEUTICS;

INCLUDING THE

Preparations of the Pharmacopœias of London, Edinburgh, Dublin, and of the United States.

WITH MANY NEW MEDICINES.

BY J. FORBES ROYLE, M. D., F. R. S.,

Professor of Materia Medica and Therapeutics, King's College, London, &c. &c.

EDITED BY JOSEPH CARSON, M. D.,

Professor of Materia Medica and Pharmacy in the University of Pennsylvania.

WITH NINETY-EIGHT ILLUSTRATIONS.

In one large octavo volume, of about seven hundred pages.

Being one of the most beautiful Medical works published in this country.

This work is, indeed, a most valuable one, and will fill up an important vacancy that existed between Dr. Pereira's most learned and complete system of Materia Medica, and the class of productions on the other extreme, which are necessarily imperfect from their small extent.—*British and Foreign Medical Review.*

POCKET DISPENSATORY AND FORMULARY.

A DISPENSATORY AND THERAPEUTICAL REMEMBRANCER. Comprising the entire lists of Materia Medica, with every Practical Formula contained in the three British Pharmacopœias. With relative Tables subjoined, illustrating by upwards of six hundred and sixty examples, the Extemporaneous Forms and Combinations suitable for the different Medicines. By JOHN MAYNE, M. D., L. R. C. S., EDIN., &c. &c. Edited, with the addition of the formulæ of the United States Pharmacopœia, by R. EGLESFELD GRIFFITH, M. D. In one 12mo. volume, of over three hundred large pages.

The neat typography, convenient size, and low price of this volume, recommend it especially to physicians, apothecaries, and students in want of a pocket manual.

THE THREE KINDS OF COD-LIVER OIL,

Comparatively considered, with their Chemical and Therapeutic Properties, by L. J. DE JONGH, M. D. Translated, with an Appendix and Cases, by EDWARD CAREY, M. D. To which is added an article on the subject from "Dunlison on New Remedies." In one small 12mo. volume, extra cloth.

NEW UNIVERSAL FORMULARY.—(Just Issued.)

A UNIVERSAL FORMULARY,CONTAINING THE
METHODS OF PREPARING AND ADMINISTERING
OFFICINAL AND OTHER MEDICINES.

THE WHOLE ADAPTED TO PHYSICIANS AND PHARMACEUTISTS

BY R. EGLESFELD GRIFFITH, M. D.,

Author of "American Medical Botany," &c.

In one large octavo volume of 568 pages, double columns.

In this work will be found not only a very complete collection of formulæ and pharmaceutical processes, collected with great care from the best modern authorities of all countries, but also a vast amount of important information on all collateral subjects. To insure the accuracy so necessary to a work of this nature, the sheets have been carefully revised by Dr. Robert Bridges, while Mr. William Procter, Jr., has contributed numerous valuable formulæ, and useful suggestions.

The want of a work like the present has long been felt in this country, where the physician and apothecary have hitherto had access to no complete collection of formulas, gathered from the pharmacopœias and therapeutists of all nations. Not only has this desideratum been thoroughly accomplished in this volume, but it will also be found to contain a very large number of recipes for empirical preparations, valuable to the apothecary and manufacturing chemist, the greater part of which have hitherto not been accessible in this country. It is farther enriched with accurate tables of the weights and measures of Europe; a vocabulary of the abbreviations and Latin terms used in Pharmacy; rules for the administration of medicines; directions for officinal preparations; remarks on poisons and their antidotes; with various tables of much practical utility. To facilitate reference to the whole, extended indices have been added, giving to the work the advantages of both alphabetical and systematic arrangement.

To show the variety and importance of the subjects treated of, the publishers subjoin a very condensed

SUMMARY OF THE CONTENTS, IN ADDITION TO THE FORMULARY PROPER, WHICH EXTENDS TO BETWEEN THREE AND FOUR HUNDRED LARGE DOUBLE-COLUMNED PAGES.

PREFACE.

INTRODUCTION.

WEIGHTS AND MEASURES.

Weights of the United States and Great Britain.—
Foreign Weights.—Measures.

SPECIFIC GRAVITY.

TEMPERATURES FOR CERTAIN PHARMACEUTICAL OPERATIONS.

HYDROMETRICAL EQUIVALENTS.

SPECIFIC GRAVITIES OF SOME OF THE PREPARATIONS OF THE PHARMACOPŒIAS.

RELATION BETWEEN DIFFERENT THERMOMETRICAL SCALES.

EXPLANATION OF PRINCIPAL ABBREVIATIONS USED IN FORMULÆ.

VOCABULARY OF WORDS EMPLOYED IN PRESCRIPTIONS.

OBSERVATIONS ON THE MANAGEMENT OF THE SICK ROOM.

Ventilation of the Sick room.—Temperature of the Sick room.—Cleanliness in the Sick room.—Quiet in the Sick room.—Examination and Preservation of the Excretions.—Administration of Medicine.—Furniture of a Sick room.—Proper use of Utensils for Evacuations.

DOSES OF MEDICINES.

Age.—Sex.—Temperament.—Idiosyncrasy.—Habit.—State of the System.—Time of day.—Intervals between Doses.

RULES FOR ADMINISTRATION OF MEDICINES.

Acids.—Antacids.—Antilithics and Lithontriptics. Antispasmodics.—Anthelmintics.—Cathartics.—Enemata.—Suppositories.—Demulcents or Emollients.—Diaphoretics.—Diluents.—Diuretics.—Emetics.—Emmenagogues.—Epispastics.—Erythines.—Escharotics.—Expectorants.—Narcotics.—Refrigerants.—Sedatives.—Sialagogues.—Stimulants.—Tonics.

MANAGEMENT OF CONVALESCENCE AND RELAPSES.

DIETETIC PREPARATIONS NOT INCLUDED AMONG THE PREVIOUS PRESCRIPTIONS.

LIST OF INCOMPATIBLES.

POSOLOGICAL TABLES OF THE MOST IMPORTANT MEDICINES.

TABLE OF PHARMACEUTICAL NAMES WHICH DIFFER IN THE U. STATES AND BRITISH PHARMACOPŒIAS.

OFFICINAL PREPARATIONS AND DIRECTIONS.

INTERNAL REMEDIES.

Powders.—Pills and Boluses.—Extracts.—Confections. Conserves, Electuaries.—Pulps.—Syrups.—Mellites or Honeys.—Infusions.—Decoctions.—Tinctures.—Wines.—Vinegars.—Mixtures. Medicated Waters.—Distilled, Essential, or Volatile Oil.—Fixed Oils and Fats.—Alkaloids.—Spirits.—Troches or Lozenges.—Inhalations.

EXTERNAL REMEDIES.

Baths.—Cold Bath.—Cool Bath.—Temperate Bath.—Tepid Bath.—Warm Bath.—Hot Bath.—Shower Bath.—Local Baths.—Vapor Bath.—Warm Air Bath.—Douches.—Medicated Baths.—Affusion.—Sponging.—Fomentations.—Cataplasms, or Poultices.—Lotions, Liniments, Embrocations.—Vesicatories, or Blisters.—Issues.—Setons.—Ointments.—Cerates.—Plasters.—Fumigations.

BLOOD-LETTING.

General Blood-Letting.—Venesection.—Arteriotomy.—Topical Blood-Letting.—Cupping.—Leeching.—Scarifications.

POISONS.

INDEX OF DISEASES AND THEIR REMEDIES.

INDEX OF PHARMACEUTICAL AND BOTANICAL NAMES

GENERAL INDEX.

From the condensed summary of the contents thus given it will be seen that the completeness of this work renders it of much practical value to all concerned in the prescribing or dispensing of medicines.

GRIFFITH'S MEDICAL FORMULARY—(Continued.)

From a vast number of commendatory notices, the publishers select a few.

A valuable acquisition to the medical practitioner, and a useful book of reference to the apothecary on numerous occasions.—*American Journal of Pharmacy.*

Dr. Griffith's Formulary is worthy of recommendation, not only on account of the care which has been bestowed on it by its estimable author, but for its general accuracy, and the richness of its details.—*Medical Examiner.*

Most cordially we recommend this Universal Formulary, not forgetting its adaptation to druggists and apothecaries, who would find themselves vastly improved by a familiar acquaintance with this every-day book of medicine.—*The Boston Medical and Surgical Journal.*

Pre-eminent among the best and most useful compilations of the present day will be found the work before us, which can have been produced only at a very great cost of thought and labor. A short description will suffice to show that we do not put too high an estimate on this work. We are not cognizant of the existence of a parallel work. Its value will be apparent to our readers from the sketch of its contents above given.

We strongly recommend it to all who are engaged either in practical medicine, or more exclusively with its literature.—*London Medical Gazette.*

A very useful work, and a most complete compendium on the subject of materia medica. We know of no work in our language, or any other, so comprehensive in all its details.—*London Lancet.*

The vast collection of formulæ which is offered by the compiler of this volume, contains a large number which will be new to English practitioners, some of them from the novelty of their ingredients, and others from the unaccustomed mode in which they are combined; and we doubt not that several of these might be advantageously brought into use. The authority for every formula is given, and the list includes a very numerous assemblage of Continental, as well as of British and American writers of repute. It is, therefore, a work to which every practitioner may advantageously resort for hints to increase his stock of remedies and of forms of prescription.

The other indices facilitate reference to every article in the "Formulary;" and they appear to have been drawn up with the same care as that which the author has evidently bestowed on every part of the work.—*The British and Foreign Medico-Chirurgical Review.*

The work before us is all that it professes to be, viz.: "a compendious collection of formulæ and pharmaceutical processes." It is such a work as was much needed, and should be in the hands of every practitioner who is in the habit of compounding medicines.—*Pennsylvania Medical Journal.*

This seems to be a very comprehensive work, so far as the range of its articles and combinations is concerned, with a commendable degree of brevity and condensation in their explanation.

It cannot fail to be a useful and convenient book of reference to the two classes of persons to whom it particularly commends itself in the title-page.—*The N. W. Medical and Surgical Journal.*

It contains so much information that we very cheerfully recommend it to the profession.—*Charleston Medical Journal.*

To the more advanced practitioner, it affords occasional assistance in reminding him of combinations which have stood the test of time, and in which experience has shown some superiority of the associated means over their simple and unconnected application. The pharmacist will also find advantages in its possession, in the positions in which he is frequently placed, either in the demands of his occupation for judicious formulæ, or prescription of particular combinations under unusual or unfamiliar conventional names, in the extraction of various active principles, of vegetable origin, and in the production of those chemical compounds which, by choice or necessity, he may deem advisable to prepare for himself.

The sources from which the formulæ have been derived are appended to each formula, and are very numerous, embracing names of high reputation in medical and pharmaceutical science, the former giving authority for the rational constitution of the formulæ and their applicability to particular states or stages of disease, and the latter the eligibility of the processes and pharmaceutical preparations which they have recommended.—*The American Journal of the Medical Sciences.*

Well adapted to supply the actual wants of a numerous and varied class of persons.—*N. Y. Journal of Medicine.*

CHRISTISON & GRIFFITH'S DISPENSATORY.—(A New Work.)

A DISPENSATORY,

OR, COMMENTARY ON THE PHARMACOPŒIAS OF GREAT BRITAIN AND THE UNITED STATES: COMPRISING THE NATURAL HISTORY, DESCRIPTION, CHEMISTRY, PHARMACY, ACTIONS, USES, AND DOSES OF THE ARTICLES OF THE MATERIA MEDICA.

BY ROBERT CHRISTISON, M. D., V. P. R. S. E.,

President of the Royal College of Physicians of Edinburgh; Professor of Materia Medica in the University of Edinburgh, etc.

Second Edition, Revised and Improved,

WITH A SUPPLEMENT CONTAINING THE MOST IMPORTANT NEW REMEDIES.

WITH COPIOUS ADDITIONS,

AND TWO HUNDRED AND THIRTEEN LARGE WOOD ENGRAVINGS.

BY R. EGLESFELD GRIFFITH, M. D.,

Author of "A Medical Botany," etc.

In one very large and handsome octavo volume, of over one thousand closely printed pages,

With numerous Wood-cuts.

BEAUTIFULLY PRINTED ON FINE WHITE PAPER.

Presenting an immense quantity of matter at an unusually low price.

It is enough to say that it appears to us as perfect as a Dispensatory, in the present state of pharmaceutical science, could be made.—*The Western Journal of Medicine and Surgery.*

DUNGLISON'S THERAPEUTICS.
NEW AND IMPROVED EDITION.—(Just Issued.)

GENERAL THERAPEUTICS AND MATERIA MEDICA;

ADAPTED FOR A MEDICAL TEXT-BOOK,

BY ROBLEY DUNGLISON, M. D.,

Professor of Institutes of Medicine, &c., in Jefferson Medical College; Late Professor of *Materia Medica*, &c. in the Universities of Maryland and Virginia, and in Jefferson Medical College.

FOURTH EDITION, MUCH IMPROVED.

With One Hundred and Eighty-two Illustrations.

In two large and handsomely printed octavo volumes.

The present edition of this standard work has been subjected to a thorough revision both as regards style and matter, and has thus been rendered a more complete exponent than heretofore of the existing state of knowledge on the important subjects of which it treats. The favor with which the former editions have everywhere been received seemed to demand that the present should be rendered still more worthy of the patronage of the profession, and of the medical student in particular, for whose use more especially it is proposed; while the number of impressions through which it has passed has enabled the author so to improve it as to enable him to present it with some degree of confidence as well adapted to the purposes for which it is intended. In the present edition, the remedial agents of recent introduction have been inserted in their appropriate places; the number of illustrations has been greatly increased, and a copious index of diseases and remedies has been appended, improvements which can scarcely fail to add to the value of the work to the therapeutical inquirer.

The publishers, therefore, confidently present the work as it now stands to the notice of the practitioner as a trustworthy book of reference, and to the student, for whom it was more especially prepared, as a full and reliable text-book on General Therapeutics and *Materia Medica*.

Notwithstanding the increase in size and number of illustrations, and the improvements in the mechanical execution of the work, its price has not been increased.

In this work of Dr. Dunglison, we recognize the same untiring industry in the collection and embodying of facts on the several subjects of which he treats, that has heretofore distinguished him, and we cheerfully point to these volumes, as two of the most interesting that we know of. In noticing the additions to this, the fourth edition, there is very little in the periodical or annual literature of the profession, published in the interval which has elapsed since the issue of the first, that has escaped the careful search of the author. As a book for reference, it is invaluable.—*Charleston Med. Journal and Review*.

It may be said to be the work now upon the subjects upon which it treats.—*Western Lancet*.

As a text book for students, for whom it is particularly designed, we know of none superior to it.—*St. Louis Medical and Surgical Journal*.

It purports to be a new edition, but it is rather a new book, so greatly has it been improved both in the amount and quality of the matter which it contains.—*N. O. Medical and Surgical Journal*.

We bespeak for this edition from the profession an increase of patronage over any of its former ones, on account of its increased merit.—*N. Y. Journal of Medicine*.

We consider this work unequalled.—*Boston Med. and Surg. Journal*.

NEW AND MUCH IMPROVED EDITION—Brought up to 1851.—(Now Ready.)

NEW REMEDIES,
WITH FORMULÆ FOR THEIR ADMINISTRATION.

BY ROBLEY DUNGLISON, M. D.,

PROFESSOR OF THE INSTITUTES OF MEDICINE, ETC. IN THE JEFFERSON MEDICAL COLLEGE OF PHILADELPHIA.

Sixth Edition, with extensive Additions.

In one very large octavo volume, of over seven hundred and fifty pages.

The fact that this work has rapidly passed to a SIXTH EDITION is sufficient proof that it has supplied a desideratum to the profession in presenting them with a clear and succinct account of all new and important additions to the *materia medica*, and novel applications of old remedial agents. In the preparation of the present edition, the author has shrunk from no labor to render the volume worthy of a continuance of the favor with which it has been received, as is sufficiently shown by the increase of about one hundred pages in the size of the work. The necessity of such large additions arises from the fact that the last few years have been rich in valuable gifts to Therapeutics; and amongst these, ether, chloroform, and other so called anesthetics, are worthy of special attention. They have been introduced since the appearance of the last edition of the "NEW REMEDIES." Other articles have been proposed for the first time, and the experience of observers has added numerous interesting facts to our knowledge of the virtues of remedial agents previously employed.

The therapeutical agents now first admitted into this work, some of which have been newly introduced into pharmacology, and the old agents brought prominently forward with novel applications, and which may consequently be regarded as *New Remedies*, are the following:—*Adansonia digitata*, *Benzoate of Ammonia*, *Valerianate of Bismuth*, *Sulphate of Cadmium*, *Chloroform*, *Collodion*, *Cantharidal Collodion*, *Cotyledon Umbilicus*, *Sulphuric Ether*, *Strong Chloric Ether*, *Compound Ether*, *Hura Braziliensis*, *Iberis Amara*, *Iodic Acid*, *Iodide of Chloride of Mercury*, *Powdered Iron*, *Citrate of Magnetic Oxide of Iron*, *Citrate of Iron and Magnesia*, *Sulphate of Iron and Alumina*, *Tannate of Iron*, *Valerianate of Iron*, *Nitrate of Lead*, *Lemon Juice*, *Citrate of Magnesia*, *Salts of Manganese*, *Oleum Cadinum*, *Arsenite of Quinia*, *Hydriodate of Iron and Quinia*, *Sanicula Marilandica*, and *Sumbul*.

MOHR, REDWOOD, AND PROCTER'S PHARMACY.—Just Issued.

PRACTICAL PHARMACY.

COMPRISING THE ARRANGEMENTS, APPARATUS, AND MANIPULATIONS OF THE PHARMACEUTICAL SHOP AND LABORATORY.

BY FRANCIS MOHR, Ph. D.,

Assessor Pharmacie of the Royal Prussian College of Medicine, Coblenz;

AND THEOPHILUS REDWOOD,

Professor of Pharmacy in the Pharmaceutical Society of Great Britain.

EDITED, WITH EXTENSIVE ADDITIONS, BY PROFESSOR WILLIAM PROCTER,
Of the Philadelphia College of Pharmacy.

In one handsomely printed octavo volume, of 570 pages, with over 500 engravings on wood.

To physicians in the country, and those at a distance from competent pharmacutists, as well as to apothecaries, this work will be found of great value, as embodying much important information which is to be met with in no other American publication.

After a pretty thorough examination, we can recommend it as a highly useful book, which should be in the hands of every apothecary. Although no instruction of this kind will enable the beginner to acquire that practical skill and readiness which experience only can confer, we believe that this work will much facilitate their acquisition, by indicating means for the removal of difficulties as they occur, and suggesting methods of operation in conducting pharmaceutic processes which the experimenter would only hit upon after many unsuccessful trials; while there are few pharmacutists, of however extensive experience, who will not find in it valuable hints that they can turn to use in conducting the affairs of the shop and laboratory. The mechanical execution of the work is in a style of unusual excellence. It contains about five hundred and seventy large octavo pages, handsomely printed on good paper, and illustrated by over five hundred remarkably well-executed wood-cuts of chemical and pharmaceutic apparatus. It comprises the whole of Mohr and Redwood's book, as published in London, rearranged and classified by the American editor, who has added much valuable new matter, which has increased the size of the book more than one-fourth, including about one hundred additional wood-cuts.—*The American Journ. of Pharmacy*.

It is a book, however, which will be in the hands of almost every one who is much interested in pharmaceutic operations, as we know of no other publication so well calculated to fill a void long felt.—*The Medical Examiner*.

The country practitioner who is obliged to dispense his own medicines, will find it a most valuable assistant.—*Monthly Journal and Retrospect*.

The book is strictly practical, and describes only manipulations or methods of performing the numerous processes the pharmacist has to go through, in the preparation and manufacture of medicines, together with all the apparatus and fixtures necessary thereto. On these matters, this work is very full and complete, and details, in a style uncommonly clear and lucid, not only the more complicated and difficult processes, but those not less important ones, the most simple and common. The volume is an octavo of five hundred and seventy-six pages. It is elegantly illustrated with a multitude of neat wood engravings, and is unexceptionable in its whole typographical appearance and execution. We take great satisfaction in commending this so much needed treatise, not only to those for whom it is more specially designed, but to the medical profession generally—to every one, who, in his practice, has occasion to prepare, as well as administer medical agents.—*Buffalo Medical Journal*.

NEW AND COMPLETE MEDICAL BOTANY.**MEDICAL BOTANY;**

OR, A DESCRIPTION OF ALL THE MORE IMPORTANT PLANTS USED IN MEDICINE, AND OF THEIR PROPERTIES, USES, AND MODES OF ADMINISTRATION.

BY R. EGLESFELD GRIFFITH, M. D., &c. &c.

In one large 8vo. vol. of 704 pages, handsomely printed, with nearly 350 illustrations on wood.

One of the greatest acquisitions to American medical literature. It should by all means be introduced at the very earliest period, into our medical schools, and occupy a place in the library of every physician in the land.—*Southwestern Medical Advocate*.

Admirably calculated for the physician and student—we have seen no work which promises greater advantages to the profession.—*N. O. Medical and Surgical Journal*.

One of the few books which supply a positive deficiency in our medical literature.—*Western Lancet*.

We hope the day is not distant when this work will not only be a text-book in every medical school and college in the Union, but find a place in the library of every private practitioner.—*N. Y. Journ. of Medicine*.

ELLIS'S MEDICAL FORMULARY.—Improved Edition.**THE MEDICAL FORMULARY:**

BEING A COLLECTION OF PRESCRIPTIONS, DERIVED FROM THE WRITINGS AND PRACTICE OF MANY OF THE MOST EMINENT PHYSICIANS OF AMERICA AND EUROPE.

To which is added an Appendix, containing the usual Dietetic Preparations and Antidotes for Poisons.

THE WHOLE ACCOMPANIED WITH A FEW BRIEF PHARMACEUTIC AND MEDICAL OBSERVATIONS.

BY BENJAMIN ELLIS, M. D.

NINTH EDITION, CORRECTED AND EXTENDED, BY SAMUEL GEORGE MORTON, M. D.

In one neat octavo volume of 268 pages.

CARPENTER ON ALCOHOLIC LIQUORS.—(A New Work.)

A Prize Essay on the Use of Alcoholic Liquors in Health and Disease. By William B. Carpenter, M. D., author of "Principles of Human Physiology," &c. In one 12mo. volume.

NEW AND IMPROVED EDITION—(Just Issued.)

**ELEMENTARY CHEMISTRY,
THEORETICAL AND PRACTICAL.**

BY GEORGE FOWNES, PH. D.,

Chemical Lecturer in the Middlesex Hospital Medical School, &c. &c.

WITH NUMEROUS ILLUSTRATIONS.

THIRD AMERICAN, FROM A LATE LONDON EDITION. EDITED, WITH ADDITIONS,

BY ROBERT BRIDGES, M. D.,

Professor of General and Pharmaceutical Chemistry in the Philadelphia College of Pharmacy, &c. &c.

In one large/royal 12mo. vol., of over 500 pages, with about 180 wood-cuts, sheep or extra cloth.

At the time of his death, Professor Fownes had just completed the revision of this work for his third edition, and, at his request, Dr. H. Bence Jones undertook the office of seeing it through the press, and making such additions in the department of Animal Chemistry as were rendered necessary by the numerous discoveries daily making in that branch of the science. The task of the American editor, therefore, has merely been to add such new matter as may since have appeared, and to adapt the whole to the wants of the American student, by appending in the form of notes such points of interest as would be calculated to retain the position which the original has so justly obtained, and to maintain it on an equality with the rapid advance of chemical science. It will, therefore, be found considerably enlarged and greatly improved. Notwithstanding its increase in size, it has been kept at its former extremely low price, and may now be considered as one of the

CHEAPEST TEXT-BOOKS ON CHEMISTRY NOW EXTANT.

The work of Dr. Fownes has long been before the public, and its merits have been fully appreciated as the best text-book on Chemistry now in existence. We do not, of course, place it in a rank superior to the works of Brande, Graham, Turner, Gregory, or Gmelin, but we say that, as a work for students, it is preferable to any of them.—*London Journal of Medicine.*

The rapid sale of this Manual evinces its adaptation to the wants of the student of chemistry, whilst the well known merits of its lamented author have constituted a guarantee for its value, as a faithful exposition of the general principles and most important facts of the science to which it professes to be an introduction.

We have only to add, that Dr. Bence Jones appears to have performed his editorial task most thoroughly, the want of the author's final supervision being nowhere discoverable.—*The British and Foreign Medical-Chirurgical Review.*

A work well adapted to the wants of the student. It is an excellent exposition of the chief doctrines and facts of modern chemistry, originally intended as a guide to the lectures of the author, corrected by his own hand shortly before his death in 1849 and recently revised by Dr. Bence Jones, who has made some additions to the chapter on animal chemistry. Although not intended to supersede the more extended treatises on chemistry, Professor Fownes' Manual may, we think, be often used as a work of reference, even by those advanced in the study, who may be desirous of refreshing their memory on some forgotten point. The size of the work, and still more the condensed yet perspicuous style in which it is written, absolve it from the charges very properly urged against most manuals termed popular, viz., of omitting details of indispensable importance, of avoiding technical difficulties, instead of explaining them, and of treating subjects of high scientific interest in an unscientific way.—*Edinburgh Monthly Journal of Medical Science.*

BOWMAN'S MEDICAL CHEMISTRY—(Just Issued.)

A PRACTICAL HANDBOOK OF MEDICAL CHEMISTRY.

BY JOHN E. BOWMAN, M. D.

In one neat volume, royal 12mo., with numerous illustrations.

We cannot too highly commend the very elaborate, yet clear and distinct manner, in which the appearances of these fluids, and their variations in disease, are described. To the practitioner, the book is specially recommended, as giving a very clear account of many chemical matters, which must be ever coming before him in his daily practice. Every practitioner, and every student of clinical medicine, should endeavor to enrich his collection of books with Mr. Bowman's little volume.—*London Journal of Medicine.*

Mr. Bowman has succeeded in supplying a desideratum in medical literature: In the little volume before us, he has given a concise but comprehensive account of all matters in chemistry which the man in practice may desire to know.—*Lancet.*

BY THE SAME AUTHOR—(Lately Issued.)

INTRODUCTION TO PRACTICAL CHEMISTRY, Including Analysis.

With Numerous Illustrations. In one neat volume, royal 12mo.

GARDNER'S MEDICAL CHEMISTRY.

MEDICAL CHEMISTRY,

FOR THE USE OF STUDENTS AND THE PROFESSION;

BEING A MANUAL OF THE SCIENCE, WITH ITS APPLICATIONS TO TOXICOLOGY, PHYSIOLOGY, THERAPEUTICS, HYGIENE, &c.

BY D. PEREIRA GARDNER, M. D.

In one handsome royal 12mo. volume, with illustrations.

New Edition, Preparing.—THE ELEMENTS OF CHEMISTRY.

INCLUDING THE APPLICATION OF THE SCIENCE TO THE ARTS. WITH NUMEROUS ILLUSTRATIONS.

BY THOMAS GRAHAM, F. R. S., L. E. & D.

WITH NOTES AND ADDITIONS BY ROBERT BRIDGES, M. D., &c. &c.

SIMON'S ANIMAL CHEMISTRY, with Reference to the Physiology and Pathology of Man. By G. E. DARR. One vol. 8vo., 700 pages.

TAYLOR'S MEDICAL JURISPRUDENCE.
MEDICAL JURISPRUDENCE.

BY ALFRED S. TAYLOR,

SECOND AMERICAN, FROM THE THIRD AND ENLARGED LONDON EDITION.

With numerous Notes and Additions, and References to American Practice and Law.

BY R. E. GRIFFITH, M. D.

In one large octavo volume.

This work has been much enlarged by the author, and may now be considered as the standard authority on the subject, both in England and this country. It has been thoroughly revised, in this edition, and completely brought up to the day with reference to the most recent investigations and decisions. No further evidence of its popularity is needed than the fact of its having, in the short time that has elapsed since it originally appeared, passed to three editions in England, and two in the United States.

We recommend Mr. Taylor's work as the ablest, most comprehensive, and, above all, the most practically useful book which exists on the subject of legal medicine. Any man of sound judgment, who has mastered the contents of Taylor's "Medical Jurisprudence," may go into a court of law with the most perfect confidence of being able to acquit himself creditably.—*Medico-Chirurgical Review*.

The most elaborate and complete work that has yet appeared. It contains an immense quantity of cases lately tried, which entitle it to be considered what Beck was in its day.—*Dublin Medical Journal*.

TAYLOR ON POISONS.

ON POISONS,

IN RELATION TO MEDICAL JURISPRUDENCE AND MEDICINE.

BY ALFRED S. TAYLOR, F. R. S., &c.

EDITED, WITH NOTES AND ADDITIONS, BY R. E. GRIFFITH, M. D.

In one large octavo volume, of 688 pages.

The most elaborate work on the subject that our literature possesses.—*Brit. and For. Medico-Chirur. Review*.
 One of the most practical and trustworthy works on Poisons in our language.—*Western Journal of Med.*
 It contains a vast body of facts, which embrace all that is important in toxicology, all that is necessary to the guidance of the medical jurist, and all that can be desired by the lawyer.—*Medico-Chirurgical Review*.
 It is, so far as our knowledge extends, incomparably the best upon the subject; in the highest degree creditable to the author, entirely trustworthy, and indispensable to the student and practitioner.—*N. Y. Annalist*.

GREGORY ON ANIMAL MAGNETISM—(Now Ready.)

LETTERS TO A CANDID ENQUIRER
ON ANIMAL MAGNETISM.

DESCRIPTION AND ANALYSIS OF THE PHENOMENA. DETAILS OF FACTS AND CASES.

BY WILLIAM GREGORY, M. D., F. R. S. E.,

Professor of Chemistry in the University of Edinburgh, &c.

In one neat volume, royal 12mo., extra cloth.

In this work, the author first considers the objections usually urged against Animal Magnetism, and then proceeds to describe the phenomena generally, as they occur, endeavoring carefully to discriminate between them, so as to assist others in observing for themselves. His chief object is to show that a number of facts really exist, and may easily be observed by all, which, however marvellous they may appear, are yet true, and must be investigated by men of science, in order to ascertain their real nature. The author also endeavors to show that, admitting the existence of the odylie influence, as demonstrated by Baron von Reichenbach, the phenomena of Animal Magnetism, including Clairvoyance, if duly investigated, will admit finally of explanation on purely natural principles. In the Second Part a number of facts and cases are collected, in reference to various parts of the subject, chiefly from the author's own experience and from that of his friends. Most of these cases are entirely new.

TRANSACTIONS OF THE
AMERICAN MEDICAL ASSOCIATION.

VOLUME I. FOR 1848, VOL. II. FOR 1849, VOL. III. FOR 1850.

Large octavo, extra cloth, or paper covers for mailing.

Any volume sold separate, or the whole in sets at a reduced price.

✂ Orders for the supply of Medical Societies should be sent direct to the Treasurer of the Association, Isaac Hays, M. D., care of Blanchard & Lea, with the amount enclosed.

DUNGLISON ON HUMAN HEALTH—HUMAN HEALTH, or the Influence of Atmosphere and Locality, Change of Air and Climate, Seasons, Food, Clothing, Bathing, Exercise, Sleep, &c. &c. &c., on healthy man; constituting Elements of Hygiene. Second edition, with many modifications and additions. By Robley Dunglison, M. D., &c. &c. In one octavo volume of 464 pages.

DUNGLISON'S MEDICAL STUDENT.—The Medical Student, or Aids to the Study of Medicine. Revised and Modified Edition. 1 vol. royal 12mo., extra cloth. 312 pp.

BARTLETT'S PHILOSOPHY OF MEDICINE.—An Essay on the Philosophy of Medical Science. In one handsome 8vo. volume. 312 pp.

BARTLETT ON CERTAINTY IN MEDICINE.—An Inquiry into the Degree of Certainty in Medicine, and into the Nature and Extent of its Power over Disease. In one vol. royal 12mo. 84 pp.

NEW AND ENLARGED EDITION—(Lately Issued.)

MEDICAL LEXICON;A DICTIONARY OF MEDICAL SCIENCE,
CONTAININGCONCISE EXPLANATIONS OF THE VARIOUS SUBJECTS AND TERMS, WITH
THE FRENCH AND OTHER SYNONYMES; NOTICES OF CLIMATE AND
OF CELEBRATED MINERAL WATERS: FORMULÆ FOR VARIOUS
OFFICINAL AND EMPIRICAL PREPARATIONS, ETC.

BY ROBLEY DUNGLISON, M. D., &c.

SEVENTH EDITION,

CAREFULLY REVISED AND GREATLY ENLARGED.

In One very large and beautifully printed Octavo Volume of over Nine Hundred Pages, closely printed in double columns. Strongly bound in leather, with raised bands.

This edition is not a mere reprint of the last. To show the manner in which the author has labored to keep it up to the wants of the day, it may be stated to contain over SIX THOUSAND WORDS AND TERMS more than the fifth edition, embracing altogether satisfactory definitions of

OVER FORTY-FIVE THOUSAND WORDS.

Every means has been employed in the preparation of the present edition, to render its mechanical execution and typographical accuracy in every way worthy its extended reputation and universal use. The size of the page has been enlarged, and the work itself increased more than a hundred pages; the press has been watched with great care; a new font of type has been used, procured for the purpose; and the whole printed on fine clear white paper, manufactured expressly for it. Notwithstanding this marked improvement over all former editions, the price is retained at the original low rate, placing it within the reach of all who may have occasion to refer to its pages, and enabling it to retain the position which it has so long occupied, as

THE STANDARD AMERICAN MEDICAL DICTIONARY.

This most complete medical Lexicon—certainly one of the best works of the kind in the language.—*Charleston Medical Journal.*

The most complete Medical Dictionary in the English language.—*Western Lancet.*

Familiar with nearly all the medical dictionaries now in print, we consider the one before us the most complete, and an indispensable adjunct to every medical library.—*British American Medical Journal.*

Admitted by all good judges, both in this country and in Europe, to be equal, and in many respects superior to any other work of the kind yet published.—*Northwestern Medical and Surgical Journal.*

The most comprehensive and best English Dictionary of medical terms extant.—*Buffalo Med. Journal.*

MANUALS FOR EXAMINATION—(Lately Issued.)

AN ANALYTICAL COMPENDIUMOF THE VARIOUS BRANCHES OF MEDICAL SCIENCE,
FOR THE USE AND EXAMINATION OF STUDENTS.

BY JOHN NEILL, M. D.,

AND

FRANCIS GURNEY SMITH, M. D.,

Forming one very large and handsomely printed volume in royal duodecimo, of over 900 large pages, with about 350 wood engravings, strongly bound in leather, with raised bands.

Taking the work before us, we can certainly say that no one who has not occupied himself with the different scientific treatises and essays that have appeared recently, and has withal a rare memory, could pretend to possess the knowledge contained in it; and hence we can recommend it to such—as well as to students especially—for its general accuracy and adequacy for their purposes; and to the well-informed practitioner to aid him in recalling what may easily have passed from his remembrance. We repeat our favorable impression as to the value of this book, or series of books; and recommend it as decidedly useful to those especially who are commencing the study of their profession.—*The Medical Examiner.*

We have no hesitation in recommending it to students.—*Southern Medical and Surgical Journal.*


We recommend this work especially to the notice of our junior readers.—*London Medical Gazette.*

HOBLYN'S MEDICAL DICTIONARY.**A DICTIONARY OF THE TERMS USED IN MEDICINE
AND THE COLLATERAL SCIENCES.**

BY RICHARD D. HOBLYN, A. M., OXON.

REVISED, WITH NUMEROUS ADDITIONS, FROM THE SECOND LONDON EDITION,
BY ISAAC HAYS, M. D., &c. In one large royal 12mo. volume of 402 pages, double columns.


We cannot too strongly recommend this small and cheap volume to the library of every student and practitioner.—*Medico-Chirurgical Review.*



phy

10

del



NATIONAL LIBRARY OF MEDICINE



NLM 03192291 8