

A treatise on the scarlatina anginosa : or what is vulgarly called the scarlet fever, or canker-rash ; replete with every thing necessary to the pathology and practice, deduced from actual experience and observation / by Calvin Jones, practitioner of physic.

Contributors

Jones, Calvin, 1775-1846.
Croswell, Mackay, 1769-1847
National Library of Medicine (U.S.)

Publication/Creation

Catskill [N.Y.] : Printed by M. Croswell & Co, MDCCXCIV [1794]

Persistent URL

<https://wellcomecollection.org/works/f7277b4v>

License and attribution


This material has been provided by This material has been provided by the National Library of Medicine (U.S.), through the Medical Heritage Library. The original may be consulted at the National Library of Medicine (U.S.) where the originals may be consulted.

This work has been identified as being free of known restrictions under copyright law, including all related and neighbouring rights and is being made available under the Creative Commons, Public Domain Mark.


You can copy, modify, distribute and perform the work, even for commercial purposes, without asking permission.



Wellcome Collection
183 Euston Road
London NW1 2BE UK
T +44 (0)20 7611 8722
E library@wellcomecollection.org
<https://wellcomecollection.org>




UNITED STATES OF AMERICA




FOUNDED 1836

WASHINGTON, D.C.

B19574





312523

A

T R E A T I S E

Sam Ham

ON THE

SCARLATINA ANGINOSA:

OR WHAT IS VULGARLY CALLED THE

S C A R L E T F E V E R,

O R

C A N K E R - R A S H.

REPLETE WITH EVERY THING NECESSARY TO THE

PATHOLOGY AND PRACTICE,

DEDUCED FROM ACTUAL

EXPERIENCE AND OBSERVATION.

BY CALVIN JONES,
PRACTITIONER OF PHYSIC.

CATSKILL: PRINTED BY M. CROSWELL & Co.
M,DCC,XCIV.

THE UNIVERSITY OF CHICAGO

OF THE EAST ASIAN LIBRARY

OF THE UNIVERSITY OF CHICAGO

CHICAGO, ILL.

1960

LIBRARY

OF THE UNIVERSITY OF CHICAGO

CHICAGO, ILL.

CHICAGO, ILL.

P R E F A C E.

OF the Scarlatina Anginosa, now treated of, notes were taken of every occurrence and circumstance worthy of observation ; of which enough is here delivered, both to confirm the doctrines, and to distinguish the disease ; and the concurrence of the whole, presupposed or expressed, gave rise to, and serves as an illustration and confirmation of the Theory and Practice.

In the prosecution of the work, the principles of the great *Brown* have been uniformly adopted ; principles in every respect most exquisite-

C

ly sublime, and which require only to be better known, to be universally received.

The *Scarlatina Anginosa* is here considered differently from what it has been by preceding writers. *Cullen* and *Sydenham*, are vague and erroneous—our countryman, Dr. *Rush* of Philadelphia, is the most consistent on the subject, but he is cursory in his observations; and all have erred in treating varieties of it as distinct diseases.

It may not be amiss here to remark, to those out of the profession, that from the doctrines here delivered, it is evident that no one remedy, or particular set of them, are

promiscuously to be employed in the cure of this disease; which the author thought proper to mention, as *quacks*, ever ready to impose on the credulity of the vulgar, to enhance the pretended merit of their nostrums, have asserted. But prescriptions must be made answerable to the then state and functions of the animal economy, as they depend on the balance of the excitement and excitability, the exact knowledge of which requires much discernment and skill.

Convinced of the justness of the reasoning and observations, and of the success with which the proposed practice

has been attended, inspires the author with a degree of confidence in presenting this performance to the world; and if it proves to be of public utility, to the attainment of which he has aspired, his highest aim will be fully gratified.

*Freehold, County of Albany,
December 10, 1793.*

A

TREATISE, &c.

AS the Scarlatina Anginosa in different states of temperature puts on different appearances, and as it first occurred to my observation in the hot season (August 5, 1793.) I shall therefore first enumerate the symptoms, as they then appeared, and afterwards point out the deviations incident to the cold season, and the mild temperature between those two extremes, and from these may be selected the symptoms common to all.

Soreness of the fauces and tonsils, always ; at the same time, or soon after, an affection of the stomach, with severe nausea, and commonly vomiting, are the symptoms which usher in the disease. The vomiting, if violent, soon abates ; but if moderate, will be of longer continuance. The nausea, if it does not proceed to vomiting, continues for some days. The soreness of the fauces and parotis continues and goes on increasing for several days, generally

to about the fifth or seventh. These parts are sometimes affected with little swelling, but it is often considerable, and in some cases, so great as almost to obstruct respiration, and entirely deglutition. This swelling is greater on one side of the neck than the other, and to me it has appeared, affecting the right side in preference to the other. But whether this is pathognomonic, or merely accidental, I shall not at present determine.

The breath is hot and of a cadaverous smell, and the more so, the greater the debility is. The tongue is for the most part covered with slough. If the excitability is abundant,* and the throat, in consequence, much affected, with little or no eruption, there will be a profuse salivation. There is sometimes a headach, but it is always slight. A constant drowsiness and aversion to exercise immediately succeeds to the vomiting. The pulse is generally high and quick, and if united with any considerable degree of strength, the face will be flushed, and the whole skin will appear florid, and an eruption may easily be discerned, which is attended with violent itching. This eruption commonly appears on the second day; sometimes in a few hours af-

* Which always happens when the excitement is deficient; for when the excitability mounts to any degree of the scale, its cause, deficient excitement, has receded down in the same proportion.

ter the attack ; and again in some cases, not until about the fifth day. When the eruption appears it remains apparent for several days, unless checked by cold or some other debilitating power : and after, or during the recovery of the patient, at an uncertain period, the skin suffers a desquamation of the cuticle, more or less complete, according as the eruption has been in degree.

This disease is sometimes followed by anasarca swellings, and often by ulcerated sores, and not unfrequently both these cases have been found concurring together.

The short duration of the extreme cold * of the first days of November prevented my making sufficient observations of the effect that temperature would produce on this disease. But considering the matter in a philosophical light, we may with propriety suppose its effects to be similar to an excessive degree of heat, † and the few cases which I find in my notes seem further to warrant the opinion.

For several days previous to the first of November, and ever since the 5th, as long as the disease continued, the weather has been of a moderate temperature, * adapted to have an agreeable effect on the

* It is to be regretted that no thermometrical observations could be made.

† See Brown's Elements of Medicine.

senses, and consequently that suited to good health, being a mean between two opposite extremes, during which the disease occurred less frequently, and much less violent. The eruption more certainly appeared, vomiting or nausea seldom occurred, but with the addition of what in warm weather was a slight head-ach, is often at this time very violent and the throat more swelled: This, as shall presently be remarked, happened more especially to adults

The career of the *Scarlatina Anginosa* was stopped about the 12th of November, during a moderate temperature, which had continued for six or seven days; but whether the disease was checked by the temperature in which it disappeared, or by the cold of the first days of November, and whether the subjects in which the disease last appeared were infected by the contagion previous to those days, and remained latent in the body until that time, cannot be ascertained, as we do not know how long the contagion remains in the body, after infection, before the disease makes its appearance; or whether it is alike in all subjects.

The *Scarlatina Anginosa* is of a highly contagious nature, which, in different places, has prevailed in all seasons of the year, and is propagated over the country very slowly. It has two or three years since been

within thirty miles to the eastward of this place, and has been ever since progressively advancing to the westward, and it is but about five months since it first came to my observation, since which its progress to the westward has not exceeded a dozen miles.

This contagion has no effect on some persons who are of an age most subject to it, while I have seen it break out in a family who had no intercourse with any other family for twelve days, who lived half a mile distant from any other person, and who had never been within a mile of any diseased person; here the whole family was affected and with violence.

Children are much more subject to this disease than adults; not one tenth escaping it in the boundaries over which the contagion has spread, in warm weather, and not one third in cold; and in both, not one fourth, and perhaps not one eighth of adults are affected; but in the several temperatures, the proportion of adults to that of children is in the same ratio reversed.

Subjects most liable to a mild disease, are infants under 12 months old; above which age, and below the age of puberty, they are more liable to a violent disease; and above which, until the middle of life, the disease is less violent, but far from being so moderate as in infants.

This affection in those past the vigour and in the decline of life has never occurred to my observation.

Of the *Scarlatina Anginosa* affecting pregnant women, I have seen but one instance: this was in an advanced state of it; the disease was slight, and the recovery good.

When it terminates fatally, it is on the fifth, or between the fifth and ninth, very rarely afterwards, and never sooner* unless the case has been mismanaged, or not managed at all: in the former, by the injudiciality of the practitioner, in adding excitement to a sthenic diathesis, already too much encreased, or what is more commonly the fault of practitioners in allowing it to run into a state of direct debility, or increasing that disposition, for such is its nature, as in the warm weather especially, to usher in the fatal event by inducing a putrescent state of the fluids unless counteracted by a large use of all the stimuli.

Why children are more subject to this disease in warm and hot weather than adults, and in colder weather in a lesser proportion, may merit enquiry: I will hazard a few conjectures in the attempt.

* These remarks refer to my own observation: A lady from New-York informed me, that a child at or near Powles Hook died of this disease in a few hours after having left its play. Dr. Rush has observed, that in Philadelphia there were a few instances of adults who walked about, and even transacted business until a few hours before they died.

1. Not as a conjecture, but as a certainty, I will assert that debility favors the operation of contagions.

2. To an exact and perfect use of all the functions, a mean degree of every stimulant, as heat, light, food, pure air, mental exercise, &c. is required; the excessive or total diminution of either of these will induce debility, and of such a nature, that the addition of the stimulant which caused debility by its deficiency, is requisite for a perfect restoration of health—and not any or all the others, though stimulants, will effect it.

Now to this purpose heat is a stimulant which, applied in excess, will have a disagreeable affect on the senses, and thereby induce debility, as well as by exceeding the bounds of the sthenic diathesis, in the part to which its intensity is immediately applied, which is the skin and lungs, as being external surfaces (without much impairing the functions of the whole) and by which we suppose contagion to be introduced.—Now to apply this doctrine to the case before us, we must observe, that the blood circulates with greater celerity in children than in adults, and consequently generates more heat: this added to the external heat operating on their abundant excitability, which is easily overcome, will shew that contagions operate more certainly in them

than in those whose excitement is now come in balance with the excitability, and will bear a greater degree of heat added, there being less generated in the body; and hence it is why children are more liable to be affected by contagion in warm weather than adults. And to explain the effects of cold on both, all that has been said may be applied with observing, that as adults will bear that degree of heat which would overcome the excitability of children, with the effect only of increasing the energy of their powers, so that what in children would have the effect of producing the disease, would in adults have a contrary effect.

The violence of the *Scarlatina Anginosa* usually depends on debility, where there is no eruption, and with its danger is commonly united a putrescent state of the fluids, and may depend on ultimately excessive excitement; but I have never seen an instance where death happened in consequence of it, though I have seen it so great as to produce morbid effect; but even this is rare.

As in the most favorable cases there is always an eruption, and vice versa, it may merit inquiry whether eruption is necessary to evacuate morbid matter from the blood, or whether that degree of excitement which produced eruption, throw off by the perspiratory pores all or a part of the morbid

matter necessary to be evacuated. Or is it from the stimulants, or to come nearer to the case, the degree of excitement existing during the eruption, that morbid affection is chiefly removed, and the stimulants no more necessary than in any other asthenic affection, or is for the double purposes of producing all these that stimulants in cases of debility are required?

I Judge it to be from both.

The Scarlatina Anginosa, has, under its different appearances, been distinguished as different diseases, and been known by as many appellations. But as these arise from the contagion, they may more properly be denominated the same disease. Although the excitement may be various, and require a variety of treatment, yet, by attending to that circumstance, of such infinite importance, viz. the degrees of excitement, all difficulties may be obviated, and we shall escape the many evils usually attendant on nosological distinctions.*

* Before that blessed discovery lately made of the principles of excitement and excitability, where diseases of the same nature have been widely separated; and those diametrically different, agreeing only in some trifling circumstances, and even those arising from different causes, have been placed together in the same class and order, has had a most baneful influence on the practice of physic.

That great master of the healing art, Dr. Cullen, too servile in imitation, was guilty of this fault. For what can be more similar than the common catarrh and sthenic cynanche, or more different than this latter affection and the cynanche maligna, of his nosology—the first of which he has separated,

As the chief violence of the disease in most cases, and in the cases which I have seen, its danger always depended on a deficiency of tonic power. So the chief and important indication of cure is to restore the tone of the system by all the means in our power.

Notwithstanding the attending debility and the vomiting which commonly ushers in the disease, I have found emetics to be in their use of important consequence. It evacuates foul matter and vitiated bile, which the spontaneous vomiting does not effect; and which it is necessary should be evacuated, from its being powerfully debilitating, and perhaps more so than the emetic itself, and to put the system in proper order to receive stimulants which might otherwise be given without effect, if involved in the gelatinous contents of the *prima via*.

from each other, and the two last joined together? This great man was misled by a contractedness in reasoning, which has ever been a reproach to the annals of medicine; and the glory of discovering and establishing the science of medicine, on demonstrated principles, was reserved for the elevated soul of the illustrious Brown; who, by his astonishing genius, reduced the (hitherto) conjectural art of medicine to a moral certainty, and expunged the old practice, which was taking a wide range of spreading death and destruction among mankind.

While science is studied, the name of Brown will be revered, and while the human heart is grateful, will be transmitted to immortal memory; and physicians of posterity ages innumerable will esteem his day as the birth-day of their science.

If in children a salivation should come on, and the saliva not be ejected but swallowed, as sometimes happens, this circumstance, or other of a similar nature, where morbid matter may be supposed to be collected in the stomach, will countenance the re-exhibition of emetics.

To excite vomiting I prefer emetic tartar, calomel, combined with ipecacuanha, I have employed sundry times upon the authority of Dr. Rush, but in certain cases, presently to be mentioned, it is inadmissible; therefore, on the whole, the former is best.

Of the stimulants, wine and bark are the chief. Of the wines, Madeira and Sherry are the best, and Teneriffe preferable to Port. With these should a strong tincture be extracted from the bark and given in quantities according to the defect of tonic power. In cases of extreme debility, the red bark should be used, and in very large quantities, joined with the use of the most powerful of all the diffusible stimuli.

I have in one instance given upwards of a quart of wine in a day, with a large proportion of bark and the diffusible stimulus, with good and successful effect.

In cases of any considerable debility, bark alone, in substance, is not to be depended on: from circumstances, I am disposed to think it does not yield an equal degree of stimulus in cases of great debility, as it does in lesser

ones: and if I am not mistaken in my experiences, I have been disappointed in expectation of effects which were afterwards produced by the extract, making allowances for the stimulus of the menstruum when stimulant. And what may be less liable to exceptions, is, that bark, in those cases and circumstances, given in any quantities, will have no apparent effect on the system.

Does not the active powers of the bark reside in its resinous part? Is it not necessary that its resinous part should be extracted by a menstruum of some kind or other, previous to exhibition, or by the gastric fluid afterwards in order that it should produce tonic, or if you will, stimulant effect? Is not a certain tone of the stomach necessary to extract this resinous part? And lastly, is not the bark given in substance in cases of extreme debility, a totally, or nearly inert substance with respect to the human body?

But whether the bark given in cases of great debility, yields the same quantity of stimulant operation as it does in other cases—I know for certain the more powerful the more diffusible stimulants are requisite.

When wine is not at hand, I have made use of ardent spirits conjoined with bark, and succeeded in all that could be expected from wine.

Wine or bark singly, will prove of themselves sufficient stimulants in cases of moderate debility, and may safely be depended on, where there is an eruption announced by a violent itching, and where no particular contraindication prevails.

When the atony is great, and the throat in consequence much affected with gangrenous sores; when there is no salivation, or if it has been profuse & suddenly stopped, then it is that calomel ought to be exhibited, which may be done in the quantities of five or six grains in a day, for the double purposes of stimulating the whole system, now laboring under debility, and of promoting the salivation; or if emergencies require a sudden flow of saliva, it may be promoted by applying mercurials to the parotid glands. But when the diathesis is at, or approaching to sthenia, and the throat swelled with an inflammation, then calomel would be improper, and from this circumstance it is, that it has been objected to as an emetic; for let it be evacuated ever so effectually, still its only touching the mouth will be sufficient to affect the salivary glands.

In those head-achs which appeared in the mild temperature, and affected chiefly adults, blisters applied under the ears will most certainly cure them.* The cuticle


* From the obvious good effects of blistering in these cases, I promised myself to make observations sufficient to remove

ought not to be taken off as a too free accession of air renders them liable to be affected with canker.

In children blisters ought not to be applied but with great caution. As the head-ach in them often proceeds to delirium* and the irritation of the blistered places, induces a desire in the patient of scratch-

* I have seen three cases in a degree of violent mania and all of them fatal. A delirium when receding from the sleeping to the watching state, or vice versa, is more common.

a doubt which ever pervaded my mind, with regard to the class of remedies to which they belong, and which has been equally so to all the profession; let their pretensions to certainty be ever so strong, yet we find their ignorance verified in their practice, prescribing blisters in both sthenic and asthenic cases—Hence Brown, in ridicule, has termed them the extreme unction of the art. Those in whom head-achs were relieved by blistering, appeared not to have the excitement greatly deviated from the standard of health, but appeared rather to labour under debility. Two of these patients I visited the same day, affected in the same manner, were relieved from their morbid watching state by the use of opium, after blistering had relieved their head-achs, and after having previously made use of ardent spirits and bark. The third, under the same circumstances and treatment, found an aggravation of the morbid watching by the use of it, and removed by sedative. These and other circumstances nearly similar, have still left me uncertain as to the nature of their effect. Whether in the last the excitement had suddenly mounted up to a sthenic diathesis, or what peculiar circumstance had taken place in any of them, I could not fully determine. If the future observation of such cases occur they shall be attended to with the strictest scrutiny, in hopes that better opportunities and further reflection may elucidate the subject; at present we must be content with remarking, and what indeed is of no small consequence, that we know for certain, blisters will relieve head-achs in the subjects and circumstances mentioned in the text.



ing, who being divested of judgment by the delirium always gives way to, and gratifies that propensity, and as constantly with bad effect.* But in those circumstances in children, or in adults, Glauber's salts ought to be given, and repeated as occasion may require.

When the throat is considerably swelled (especially in adults) the volatile liniment is to be applied—from the liberal use of which, I have always experienced the most salutary effects.

Their drinks ought to be of a stimulant opening kind; The decoction of Seneca snake-root is the best; that of the flowers of camomile and orange-peel is good, and may be sharpened and rendered more grateful by the addition of wine, and wine and water; or sage and hyssop may serve as a substitute for either.

In malignant affections of the fauces, the most detergent gargles ought to be used; the solution of Saccharum saturni in water is best; that of borax, vitr. alb. &c. may be used. In children, where they might be liable to swallow it, the milder ones ought to be used, or the powerful ones applied carefully with a swab, and in lesser quantities. After the patient is cured, and yet in a state of convalescence, a purgative exhibited will commonly prevent dropical

* To wit, canker and great swelling.

swellings, which sometimes follow in consequence of omission, and the more certainly the more violent the disease has been.

For the swellings of the parotid glands which sometimes follow this disease, digestive plasters must be applied, the abscess opened, the pus evacuated, and the ulcer treated according to art.

Sometimes ulcerous sores in various parts of the body, more frequently of the face and head, follow the disease without being preceded by abscess—Goulard's extr. saturni must be applied externally, and a cathartic of sal. mir. glaub. exhibited—this never failed curing.

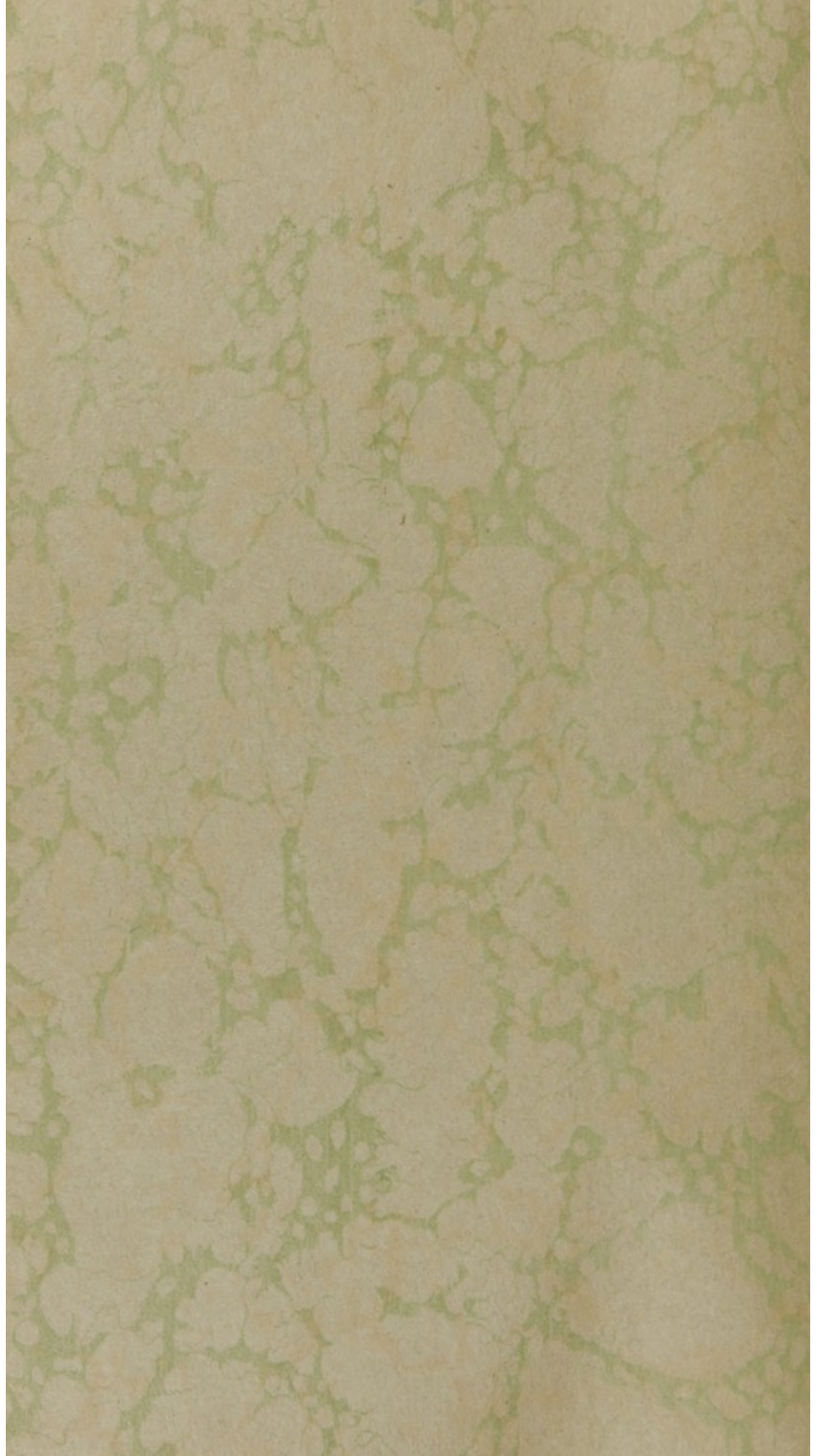
If dropical swellings occur, strong doses of jalap and chrystals of tartar should be given, and a tincture of guaiac.

An universal dropfy sometimes follows this disease; I have never myself seen an instance of it; but an intelligent practitioner lately informed me that he had seen several, the first of which proved fatal without his knowing the disease, but taught by dissection, he afterwards employed jalap and calomel in large doses, frequently repeated, making use, at the same time, of some powerful stimuli, which always proved successful.

The application of cold to valetudinarians, by obstructing the perspiration, has always a dangerous, and sometimes fatal

effect—this evil ought to be strictly guarded against.





Med. Hist.

WZ

270

J77t

1794

<1

★ ★ ARMY ★ ★
MEDICAL LIBRARY

