

Observations on the changes of the air, and the concomitant epidemical diseases in the island of Barbadoes : to which is added, A treatise on the putrid bilious fever, commonly called the yellow fever, and such other diseases as are indigenous or endemial in the West India islands, or in the torrid zone / by William Hillary, M.D. with notes by Benjamin Rush, M.D.

Contributors

Hillary, William, -1763.
Rush, Benjamin, 1746-1813.
Aitken, Jane, 1764-1832
Daniels, Worth B. 1925-2009
Benjamin & Thomas Kite (Firm)
National Library of Medicine (U.S.)

Publication/Creation

Philadelphia : Published by B. & T. Kite, no. 20, N. Third-street, 1811.
([Philadelphia] : Jane Aitken)

Persistent URL

<https://wellcomecollection.org/works/dda8s6we>

License and attribution


This material has been provided by This material has been provided by the National Library of Medicine (U.S.), through the Medical Heritage Library. The original may be consulted at the National Library of Medicine (U.S.) where the originals may be consulted.

This work has been identified as being free of known restrictions under copyright law, including all related and neighbouring rights and is being made available under the Creative Commons, Public Domain Mark.

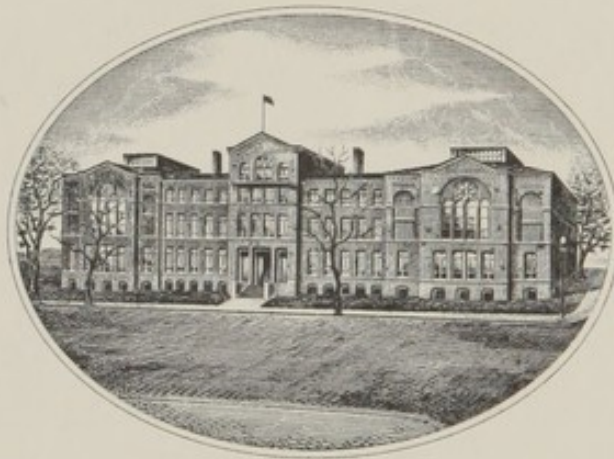
You can copy, modify, distribute and perform the work, even for commercial purposes, without asking permission.

**wellcome
collection**

Wellcome Collection
183 Euston Road
London NW1 2BE UK
T +44 (0)20 7611 8722
E library@wellcomecollection.org
<https://wellcomecollection.org>




NATIONAL LIBRARY OF MEDICINE
Washington



Founded 1836

U. S. Department of Health, Education, and Welfare
Public Health Service





OBSERVATIONS
ON THE
CHANGES OF THE AIR,
AND THE
CONCOMITANT EPIDEMICAL DISEASES
IN THE
ISLAND OF BARBADOES.

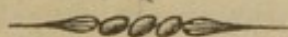
TO WHICH IS ADDED,
A TREATISE ON THE PUTRID BILIOUS FEVER,

COMMONLY CALLED

THE YELLOW FEVER;

*AND SUCH OTHER DISEASES AS ARE INDIGENOUS OR EN-
DEMIAL, IN THE WEST INDIA ISLANDS,
OR IN THE TORRID ZONE.*

BY WILLIAM HILLARY, M. D.



WITH NOTES,

BY

BENJAMIN RUSH, M. D.

*PROFESSOR OF THE INSTITUTES AND PRACTICE OF MEDICINE IN THE UNIVERSITY
OF PENNSYLVANIA.*




PHILADELPHIA:

PUBLISHED BY B. & T. KITE, No. 20, N. THIRD-STREET.

JANE AITKEN, PRINTER.

1811.



DISTRICT OF PENNSYLVANIA, to wit:



BE IT REMEMBERED, that on the twenty-third day of August, in the thirty-sixth year of the independence of the United States of America, A. D. 1811, Benjamin and Thomas Kite, of the said district, have deposited in this office the title of a book, the right whereof they claim as proprietors, in the words following, to wit: "Observations on the changes of the air, and the concomitant epidemical diseases in the island of Barbadoes. To which is added, a Treatise on the putrid bilious fever, commonly called the yellow fever; and such other diseases as are indigenous or endemial, in the West India islands, or in the torrid zone. By William Hillary, M. D. With Notes, by Benjamin Rush, M. D. professor of the institutes and practice of medicine in the University of Pennsylvania."

In conformity to the act of the congress of the United States, intituled, "An Act for the encouragement of learning, by securing the copies of maps, charts and books, to the authors and proprietors of such copies during the times therein mentioned."—And also to the act, entitled, "An Act supplementary to an act, entitled "An Act for the encouragement of learning, by securing the copies of maps, charts, and books, to the authors and proprietors of such copies during the times therein mentioned," and extending the benefits thereof to the arts of designing, engraving, and etching historical and other prints."

D. CALDWELL,
Clerk of the District of Pennsylvania.

DEDICATION.

TO THE STUDENTS OF MEDICINE, IN THE UNIVERSITY OF
PENNSYLVANIA.

Permit me, GENTLEMEN, to conduct you to another of those fountains of practical knowledge in medicine, which have been opened by the history of epidemic diseases.

The physician, to whose patience and labour we are indebted for performing that useful task by means of the following work, was a pupil of the celebrated Dr. Boerhaave, from whom he learned the necessary connection of theory with experience in the practice of physic. It is true, some of the theories he adopted, from his illustrious master, have been discovered to be erroneous, but the facts he has recorded in his history of the weather, and of its effects upon the symptoms, and cure of diseases, will be true, in like circumstances, in all ages and countries, nor will they be affected in their importance or utility by any of the successive revolutions which may take place in the principles of our science.

There is the same difference between the knowledge which is acquired by studying the histories of epidemics, and that which is obtained by reading abstract treatises upon diseases, in their respective influence upon the practice of a

DEDICATION.

physician, that there is between example and precepts in forming a moral character. The latter apply to the understanding only, while the former apply to the understanding and will, so that correct practice becomes, as it were, involuntary in both cases.

The Notes of the Author are distinguished in a few instances by numbers, and in all of them by the usual marks of reference. The Notes of the Editor may be known by numbers only.

With great respect, I am, Gentlemen, your sincere well wisher.

BENJAMIN RUSH.

August 16th, 1811.

PREFACE.

THE following observations on the changes of the air, and variations of the weather, were made in the island of Barbadoes, with care and exactness, and are truly related.

The degrees of the heat or the coolness of the air were observed by Fahrenheit's mercurial thermometer, made at Amsterdam, every morning at or before the rising of the sun, and again between the hours of twelve and one o'clock at noon. And the height of the mercury in the barometer was observed at the same times, though I have only recorded its station at noon; and I should have begun these observations some years sooner, if an accident had not deprived me of my barometer; but if I had known that the variations in it had been so very little, within the torrid zone, as I found them afterwards, I should have made them without it; as the greatest variation in it, in six years time, was never more than four tenths of an inch, viz. from twenty-nine six tenths of an inch high to thirty inches. I also made use of a hygrometer to observe the degrees of moisture and dryness of the air, but found its variations to be so immaterial, except when the rains fell, and were visible to our senses, as not to be worth recording; especially as the quantity of rain which

fell in each month is recorded : but as it is observed that much more rain usually falls in mountainous places, than in flat, low, level countries, and Bridgetown being on a level plain, and they often had rain on the hills when we had little or none; and my worthy and ingenious friend Andrew Dury, whose seat is on the rising hills near the medium between them, having carefully measured the quantities of the rain which fell in each month, for some years, and reduced it into cubic inches and the decimal parts of an inch in its depth; his observations and measurement, where he is situated, may be taken as a medium for the whole island; and he readily obliged me with a table of the quantities of rain which fell in six years, for which I now return him my grateful acknowledgments. And I think that the changes of the air and weather, as well as the quantity of rain falling, may be depended on, as being very exact.

So likewise the succession, as well as the variations of the concomitant epidemical diseases, were as carefully observed in my practice, at the same time, and recorded at the end of each month; that I might if possible observe, how those diseases were either influenced, caused, or changed, by those variations of the weather; which when they were evident, material, or important, I have occasionally observed and remarked; as also such variations, either in the method of curing those diseases, or such alterations in the medicines given, as I found were necessary, and the success they had; all which I have endeavoured carefully to relate. I do not here mean such alterations, either in the methods of cure, or in the medicines, or their doses, as are necessary to be made, in different patients, or different ages and constitutions; as the dif-

ference between a patient who has strong, rigid, and elastic solids, and a dense blood ; and one who has a delicate, slender, or a relaxed weak state of his solids, and a lax, loose, unconnected state of the globules of his blood ; nor the difference between one who has a viscid, sily, or buff like blood, from one who has a lax, putrescent, dissolved state of blood ; for all these different constitutions may possibly have the same epidemical disease, at the same time, but with different symptoms, and may require different methods of cure, both as to the quantity of bleeding and other evacuations, as well as different medicines, though it be the same disease, and arises from the same epidemical cause ; as every judicious physician knows. But I mean such changes in diseases, as arise from the variations in the weather, and either produce different symptoms in the same disease, or such as may determine the morbid matter to a different part of the body ; or lastly, to be carried off by a different critical discharge, than it was before ; all which should be carefully observed by the attending physician, and nature should always be assisted by him, to effect such ways and methods as she indicates and endeavours to do, if it can be done ; these I have endeavoured to observe : as also when those changes in the weather have either put an end to the then reigning epidemical diseases, or have produced some other diseases which did not appear before ; and when these changes were any way considerable, or of any importance, I have taken care to mention them, as well as such changes in the methods of cure, or in the medicines, as I found necessary to be made, especially those which I found to be the most successful.

Though I have given but few or no formulæ or prescriptions, because the same form or prescription can but suit a few patients, or constitutions, without some alterations in them pro re nata; and therefore could not be of much service to such practitioners as are qualified either to prescribe, or administer any medicines; and a prescription to the judicious is unnecessary, because, as the great Hippocrates says, he who knows the disease, knows what is proper to cure it. And as for those who will neither read, nor yet know how to reason on the causes, or the manner of their production of diseases, and yet will boldly practise by rote, and prescribe by guess at a venture, though the life of the patient depends on the right or wrong method of prescribing; I must with the learned and judicious Dr. *Huxam*, seriously advise them, at least to peruse the sixth commandment.

INTRODUCTION.

THAT wise father and prince of physicians, Hippocrates,* advises all physicians to examine and duly consider the situation, air, and the water, used by the people of such cities, or places, as they are called to, or may practise in. It is therefore necessary that I should say something concerning the situation, air, water, &c. of this island, before I give an account of the observations made on the epidemical and endemial diseases in it, at least for the satisfaction of such of my readers as are strangers to it.

Barbadoes is a small island, near 26 miles long, and near 14 broad, situated in the West Indies, in lat. 13 N. and long. 59 W. from London, and is one of the Caribbee Islands. It is most of it pretty high rocky dry land; the soil is usually about two feet deep, in some places less, in others more, and mostly consists of a blackish mould, in some places red. It has but few springs of water, and only one rivulet which deserves that name: no marshy or wet lands of any importance, the whole Island being in general rocky and dry; yet the inhabitants have plenty of good spring-water, by digging into the rock, all over the island, though it is most commonly a little hard: the rock is in general composed of a soft porous white free-

* Hippoc. de Aere, Aquis et Locis.

stone, in some places a lime-stone; in others it consists of brain-stones, astroites, and stalactite concretions. In the north east part of the island there are mun-jack pits, from which the petreoleum, called Barbadoes tar, is gotten, and near them iron ore is found. The air is generally pure, serene, and dry, except in the rainy seasons, but always very warm.

The inhabitants who live temperately, and are prudent in the use of the six non-naturals, if they have tolerable good natural constitutions, live to as great an age as the Europeans. Some have died here lately, who were above a hundred years old; but those who live irregularly, and are too free in the use of vinous and other spirituous liquors, generally hasten their end more expeditiously, than they who live in the same manner in Europe. But I must observe, in justice to and honour of the fair sex, that they all in general are exceeding temperate, and very few or any of them drink any thing but water, and generally live to a good old age. (1)

The Europeans and North Americans, from the colder parts of it, and especially the Britons, when they first come to this or the other West India islands, are, by the great increased heat of the climate, usually not long after their arrival there seized either with a fever, or with a sort of *εχθύματα* efflorescences, which most commonly first appear on the legs, in pretty large hard lumps of a redish colour, which are sometimes as large or larger than a shilling, but of an irregular figure, and itch violently, especially towards night, if they are either rubbed or scratched; and from doing which it is difficult to refrain,

(1) A sedentary life, in which the body is protected from the rays of the sun, may render simple water the most proper drink for the preservation of health, but labour can seldom be sustained for any length of time, in the open air, in a hot climate, without drinks of a more cordial nature. These should be wine and water, diluted malt liquors, or molasses and water with a little vinegar in it; ardent spirits should not be tasted: they render the heat of the sun more insupportable and more injurious to health.

though doing either much increases both the itching and their swelling, and often either rubs the cuticle off, or causes little blisters to rise, and a saltish yellow serum to ooze out, which makes them smart; after which a scurf or scab ensues, which after a few days fall off: these lumps commonly rise on the hands, arms, legs, thighs, neck, and face, and usually continue three, four, or five days, then turn to a yellowish colour, and soon after disappear; but are soon succeeded by others in or near to the same places, and so continue successively for several weeks, or months, in most strangers which come into this hot climate.

These exanthematous eruptions, are vulgarly but erroneously ascribed to the stinging or biting of the musquetoës. It is certain that these insects do bite, and that little lumps or swellings will rise where they bite, but these are neither so large, nor do they usually continue so many hours, as the other lumps do days: these being only the bite of a small insect, which is not more offensive than the bite of the midge in England; whereas the other are efflorescences cast out by nature, or the *vis vitæ*, and proceed from the great increased heat of the climate, which continuing rarifies and expands the circulating fluids, and so exalts, semivolatilises, and alkalis their natural soft, mild, semiamoniacal neutral animal salts, as to render them very acrid, and unfit to pass through the small subcuticular vessels and secretory pores, without obstructing them, and producing those troublesome itching tumours.

Whilst these efflorescences continue, there are also other but smaller eruptive pustulæ, or little red pimples, which arise from the same cause, often come out all over the rest of the body, called *ιδεῶα* by the greeks, *essera* by the Arabians, *sudimina* by the Romans, and the prickly heat by the English, which cause great itching and pricking, as if with small needles: this usually continues several weeks, and in some persons for some months, in the hotter months, and then declines, and causes the cuticle to fall gradually off in small white scales. This prickly heat seizes most of the inhabitants, both natives and strangers, either in a greater or lesser degree, every year during

the hot summer months. It seldom causes any sickness or disorder, except the troublesome itching and pricking, but every one goes about his business with it, as if he was well; unless it be imprudently repelled and struck suddenly in, either by rubbing it with lime juice, vinegar, camphorated spirits, or by washing the body with cold water, which some are so imprudent as to use, to take that troublesome itching and pricking heat off, whereby they have repelled those acrid saline humours into the blood again, when kind nature had thus cast them out, and so have produced a fever, which has sometimes been attended with bad consequences. For going into a cold bath, or the sea, is not so bad or dangerous in this case, as washing the body with cold water is; for though the humour may be repelled, whilst they are in the cold bath, yet the glowing heat which usually follows it, strikes it more effectually out again after, which washing with cold water does not.(2) The best method is to live temperately, use moderate exercise, and encourage the eruption by taking small warm liquids and nourishments, as gruel, tea, coffee, wine whey, broth and plain meats; and to avoid suddenly exposing themselves when warm to a current of cool air, night dews, and damp wet places, and the too freely drinking spirituous liquors, as they increase this as well as inflammatory diseases.

For I have observed, that not only the yellow serum which those little tumours or blisters oose out, but the common sweat, even of persons who are well, when tasted in this hot climate, is so very salt and acrid that it tastes like the salt or spirits of hartshorn mixed with

(2) This remark is founded in reason. The whole system reacts in a regular manner, from the application of cold water and cold air, to every part of the body; but partial reaction, of an irregular morbid nature, takes place from their partial application. The Spaniards in Cuba, Don Ulloa tells us, when partially wetted by a transient shower of rain, prevent fevers by plunging themselves into the first creek or pond of water they meet with. The water, in this case, produces general and healthy reaction.

water in a considerable proportion, which being retained in or repelled into the blood, must attenuate and dissolve it, and stimulate the solids also, and produce not only this depuratory fever, but if continued, the yellow putrid fever or other putrid fevers also.

Moderate bleeding, and a free use of gentle acid antiphlogistics, and sometimes some other evacuations, and encouraging a free diaphoresis, generally takes this fever off; but a great languor and want of spirits and strength, often continue for some time after it. And it is remarkable, that in this hot climate the sick seldom recover from any fever, or other sickness, so soon as they usually do in England, or other colder countries.

Notwithstanding that the air is generally clear and serene, (except in the rainy seasons) yet the heat is generally so great, as never to cause the mercury in Fahrenheit's thermometer to fall lower than seventy degrees, in the coolest mornings, or higher than eighty-six in the day time; yet as the greater degree of heat usually continues eight or nine months in the year, it must greatly relax the animal fibres, especially when it is accompanied with moisture, as in the rainy seasons, and give a putrescent diathesis to the fluids: both which must greatly tend to attenuate and dissolve the circulating fluids; and it is observed that the blood in general is much more lax, loose, and attenuated, even in health here, than it is in England:(3) hence the disposition to putrid fevers and other diseases from thence arising, may be seen. But this last state of the fibres has its advantages in this climate, as well as its disadvantages: for if the fibres were not thus relaxed, but were to continue in that elastic active state, which they are usually in, in colder countries, every extraordinary motion and exercise, accompanied with that great heat, would bring on a fever of the inflammatory kind, with greater or less violence, as

(3) The stimulus of heat, like all other stimuli, weakens the cohesion of the fibrin of the blood, for which reason we rarely see sily blood in very hot weather, in fevers, which notwithstanding, require blood letting to cure them.

these procatarctic causes were greater or less. But let us not imagine, that a general relaxation of the solids attends every one, in the same degree, because the same degree of heat equally affects all; for some are much more relaxed than others from the same cause, and different constitutions differ as much here as they do in England, or elsewhere, though none may have their solids so elastic here, as the same person would have them there.

Having said thus much on the climate, and the effects of the variations of the weather on the human body, I must make some remarks on the customs of the country, particularly on those which do, or may affect the health of the inhabitants.

I am well informed, that it was the custom of the first comers hither, to wrap and swaddle up their new-born infants in linen and flannel in this hot climate, as they did in England, by which it is probable that several of them must have lost their lives innocently and ignorantly; and those who were strong enough to survive it, must have been so relaxed and weakened by it, as to render them weak and sickly a great part of, and some of them all, their life time after. But this practice is, in a good measure left off, though not near so much as it should be; for the midwives and nurses still continue to use a great deal more clothing and wrapping than is proper, and do not use washing and bathing their infants in cold water, near so much as they should, whereby many are rendered sickly, weak, tender, and pale, all, or a great part of their life time after. Whereas, if they used cold bathing in a proper manner, not only to infants, but all others, except the very ancient people, it would greatly contribute not only to brace up and strengthen their relaxed solids, but to prevent all those diseases which arise from thence: and we find that all the eastern warm nations use cold bathing frequently, if not daily, and no doubt have found the benefit of it for many ages past; and if the inhabitants of the West India islands would follow the same practice, they would find the same advantage from it also.

Fashions and custom are two prevailing things, which enslave the greatest part of mankind, though often both

contrary to reason and conveniency, and particularly in our dress: for no doubt but the loose, cool, easy dress of the eastern nations, a thin loose gown or banjan, is much easier, and better fitted for us in the hot climate, than the English dress; and all who have tried both find it so: but such is the influence of fashion and custom, that I have seen many men loaded, and almost half melting, under a thick rich coat and waistcoat, daubed and loaded with gold, on a hot day, scarce able to bear them, little considering how much they injured their constitutions thereby, as well as their being troublesome.

A banjan is the dress of the Mandareens, and at the courts of China, Japan, Indostan, and Persia, and some other courts; and why it may not be so at Barbadoes, and the other hot islands, I see nothing but custom to hinder it: and if any one cannot part with his finery, and thinks the character of a fop preferable to that of a man of sense and honour, he may daub his banjan with as much gold as he pleases. But after all, I think it is the most convenient dress in all hot countries, and the best suited to preserve their ease and health. (4)

I must also say something of exercise, as that, when prudently used, contributes much to the preservation, and in some cases to the restoration of health. But as no rural diversions, such as are used in England, can be followed here, because we have little or no game, and if we had, the country is too hot to pursue them; wherefore riding, walking, and dancing, are the only exercises here used: the two first, when taken in moderation, at suitable hours, viz. mornings and evenings, when the air is a little cooler, do no doubt contribute much both to the preservation and restoration of health in some cases, as also does navigation in some others; but dancing is much too violent an exercise in this hot climate, and many do greatly injure their health by it, and I have known it fatal to some;

(4) The author's remarks upon the propriety of accommodating dress to climate, deserve our attention. Many thousand Europeans, and particularly soldiers, have been sacrificed to the thick and heavy dresses worn in European countries.

neither is it used in the eastern hot countries : but most of the ladies are so excessive fond of it, that say what I will they will dance on.

As to the diseases of this and the other West India islands, there are several both acute and chronical, which are indigenous or endemial in them, and probably to such other countries as are situated within the torrid zone, which are scarce ever seen, and are but little known in England, or the other European nations. I have endeavoured carefully to observe those diseases, and strictly enquired into them, and shall delineate them in such a manner, that they may be known when seen by those who have not seen them before. I have also recommended such methods of cure as I have found to be the most successful, as also the manner of giving those medicines which I have found to be the most efficacious in their cure ; and I have added some formulæ or prescriptions in the second part, for the benefit of such young practitioners as may not be acquainted with the usual method or manner of giving them. But I must observe, that neither these, nor any other formulæ or prescription that can be given, can no more suit all constitutions or cases in the same disease, than one coat can be made to fit all men ; for these must be varied according to the different causes, circumstances, and natures of the symptoms of the disease, as well as to the different ages, strengths, and constitutions of the patient, by the judicious physician, as he may see necessary.

In the first part I have given an account of the weather, and all its material changes, as I observed them by Fahrenheit's mercurial thermometer, and a common portable barometer, and also have given an account of the quantities of rain which fell in each month and year, and the other visible changes in it ; and an account of all the concomitant, endemial and epidemical diseases, and such variations as happened in them, as were any way remarkable or material, together with their indications and intentions of cure, generally taken *ex ipsa re & ratione* and such methods and medicines as I found to be the most successful in their cure. And I have remarked wherein

those diseases differed from the same diseases in England, when any such happened to appear, that were any thing material or remarkable, either arising from the heat, or other variations of the climate; as also such variations as I found it necessary to make, either in the method of treating those diseases, or in the medicines, when it was different from the method of treating them in England; and I have mentioned such as I found to be the most successful, in as plain, clear, and full a manner as I could, without being too tedious, in order to adapt it to the capacity of the unlearned, as too many of the apothecaries in this part of the world are too much so, that it may be more generally useful to mankind, and in particular to the inhabitants of the island of Barbadoes, for whose benefit and service I have chiefly taken all this labour; and I sincerely wish that this performance may be as useful and beneficial to them, and all the other West India islands, as either they or I can desire.

OBSERVATIONS

ON THE

CHANGES OF THE AIR, &c.

THE months of March, April, and May, were more than usually warm and dry, little rain falling in all that time, insomuch that the whole quantity which fell in these three months, was only equal to 1.22 cubical inch deep.

And the lowest that Fahrenheit's thermometer was at sun-rise was in the month of March at 74, and the highest in the morning at 78, and the lowest at noon was at 80, and the highest at noon was 82. In April the lowest in the morning was 76, and the highest in the morning at 79, and the lowest at noon was 81, and the highest at noon was at 82. In May the lowest in the morning was 77, and the highest in the morning at 81. And the barometer in these three months was 29.8, the highest 29.9.

During this warm dry season, inflammatory diseases were very frequent, chiefly ophthalmies, quincies peripneumonies, and pleurisies; in all which the pulse was mostly full, quick and hard, and their blood generally inflamed; and in most it was covered with a starch or buff-like inflammatory pellicle: but I must observe, that their blood in these inflammatory diseases, is very seldom so

much sizy or buff-like in this warm climate, as it usually is in England when the pain and height of the inflammation, and the other symptoms are nearly the same.* (5)

These generally required larger bleeding than in most other years, unless equally hot and dry; but by bleeding pretty freely, and a liberal use of antiphlogistic medicines, with sal. nitre and crude sal. ammoniac, as hereafter mentioned, and diluting plentifully, they were generally relieved; and I found emollient fomentations, with crude sal. ammoniac, were of great service.

The small pox also were epidemical at this time, but were in general of the distinct kind; and those few who had the confluent sort, were generally of a good kind, notwithstanding that the above inflammatory diseases were then epidemical.

The beginning of June was also very dry and warm; but from the middle of it to the end of it, and during the months of July and August, we had frequent and much rain. The quantity of rain which fell in June was= \approx to 10.03 cubic inches deep. The lowest that the thermometer was in the mornings was at 77, and the highest it was at or before sun-rise in the morning, was 80. The lowest it was at noon was at 82; and the highest at noon was 84.

The quantity of rain which fell in July, was= \approx to 8.48 cubic inches deep; and the lowest that the thermometer was at in the mornings was at 78, and the highest that it was at in the mornings was at 80. The lowest it was at noon was at 82, and the highest at noon was 86.

The quantity of rain which fell in the month of August, was= \approx to 8.72 inches deep. The lowest the thermometer

* *Query.* Does not this difference most probably arise from their solids here being more relaxed by the heat of the climate, than they are in England? Whence their fluids are more lax, and more readily attenuated, or dissolved, by the alkaline acrimony of the semivolatilized animal salts.

(5) Here we meet with another fact in support of great heat, by its stimulus, lessening the quantity of sizy in the blood, in fevers of great morbid action. We see further, the influence of hot and dry weather, in producing high toned diseases. It acts uniformly in this way in all countries.

was in the mornings was at 79, and the highest that ever it was in the mornings was at 82. The lowest it was at noon was 83, and the highest at noon was 86; and the lowest that the mercury fell in the barometer in these three months was to 29.8, and the highest that it ever did arise to was 29.9.

Upon the falling of thus much rain, the face of the earth which was much parched and burned brown before, soon became green and pleasant; as vegetation is very strong and quick here, whenever much rain falls.

Upon this change of the weather from very dry to very wet, dysenteries became very frequent and epidemical; as they do usually every year upon much rain falling at this time of the year, and seized many both white and black people, but especially the latter, who are often but little clothed, and more exposed to the inclemency of the weather, and some of them but poorly fed.(6) We had still some few pleurisies and peripneumonies, but these became less frequent, and the quincies and ophthalmies ceased to appear upon the falling of the rain.

A cholera morbus also seized several, but I think its symptoms are less violent here, than they usually are in England: and some were seized with apoplexies and palsies, and some of the first died before any proper assistance could be called in.

Many children were seized with an apthous fever,* in which the apthæ were most commonly of the white

(6) The prevalence of dysentery is very common after rain, if it be attended with a cool or cold atmosphere. The dysentery in this case, affected the blacks more than the whites, from a cause which acts uniformly in all climates.

* *Query.* Was not both the dysentery and this apthous fever, caused by the falling of so much rain, and rendering the air cooler, by which the great perspiration and sweating, caused and continued by the long continued dryness and heat before, being suddenly abated and stopped; were they not now turned upon the bowels, and the humours being rendered acrid by that heat, so produced these diseases? And,

Query 2. Were not the apoplexies and palsies also produced by the same causes, viz. a diminution or stoppage of perspira-

or yellowish kind, and rarely black, or of a bad kind, unless they were wrong treated; it usually came on with a moderate fever, a quick but not very high pulse, and was attended with a diarrhœa, but not much pain in the bowels; and as dysenteries were than frequent, some ignorant practitioners treated it as such, and gave them strong restringents (though not good practice in that case) which increased the fever and inflammation of the bowels, and brought on a mortification which proved fatal. But when this fever was treated with small doses of rhubarb with gentle anodynes, to carry off the acrid humours, and abate the irritation and pain, and gentle antiphlogisticks with anodynes, to take off the fever, and restrain or prevent the too violent purging; and then giving soft, smooth, healing balsamicks, as sperm. cet. cremor. lactis, or the wax emulsion, with a little syr. meconio, to heal the primæ viæ, they generally recovered. As the morbid humours, being rendered acrid by the preceding dryness and heat, and now being turned upon the bowels, by the cooler rain stopping or diminishing the free perspiration and sweating; it was necessary to assist nature to discharge those acrid humours, by such ways as she indicated, and not to hinder her; though it might be necessary to prevent the evacuation from being too violent, or too sudden and great.

The month of September continued to be very wet, and more cool than the preceding months, though we had some calm hot days in which we had much thunder and lightning, and much rain.

The quantity of rain which fell in this month, though it had but 19 days in it, by reason of the change of the style made this year, and begun in it, was—to 7.89 cubic inches deep; and the lowest the thermometer was in this month

tion and sweat, by which a plethora or fulness, and the quantity of the circulating fluids was too much increased, and the vessels of the brain making the least resistance, the fluid too violently distended or broke them; as no other evacuations were sufficiently increased to carry off that plethora; either from a want of more acrimony in the fluids, or too great a relaxation and inability of the solids, to produce such evacuation.

in the morning was 79, and the highest it was in any morning was at 84; the lowest it ever was at noon was 82, and the highest was at 86. The barometer was never lower than 29.7 $\frac{1}{4}$, nor higher than 29.9.

A catarrhus fever seized several people in this month; they at the first complained of a pain in their head, and all over in their limbs, accompanied with a violent cough, by which a thin acrid phlegm was expectorated, though but little in quantity, and brought up with much difficulty; some had a brisk fever with it, others had only a small fever, their pulse small, quick, and low, and in some a little languid, and their extreme parts rather cold than warm, sometimes with flushing heats, and then cold again, and sometimes shooting, darting pains, which were soon over, and often returned again. (7)

Bleeding those who were more plethoric and the fever higher, with pectorals and antiphlogisticks and a few volatiles, generally took it off; but more attenuating and warmer pectorals, with a more liberal use of volatiles, as also vesicatories, were necessary to those who were more low and languid, and where the pulse and fever were lower, were of great service and generally successful; and the dysentery still continued to be epidemical, and we had some few inflammatory diseases still, though but few of these now.

The month of October continued to be very wet, and much cooler than usual, at this time of the year. The quantity of rain which fell in this month, was to 12.14 cubical inches deep; and the lowest that the thermometer was in any morning in it, was 78, and the highest that it rose to in any morning was to 82. The lowest it was at noon was 81, and the highest at noon was 85: and the lowest the barometer was at 29.8, and the highest was at 29.9.

(7) The disease thus happily described by our author, appears to be an influenza. In a subsequent page it will appear that it spread, in the succeeding month, over the whole island, accompanied in some instances, with pneumonic symptoms.

The weather continuing to be wet and cool, several were seized with an irregular, ingeminated, intermitting, quotidian fever; which at the first generally put on the appearance of a continued remitting fever, but in two or three days time usually changed to an ingeminated quotidian, with all the symptoms of that fever, as usual in England*.

When this fever was treated by bleeding once, and an emetic after it, at a proper distance; and then with saline, saponaceous draughts after that; as sal. absinth. succus limon. &c. or rather with sal. absinth. brought to a neutral state with elix. vitrioli acid. q. s. in a little aq. menthæ, &c. which I found to be better in this case, the fever was generally carried quite off by a critical sweat on the seventh or ninth day; or in some few it came to intermit regularly after that time, and then was soon cured by the cortex peruv. given with the above saline draughts, and rarely effectually without them. Though these irregular ingeminated fevers often remitted, and sometimes seemed to intermit, yet if the cortex peruv. was given too soon in the disease, before it intermitted regularly (as I have more than once seen where it had been injudiciously given) it generally caused the fever to become continual, and mali moris; which sometimes produced obstructions in some of the glands of the viscera, or elsewhere, which were irremoveable, and either ended in a suppuration, or a mortification of the part, as I have several times seen and predicted, that it would be so; as the learned Dr. Boerhaave very judiciously observes.

The symptoms of this fever here, were much the same as they usually are in the *συνεχῆς*, or continued remitting fever in England; except only, that the urine in this hot climate, never deposits any lateritious sediment in this fever, nor very rarely in any intermitting, or any other fever,

* *Query 3.* Were not these irregular remitting or intermitting fevers, as well as the preceding catarrhus fever, produced by the continuance of the moist, wet season relaxing the solids, and rendering them less active, and a diminution of the perspiration and sweat at the same time?

except sometimes when a crisis happens that way, as it is commonly observed to do in England; where a lateritious sediment in this fever generally denotes the fever either to intermit, or so far to remit, that the cortex peruv. may be safely given with success; but not so here. (8)

I must observe, that intermitting fevers, especially tertians and quartans, are very rarely or never seen in this island now, (9) unless they are brought hither from some of the leeward islands, or some other places which are less cultivated, and not yet cleared of the woods; where intermitting fevers are said to be much more frequent, and are often attended with obstructions of the glands of the viscera; and when injudiciously treated, and the cortex too hastily given before the obstructions are removed, they are frequently thereby rendered irremovable, and are changed into chronical diseases, which are at the best extremely difficult to be cured, or too often become fatal.

Some were seized with ophthalmies, and several with tumors about the jaws, neck, and head; others were seized with a moderate fever at the first, attended with a dull, heavy pain in the head; the pulse was quick, but low and oppressed, though no great degree of heat attended it, yet in a little time they became delirious, and insensible of their condition; their strength soon sunk, uncommonly, and a stupor came on which gradually increased, and took them off in four or five days time; as if all the vital springs were stopped at once by the afflux of the humours upon the

(8) The absence of a sediment in the urine, in the fevers of hot climates, deserves our notice. It shows the centrifugal determination of the fluids in the body, and explains the reason why the African and Asiatic plague appears with bubos, carbuncles, and other morbid appearances, upon the skin, while the fever, from the same cause, in cold and variable climates, by a contrary determination of the fluids, produces viseral evacuations and obstructions.

(9) The more rare occurrence of intermissions in the fevers of hot climates, than in those of middle latitudes, has been taken notice of by many writers. It arises from the more uniform impressions of heat upon the body.

brain*. Neither did bleeding, or other evacuations downwards, seem to make that revulsion, or give that relief, which they usually do in similar cases; nor was the use of volatiles, &c. or vesicatories of that service as they generally are in such cases. (10)

The rain still continuing, the before mentioned inflammatory diseases totally disappeared; but the dysenteries still continued to be very frequent and epidemical, seizing many of the negroes (11) and several of the white people also: in some it came on gradually, with little or no fever at the first, nor any violent symptoms, but the stools became more and more frequent, and the fever gradually increased, though some had not much external heat, yet inwardly were feverish and hot: in others the fever came on sooner and with more acute symptoms, and the griping and pains were great, the pulse very quick, and in some full: they generally had a sickness and a load, or loathing at their stomachs, pain in their heads, and often all over the body; not much griping at the beginning, but it gradually increased, and became severe and painful, especially before going to stool; great quantities of blood were generally discharged that way, and a bloody mucus after it: and as the disease advanced, most of the symptoms increased, and sometimes a singultus, with a coldness of the extreme parts came on, which are always in this disease very bad, and sometimes fatal symptoms, and if not timely relieved, too often prove mortal. Also as the disease increases, a

* *Query 4.* Were not those humours which produced those tumors and swellings in the others, turned or cast upon the brain or its meninges, in these, and produced these effects? As the humours seemed to have an unusual tendency and afflux towards the head at this time.

(10) We have here a striking instance of an insolated disease. The sympathy of the system, in such cases, is suspended or destroyed. The disease can only be removed by remedies applied to the parts affected.

(11) Perhaps the vapid vegetable diet of the negroes, predisposed them to the dysentery more than the whites, who lived upon more cordial aliment, which, by giving tone to their bowels, obviated the predisposition to that disease.

terrible tenesmus comes on, and increases so as to be very painful, and often will continue several days, even after the frequency of the stools is abated.

This distemper may be truly said to be endemial in the hot climate, and this island, as we have it more or less every year, when the rainy seasons come on: as the heavy rains which usually fall at those times, and the coolness and moistness in the air which they produce, too suddenly check and stop the discharge by perspiration and sweat, which in this warm climate are usually very great, the humours are thereby too suddenly turned upon the bowels; to which may be added as a concomitant cause, their too freely eating the herbs, roots, and fruits of the earth, which are too hastily and luxuriantly produced in this warm climate, upon the falling of such rain, and are then crude and waterish, which the negro slaves too voraciously devour; and who are at the same time too much exposed to the inclemencies of the weather, and hard labour in the fields, and some of them ill-clothed; all which jointly contribute to produce this disease: and I have observed that the negro slaves are generally the first seized with such diseases as are epidemical or endemial in this island.

As this disease is always attended with a fever in a higher or a lower degree, and is caused by too sudden a stoppage or diminution of perspiration and sweat, which are turned upon the intestines, with sometimes the addition of infectious effluvia from others labouring under it, where the humours become more acrid and irritating by the heat of the body; they produce an inflammation on the tunica villosa intestinorum, in a greater or less degree, which being increased by the continuance of the disease, extends itself to the other coats of the intestines, and too often ends in a mortification of them, if not timely relieved; as is but too evident from the symptoms which attend them at the last, who died of this disease, as well as from the inspection of their dead bodies. From whence it is evident, that unless a revulsion be made, and the inflammation taken off, all the boasted specificks, or famed restringents, how much soever extolled, are in vain, and

too often do but hasten the death of the patient. But bleeding accordingly, as the strength of the patient, the quickness, fulness, and hardness of his pulse, and the height of the fever, and the other symptoms indicate, and that repeated as the strength of the patient and the above symptoms require, at proper intervals; and after giving a dose of ipocacuanha to cleanse the stomach, and probably to revulse the humours from the bowels, (12) and a dose of torrified rhubarb with an anodyne; giving antiphlogistics with gentle subastringents, and moderate anodynes at proper distances, and diluting moderately with subastringent cooling liquids, given warm to encourage a free perspiration, I have always found to be the most successful method. And in some cases, where the stools continue to be bad, and a free diaphoresis is not obtained, a dose or two of stibium ceratum after sufficient bleeding, &c. may be given, but I have often found that giving a few small doses of ipocacuanha, and an anodyne after them, is much preferable, and has often succeeded when that much celebrated medicine would not. See the treatise on dysentery.

The month of November continued to be very wet, and much rain fell, and it was also much cooler than usual in other years. The quantity of rain which fell in this month, was equal to 12.96 cubic inches deep. The lowest the thermometer ever was in any morning this month, was at 74; and the highest it ever was in the morning, was at 80. The lowest it ever was at noon was 78, and the highest at noon was at 83. The lowest the barometer ever was this month, was at 29.7, the highest at 29.9.

We still continued to have some dysenteries, though much fewer than we had in the two preceding months: and a few were seized with a continued slow fever of the synochus kind; it first came on with a moderate rigour,

(12) Our author is happy in the choice of a word, calculated to express the principal indication of cure in all local or insolated diseases. It should be to "revulse" them, and thus to convey them out of the system, or to allure them to parts in which they are not immediately dangerous to life.

which was succeeded by a great heat, a very quick pulse, pain all over the body, but most severe in the head, and in some few was attended with a catarrh and a cough, then came on large profuse sweats, (13) which did not relieve, but brought on a languor and sunk them much; their blood was florid and a little lax, but not dissolved. Bleeding these moderately once, or those who had more elastic strong fibres and a more full, hard pulse, twice, and giving antiphlogisticks in cooling pectorals, kept the fever moderate, and generally brought it to a crisis on the 21st day, when it was usually carried off by a large, warm, critical sweat, and in some few, by three or four loose stools, or in some by both. But this fever soon disappeared; and in general this month was more healthful than the preceding months.

December was much more dry than the preceding months were, though we had a few small showers of rain, more than usual in this month in other years, but in general the days were dry. The quantity of rain which fell in this month, was but equal to 2.25 cubic inches deep. The lowest the thermometer ever was in the morning in this month, was at 74; and the highest it ever was in the morning was at 78. The lowest it ever was at noon was 80, and the highest was at 82. The lowest the barometer was at 29.7, and the highest at 29.9.

Upon the coming of this dry weather, the dysenteries which were frequent and epidemical all over the island in the three last months, now totally ceased and disappeared; and the inflammatory diseases also, were very few: but towards the latter end of the month, we had some few inflammatory quinsies; and many were seized with catarrhs and coryzas, so that few escaped them; they all had a cough, hoarseness, and a great defluction of rheum on the nose, bronchia and lungs, coughed much, and expectorated a great quantity of tough viscid phlegm, and some had a fever with it; and young children were in great danger of being suffocated with it.

(13) There are few fevers of the synochus type in which profuse sweats, in their first stage, are not hurtful.

Bleeding those those who were plethoric and feverish, and pectoral attenuating medicines, which promoted a free expectoration, and diluting with pectoral liquids warm, soon relieved them: but to those children who were in danger of being suffocated, it was necessary to give a little oxymel scilliticum once or twice a day, and a little syr. scillitic. Often in a pectoral tea, which brought up the tough phlegm, and gave them immediate relief; I saw none that died of it, though I was told that some died of it; and we had but few other diseases this month.

This year from January the 1st, 1752, to January, 1753, was a more than common wet year; and the whole quantity of rain which fell in this year, was equal to 67.35 cubical inches deep, which is a very great quantity of rain.

The month of January was very dry, but moderately cool; the quantity of rain which fell in it, was only equal to 0.37 parts of a cubic inch deep.

The lowest that the thermometer ever was in the morning, was at 73, and the highest it ever was in the morning this month, was at 77. The lowest it was at at noon was 78, and the highest was at 80. The lowest the barometer was at was $29.7\frac{1}{2}$, and the highest at 29.8.

The catarrhal fever mentioned in the last month, continued and increased, both in its being more frequent and more inflammatory in this, and spread all over the island; so that few either white or black people escaped having it either in a greater or less degree, and as the time advanced, it became more inflammatory. In some the inflammation fell upon the glands of the throat, and produced an angina inflammatoria, attended with a strong fever, a quick, full, strong, hard pulse, great pain in the head and throat, great thirst, and great heat and inflammation in those parts: their blood generally was highly inflamed, and when it stood till cold, was covered with a sisy starch or buff-like pellicle, and the serum of a yellowish colour, all which indicated plentiful bleeding, (14) and according-

(14) The objections to bleeding in warm weather, in middle climates, are fully obviated by the liberal and successful

ly I found that bleeding plentifully at the beginning of the disease, some cooling catharticks, and a liberal use of antiphlogisticks internally, and fomentations of the same nature externally, with emollient repelling cataplasms, with vinegar and crude sal. ammoniac, and sometimes letting them receive the fumes of vinegar through a funnel into their mouths and throats, and gargarisms of the same nature, the fever and all its symptoms were generally carried off, and they recovered in a few days. But when bleeding freely, and the liberal use of the antiphlogisticks were neglected at the beginning, they generally suppurated (but not without danger of suffocating the patient) in six or seven days time; and when they broke, most commonly left a hard tumor in the external integuments of the throat, which continued a considerable time (though they generally could breathe and swallow pretty well then) and were difficult to be discussed and removed afterwards. In some the inflammation fell first upon the throat, where it continued a day or two, and then was translated from thence and fell upon the lungs and produced a violent peripneumony, and in some it fell upon the lungs at the first; in both it was attended with a quick, hard, and sometimes a pretty strong pulse, great difficulty of breathing, a cough, with which they expectorated a tough viscid phlegm with much difficulty, their thirst great, and the fever high. In some others this inflammation fell upon the pleura, and produced a pleurisy with all the symptoms of that disease.

It was remarkable that the inflammations ran much higher in all these diseases, and their blood was generally more inflamed and sizy in this year, than ever I observed it to be in this warm climate before, where the animal solids are generally more relaxed; and the sick in general required more large and oftener repeated bleedings, before the fever and inflammation could be taken off, and the disease

use of the lancet, by our author, in this and other diseases of great morbid action in a West India island. Perhaps it may be proper in those islands in which the medium heat is above that of Barbadoes.

conquered, than ever I observed in this warm climate before*.

I must also here observe, that I found the crude sal. ammoniac to be a much more powerful attenuant, and a greater refrigerant or antiphlogistic when mixed with nitre, than any that we have; and I found that it was more effectual in dissolving this inflammatory sisy lentor of the blood, than any other medicine that we have in the whole materia medica; and though I had given it as a cooling attenuant for many years yet I never had such remarkable opportunities of observing its extraordinary effects in these inflammatory cases, as I had this year. It cools greatly, and I think is more attenuating than the spir. c. c. vel spir. sallis ammon. vol. or their volatile salts, which stimulate and heat much at the same time. I usually give it when it is indicated to be given, from gr. v. to gr. xv. mixed with sal. nitre, from ʒi to ʒj vel ʒi in decoct. pectoral with spir. nitri dul. et spir. mindereri, and syr. e meconio to lessen the stimulus and irritation of the heat and fever.

This method I found to be the most successful in the pleurisy, when assisted with antiphlogistic fomentations to relax the pained parts; and with the addition of syr. scillitic. vel oximel scillit. to assist expectoration in the peripneumonic fever. And the same antiphlogistic method was no less successful, with the addition of cooling catharticks and clysters, with the beforementioned medicines and cataplasms in the quincey.

Some few had an inflammatory fever, attended with a full, quick, hard pulse, and pain all over them, without fixing in any one part or place. These were generally relieved

* *Query 5.* Did not this arise from the continued moist, wet season, in the latter part of the last year, which had much relaxed the solids, and diminished the perspiration in this warm climate; and the sudden change from that to the great dryness and coolness of the two last months, which had braced up the solids again and rendered them more rigid and elastic than they were before, without sufficiently restoring a free perspiration?

by large, plentiful bleeding, and the abovementioned antiphlogistic medicines. As to the quantity of blood to be taken away, either in these, or in any other cases, it cannot be said how much is necessary, because a person formed with delicate, weak, or relaxed weak fibres, cannot often bear the loss of nine or ten ounces of blood, so well as a plethoric person with strong elastic solids, can bear the loss of sixty or eighty ounces of blood.

The month of February also continued to be very dry, though we had sometimes some small showers of rain, though of little importance; for the whole quantity of rain which fell in this month, was but equal to 1.03 inch deep.

The lowest the thermometer ever was in the morning in this month, was at 74, and the highest it ever was in the morning this month, was at 76; the lowest it was at noon was at 78, and the highest at noon was at 80. The lowest that the barometer was, was at 29.8, and the highest at 29.9.

Few catarrhs appeared after the middle of the last month, and now they totally ceased: but the numbers in the above inflammatory diseases increased during this month, and required very large evacuations by bleeding, &c. before the inflammation and fever could be taken off; which reduced some patients pretty low. To these as well as to those who were naturally weak, I found it necessary to give some cardiacs; but I soon found that the usual cordial waters, and cardiac medicines of the shops, heated and inflamed the blood too much, and increased the fever in this warm climate; wherefore I used the rich sweet wines made from mature grapes, as canary and frontigniac, and found them to be much better cordials in this case, than the hot fiery spirits of the shops are, and that they heated and inflamed much less; to which I sometimes added sp. c. c. or spir. mindereri, thus, ℞ decoct. pectoral. ℥i. vini canar. (vel frontig.) ℥v. elix. paragoric. ℥ss. spir. mindereri ℥ij. syr. scillitic. ℥iss misce. capiat æger sal. nitri ℥ss. cum sal. ammon. crud. pur. gr. x. commixt. in cochl. tria vel quatuor hujus decoct. tertia quaq; hora.

This revived them and encouraged the expectoration, abated the fever and inflammation, and answered the desired success.

And to some I ordered vesicatories to be applied, which were of service now at the latter end of the disease, though they would have been hurtful and prejudicial towards the beginning of it, by increasing the fever.

About the middle of February, a slow continued nervous fever seized some few patients; it usually came on with a slight chilliness, or a gentle rigour, and uncertain flushing heats, a loss of appetite, nauseas, and sometimes a reaching to vomit, a lassitude and listlessness, with dejection and anxiety, a giddiness with pain in the head and back; an exacerbation of all these symptoms, with a low, quick pulse, generally towards the evening. This usually continued for five or six days without the patient's being quite cast down, or his being willing to be confined to his bed, or chamber, in this warm climate, in hopes of getting the better of it; but the rigor returning, and the fever and its symptoms increasing, at last obliged them to it. The pain in the head and giddiness increased, with a torpor or sense of weight and coldness in the occiput, and along the coronary suture accompanied with a great lassitude and watching, or if they did sleep, they were neither refreshed by it, nor sensible that they did sleep; their urine was pale and always without a sediment, as usual in most fevers in this climate; the pulse was usually low but quick, and often unequal or irregular; the giddiness and pain in the head increased much, and they were often delirious for a few hours and then sensible again, and it returned again in the same manner; and sometimes a tinnitus aurium came on, after which a deafness and a delirium followed; the tongue was sometimes dry, though often moist, but white and a little brown in the middle, but rarely any complaint of thirst; a great faintness, and sometimes a deliquium animi came on, especially if they sat up too long, though in the bed; cold, partial sweats came on, especially on the face, neck, and the back of the hands, and sometimes about the præcordia: some had a few loose stools, but they were so far from having relief from them, that the dejection and weakness was increased by them: the deliriums were not great but often returned, and sometimes where rather a confusion of action and incoherency of words, with a dozing and

muttering to themselves; and they sometimes deposited their urine and excrements without being sensible of it. When the delirium increased, the extremities generally grew cold, and their nails livid, and the pulse became very quick, small, weak, and irregular; and then they swallowed their food with a difficult gulping, and these were soon followed with great tremors, twitchings and catchings, a subsultus tendinum, and the delirium either soon turned to a profound coma, or convulsions came on, which soon snapped the thread of life. But on the contrary, if the sweats were brought to be equal all over the body, and warm, and copious, or if a plentiful spitting came on, and the pulse became fuller, softer, and freer, and vibrated with more liberty, and all the symptoms changed for the better, the fever generally ended by a large critical, copious, warm sweat on the nineteenth day.

A vomit given at the beginning of this fever, when the sickness, nausea or vomiting indicated it, was of singular service; after which, saline attenuating medicines, with the volatiles and gentle cardiacks were the most efficacious and successful, with variations pro re nata; vesicatories were also of great service to some: but bleeding was in general very prejudicial, unless where the patient was of a plethoric, robust constitution, and then only in the beginning of the disease, where some inflammatory symptoms indicated it, which sometimes, though very rarely, happened, and then blood was to be taken in a very moderate quantity, but not without great caution and judgment.

I found that the following method was both the most rational and the most successful also, viz. giving the spir. mindereri plentifully, and spir. c. c. vol. and sometimes a little tinct. cantharid. in warm wine-whey, made a little stronger than usual in other fevers; and sometimes the volatile salts, and camphor, saffron, &c. or a draught of this nature. which I used the most frequently; ℞. sal. c. c. vol. ℥ss. succi limon. ℥iij aq. menthæ simp. ℥iss. spir. mindereri ℥ij. vini. crocei ℥j. syr. crocei. ℥ij. misce, fiat haust. tertia vel quarta, quintave quaq; hora sumendus.

To this draught I sometimes in particular cases added tinct. cantharid. gut. xx. and I found these of the greatest service, especially if the patient diluted plentifully with warm wine-whey, made a little stronger than usual. (15)

Some few had the putrid bilious, or yellow fever in this month, though the season was so cool; and that the now reigning epidemical, inflammatory fevers were attended with such a great inflammatory lentor, or viscosity of their blood; but it is probable that this fever might arise from the exercise and intemperance of those who had it now, as they were not many.

The month of March was in general moderately dry, though we had at times some considerable showers of rain, so that it was not so dry as the preceding months were. The quantity of rain which fell in this month was equal to 2.21 cubical inches deep. The lowest the thermometer ever was in the morning in this month, was at 72, and the highest it ever was in the morning was at 78; and the lowest it was at noon was at 78, and the highest at noon was at 82. The lowest the barometer was in this month, was at 29.8, the highest at 29.9.

We had a few of the inflammatory fevers, and but a few, for they were now greatly abated; and the slow nervous fever seemed to cease for this, and the four or five months following; neither had we many chronical diseases, so that this month was more than usually healthful. (16)

(15) The editor can say nothing in favour of the tincture of cantharides in slow or low continued fevers from his own experience; but from its utility in other diseases, in which stimulants are required, he has no doubt of its safety, and efficacy in the fever described by our author.

(16) It is very common for a season of general health to follow the prevalence of epidemics. Two reasons have been given for it. They destroy persons debilitated by previous chronic diseases, or they create such new and powerful actions as to dislodge them from the system.

April was very dry and warm, and we had very little rain, the whole quantity which fell in this month, was only equal to 0.24 tenths of a cubical inch deep.

The lowest the thermometer was in any morning was at 76, and the highest it ever was in the morning was at 78; and the lowest it ever was at noon was 80, and the highest at 83. The lowest the barometer was at, was 29.8, the highest was 29.9.

This month, though very dry and warm, was not very sickly; we had only some few inflammatory diseases, as a few pleurisies and peripneumonies, and some inflammatory fevers; and also some rheumatisms of the inflammatory kind, though the last are not near so frequent here as they are in England; neither are they usually in other years attended with so great a degree of inflammation as they were in this year, or as they usually are in England: but this year they appeared with the same symptoms as they usually do in England, and their blood was most commonly as much inflamed, and covered with a buff-like pellicle as it is there, and required the same method of treatment, viz. bleeding, cooling cathartics, and an anodyne after them (as Dr. Sydenham advises) and antiphlogistics in the intermediate days; and I found the crude sal. ammoniac and nitre were of great service; and by this method they generally soon recovered.

The month of May was also very dry and warm, though we had some rain towards the latter end of it. The whole quantity which fell in this month was only = 1.31 cubic inch deep. The lowest the thermometer ever was in the morning, was at 77, and the highest it was at in the morning, was at 81; the lowest it was at noon, was at 80, and the highest at 86. The lowest the barometer was $29.8\frac{1}{2}$, the highest was at $29.9\frac{1}{2}$.

The diseases we had this month were of the inflammatory kind, as in the last; a few pleurisies and peripneumonies, and some had tumors about the fauces, neck, or in other glandulous parts, which supplicated slowly and with difficulty, and some of them left hard tumors in those parts for a considerable time after, as observed before: and the humors seemed now again to have a great-

er tendency towards the head and breast, as they had then; and we had some few apoplexies and palsies.

June was very warm and mostly dry, though we had considerable great showers of rain in some days, but the intermediate days were very warm and dry. The quantity of rain which fell in this month, was equal to 2.44 cubical inches deep. The lowest the thermometer was any morning was at 77, and the highest it ever was in the morning was at 80; the lowest at noon was at 82, and the highest at 86. The lowest the barometer was at 29.8 $\frac{1}{2}$, the highest was at 29.9.

Though this month was very warm, yet it was in general pretty healthful, for we had few sick, except a few who had some of the above mentioned inflammatory fevers; and these were much less violent, and more easily relieved by moderate bleeding and the above mentioned antiphlogistic method, than in the preceding months.

But towards the latter end of the month, some had a diarrhœa febrilis, and a few had a dysentery, but neither of them were very bad, nor were they difficult to cure. Some had the dry belly-ache, which now was attended with some degree of inflammation, and with some inflammatory symptoms, which are not usual in that disease, nor did I ever meet with it before or since. This rendered its cure a little more difficult, and less expeditious than the cure of that disease now usually is; for some in this required bleeding and the use of antiphlogistics, to be given with those medicines which are known to relieve, and take off that painful disease at other times; and their blood was more or less sizy in this, though I rarely or never found it so in the true pictonic cholic before now. (16)

Several, both strangers and natives, were seized with the putrid bilious fever, in which I found the method of treating it (hereafter mentioned) very successful. See p. 1. part II.

(16) The dry belly-ache mentioned in this place, was complicated with the bilious colic. This is obvious from its being accompanied with two other intestinal states of fever, and from the remedies it required to cure it.

Some were seized with a rigor which did not continue long, but was succeeded by a brisk hot fever which usually continued three or four days, when a tumor began to rise usually either in the parotid, subaxillary, or inguinal glands, or in some other parts of the body; upon the appearance of which the fever began to abate, and gradually went off as the suppuration of the gland advanced, without any malignant or other bad symptoms, and they soon recovered.

In July we had a good deal of rain, often with thunder and lightning, though the intermediate days were hot and dry. The quantity of rain which fell was equal to 6.67 cubic inches deep. The lowest the thermometer was in the morning was 78, the highest 80; the lowest it was at noon was at 80, the highest was at 86. The lowest the barometer was at 29.9, the highest was at 29.9 $\frac{1}{2}$.

After the falling of this rain, the number of the sick was considerably increased; pleurisies, peripneumonies, and inflammatory fevers were more frequent, especially the last. Dysenteries also now became frequent, as usual after the falling of the rain. And the slow continued fever now returned again, with much the same symptoms as it had in February, and was cured by the same method and medicines as then, only blistering more freely or frequently, as the sick were generally more sunk and their pulse usually lower, was necessary, and was of very great service: but as the fever then usually went off by a manifest crisis, by sweating or stools on the nineteenth day, it now gradually declined after the twentieth day, and went off without any manifest crisis.(17)

Several were seized with apoplexies and palsies this month, more than I have ever seen here in any one year before.

The pertussis or hooping cough also now seized many children in this town and island. This is a disease, which from all the observations that I have been able to make,

(17) It is no uncommon thing for this form of fevers to go off without any critical evacuation, especially where the operations of nature have been disturbed or prevented by artificial remedies.

seems to be equally as infectious to children, as either the small-pox or measles are; though I think it has not been mentioned as such, by any one yet that I have seen: for whenever it comes into a family or town, I have observed that it generally infects and seizes all the children in the town who have not had it before, as the small-pox and measles usually do: neither have I ever observed, or heard from others, that they have known any person to have it twice; therefore does it not arise from some infectious miasmata as they do? and is so far analogous to them; as also in this that it chiefly affects children, rarely adults as they do; though I have known several ancient people both here and in England to have it, but they all said that they never had it before. And as this disease has not been known to be in this island for many years past, neither could I find by the strictest enquiry that I could make, that any child or elder person did bring it hither; now, must we not conclude that it is a disease which proceeds from some peculiar disposition in the air to generate its infection or miasma, or that they can be carried in the air from some other place to this great distance, which being taken with the saliva or otherwise into the circulating fluids, as other infectious diseases are; it there generates a peculiar viscosity in the serous, lymphatic, or yet finer fluids, and particularly in those of the bronchia and lungs, which at the same time do greatly irritate those sensible nervous parts, so as to produce that convulsive cough, and convulsive spasms which usually attend it, which again are increased by the viscosity of the finer fluids.

This being the cause, and these the effects of it, the intentions of cure must be to lessen the quantity and attenuate the viscosity of the fluids, and abate the stimulus. Wherefore bleeding such children as are of a sanguine plethoric constitution, and keeping the body moderately open, are necessary, and to attenuate the viscid fluids as much as we can; for which purpose I have found something of the following nature, with variations *pro re nata*, the most effectual,

℞. milleped. viv. bene lot. ℥ss. contund. in mort. vitreo. et superaffund. infusionis rad. glycyrrhiz, ℥viii. probe conterent. deinde cola, colaturæ adde aq. sem. fœniculi ℥ij. aq. nuc. moscat. spir. nitri dul. ana ℥ss. tinct. cantharid. ℥ij. syr. e mecon. ℥ss. vel ℥i. misce, exhibe cochl. unum subinde urgente tusse. auget. dos. pro ratione ætatis ægri.

And if the symptoms increase and the patient's pulse will permit, more blood may be taken away; but if the pulse be small and low, a vesicatory may be applied and kept open, or the quantity of the tinct. cantharid. increased, if the symptoms of a stranguary do not forbid it: and if convulsion fits come on, I usually give musk with a little syr. e mecon. or elix. paragoric; but the first seldom fails to render the disease more moderate, and in time takes it off. (18)

The month of August was more dry and warm than the last month, though we had some wet days towards the latter end of it. The quantity of rain which fell in this month was equal to 3.47 cubic inches deep. The lowest the thermometer was in the morning was 79, and the highest was 82; the lowest it was at noon was at 83, and the highest was at 86. The lowest the barometer was, at 29.9, the highest at 29.9.

The inflammatory diseases which reigned in the preceding months continued, and rather increased in this; especially pleurisies, peripneumonies, pleuro-peripneumonies, and the inflammatory fevers, and dysenteries became more frequent; and their blood in all these was generally full as sizy, or rather more so, than in the last year. The hooping cough also continued to affect children, and we

(18) The hooping cough is often relieved by bleeding, especially when it is combined with catarrhal symptoms. There are many simple, and some more powerful remedies for the mitigation of this disease, than the one mentioned by our author, particularly a solution of the vegetable alkali in water, the tincture of assafœtida, the sugar of lead, occasional emetics, and purges of rhubarb and calomel, and small doses of laudanum.

had a few apoplexies and palsies : and some had the slow continued fever, as in the last months; in which I found the acetum camphoratum, spiritus mindereri, vel haustus è volatilibus fullerii, or the learned Dr. Huxham's draught of sal. c. c. et succus limon. as before, and vesicatories, were the most efficacious medicines, and were of the greatest service.

A cholera morbus also seized several, especially children ; in which I found that giving rad. ipocacuanh. gr. i. vel gr. ij. vel vini ipocacuanh. gut. xx. vel xxx. in a little green tea, or chicken water, to encourage the vomiting; and tinct. thebaic. a gut. v. ad x. and more to adults, after it ; and a small dose of rad. rhei with an anodyne a few hours after that ; and then a saline julep with an anodyne generally took it quite off : but if the vomiting still continued, a fodus ex fol. menthæ, theriac. androm. cum paul. vini rubri applied to the region of the stomach, with the use of the saline julep, constantly took it off, and they soon recovered.

We had much rain in September, though we had some intermediate days which were dry and very warm, as this is usually the hottest month in the year. The quantity of rain which fell in this month was equal to 8.77 cubic inches deep. The lowest the thermometer was in the morning was at 77, and the highest was at 82 ; the lowest it was at noon was at 80, and the highest was at 86. The lowest the barometer was at 29.8, and the highest was at 29.9.

The epidemical diseases of this month were the same as in the last months; and notwithstanding that we had so much rain in this month, yet the dysentery was not altogether so frequent as it was in the last month: but the peripneumonies, and pleuro-peripneumonies, were usually attended with more pain in the head, the fever higher, and the pulse usually more tense and hard, and their blood was much inflamed and covered with a thick starch or buff-like pellicle.

The slow, continued fever was also more frequent, but their blood never was inflamed, nor ever had the least appearance of a siziness in it.

October also continued to be wet, more than usual in that month, though we had several interposed days that were dry and very warm. The quantity of rain which fell in this month was equal to 8.17 cubic inches deep. The lowest the thermometer was at in the mornings was 76, and the highest was at 80; the lowest it was at noon was at 80, and the highest at noon was at 86. The lowest the barometer ever was, was at 29.6, and the highest this month was at 29.8. I never saw the barometer thus low as it was on the first of this month, at 29.6, and that day we had a storm, or very high wind, and great showers of rain.

The inflammatory diseases, which reigned in the preceding months, were much less frequent in this; but the dysentery was both more frequent and more violent in its symptoms, and more difficult to be cured. The whooping-cough was also more frequent among children; and a few were seized with the slow continued fever, as in the last month.

Likewise some had the putrid, bilious, or yellow fever, but it was either more mild and its symptoms less violent than it usually is, or it was rendered so by the method of treating it; which see, part II. For though its symptoms at the first were as usual, yet they soon became more moderate by being thus treated; and all I did see, recovered.

November was very dry, and warmer than usual in other years. The quantity of rain which fell this month was only equal to 1.33 cubic inches deep. The lowest the thermometer was in the mornings, was 75, the highest was at 78; the lowest it was at noon was at 80, and the highest at noon was 86. The lowest the barometer was, is 29.8, and the highest 29.8. It did not alter in this month but was always the same.

The dysentery which was very frequent in the two last months, upon the season being more warm and dry, became much less so, and towards the latter end of the month it totally ceased: but the inflammatory diseases, especially pleurisies, peripneumonies, ophthalmies, and some quinsies, still continued, and now were attended with more pain in the head than usual; for the humors now again had a greater disposition or tendency towards

the head, than usual at other times. The hooping-cough also still continued among the children; and some few had the putrid, bilious, or yellow fever. (19)

December also continued to be very dry, and considerably warmer than usual in this month; though we had a few small showers in some days. The quantity of rain which fell this month, was equal to 2.11 cubic inches deep. The lowest that the thermometer was in the mornings was at 73, the highest at 78; the lowest it was at noon was at 80, and the highest at noon was at 82. The lowest the barometer was at was 29.8, and the highest was at 29.8 $\frac{1}{2}$.

The hooping-cough, and the above mentioned inflammatory diseases, almost totally ceased and disappeared in this month also.

Some few were seized with pain in their heads, and swellings about the fauces, and the humors still continued to have a more than usual tendency towards the head and the superior parts of the breast, in this as well as in the last months; but in general both this and the last month were more than usually healthful: for the only disease which could properly be called epidemical was an inflammation of the mediastinum, which most commonly chiefly seized the superior part of it above the pericardium, and only seized the negroes, and few or any white people. It first came on with a cold rigor and tremor, which continued one, and sometimes two hours, and was then succeeded by a hot fever, with great heat and acute pain in the upper part of the breast, with darting pains from the superior part of the sternum, through the upper part of the mediastinum to the spine; great pain in the head, with a quick, hard, full pulse, a laborious, difficult, quick breathing: some had a cough and a great anxiety at their breast, others had not; those who had,

(19) Here we see a number of diseases of different characters appearing at the same time, but without so much superiority of force in any one of them, as to banish the others. Their variety probably depended upon a difference in the predisposition of the subjects of them.

generally had a very quick, small, hard pulse, which usually after bleeding became more full, a dry tongue and great thirst, and as the disease advanced they generally grew delirious. The heat about the præcordia and upper part of the chest, as also in the head, was very great; they expectorated little; their urine was high coloured without a sediment; their blood was florid and red on the first day, but sizy on the second and after. Bleeding plentifully at the first beginning of the disease, and repeating it if the symptoms indicated it, and a liberal use of the antiphlogistic medicines, with a cooling diluting regimen, and the use of a cooling emollient antiphlogistic fomentations to the breast, most commonly relieved them, and carried it off in four or five days time. But if bleeding copiously at the first, and the above antiphlogistic method was not timely used, they usually became delirious on the third day, and their pulse became exceeding quick, small and irregular, and their extreme parts cold, and they died.

In some it did not fall upon the breast, but upon the head and brain, and first one eye swelled as if from a stroke or contusion, and then the other eye in the same manner, the fever great, and they soon after became delirious, which increased and was a certain sign that the brain or its meninges were inflamed as well as the eyes; soon after this the pulse became quick, small and irregular, and their extreme parts cold; and most of them who were seized thus died.

The whole quantity of rain which fell in this year 1753, was equal to 38.12, cubical inches deep.

The month of January was cool and pleasant, but very dry till the 21st day, on which and the three following days we had much rain, and then it was dry to the end of the month. The quantity of rain which fell in this month was equal to 5.63 cubic inches deep. The lowest the thermometer was any morning was 72, and the highest was 76; the lowest it was at noon was at 76, and the highest at 80. The lowest the barometer was at $29.7\frac{1}{2}$, and the highest at 29.9.

The slow, continued, nervous fever still continued in some parts of the island; and some negroes had the inflammatory fever described in the last month: and we had a few quinseys of the inflammatory kind, but upon the falling of the rain in the latter end of the month, both these last soon after ceased and disappeared. But the whooping-cough still appeared in the remote parts of the island, and also the small-pox, but they generally were of a benign, distinct kind.

February was very dry and moderately cool, and we had no rain except on the 10th day; the whole quantity which fell this month was only equal to 0.89 parts of a cubical inch deep. The lowest the thermometer was any morning, was at 72, the highest was at 76; the lowest it was at noon was at 78, and highest was at 82. The lowest the barometer, was at 29.7 $\frac{1}{2}$, and the highest was at 29.9.

The slow nervous fever still continued in some parts of the island, and the whooping-cough also in some remote parts of it; but the small-pox now totally ceased. We had some few inflammatory fevers, and but few, and they totally disappeared about the middle of this month, and it was pretty healthful.

March was also dry till near the latter end of the month, when we had a considerable quantity of rain; it was also moderately cool. The quantity of rain which fell was only equal to 3.53 cubic inches deep. The lowest the thermometer was in the morning, was at 73, the highest was 77; the lowest it was at noon was 78, and the highest at noon was 82. The lowest the barometer was at 29.8, and the highest at 22.9.

I cannot say that we had any diseases that were epidemical in this month, but the slow nervous fever, which now was much more frequent than it was in any of the preceding months: its symptoms were much the same as before described, except that the loose stools, or slight diarrhœa, which usually came on towards the beginning of the disease, were now less frequent; and the delirium, tremors, startings, catchings, and the subsultus tendinum, were

both greater and more frequent than they were before.* And the fever now put on and appeared in this warm climate, with all the same symptoms as it usually does in England; and as they are accurately described by that learned and able physician Dr. Huxham in the cooler climate of Plymouth, which therefore I need not here repeat. I shall observe, that this fever now came constantly and regularly to a crisis on the nineteenth day, unless it was injuriously wrong treated; neither would a small matter divert it from coming to its crisis on that day: for I saw a worthy and ingenious gentleman, who on the sixteenth day of the fever lost above two quarts of blood in half an hour's time, by the bursting of one of the internal hæmorrhoid veins, which sunk him as low and as near death as possible; but the hæmorrhage being instantly stopped by stypticks, and some cardiac and volatile medicines given immediately after, and suitable cordial nourishment; his pulse, which was scarce perceptible for some considerable time after it, did so rise on that and the next day, that on the eighteenth day it was more full than ever before, though he was of a slender, thin, dry constitution; and on the nineteenth day his fever came to a regular and complete crisis, and he perfectly recovered.(20) I also saw another patient who lost as much blood, or more, in the same manner; but his hæmorrhage caused the coming on of the crisis to be deferred to the twenty-

* *Query* 6. Were not some of the infectious miasmata, or of the morbid matter, discharged and carried off by those loose stools, which rendered the above symptoms more moderate and milder after? and when nature did not so carry the morbid matter off, were not those symptoms more violent? and did not nature thus shew us the way we ought to follow and assist her? at least I thought so; and found that such as I saw in time to give a dose of ipocacuanha and a little rhubarb after, I generally found that the symptoms were more moderate after.

(20) We behold in the history of this case a striking illustration of the disposition of fevers to run their course, in spite of the power of medicine. Sir John Pringle mentions a case in which profuse sweats were equally ineffectual in arresting the natural and usual critical day of a chronic fever.

sixth day, and yet he recovered; but the crisis in all the others constantly came regularly on, on the nineteenth day.

I found that giving an emetic at the beginning of the disease, and a dose of rhubarb after it, or in some cases only the latter; and then giving spir. mindereri ʒss in any fit simple water with a little vini crocei, or acetum camphoratum to some patients, or saline draughts with volatiles, or Dr. Huxham's saline draught to others, every three, four, or six hours, as the fever was higher or lower, or sunk too low, and diluting plentifully with warm wine-whey, sometimes made pretty strong of the wine, especially when they were weak and low, were of the greatest service; as also were vesicatories: so likewise were musk, camphor, and tinct. of cantharides, when the convulsive spasms were great; as these attenuated the viscosity of the lymph and finer fluids, without too much inflaming the blood; whereas the rad. serpentar. virg. confect. cardiac. and such hot medicines, heated and inflamed more, without attenuating the fluids so much, as I observed; which confirms the opinion of the learned Dr. Huxham, that the cause and seat of this disease is chiefly in the lymph and finer fluids, in which it produces a viscosity and inaptitude to motion. (21)

This slow nervous fever was certainly infectious, for I observed that many of those who visited, and most of them that attended the sick in this fever, were infected by it and got the disease, and especially those who constantly attended them, and performed the necessary offices for the sick.

The month of April was also dry in general, though we had some showers of rain sometimes; but from the middle of it to its latter end, it was more warm than usual in other years. The quantity of rain which fell in this

(21) The typhus fever when of long duration often generates a matter that produces a fever. It has been called the "contagion of excretion" to distinguish it from the secreted contagions of the measles and small-pox.

month was equal to 4.22 cubic inches deep. The lowest the thermometer was in the mornings, was 76, the highest 80; the lowest it was at noon was at 80, and the highest at noon was 85. The lowest the barometer, was at 29.8, and continued the same all the month.

The slow nervous fever still continued in some remote parts of the island, though they were but few that had it. We also had a few pleuro-peripneumonies, but the inflammation that attended it was not very great, neither was it commonly very dangerous.

Some were seized with a violent pain and inflammation at the scrobiculum cordis, which extended to the stomach, attended with sickness and vomiting; a quick pulse, though in some it was small and oppressed, though commonly hard, and accompanied with cold clammy sweats, and some had a few loose stools with it at the beginning; it differed from a cholera morbus in most of its symptoms, though it had some of them, and was really an inflammation on those parts, which nature attempted to relieve by the vomiting and stools, but could not: the pulse being low, though quick, and the extremities cold, it deterred many from bleeding them; yet they could not be relieved, nor the pain removed without it: but upon bleeding, the pain abated, and the pulse became more full, and softer, and the coldness on the extremities went off, so that it might be repeated where it was necessary; (22) and by the use of fomentations to the pained parts, and giving antiphlogistics liberally, and some volatiles, they were generally pretty soon restored to health. This disease came in with the hot weather, and did not continue long.* The hooping-cough still continued in some remote parts of the island.

(22) Similar good effects have often been observed from bleeding in the same state of the system in the bilious fevers of the United States. Let the young practitioner be encouraged in the use of this practice by the respectable authority of our author in its favour.

* *Query 7.* As the nervous fever was then epidemical, were not some of its infectious miasmata received by the sick at the same time as they were seized with the inflammation,

The beginning of May was very warm and dry, but from the 8th day to the end of the month we had a great deal of rain, more than the most ancient people could remember to have seen at this time of the year. The quantity which did fall was equal to 14.65 cubic inches deep. The lowest the thermometer was in the mornings, was at 77, the highest at 80; the lowest it ever was at noon, was at 78, the highest at noon was at 86. The lowest the barometer, was at $29.7\frac{1}{2}$, the highest was at 29.9.

So much rain falling rendered the air more cool and temperate, and the season more healthful; and we had no diseases which could be properly called epidemical, except a few pleurisies of the nothous kind, and an uncommon kind of jaundice which seized several children.* The first was most commonly carried off by bleeding once or twice, a cooling purge or two, and antiphlogistics with volatiles after.

The jaundice which seized children, chiefly from three to seven or eight years of age, usually came on with an indisposition to play, and an indolence to motion, a loss of appetite, white costive stools, a small dull pain at the region of the liver; some were a little feverish, but none had any symptoms of an inflammation of the liver, or of the biliary ducts; others had no feverish heat, but they all had a considerable degree of yellowness in their skin and their eyes. (23)

and produced that small, low pulse, and cold clammy sweats, which are symptoms which do not usually attend an inflammation, at least the beginning of it? As this certainly was an inflammation both from its symptoms, and from some that I saw who had been treated with hot medicines, and died of it with all the marks of a mortification on those parts.

* *Query* 8. As this jaundice seized several children in the same town, and sometimes in the same house, at, or near the same time, and some time after ceased or disappeared; may we not conclude it was epidemical?

(23) We see in the history of this jaundice or a moderate grade of bilious fever among children, an illustration of that law of epidemics which disposes certain diseases to affect children without attacking adults.

This uncommon jaundice was generally carried off by gentle opening cathartics, and a few saponaceous medicines, with a few gentle, easy stomachics to restore the appetite after.

After these rains the nervous fever ceased in the town and near it.

The month of June was uncommonly wet, and more rain fell than any person living here could remember to have ever seen at this time, or any other time of the year; for we had several great floods which did considerable damage to several houses. The quantity of rain which fell this month was equal to 19.78 cubic inches deep. The lowest the thermometer was in the morning, was at 76, the highest at 80; the lowest it ever was at noon, was at 78, and the highest at noon was 85. The lowest the barometer, was at 29.8, and the highest was at 29.9.

We had much thunder and lightning with these great rains.

So much rain falling rendered the air cooler and moister than usual, and it was also pretty healthful; for we had no diseases which could be said to be epidemical, except a few pleurisies, some of them of the nothous kind, and some pleuro-peripneumonies, and some few who had an inflammation of the stomach, and of the intestines; but these were seldom inflamed in any great degree, nor the fever violent in any of them, therefore they were generally pretty soon relieved by bleeding, and the use of antiphlogistics internally and externally, and recovered pretty soon. The hooping-cough still continued among children in the north-west part of the island, and some adults had it there also, who had not had it before.

In July we had frequent showers of rain, though not near so much as we had in the last month, nor so much thunder and lightning, though we had some about the middle of the month. The quantity of rain which fell in this month, was equal to 7.52 cubical inches deep. The lowest the thermometer was in the morning, was 76, the highest was at 80; the lowest it was at noon was at 81, and the highest at noon was 86. The lowest the barometer, was at 29.8, the highest was at 29.9.

This month was also much cooler than usual in other years, and also more healthful; though we had a few pleurisies and peripneumonies, and some diarrhœas and dysenteries: but these were but few, and were very rarely attended either with so great a degree of inflammation or malignity, as they usually are in a more warm, wet season, coming upon a long, hot, dry season. (24) Several were seized with a hard, dry cough, they expectorated little, and that was clear, tough, viscid, and unconnected, and was brought up with violent coughing and difficulty.* Neither emollient pectorals, oily mixtures, nor yet opiates were of much service: but volatiles, as sal. c. c. vol. flor. benzoin, &c. mixed with a little theriac. adrom. given two or three times a day, soon relieved them, and repeating it two or three days, took it quite off.

Some few had the slow nervous fever in the remote parts of the island, and the hooping-cough still continued among the children in those parts.

We had frequent showers of rain in august, and sometimes thunder and lightning with great showers, intermixed with calm, hot days, so that it might be called a moist, hot season. The quantity of rain which fell in this month, was only equal to 4.69 cubic inches deep. The lowest the thermometer was in the morning, was 77, the highest was at 80; the lowest it was at noon was at 81, and the highest at noon was at 85. The lowest the barometer, was at 29.8, and the highest was at 29.9.

This moist, warm season continuing, diarrhœas and dysenteries were more frequent, especially among the negroes; though some white people had it also, but it was more malignant than in most other years.

(24) The variety of diseases, enumerated by our author, during this month, and all originating in the same causes, must be ascribed, like the diseases in November 1753, to variety of predisposition in the persons who were the subjects of them.

* *Query* 9. Did not this uncommon cough arise from that unusual degree of moisture and coolness of the air, at this time of the year, introducing such a degree of viscosity into

We had also some few pleurisies and peripneumonies; and several were seized with an inflammation of the pelvis and peritoneum about the lower region of the belly, which often extended to the neck of the bladder, attended with acute pain in those parts, and a difficulty of making water, and sometimes with great pain in going to stool: their pulse was quick and hard, though generally small, and sometimes attended with a coldness and cold sweats on the extreme parts,* which often deterred the apothecaries from bleeding them: though it was a true inflammation on those parts, and upon bleeding them the pain abated, and the pulse became more full, and the heat was equally diffused all over the body. By bleeding, fomentations to the pained parts, cooling emollient clysters, and a free use of antiphlogistics, they generally soon recovered. (25) Here the acuteness of the pain was the principal indication for bleeding, and its causing the pulse to rise, the cold sweats to go off, and its success, confirmed its being an inflammation of those parts, and this practice to be right.

Some few patients were seized with a *συνεχῆς*, or a continued remitting fever, which here usually came to a crisis on the fourteenth day, but in some it did not come to its crisis till the seventeenth or nineteenth day, and then went off: but it never came to intermit regularly here in any, as it frequently uses to do in England.

The slow nervous fever still continued in the north-east parts of the island, with the same symptoms, and came to

the circulating fluids, and falling upon the bronchia and lungs, or was that viscosity produced by the same cause which produced it in the hooping-cough, which was then epidemical?

* *Query* 10. Did not this continued moist, warm state of the air, so relax the solids as to bring on this small pulse and cold sweats, &c. in this inflammation, as also in that of the scrobiculum cordis, or stomach and diaphragm before mentioned, with the same symptoms? which usually do not attend an inflammation at its beginning, as in these, which were both inflammations.

(25) See here! a striking proof of the safety and advantages of bleeding in a depressed state of the system, and of being guided by "acuteness of pain" instead of a full or tense pulse.

its crisis on the nineteenth day, when in and near the town in the winter or cooler months; but it has not appeared in, or near the town, since the month of May.

We had frequent showers of rain, and sometimes thunder and lightning, and much rain in the month of September: though the intervening days were generally very warm, and either calm, or we had small variable winds, mostly from some of the southern points, which are usually hot. The quantity of rain which fell this month, was equal to 6.10 cubic inches deep. The lowest the thermometer was in the morning, was 77, the highest was 80; the lowest it was at noon was at 81, and the highest at noon was 85. The lowest the barometer, was at 29.7, and the highest at 29.9.

The weather continuing to be moist and warm, dysenteries were more frequent, especially among the white people; and were now attended with a greater degree of inflammation than they were in the last months. But bleeding once or twice, an emetic, and toasted rhubarb with an opiate after, and antiphlogistics with gentle restringents and opiates, to abate the pain and restrain the violence of the flux, till the inflammation was taken off, were generally successful. The inflammation of the pelvis and peritoneum, also continued to seize several in this month, as well as in the last; and I observed that the humors had an unusual tendency and afflux towards the lower parts of the belly, in these two months, as they had towards the head and breast, or the upper parts of the body, in the preceding hot and dry months.* (26)

* *Query* 11. does not the continued driness of the season brace up the solids, and dispose them to inflammations; and the continued heat of the sun affect the head and upper parts of the body, so as to cause a greater afflux of the humors to those parts, in long continued dry, hot seasons? and do not the continued moist, warm seasons, relax the solids, especially those of the abdomen, which are naturally more moist, and so cause a greater afflux of the humors to them in such seasons, to which a diminution of perspiration in such seasons may contribute?

(26) The pelvis is one of many other parts of the body to which diseased excitement is disposed to ramble beyond the

Arthritics also suffered much in this month, by the gout appearing with anomolous symptoms, and often attacking the bowels, or falling upon the pelvis and the neck of the bladder: (27) but they were generally relieved by bathing their feet in a decoction of piemento leaves, or other warm stimulating aromatics, and applying stimulating fœnigmi to the soles of the feet, or vesicatories to the remote parts which it used to attack when regular; and giving some aromatics with light chalybeats and volatiles, by which methods it was generally brought to be regular, and was carried off as usual.

We had a few pleurisies, quinseys, and ophthalmies, and but few; and these were generally of a mild, benign kind, and pretty easily cured.

The slow nervous fever which had continued eighteen months in this island, in one part or other of it, now totally disappeared, and left the island, and I think has not been seen in it since; though some have been pleased to call some other fevers by that name.

October was this year much hotter than usual in other years, and also very dry, except that on the 18th, 19th, and 31st days, we had much thunder and lightning, and a considerable deal of rain: so that the quantity of rain which fell in this month, though mostly dry, was equal to 4.07 cubic inches deep. The lowest the thermometer was in the morning, was at 76, the highest was at 82; the lowest it was at noon was at 82, and the highest at 86, and mostly at 85 or 86. The lowest the barometer, was at 29.7, and the highest was at 29.9.

This month being very dry and warm, dysenteries became much less frequent, and more mild and moderate;

limits of nosology. It is not more difficult to cure it upon this account. The remedies should be the same for this purpose as for disease in its more common seats.

(27) Our author confirms a remark made by all physicians of accurate observation, respecting the gout. It seldom fails of doing homage to reigning epidemics by assuming some of their symptoms: it is moreover often excited by them.

and the inflammatory fevers fewer and much less violent also;* and it was in general more healthful.

A febris ephemera seized some few, with a cold rigor, which usually continued about an hour, and was then succeeded by a brisk, hot fever, a quick, full pulse, seldom hard, the heat great, which usually continued about fourteen or sixteen hours, when a general, copious, warm, critical sweat came on, and carried the fever quite off in the space of twenty-four hours time, as a true simple ephemera does.

In the month of November we had frequent showers of rain, and it was much cooler in general than the months last past. The quantity of rain which fell in this month was equal to 4.66 cubic inches deep. The lowest the thermometer was in the morning, was at 76, and the highest was at 80; the lowest it was at noon, was at 79, and the highest at noon was at 84. The lowest the barometer, was 29.7, and the highest was at 29.8.

This month also continued to be pretty healthful; but towards the latter end of it we had a few diarrhœas, and some dysenteries, mostly among the negroes, and a few inflammatory fevers; and we had no diseases but these, which could be said to be epidemical.

The month of December is usually, in other years, a dry month, but this was very wet, for we had rain almost every day more or less, and some days much rain, which rendered it also more cool than usual. The quantity of rain which fell this month was equal to 11.27 cubic inches deep. The lowest the thermometer was in the morning, was at 75, the highest was at 78; the lowest it was at noon was at 77, the highest at noon was at 82. The lowest the barometer, was at 29.6 $\frac{1}{2}$, the highest was at 29.8.

**Query* 12. Did not this proceed from the long continuance of the moist, warm season in the preceding months, by which the animal solids were relaxed, and rendered less fit, or less liable to produce inflammatory diseases? And did not the coming of the warm, dry weather after that, produce a free perspiration, without inflaming the body, turn the humors from the bowels that way, and abate the dysenteries, &c.

The whole quantity of rain which did fall in all this year 1754, was equal to 87.01 cubical inches deep, which is equal to 7 feet 3.01 inches deep, which is a very great quantity, as it was an uncommon wet year.

Upon so much rain falling, dysenteries were more frequent, and were attended with some symptoms which were of a malignant nature, though not more inflammatory; wherein moderate bleeding once, ipocacuanha, rhubarb and opiates, with gentle restringents and sudorifics not too much heating, were the most successful: and when the disease proved more obstinate, the ipocacuanha in small doses, several times repeated (as mentioned in the following treatise) generally procured a free diaphoresis, and carried the disorder off. To some a dose or two of the stibium ceratum, when the fever and inflammation were taken off, was of great service; as this medicine seldom succeeds till that is abated or taken off: an observation which has not been taken sufficient notice of in giving the stibium.

The febricula also seized some few, and when properly treated, was not dangerous; and those who were not bled, or but very sparingly, recovered much sooner: but where the lancet was too hastily and too freely used, it was of bad consequence; as I saw in some cases where they had been too hasty with the lancet before I came: though I saw none that died, yet some were in great danger from it, and I heard of some who died by it.

Many were afflicted with boils, and some with larger imposthumations; and we had no other diseases but these which could be called epidemical.

The month of January was generally dry, though we had a few small showers at times, and it was also more cool than usual; and the most pleasant weather that I ever saw in the West Indies. The quantity of rain which fell in this month, was only equal to 1.20 cubical inch deep. The lowest the thermometer ever was in the morning, was at 72, the highest at 77; the lowest it ever was at noon, was at 77, the highest at noon was at 81. The lowest the barometer, was at 29.8, the highest was at 29.9.

And as this month was cool and pleasant, it was also the most healthful; so that I cannot say that we had any diseases that were epidemical.

February was rather more cool, and full as pleasant as the last month; and I found Fahrenheit's thermometer in the mornings, as low as 70 degrees, which I never saw it before, or since, in eleven years time.

The quantity of rain that fell in this month, was only 1.41 cubic inch deep. The lowest the thermometer was in the morning, was at 70, the highest at 75; the lowest it ever was at noon, was at 77, and the highest at noon was 81. The lowest the barometer, was at 29.8, and the highest was at 29.9.

February was as dry, pleasant, and cool, as the last month, and no less healthful, for we had no epidemical disease till near the latter end of it, when a catarrhal fever seized several; first with a cold rigor, which in some continued four or five hours, in others no longer than one or two, then was succeeded by a hot fever, with great pain in the head: some had pain in their back and all over them, but most of them had pain only in the head, which continued in some but one day, in others two or three days, and in some longer, and then in some went off by a critical warm sweat; but in most an inflammation came on in one leg (something like the fever which produces the elephantiasis, but without any swelling in the inguinal gland, or the red stroke from it to the leg, neither was it that fever) and it became much inflamed, and looked very red, like the skin of one in the scarlet fever; and in some, little small blisters rose on the leg like an erysipelas, upon which the fever abated and went gradually off by this imperfect crisis, and the cuticula peeled off after as in an erysipelas, or the scarlet fever, and they soon recovered: in others, when the morbid matter was not thus cast upon the leg, or some other part, the fever continued a little longer, and was carried off by once moderate bleeding, and encouraging a free diaphoresis with cooling sudorifics, as sal. nitre, camphor. spir. mindereri, acetum camphorat. and diluting plentifully with warm wine-whey, most commonly in four or five days time.

Their blood was generally very florid, and a little inflamed, but rarely sizy.

Asthmatical and phtysical people suffered much from this catarrh; others had it and a cough like a common cold, and a few escaped having either more or less of it; so that it might be said to be truly epidemical, and most probably did arise from this unusual coolness and dryness of the air, rarely felt in this warm climate.

The month of March was rather more dry than the two preceding months; and more cool than usual in such dry weather. The quantity of rain which fell in it, was only equal to 0.66 parts of a cubic inch deep. The lowest the thermometer was in the morning was at 72, the highest was at 77; the lowest it was at noon, was at 78, and the highest at noon was at 82. The lowest the barometer, was at 29.8, and the highest was at 29.9.

Catarrhs, coughs, pleurisies, and peripneumonies, now became more frequent, especially the last: their blood was now generally more or less sizy and inflamed, and both it and the pleurisies required pretty large repeated bleedings, with antiphlogistic pectorals, and expectorating medicines; for in general they expectorated little without the assistance of the last.

Several children had that exanthematous eruption called the chicken pox; and some few on the east side of the island, still had the hooping-cough: and we had no other diseases that were epidemical.

April was dry, except a few showers which fell on three or four days, but it was warmer than the three preceding months; though some days were suddenly cool, then warm again. The quantity of rain which fell in this month, was equal to 2.17 cubical inches deep. The lowest the thermometer was in the morning, was 75, the highest was 79; the lowest it was at noon was at 79, and the highest at noon was 84. The lowest the barometer, was at $29.8\frac{1}{2}$, and the highest at $29.9\frac{1}{2}$.

These sudden changes in the air produced catarrhs, coughs, and some peripneumonies and quinseys, but not of a bad kind, nor the inflammation attending them very great; and if taken in time were not difficult to be cured, by

bleeding and the above mentioned antiphlogistic method. The chicken-pox continued among children: some had the pictonic cholic, or dry belly-ache, which was generally removed in four or five days time, by the method hereafter mentioned.*

And some seafaring people had the putrid bilious or yellow fever.

In the month of May we had frequent showers of rain, which with the clouds intercepting the hot rays of the sun, always cool the air considerably; so that this month was more cool than usual in other years. The quantity of rain which fell this month, was equal to 6.62 cubic inches deep. The lowest the thermometer was in the mornings, was 76, and the highest was 80; the lowest it was at noon, was at 80, and the highest was at 85. The lowest the barometer, was 29.8, and the highest at 29.9.

As this month was so cool and pleasant, it was also more healthful; so that except a few catarrhs and quinseys, we had no diseases that seemed to be influenced by the state of the air, or that could properly be called epidemical; and it was in general very healthful.

We had frequent great showers of rain in the first part of June, so that it was wet and more cool than this month usually is; but the latter part of the month was more dry. The quantity of rain which fell in this month, was equal to 5.84 cubical inches deep. The lowest the thermometer was in the morning, was 76, the highest was 80; the lowest it was at noon, was 80, and the highest was at 86. The lowest the barometer, was at 29.8, and the highest was at 29.9.

As this month was also cool, it was likewise in general healthful. We had only a few catarrhs, coughs, and pleurisies; and some dysenteries among negroes: but this as well as the four preceding months, were more than usually cool and healthful.

* See the following treatise.

We also had frequent showers of rain during the month of July, but it was more warm than the last month. The quantity of rain which fell in this month, was equal to 5.70 cubic inches deep. The lowest the thermometer was in the morning, was 78, the highest was 80; the lowest it was at noon, was at 82, and the highest at noon was at 86. The lowest the barometer, was at 29.8, and the highest was at $29.9\frac{1}{2}$.

The diseases we had this month, principally affected the abdomen; for now the humors had an uncommon tendency towards the viscera of the lower belly, as in the last year at this time: and some were seized with an inflammation of the bowels; others with a cholera morbus; and several with diarrhœas with much griping pain; in some with a fever; others had little or no fever with it: in both they usually had a sickness at their stomachs, and their stools were mixed with a good deal of viscid pituitous mucus. This diarrhœa seized children more frequently than adults; though several of the latter had it. Those who had not a vomit given at the beginning of the disease, generally had it in a more severe degree, and were more difficult to cure; especially when they were reduced low by it: and some died of it. Some had dysenteries with very bloody stools, &c. and several had the putrid bilious fever, especially strangers.

Arthritics also suffered much from this disposition of the humors towards the viscera, which usually carried the gouty humor to them, from whence it was sometimes difficult to remove it to its proper place, the extreme parts.(28)

The month of August was warmer than the last month, though we had more rain in this, than in the last. The quantity of rain which fell in this month was equal to 6.28 cubical inches deep. The lowest the thermometer was in the morning, was at 78, and the highest at 81; the lowest

(28) A diarrhœa from gout, has been found to be an obstinate disease in all countries. It has received, in Virginia, the name of "a downward consumption," from its so often terminating fatally, in common with the consumption, from a disease in the lungs.

it was at noon, was at 83, the highest at 86. The lowest the barometer, was at 29.8, the highest at 29.9.

This frequent rain, as usual here, produced many dysenteries, especially among the negroes; though several white people were seized by it also, but it was neither so frequent, nor so malignant, as it was in the last and some other years. We also had some quinseys, ophthalmies, and inflammatory fevers, but they were neither attended with so high a degree of inflammation, nor so difficult to be cured, as in some other years; for they were generally removed and taken off by bleeding and antiphlogistics, without much danger.

The *essera*, or prickly-heat, and boils, were frequent, especially among children, as usual on the coming in of the hot season; though it was not so sickly as it usually is in most other years at this time.

September was very hot, though we often had showers of rain, most commonly in the nights, which cooled the air a little. The quantity of rain which fell in this month, was equal to 4.56 cubic inches deep. The lowest the thermometer was in the morning was at 78, the highest at 80; the lowest it was at noon, was at 80, and the highest at noon was 85. The lowest the barometer, was at 29.8, and the highest was at 29.9.

Diarrhœas and dysenteries were frequent, as usual at this time of the year; though they were not so violent or malignant, nor so difficult to cure as in some other years. Inflammatory fevers, quinseys, ophthalmies, pleurisies, and peripneumonies, though not so very frequent, yet were so frequent that they might justly be deemed epidemical: their blood in general was a little sizzly, and when it stood till cold, was covered with a thin starch-like pellicle; yet not so thick, or so much inflamed, as it is in these diseases in some other years.

Arthritics suffered much in this month also, from the gouty humor being turned upon the bowels, and the diarrhœa caused thereby, was not easily stayed, or the gout turned into its proper course and place. A small dose of *ipocacuan*. viz. gr. iij. in *theriac. androm.* ℞i. vel. ʒss. given and repeated two or three times, at proper distances; then warm aromatics with volatiles, and a gentle

opiate, commonly answered, with the assistance of the pedeluvium and fœnigmi to the soles of the feet, as before-mentioned to carry the gouty humor to the remote parts of the body; but in some cases they would not so effectually answer, without the assistance of some preparations of steel, as the learned Dr. Musgrove judiciously observes.*

The middle of October was dry, but in the beginning, and towards the latter end of it, we had a great deal of rain. The quantity which fell in this month, was equal to 9.54 cubical inches deep. The lowest the thermometer was in the morning, was at 78, the highest was 80; the lowest it was at noon was at 82, the highest at noon was at 85. The lowest the barometer, was at 29.8, the highest was at 28.8 $\frac{1}{2}$.

As the falling of so much rain, rendered the air cooler than it was in the last month; a catarrhal fever seized many, especially children, for of these few or none, either white or black escaped it; and all had it either in a greater or less degree: (29) some had it so slightly, that they ate, drank, and played as if well, then coughed pretty much, and after it returned to their play again as if well: some had it in a greater degree; and others were seized with a chilliness or gentle rigor, though not observed by some, which was succeeded by a hot fever, accompanied with pain in the head and back, a sickness at their stomachs, and vomiting; but in some the vomiting did not come on till the third, fourth, or fifth day, and then it usually was more frequent and more violent, and was attended with some symptoms of an inflammation of the stomach; the fever and heat continued great, the pulse full, quick, tense, and hard, they breathed quick, and some with difficulty; their blood was florid and much inflamed, and in some very sizy: the cough increased as the disease advanced, and they brought up a tough viscid phlegm, some a concocted thicker matter, which they usually swallowed down into the stomach, and after a

* De Arthritide Anomola.

(29) Here we behold another instance of an epidemic prevailing among children. It appears to be a form of the influenza, or what is commonly called "a catarrhal fever."

little time vomited up, as children who are not of age and sense to spit it out, usually do: some had it so slightly as to require no medicines; others had it so violently as to be in great danger, and some died of it. Bleeding those once or twice, and some thrice, with a liberal use of antiphlogistics and pectorals, most commonly relieved them, and carried it off, if taken in time. This fever did not go off by any regular crisis; but the inflammation being abated, and taken off by the above methods, the remaining part of the morbid matter was discharged gradually from the lungs and bronchia, by coughing and expectorating, and they recovered; though it reduced some of them very low before they recovered: some few adults had it, but most commonly in a more moderate degree; yet some had it more violently.

We had some peripneumonies, and a few quinsys; but except these and the above catarrhal fever in children, it was a tolerable healthful season.

November was much drier, and some days were much warmer than any in the last month; * though we had some

* On the first of November, 1755, which was three days before the new moon, a very extraordinary phænomenon happened at Bridge-town in Barbadoes. At twenty minutes after two o'clock after noon, above an hour after it was high water there, the sea suddenly flowed and rose more than two feet higher than it does in the highest spring tides, and in three minutes time it ebbed so as to be as much lower than the usual lowest ebb; and then it flowed again as high as it did before: and thus it continued to ebb and flow to this uncommon height, and to fall to that unusual lowness, every five minutes, so as to leave the sides of the channel dry to a considerable distance; but the times between its ebbing and flowing decreased, so as to be a little longer, and the water to rise a little less each time, almost in arithmetical progression, after the first four or five times, till near seven o'clock in the evening, when I returned out of the country, and had this account of it from several gentlemen who carefully observed it: and it then continued ebbing and flowing, though it did not then rise above one foot higher, and fall one foot lower, than its usual ebbing and flowing in the common tides, and it was then about twenty minutes between each time of flowing; and so it continued gradually to abate in each oscillation, till after nine o'clock in

rain about the middle and at the latter end of the month. The quantity of rain which fell in it being only equal to 4.40 cubic inches deep. The lowest the thermometer was in the morning, was at 74, the highest at 81; the lowest it was at noon, was 80, the highest at noon, was 85. The lowest the barometer, was 29.7, the highest was at 29.8.

the evening, when the return of the usual tide put an end to this extraordinary motion of the sea. This day was remarkably serene, warm, and dry; we had little wind, and that from the east; the face of the sea was calm and smooth before it came, and the ships in the bay were not moved by it; but the small craft in the channel over the bar, were driven to and fro with great violence, and some of them up against the bridge: and the water flowed in and out of the harbour with such force, that it tore up the black mud in the bottom of the channel, so that it sent forth a great stench; and caused the fishes to float on its surface, and drove many of them on to the dry land, at a considerable distance, where they were taken up by the negroes. Many people were witnesses of this uncommon phenomenon, which could not be accounted for from the known cause of the tides, nor from any other natural cause, unless we supposed that an earthquake was at some distance in the sea, as I then said: though no motion of the earth was perceived here by any person on the land, or in the ships in the bay; neither was any noise heard, either from the earth, or in the air.

But two months after this, we received an account of a most dreadful earthquake, which happened on the same day at Lisbon in Portugal, and destroyed the greatest part of that populous rich city.

We are told, that the first shock of the earthquake there, happened at three quarters of an hour after nine o'clock, and the second shock, which was much greater, and agitated the river and the sea much more violently there, was at twenty minutes after ten o'clock before noon: and the sea at Barbadoes was agitated as above; first at twenty minutes after two o'clock in the afternoon. The distance between Lisbon and Bridgetown is near 3400 English miles, and the difference of time is near three hours and a half, which makes seven hours and a half; and if the sea was moved at Barbadoes by that earthquake at Lisbon, as it is most probable that it was, then the vibrating motion was communicating through so soft a medium as the body of the water is, 3400 miles, in seven hours and

The cattarrhal fever continued most of this month also, and spread itself all over this small island, so that few or no children escaped it; though some had it so mildly as not to be confined in the house by it, when others were in the greatest danger in it, or died of it: and in this month several who had it, had an inflammatory quinsy accompanying it, the inflammation falling upon the throat at the same time.

I found the crude sal. ammoniac. joined with nitre, to be the most powerful attenuant of that viscid sisy lentor, in the blood of those who have these inflammatory diseases, and the greatest antiphlogistic at the same time.(30)

This fever did not go off by any regular crisis, but went off gradually in this month, as it did in the last. I also observed, that it did not in all patients fall upon the sneiderian membrane, and the bronchia and lungs; but in some particular constitutions, it fell upon such other parts of the body, as were either naturally weaker, or had been rendered so by some preceding disease; and then it produced some different symptoms, such as are peculiar to those parts upon which it fell, when they are disordered, and constantly required some different methods of treatment:(31) but as this was an inflammatory fever, and appeared as such in all those different shapes, with inflammatory symptoms, they all required bleeding and antiphlogistic medicines, with variations pro re nata.

a half's time, which is at the rate of $485\frac{3}{4}$ miles each hour, or seven miles and a half in each minute; which is a very swift motion to be communicated by percussion, through so soft a medium as water is.

(30) Our author ascribes the efficacy of his compound of two neutral salts in inflammatory fevers to their attenuating what his master Dr. Boerhoove, called a morbid lentor in the blood, but which modern pathologists have called fibrin, and which they suppose to be the effect in its apparently increased quantity of diseased action in the blood vessels. The neutral salts lessen its quantity by reducing the action of the blood vessels, through the medium of the stomach.

(31) This variety in the symptoms of the influenza, depending upon difference of predisposition, has often been observed during its prevalence in other countries.

We had much rain from the beginning to the middle of December, accompanied with brisk, cool winds; but from the middle to the end of the month, it was more dry and cooler, than in most other years. The quantity of rain which fell this month, was equal to 8.91 cubic inches deep. The lowest the thermometer was in the morning, was 72, the highest was 78; the lowest it was at noon, was at 79, the highest at noon was 82. The lowest the barometer, was at 29.8, the highest was at 29.9.

And the whole quantity of rain which fell in all this year 1755, was equal to 57.29 cubical inches deep.

Dysenteries continued to be epidemical in some parts of the island, though few in or near the town had it. We also had some inflammatory fevers, and a few were seized with an inflammation of the bowels, but not many, neither was the inflammation great or violent; though the humors still continued to have an unusual tendency and afflux towards the bowels. And arthritics, especially such as had weak bowels, suffered much from the gouty humors turning that way: but in general it was tolerably healthful.

The month of January was in general very dry, though we had a few small showers at the beginning of it. The quantity of rain which fell in it, was only equal to 0.45 parts of a cubic inch deep. The lowest the thermometer was in the morning, was at 71, the highest at 76; the lowest it was at noon, was at 76, the highest at noon was at 80. The lowest the barometer, was at 29.8, the highest was at 29.9.

As the weather was cool, pleasant, and dry, it was also in general pretty healthful; except that towards the north-east part of the island, they had some dysenteries, which were attended with inflammatory symptoms, and a fever mali moris, which was often followed with aphthæ towards the latter end of the disease: but bleeding at the beginning of the disease pretty freely, a dose of ipocacuan. and rhubarb and opiates, &c. and the method hereafter mentioned, generally rendered it more moderate, and in a little time took it off. Though to some it was necessary to give the ipocacuanha in small doses after them, which generally was successful: though several of them had taken the sti-

bium ceratum, and repeated it several times before I saw them, without much or any benefit from it; but they were not bled, or at least not sufficiently, and that remedy seldom does succeed when an inflammation attends the disease, unless it be first taken off by suitable evacuations. (32)

We also had some diarrhœas, which in general were more easily relieved.

February continued to be very dry, and we had no rain except a small shower on the 12th, 13th, and 20th nights. The quantity that fell in this month, was only equal to 1.27 cubic inch deep. The lowest the thermometer was in the morning, was 70, the highest 76; the lowest it was at noon, was at 77, the highest was at 82. The lowest the barometer, was at 29.8, and the highest was at 30.

Though this month was so dry, yet the wind being generally in the N. E. points, it was more cool than I ever observed it before; for I found Fahrenheit's thermometer several mornings as low as 70, which is the lowest that I ever saw it in Barbadoes; neither did I ever see the barometer as high as 30 inches before. And as it was thus cool though dry, it was more than usually healthful, for we had no diseases which were epidemical.

March was also dry. The quantity of rain which fell, being only equal to 1.52 cubic inch deep. The lowest the thermometer was in the morning, was at 73, the highest at 78; the lowest it was at noon, was at 79, and the highest was at 83. The lowest the barometer, was at $29.8\frac{1}{2}$, and the highest was at $29.9\frac{1}{2}$.

This month continued to be dry, and more than usually cool in this climate, at this time of the year; and it was pretty healthful.

But I observed that arthritics suffered pretty much in this dry, cool season; and several persons were seized with the opisthotonos, and the tetany from seemingly very

(32) This remark is entitled to the notice of the young practitioner. Purges fail of curing many diseases until they are previously weakened, and prepared for expulsion by means of blood letting.

slight causes*.(33) And we had a few catarrhs, and some few quinsys; and some had tumors about the parotids, fauces, and neck: but in general it was pretty healthful.

April was very dry, as well as the three preceding months; but it was not only warmer than them, but it was warmer than usual at this time, especially towards the latter end of it. The quantity of rain which fell in this month, being only equal to 0.37 parts of a cubic inch deep. The lowest the thermometer was in the morning, was at 75, the highest at 79; the lowest it was at noon, was at 81, the highest at noon was at 84. The lowest the barometer, was at $29.8\frac{1}{2}$ the highest was at 29.9.

The first part of this month was in general pretty healthful, but towards the latter end of it, some were seized with a fever, which is called a *συνερχεῖς* by the Greeks, or a continued remitting fever, which most commonly came on first with a chilliness, not a rigor, which was soon succeeded by a hot fever, with great pain in the head and back, a sickness at the stomach, and frequent reaching and vomiting, so that some could retain little on their stomachs, either medicines or nourishment; their pulse was usually quick and full, in some a little hard and tense: their blood was florid, and of a soft, loose texture, but not so much dissolved as it usually is in the putrid bilious fever, though something like it during the first two or three days of the fever, and very little serum separated from the crassamentum; but as the fever increased, it became more dense, and separated more serum, though it still remained florid.(34) They were very restless, al-

* *Query* 13. Did not this continued, dry, cool season, brace up the solids, and render them more rigid, and diminish the perspiration, and so affect the arthritics? and from this increased rigidity of the nerves, were not the opisthotonos and tetany more frequent, and more easily produced?

(33) From this fact it appears that even the muscular parts of the body, as well as the blood vessels, feel the influence of the sensible qualities of the atmosphere.

(34) This account of the blood in the bilious fever accords with its appearance in the middle states of America. It became, our author says, more "dense" in proportion to the in-

most continually tossing and tumbling, they got little sleep, and that disturbed and without refreshing them; their skin was generally hot and dry, though sometimes moist, and they in a fine breathing sweat: some had large, cold, clammy sweats, especially on the extreme parts, though very hot about the præcordia. The fever abated, and remitted at some certain time, once in every twenty-four hours, but still continued, and returned with great heat, vomiting, and all the same symptoms at different times in the day, in different patients, but usually at the same time in the same patient, and generally abated again in six, eight, or ten hours time; and thus returned once in every twenty-four hours time, without being influenced or increased by the heat of the day, as most fevers in this hot climate are. Thus it continued to remit, and usually came to its ἀκμὴν or height, and began to abate a little between the fourth and fifth days, and generally came to its crisis on the ninth day, and went off when it was properly treated.

Bleeding once at the beginning of the disease, and an emetic after it, were of great service, and yet more so if a gentle antiphlogistic purge, of manna and tamarinds with a little nitre, was given the next day after it; or to those who had a diarrhœa, as some few had, a small dose of rhubarb after the vomit. In some plethoric constitutions, bleeding twice was necessary where the symptoms indicated it; but I observed that some practitioners were too hasty and too free of their lancet at the returns of the fever, and that it was prejudicial to the sick. After these, the use of soft, smooth antiphlogistics, and a dose of syr. e meconio at nights (because I observed, that either tinct. vel extract. thebaic. generally brought on a delirium, or if present before, increased it) most commonly greatly contributed to carry the fever regularly on, and brought it to a crisis, and carried it off by a copious,

crease of the fever. He must have meant the duration of the fever, which being lessened in its violence by bleeding, permitted the blood to assume its natural separation into crassamentum and serum.

warm, critical sweat on the ninth day; some had a loose stool or two also, after which they soon recovered, and we had no other diseases that were epidemical.

May continued to be very dry, and also warmer than the last month, till near the latter end of it, when we had some rain: the quantity which fell was but equal to 1.12 cubic inch deep. The lowest the thermometer was in the morning, was at 78, the highest was at 80; the lowest it was at noon was at 83, and the highest at noon was at 86. The lowest the barometer, was at 29.8, and the highest was at 29.9.

Upon the increase of the warmness of the weather, the continued remitting fever became more frequent, and varied a little in its symptoms: the vomiting was much less frequent, and the head more affected, especially with violent shooting, darting pain, mostly over the eyes, particularly during the exacerbations and returns of the fever; and some had a comatous stupor, others were delirious during that time: the pulse was full and quick, but generally soft, during the first two or three days; but afterwards usually became very variable, so that one seldom found the pulse the same, in the same patient at different times; sometimes it was very quick, fluttering, irregular and small, at other times soft and full, then varying between these almost every hour; the patient sometimes hot and dry, at other times in a profuse sweat, warm at one time, at other times cold: the tongue mostly furred over and white, sometimes brown; some were very thirsty, others moderately so: they generally complained of a great languor and faintness; their urine was mostly high coloured, in some paler, and with a cloud suspended in it, never with a sediment, not even when the crisis came on, nor even after it; and I have always observed, that a sediment is very rarely seen in the urine in this warm climate, in any fever; though it is frequently seen in England in most fevers, upon the coming of the crisis, and especially in this fever, and is generally like brick.

dust:* so that little judgment can be formed by inspecting the urine in this climate, though we frequently can in England.

Notwithstanding these alterations, the fever continued to come to its height between the fourth and fifth day, when properly treated, and nature was assisted, and not hindered by improper practice, and then gradually declined and came to its crisis regularly on the ninth day, as before, most commonly by a copious, warm, critical sweat; in a chance one, by a few loose stools: and I saw one gentleman in whom it went off by a copious discharge from the glands of the bronchia and lungs, and probably some part of the morbid matter by the salivary glands, and was brought up by a frequent coughing, and constant expectorating and spitting; as I have more than once seen in some other fevers in England. (35)

I observed that giving a vomit in the beginning of this fever, when it was attended with so much vomiting, in the last month, was of very great service; but now when they vomited less, or not at all, and the head was more affected, I found that an emetic was of no service, but rather hurtful; but that a gentle antiphlogistic purge given the first or second day of the disease, was of very great service, and generally rendered the fever more mild and moderate, than it was when no such purgative was given. (36.)

* *Query* 14. Does not this proceed from the great heat of the climate, where nature is constantly accustomed to a frequent and great discharge of the animal salts by sweat, where the sweat is always found to be much more salt than it is in colder climates; which animal salts are usually carried off by the urine in all colder countries?

(35) The bilious fever, commonly called the break-bone fever, which appeared in Philadelphia in the year 1780, terminated in many cases by a critical discharge from the bronchia, known by the name of "sereatus."

(36) We cure a diarrhœa by creating a new action in the bowels, by means of purges. Why should we not check a vomiting in a similar manner, by creating a new and artificial action in the stomach, by means of emetics?

Except this fever, and not very many had it, we had no other diseases which could be said to be epidemical; so that it was in general a pretty healthful season.

The dry, warm weather continued to the middle of June, when a considerable quantity of rain fell, equal to 3.37 cubic inches deep. The lowest the thermometer was in the morning, was at 79, the highest at 87; the lowest it was at noon was at 82, and the highest at noon was at 87. The lowest the barometer, was at $29.8\frac{1}{2}$, the highest was $29.9\frac{1}{2}$.

Upon the falling of this rain, the weather became more cool and moist; and the continued remitting fever totally disappeared, so that I did neither see, nor hear of any, except one that was seized with it after this change. Some few had catarrhs, and some were seized with inflammations in the breast, though not many; and upon the falling of this rain the season in general became healthful.

From the middle of June, to the end of July, we had frequent great showers of rain, and it was much cooler than the two preceding months were, and more cool than usual in this month in other years. The quantity of rain which fell in this month was equal to 6.75 cubical inches deep. The lowest the thermometer was in the morning, was at 77, the highest was 80; the lowest it was at noon, was at 82, the highest at noon was at 86. The lowest the barometer, was at $29.8\frac{1}{2}$, the highest was at $29.9\frac{1}{2}$.

The weather being in general much cooler, catarrhs became more frequent, though not very bad; and we had some pleurisies and peripneumonies, but not of a bad kind; and they were commonly removed by bleeding, and the usual antiphlogistic method and medicines. But dysenteries, upon the falling of these rains, became frequent, and some of them were of a bad malignant kind: they usually came on gradually at the beginning, and the fever was very moderate on the two or three first days, and sometimes scarce perceptible; but on the third, fourth, or fifth days, the fever increased much, and sometimes to be violent, and the purging also, with much griping pain in the bowels, and sickness at the stomach, and frequent stools with much blood and brine-like ichor, and much mucus

was discharged with them; the pulse was very quick, sometimes full, but more frequently small, and often hard, but always very quick; they were often delirious, and their extreme parts cold. Bleeding at the beginning, and repeating it as the fever, &c. indicated; ipocacuanha, rhu- bard, and opiates, with antiphlogistic restringents and opi- ates, were the most successful in general, with ipocacuan. in small doses. But in some cases, though these were gi- ven in the most cautious and judicious manner, they did not give that relief, nor answer as they usually do in other years to some patients, neither did the ipocacuanha in small doses; yet the antiphlogistics with subacid restrin- gents and antiseptics with small doses of opiates (and the testacea to some children, with antiphlogistics and gentle anodynes) answered better, and often prevented a mortifi- cation from coming on in some patients; but in some few others, after four or five days more, though the stools had been brought by these methods to be more stercora- ceous, and they seemed to be something better, the stools returned with more violence, and the pulse became more frequent, small, quick, and irregular, the extreme parts grew cold, with cold clammy sweats, the delirium increa- sed, a coma came on, and nothing could prevent the fatal period; and they died with all the symptoms of a mortifi- cation of the bowels. This was the case of a few; but others in general when bled and vomited at the first, and then giving the ipocacuanha in small doses, and opiates, with antiphlogistics and subacid restringents and gentle opiates, generally recovered, though not without great dif- ficulty and danger: but as this disease continued, it be- came less malignant, and more moderate than it was at its first coming.(37)

We had a considerable quantity of rain through all the month of August, though but in showers, and it was often clear and hot between them; and from the middle of the

(37) This remark applies to nearly all great and mortal epi- demics. They become less fatal just before they disappear than they were in their first and middle stages.

month to the end of it, it was very warm, as we had but little wind, and it was often calm. The quantity of rain which fell in this month, was equal to 3.89 cubic inches deep. The lowest the thermometer was in the morning, was at 78, the highest was 80, the lowest it was at noon, was at 82, and the highest at noon was at 86. The lowest the barometer, was at 29.8, the highest was at 29.9.

The dysentery continued, and became more frequent, especially among children, but was not quite so malignant as in the last month; for now by bleeding once or twice, and in a chance one thrice, a dose of ipocacuan. and rhubarb with an opiate after it, and a few small doses of the former after that, and antiphlogistic subastringents with opiates, they generally recovered.(38) To children, after bleeding once or twice, a few small doses of ipocacuan. from gr. i. to gr. ij. and a little rhubarb with an anodyne, then sal. nitre, coral. rubr. vel pulv. e bolo c. equal quantities, in the julep e cret. or such like mixture with an anodyne, generally checked it, and took it off in four or five days time.

Ophthalmies were also frequent, but were generally carried off by bleeding, and two or three cooling purges, and a cooling, repelling collyrium: and we had also a few pleurisies and inflammatory fevers.

The continued remitting fever which we had in May and June, and disappeared on the falling of the rain towards the latter end of June, and was not seen for near two months, now returned again about the middle of this month, soon after the return of the hot weather; but now differed in some of its symptoms from what it was then: now the fever was continual during the three or four first days, and then usually remitted regularly as it did before; but the remissions were longer, and the fever higher on its return, which usually continued five or six hours; the pain in the head was greater, not only during the first

(38) We see here another proof of our author's boldness in the use of the lancet, and of its success in a climate in which it has been universally supposed to be hurtful.

three days, but in the returns of the paroxisms; the pulse was usually quick and full at that time, in some it was attended with vomiting, in few with loose stools; and after five or six hours the fever abated, and the pulse was lower, though often quick and small, and in some a little languid, and some seemed to have little or no fever for several hours, as if it would intermit, but it never did; neither would suitable evacuations bring it to intermit, as they often do in England: the thirst was great in all, even when the fever was lowest; the tongue was covered with a white or brown slough; their sleep little, and that greatly disturbed; some had nervous twitchings and slight subsultus tendinum, but these mostly in the paroxisms; they generally were low and languid when the fever abated, or was most remiss: and it usually now came to a crisis on the fourteenth day, when properly treated, and neither raised too high by too warm medicines, nor brought too low by too great evacuations, or over-cooling a regimen, and was carried off by a general, copious, warm, critical sweat.

Those who had lax, weak, or gross phlegmatic constitutions, required medicines that were a little warmer, and some volatiles, to be given with the other; when those who were more plethoric, and had rigid, tense solids, required larger bleeding, and antiphlogistics, and sometimes emollients with some of the milder volatiles, with suitable variations pro re nata.(39)

At this time several were afflicted with the hæmorrhoids or piles, both internal and external, which were attended with inflammation and much pain in those parts; which were generally removed by the use of proper sulphurous medicines, fomentations, &c.

The month of September was very warm, the wind being mostly in the south, or in some of the southern points, and often attended with thunder and lightning, and much

(39) In thus keeping the fever within the limits of the operations of nature, by depleting or cordial remedies, according to the state of the system, without attempting to shorten its course, our author shows himself to be a disciple of Dr. Sydenham.

rain, and often calm, or very little wind; so that it was very hot. The quantity of rain which fell in this month, was equal to 7.69 cubic inches deep. The lowest the thermometer was in the morning, was at 78, the highest at 82; the lowest it was at noon, was at 82, and the highest at 85. The lowest the barometer, was at 29.7 $\frac{1}{2}$, and the highest was at 29.9.

Dysenteries still continued to be frequent, and now were epidemical all over the island, both among the white and black people, and was often of a bad kind, and difficult to be cured, especially towards the latter end of the disease; even after the fever and its bad symptoms were taken off, by bleeding and antiphlogistic substringent medicines, it was difficult to corroborate and strengthen the great relaxed state of the intestines, and divert the uncommon afflux of the humors from them.

Some few were seized with the continued remitting fever still, though not many; the symptoms were much the same as in the last month.

And I saw several patients who had both this fever, and the dysentery at the same time, which were evidently distinguishable from each other, by their peculiar symptoms; as a distinct remission of the fever, and its returning at or near the same time; and most commonly in the evening, as that fever now usually returned: when at the same time the dysentery, with great pain in the bowels and griping, bloody stools, continued also; and this last was most commonly removed; and totally ceased or taken off, several days before the other fever came to its crisis; which it usually did on the fourteenth day, in this case also, as well as when it was alone: and it has been observed by others, that two different diseases, when both were epidemical at the same time, frequently do partake of each other's symptoms in the same patient, at the same time*, as I have also observed before. †(40)

* Dris. Sydenhami Opera. Dris. Rogers.

† Hillary on the small-pox and epidemic diseases.

(40) The editor has seen a few sporadic cases of the hæmorrhagic dysentery described by our author, and is sorry to add, they were generally fatal. He supposes the blood came from the liver.

Several children, and some few adults, were seized with a hæmorrhage from the intestines, and voided considerable quantities of blood that way, without any fever, sickness at their stomach, and without griping or much pain, or much excrement or mucus, or any symptoms of the dysentery;(41) and soon were well again with only taking a little styptic tincture: and I observed, that several persons who seemed to be well, and walked about their business, had unusual loose stools, some for a longer, others for a shorter time, and then ceased without taking any medicines; kind nature having thus discharged the infectious matter that way, without any assistance. And likewise, that those who were seized with pleurisies, usually had a purging during the three or four first days of the disease, which then ceased by bleeding, without any medicines to restrain it.* I could not observe that we had any other epidemical diseases at this time.(42)

In the month of October we had frequent showers of rain, and sometimes much heavy rain, both with and without thunder; and often much lightning without either of them; and the weather was cooler than usual in other years in this month. The quantity of rain which fell in it, was equal to 5.44 cubical inches deep. The lowest the thermometer was in the mornings, was at 75, the highest at 82; the lowest the thermometer was at noon, was at 78, and the highest was at 86. The lowest the barometer, was at 29.8, and the highest at 29.9.

(41) We observe in this paragraph a form of dysentery which occurs occasionally in all countries. The hæmorrhage, when moderate, is favourable, but when profuse, is generally fatal.

* *Query* 15. Was not this uncommon disposition and afflux of the humors to the bowels, principally caused by the falling of so much rain and cooling the air, and thereby diminishing the perspiration, and turning the perspirable matter and sweat too suddenly upon the bowels? Especially as they had been great before, and the fluids much rarified by the preceding warmth in the months before?

(42) We see here a mixture of pleurisy with a discharge from the bowels, similar to the febris introversa of Dr. Sydenham.

Upon the weather being more cool, the continued remitting fever totally ceased and disappeared; but the dysentery still continued, with full as bad symptoms, and was no less difficult to be cured than it was in the last month.

We also had some pleurisies and inflammatory fevers, in several of which a diarrhœa, and in some few a vomiting accompanied them during the two or three first days, but was generally abated or totally stayed by bleeding; as it arose from too great a plethora, the relaxation or weakness of the intestines, and the unusual disposition of the humors to flow towards the bowels; after which antiphlogistics generally took off the disease successfully. I also observed the same disposition of the humors towards the bowels, in most other diseases; and even where a cathartic was given in any other case, that a much less dose would answer the purpose, than usually did at other times: and arthritics also suffered much from this disposition of the humors.(43)

During both this and the last month several persons had a diarrhœa alba, or white flux, in which their stools were more white than usual in a jaundice, though no yellowishness appeared in their skin or eyes, neither had they pain in the region of the liver, or in the biliary ducts, nor any other icterical symptoms; neither had they any unusual acidity in their stomachs or bowels that I could observe; yet their stools were more white, than if their diet had been only milk, bread and flour, &c. and that in several adults whose diet was the reverse; neither were their stools chilous, as in a lientery: but these were generally pretty soon relieved by a vomit, or a few small doses of ipecacuanha, and a little rhubarb with an opiate.(44)

(43) A good hint to physicians in the choice and use of purges!

(44) The disease thus minutely described by our author appears to be what the editor in another place has called the "diabetes chylosus." It is both of an acute and chronic nature. Children are oftener affected with it than adults. It exists without any obvious signs of disease in the liver and stomach.

We had frequent showers in November, though not quite so much rain as in the last month; and they both were more cool than they usually are in other years. The quantity of rain which fell in this month, was only equal to 3.75 cubic inches deep. The lowest that the thermometer was in the morning was at 74, the highest at 79; the lowest it was at noon, was at 80, and the highest was at 83. The lowest the barometer, was at 29.8, and the highest was at 29.8½.

The dysentery still continued, though not quite so frequent as it was in the two last months, nor altogether so malignant, or difficult to be cured.

We had also a few inflammatory fevers, and some pleurisies, peripneumonies, and quinseys, towards the latter end of the month, but not many; neither were they in general of a bad kind, but were usually taken off by bleeding, and the use of proper antiphlogistic medicines: and no other diseases appeared which could be called epidemical.

December was in general cool, and we had frequent showers, and sometimes pretty heavy rain; and on the 26th we had a flood. The quantity of rain which fell in this month, was equal to 5.44 cubic inches deep. The lowest the thermometer was in the morning, was at 74, the highest at 76; the lowest it was at noon, was at 76, and the highest was at 82. The lowest the barometer, was at 29.7½, and the highest was at 29.9.

The whole quantity of rain which fell in this year, was but equal to 40.61 cubical inches deep.

We still continued to have some dysenteries, and a few diarrhœas, though not many of either: we also had a few inflammatory fevers, but they were all more mild and benign than they were in the preceding months. Some had a catarrh, and others a choriza, but in so moderate a degree, that they were usually carried off in a few days, by only drinking sack-whey, tea, or other small liquors warm.

The month of January was in general cool and dry; but the instrument with which the quantity of rain falling

in each month and year being broke, and a new one not to be had here, my worthy friend could not carry on his experiments any longer; so that I cannot give the exact quantities this year, but shall mention when we had any considerable quantities of rain; and how the thermometer and barometer stood, as I have done before.

The lowest the thermometer was in the morning, was at 70, the highest at 75; the lowest it was at noon, was at 77, and the highest at noon was at 80. The lowest the barometer, was at 29.8, and the highest at 29.9.

The diseases we had in this month were mostly of the inflammatory kind, and chiefly those which affected the head and breast; though in the preceding months, the humors had an uncommon afflux towards the bowels, and lower parts of the body, during the wet season; but it being now cool and dry, the humors seemed to take a different turn towards the superior parts, and fell principally upon the head and breast, and produced catarrhs, corizas, quinsys, peripneumonies, pleurisies, and paraphrenitises, all which are diseases of the inflammatory kind; but the pleurisies were most of them of the nothous kind, and so were some of the peripneumonies, and did not require so large bleeding, especially the first; after which it was usually carried off by the use of antiphlogistic pectorals with some volatiles, and an antiphlogistic purge or two; for these seldom expectorated any thing material, neither were expectorating medicines of much service, when they were given, as I observed in several where they had been given before I was called to them.(45) The other inflammatory diseases were generally carried off by bleeding, and a free use of antiphlogistics.

The month of February was also cool and dry, except that on the 18th day a considerable quantity of rain fell.

The lowest the thermometer was in the morning, was 70, the highest at 75; the lowest it was at noon, was at

(45) The nothous pneumonies of our country generally require prompt and copious bleeding. Our author is correct in remarking that they seldom go off by a discharge from the lungs, especially where sufficient bloodletting has been employed.

76, and the highest was at 80. The lowest the barometer was at 29.8, the highest was at 29.9 $\frac{1}{2}$.

This month was cool and pleasant, and more healthful than any time that I can remember in the ten years past; as we had no diseases which could be said to be epidemical, except a fever of the inflammatory kind, which seized some children and young people, and but very few adults: it usually came on with a gentle chilliness, not a rigor, which seldom continued more than half an hour, with a little sickness at their stomachs, after which a fever came on, with a quick, and mostly a full pulse, great heat, and soon after a pain in one thigh, leg, and foot; in some in one arm, not in both these, nor in both legs, nor both arms; and as the fever increased, the pain in the leg, or in the arm, increased and swelled and looked very red, like that of the scarlet fever, or rather like that of the elephantiasis fever, but it was not that fever; in some the fever was so high as to cause them to be delirious, in others to be comatose; in some a cough came on, at the first, with it, in others the cough did not come on till the third or fourth day, and in some was very troublesome, in others it was much less so; after bleeding once moderately, and giving some antiphlogistics, the fever began to abate, and the swelling and inflammation in the leg or arm increased, and looked very red, and as that increased, the fever abated, and gradually went off in six or seven days time; and the swelling and inflamed redness on the leg or arm went off also, with the use of emollient, apperient fomentations, and encouraging the part to sweat after fomenting it, by keeping it warm in flannel, in a few days time, and then the cuticula peeled or scaled off; and they were well.

When this fever was treated with alexipharmic medicines, or a hot regimen, as some did, the inflammation and fever were increased, and it generally ended in an abscess, which being opened, it discharged much matter for a considerable time, and greatly reduced the sick; and did not relieve them near so soon, as when it was carried off by sweating the part, as above, in the way which nature

IN THE ISLAND OF BARBADOES.

indicated, neither did they recover near so soon. Others were so imprudent as to give the cortex peruviana, upon the abating of the fever; which produced irremovable obstructions, (as the great professor Boerhaave says it will in such inflammatory cases, as I have several times seen it, and sometimes predicted its doing so) which ended in a large abscess, or abscesses, from which, when they lay deep, the acrid matter was absorbed, and produced a violent hectic fever, which, with the great discharge from the abscess, sunk the patient in a short time.

Some people had only a troublesome cough a few days, without any fever, and a swelling in the hand or arm came on; upon which the cough abated, and went gradually off as that increased, as also did the swelling in a few days after that; so that this was something of the same disease, but in a much easier degree; and some had abscesses, who neither had the fever nor the cough; nature being thus disposed to cast off, whatever was thus injurious or offensive to her, whether it was from the air, or from some kind of infectious miasma, or from whatever other cause it arose, by such an imperfect crisis, in this manner.(46)

We also had some inflammatory rheumatisms, more than usual in this warm climate; but they were generally carried off by bleeding, a cooling cathartic or two, and an anodyne after them, as Dr. Sydenham advises, and the use of antiphlogistic medicines.

The month of March continued to be very dry, and more cool than usual; though we had sometimes a few small showers in the nights.

The lowest the thermometer was in the morning, was at 73, the highest at 76; the lowest it was at noon, was at 78, and the highest at noon was at 81. The lowest the barometer, was at $29.8\frac{1}{2}$, and the highest at $29.9\frac{1}{2}$.

(46) The presence of abscesses in this fever, is a proof of the predominance of a centrifugal power in the system. They should in all cases, be considered as intimations from nature of the propriety of using blisters in the fevers which accompany them.

The state of diseases continued to be much the same as in the last month.

The month of April was also very dry, and likewise cool till near the latter end of it, when it began to be something warmer, but dry. The lowest the thermometer was in the morning, was at 74, the highest at 76; the lowest it was at noon was at 79, and the highest was at 82. The lowest the barometer, was at $29.8\frac{1}{2}$, and the highest was at $29.9\frac{1}{2}$.

These two months continuing to be very dry and cool till near the latter end of the last, the diseases that were epidemical, were chiefly of the inflammatory kind, though they were not many; coughs and catarrhs were the most frequent, and we had a few quinseys, peripneumonies, and inflammatory rheumatisms, and a few paraphrenitises; but the depuratory fever, before mentioned, wherein the morbid matter was cast upon the leg or arm, continued to be frequent in both these months, and appeared with the same symptoms as in the preceding month; but as the weather became more warm towards the latter end of this month, the coma attending it was more frequent, and something greater, so that the patient usually lay as if asleep, and if awakened, he instantly dozed and slept again, and continued so till the leg, or arm became inflamed, and as that inflammation increased, the coma abated, and the fever also, and both went off, and the inflammation also after that, as before described.(47)

Gentle cooling diaphoretics, as the saline julep of sal. absinth. succ. limon. &c. and diluents, were the most efficacious; though it was most commonly necessary to add antiphlogistics, especially to some to abate the too great violence of the fever, and also to bleed them; but to others who had lax, weak constitutions, it was sometimes better to omit bleeding, and most of the antiphlogistics, and only

(47) The reader will please to attend to this second notice which our author has taken of the disposition of the inflammatory fevers of Barbadoes, to fall upon one of the extremities. We shall find the intermittents hereafter, still more disposed to pass out of the system in the same way.

give the saline mixture, or to add acet. camphorat, vel spir. mindeneri, to assist nature to carry off the morbid matter in the way which she indicated.

The month of May also continued to be very dry, and more warm, so that the face of the earth was burned brown; and scarce any thing appeared green, except the trees, shrubs, and some of the sugar canes; and most ponds of water were dried up; and we had very little rain in all this month.

The lowest the thermometer was in the morning, was at 76, and the highest at 79; the lowest it was at noon, was at 82, and the highest was at 85. The lowest the barometer, was at 29.9, and the highest was at 30.

This great drought continuing, and it being more warm, inflammatory diseases increased, and became much more frequent; as peripneumonies, pleuro-peripneumonies, and pleurisies; in which the fever was generally high, the pulse quick, full, and most commonly hard; and their blood was sily and much inflamed.(48) In the peripneumonies, it appeared, from the symptoms attending, that the obstruction and inflammation was more in the small branches of the pulmonary arteries, than in the branches of the bronchial arteries; but it very often was in them both, which always renders the disease much more dangerous and often fatal, if not timely relieved by bleeding very largely, at the very first appearance of its symptoms: and this, with repeating it in some cases, and a liberal use of attenuating antiphlogistics, as the sal. ammoniac, sal. nitre, spir. mindeneri, &c. and diluting plentifully; also the fumes or steams of warm water and vinegar received into the lungs by the breath, with fomentations to the breast, were the most efficacious both in the peripneumony, and pleuro-peripneumony, and if used plentifully, in time, were generally successful.

In some of these patients, an erysipelatose eruption appeared about the breast, and in others on several parts of

(48) See here! another proof of dry and hot weather producing inflammatory diseases. The plague of London in the year 1665, was preceded, Dr. Sydenham tells us, by a hot and dry summer.

the body, on the fifth or sixth day of the disease, which greatly relieved their breathing, as the great Hippocrates, and also Aræteus Capadox, both observe*; and I found that the fever also, and all its symptoms were considerably abated by and after that eruption, especially when it was assisted by the above antiphlogistic attenuating medicines, and the use of aperient sudorific fomentations to the breast, or parts where it appeared, and also by bathing their feet and legs in the same decoction, or fomentation, as they all greatly contributed to revulse that erysipelatose humor from the lungs, to the external and remote parts of the body; agreeably to the advice of the great Hippocrates in epidem. lib. vi. sect. 2.(49)

Some few were seized with a fever, which first came on with a chilliness or gentle rigor, which was succeeded by a hot fever, in some the heat was more intense, and more moderate in others, but in all with great pain in the head, back, and limbs; a little sickness at their stomachs; their pulse was quick, full, and mostly hard; their blood was generally of a florid red colour, in some a little sisy, but not so much so as in those who had the peripneumony. (50)

Bleeding once, or those who were plethoric, or had strong elastic fibres, twice, in order to keep the fever moderate; then giving the above antiphlogistic medicines pretty freely, usually carried the fever regularly on, and most commonly brought it to a crisis on the seventh day, when it went off by a copious, warm, critical sweat.

Several children, and some few adults, were seized with a flushing heat and great redness in the face and head, both which swelled considerably, but no blisters or

* Hippocrat. Aræteus Capadox. Cap. de Pluritid. et in Cap. de Pulmonar.

(49) We have here another hint for the use of blisters in fevers of a ceratriful type.

(50) Our author in the history of this fever, in describing the pulse, does not mention its frequency, wisely marking those of its states upon which the indications of cure should be chiefly founded.

erysipelatoſe eruptions, like what is uſually called St. Anthony's fire appeared, with a little pain in the head; ſome were a little feveriſh, others had no fever; this ſwelling continued four or five days, and then went gradually off by inſenſible perſpiration, without much medicine. It was of the cryſipelatoſe kind, though no eruption appeared, but the humor paſſed off through the pores without it; and the humors continued during this dry, warm ſeaſon, to have an unuſual tendency and afflux towards the head.

The month of June was moſtly dry, though we ſometimes had ſome ſmall ſhowers of rain, and ſome moderate cool winds.

The loweſt the thermometer was in the morning, was at 78, the higheſt at 80; the loweſt it was at noon, was at 80, and the higheſt was at 86. The loweſt the barometer, was at $29.8\frac{1}{2}$, and the higheſt, was at $29.9\frac{1}{2}$.

The before mentioned depuratory fever ſtill continued, but was ſomething leſs frequent than it was in the two laſt months; and we ſtill had ſome inflammatory fevers, as peripneumonies, pleuro-peripneumonies, and quinſeys; though not quite ſo many as we had in the two laſt months; but the inflammation and fever in thoſe who had them, were full as great, and their blood when cold was covered with an inflammatory, ſiſy, buff-like pellicle, and their pulse was generally full, quick, and hard, and accompanied with great pain in the head, as well as in the breaſt, or ſide. And theſe were not relieved, and the diſeaſe taken off without bleeding largely, and that repeated ſeveral times in ſome caſes, and a liberal uſe of antiphlogiſtics, given in large doſes, and that every two hours, or oftener; by which the inflammation and fever were generally taken off, and they recovered much ſooner.* And I

* *Query 16.* Were not theſe inflammatory diſeaſes cauſed or produced, by the long continued great drineſs of the five preceding months, by which the animal fibres were ſo braced up as to be ſo tenſe and elastic, as to be ready to produce an inflammation from the leaſt accidental cauſe, as being too much heated by exerciſe, or too ſuddenly taking cold, when hot, or being wet, or any other way ſtopping the perſpiration, and ſo increaſing the momentum of the fluids?

must observe, that these antiphlogistic medicines are usually given in such small trifling doses, especially by some, in this island, and I believe in most other places, that they do but little service, especially where the inflammation is great, and the fever violent; neither can they take off the inflammation and conquer the fever, unless they are given in much larger doses, and much more frequently also in some cases. I have seen a pleurisy attended with a violent inflammation and fever, and very acute pain, and the patient's blood sizzly like buff, taken off by bleeding once to zxxiv . and giving sal. nitri zj . sal. ammoniac. crud. depur. gr. xij. vel. xiv. in a draught of decoct. pectoral. cum spir. nitri dul. spir. mindereri every hour, in the first twelve hours, and every two or three hours after, till the patient had taken sixteen or twenty doses, in the space of thirty-six hours; whereas if they had been given in the small, or even in the usual, doses, they could have had little effect in that case, even in a much longer time; though by thus giving them, the pleurisy was taken off, and the fever also, in the space of thirty-six hours time.(51)

The beginning of July was also dry, but we had frequent showers after, and sometimes pretty heavy rain, so that in the whole we had a good deal of rain in this month, and it was more cool than the last month.

The lowest the thermometer was in the morning, was at 78, the highest at 79; the lowest it was at noon, was at 80, and highest was at 84. The lowest the barometer, was at $29.8\frac{1}{2}$, and the highest was at $29.9\frac{1}{2}$.

The depuratory fever still continued in this month, but after the falling of the rain, it varied something in several of its symptoms, from what they were in the preceding dry months; it now came on with a moderate but greater

(51) However effectual these large, and repeated doses of nitre and sal ammoniac may have been in reducing the morbid excitement of the blood vessels, the system would probably have suffered less from the loss of fifty or sixty ounces of blood, than from the powerful impression of two or three ounces of those salts upon the stomach.

rigor, which usually continued about an hour, and then was succeeded by a more hot fever, with a full, quick, and most commonly a hard pulse; great thirst, and great pain in the head and back, and in some in the limbs, and some were delirious; some had a hot, dry skin, others sweated freely; their blood was generally sily and covered with a buff-like pellicle. This continued in some but one day, but most commonly four or five days, and then nature deposited the morbid matter on the thigh, leg, or arm, and very rarely on any gland or glandulous part, as sometimes happens in some other fevers, where it now usually formed an abscess, and did not go off by sweating, as it did in the preceding months; and as the inflammation in the thigh, leg, or arm increased, the fever abated, and when the tumor suppurated and the abscess was formed and opened, the fever went entirely off.

Towards the latter end of the month*, after a considerable quantity of rain was fallen; some dysenteries began to appear, but they were not attended with any symptoms more than usual.

The month of August was in general dry and warm, though we had some small showers, and lightning often, and sometimes some thunder; and on the 20th and 31st days we had much rain; and it was cooler.

* On the 29th of this month, we had an earthquake in Barbadoes, which continued a little more than half a minute: the houses shook very much; but none fell, though some were expected to fall, and the earth seemed to rise and fall as if some large body had been rolled on under its surface; and a grumbling noise was heard in several places, in the earth, like the noise of several carriages passing on the streets, or like a drum, or thunder at a distance. The motion caused many people to be giddy, and some to be sick and vomit, for some time after it was over. I could neither observe any sulphurous or other smell to arise from the earth, or to be in the air, either during its motion, or after it was over. Neither could I observe any alteration in the diseases then reigning, or in those that followed after it, which could be rationally ascribed to its effects, or to be caused by it.

The lowest the thermometer was in the morning, was at 76, the highest at 80; the lowest it was at noon, was at 78, and the highest was at 85. The lowest the barometer, was at 29.8, and the highest was at 29.9.

Upon the falling of this rain, some diarrhœas appeared, and the dysentery became more frequent, especially among the negroes; and I observed, that when the dysentery got into an estate among the negroes, it generally became infectious and spread amongst them, so that many more were seized with it, and in several it was now attended with very bad symptoms. And I have observed the same in some other years, though not in all years.

Bleeding once or twice, and vomiting, and a dose of rhubarb with an anodyne; then giving some small doses of ipecacuanha, and anodynes with subacid restringents after them, and some healing balsamics at the last, were generally successful.

Inflammatory fevers were also frequent, as quinseys, pleurisies, përipneumonies, pleuro-peripneumonies, and rheumatic fevers; in all which, their blood was generally much inflamed; and they mostly required repeated bleeding, and antiphlogistics to be given liberally, and when they were so given, they generally were successful.

The depuratory fever also continued to seize several people in this month, and after it had continued one day in some, in others two or three days, the morbid matter was cast upon some muscular or fleshy part of the body, and not upon any gland as observed before, which is more usual in other fevers, and in other years, where it now formed a hard tumor, which was difficult either to be suppurated, or to be dispersed; for it now often did not suppurate, but dispersed, but not easily, nor in a short time; which is something uncommon; however, as those tumors rose, the fever abated much, and as they suppurated, or dispersed, it went entirely off.

The beginning of September was hot and dry till the tenth day, after which we had much rain, almost every day, and sometimes much thunder and lightning; and the rain continued, at times to the end of the month,

which rendered it more cool than this month usually is in other years.

The lowest the thermometer was in the morning, was at 77, the highest 80; the lowest it was at noon, was at 76, and the highest was at 85. The lowest the barometer, was at 29.8, and the highest, was at 29.9.

As this month continued to be wet, and more than usually cool, dysenteries became more frequent, and were attended with some bad symptoms, and were fatal to some patients. We also had some pleurisies, peripneumonies, pleuro-peripneumonies, and inflammatory fevers; in which their blood was most commonly much inflamed, and covered with a starch-like, or buff-like pellicle. Some few were also seized with the before mentioned depuratory fever; and the tumors could now very rarely be brought to suppurate, and it often was a considerable time before they could be entirely dispersed, even though the patient was recovered, and otherways well.

Not long after the rain began to fall, many were seized with a catarrhal fever; and in some it was moderate, and they only had a cough, hoarseness, and a coriza, which went off in a few days; but others were taken with a cold rigor, which usually continued half an hour or an hour, and was succeeded by a hot fever, with a great defluxion of rheum on the bronchia and lungs, and a violent cough; they expectorated little the first two or three days, but considerably more afterwards; it was frequently accompanied with a peripneumony, or a pleuro-peripneumony, in which the bronchia and lungs were much inflamed; and their blood was covered with a starch or buff-like pellicle. These required pretty large bleeding, and a liberal use of antiphlogistic pectorals; and with which they were most commonly relieved.

Towards the latter end of this month, some few patients, in the north part of this island, were seized with a putrid synochus fever: but it neither continued long amongst them, nor did it spread further into any other parts of the island.

We had a good deal of rain in the month of October, and it was also more cool in general, than is usual in this month.

The lowest the thermometer was in the morning, was at 76, the highest at 80; the lowest it was at noon, was at 78, and the highest at 84. The lowest the barometer, was at 29.8, and the highest at 29.9.

Dysenteries still continued, but were less frequent than they were in the two preceding months. And the depuratory fever which we had in the three or four last months, now totally disappeared.

But the catarrhus fever became more frequent, so that few escaped having either more or less of it, as in the last month; though in some it only appeared as a common cold, and went off in the same manner; but in some, the catarrh with a colluvies of sharp serous humor fell upon the bronchia and lungs, and produced a peripneumony with a violent cough, great inflammation, with great difficulty of breathing, and all the other symptoms of that disease. In some others it fell upon the pleura, and produced a pleurisy, with its symptoms; and in some few, on the mediastinum and pericardium, and produced a paraphrenitis: in all which the inflammation was generally great, and their blood much inflamed, and more or less sily.

In some others the inflammation was general, and did not fix upon any one part of the body; but they had a fever with great pain in the head, and sometimes all over the body, a quick, full pulse, and some were sometimes delirious, or comatous, for the head was usually most affected; their blood was inflamed, and very florid, but not sily as in the others above-mentioned. In these, after bleeding once, and the use of antiphlogistics, the fever generally went off by a copious, warm, critical sweat on the fifth day. Some had this fever in a much easier degree; they only had a feverish heat, with a flushing red colour in their face, a pain in the head, with a quick pulse, which continued a few hours, and then abated for a few hours, and returned again in the same manner several times, and at last went off by a critical sweat on the fifth day, as in the others. But those who had the peripneumony, paraphrenitis, and the pleurisy, required much larger bleeding, and that very early in the disease, and sometimes repeating it, and a

more liberal and plentiful use of the antiphlogistics, by which, if taken in time, they usually recovered.(52)

The dysentery became more frequent towards the latter end of the month, than it was in the beginning of it, and was now sometimes accompanied with the last mentioned inflammatory catarrhus fever, and usually had more symptoms of that fever in the first two or three days, and then it all turned upon the bowels, with a purging, which did not carry that fever off; but it increased and appeared with all the symptoms of the dysentery, accompanied with much griping pain, and bloody brine-like frequent stools, &c. In these, bleeding, and the methods hereafter mentioned in the treatise on that disease, were usually successful.

The asthmatic and consumptive patients suffered much from this catarrhus fever, and it proved fatal to some of them.

Also the arthritic and rheumatic patients, had more severe attacks of those diseases, than they usually had in other years.

And I observed that, in general, the inflammations attending all the inflammatory diseases at this time, were more violent than usual, and their blood was more sizy, and covered with a thicker buff-like pellicle; and that they required more copious bleeding before the diseases could be taken off, than they did in other years* in this warm climate, at least since I came into this country.

(52) A delirium is generally considered as an alarming symptom in pneumony. It is so, because disease affects two parts, instead of but one part of the body. Our author mentions the means of preventing its terminating fatally; and these are, the more liberal use of antiphlogistic remedies.

* *Query 17.* Did not all these inflammatory diseases arise from, or were much increased by, the long continued dry, warm weather, during the last six months, which had braced up the animal fibres, and rendered them more rigid and elastic, and the fluids more dense and dry, and consequently both more fit to produce inflammatory diseases, though they did not much appear till after the falling of the rain, which rendered the air more cool and moist, and thereby contracted the perspiratory pores, and considerably diminished that excretion; did not

The month of November was, in general, warmer than the two preceding months, probably from the wind's being often more southerly, though we had more rain in it, especially towards the latter end of it, than we usually have in most other years.

The lowest the thermometer was in the morning, was at 76, the highest at 78; the lowest it was at noon, was at 79, and the highest was at 82. The lowest the barometer, was at 29.7 $\frac{1}{2}$, and the highest at 29.8 $\frac{1}{2}$.

The dysenteries, which began to increase towards the latter end of the last month, continued to be more frequent most of this; but they began to abate again towards the latter end of this month also. And the catarrhus fever, which was so frequent in the preceding months, continued to be so some part of this; but it greatly abated, and became much less frequent towards the latter end of it, and totally disappeared and left us in the following month.

Some few were seized with a fever, which at the first usually appeared in a very irregular manner, and sometimes with somewhat different symptoms in one patient, to what it did in others; but in general it seemed to be the nearest to what the Greeks call a *ἡμιτριταῖον* or semi-tertian fever. It most commonly appeared in all, like a continual fever during the first four, five, or six days, and then seemed to remit like what the Greeks call a *συνεχὴς*, or a continued remitting fever, and in most continued so, with the usual symptoms of that fever for several days, and much longer in some, especially if improperly treated. In others it had more of the appearance and symptoms of a semi-tertian fever, but rarely or never came to intermit regularly; for intermitting fevers are very seldom or never seen in this island now, unless they are brought from some of

these two causes, thus acting the same way at the same time, the one to obstruct the perspiration, and the other to increase the momentum of the circulating fluids, by thus jointly acting, produce all the above-mentioned inflammatory diseases? And as these causes were long continued, were not their effects greater, and the inflammations in general much greater, and the diseases more violent?

the other less cultivated islands, or from some other place; though it is said that they were more frequent here before this island was cleared of its wood, and cultivated. In this fever their pulse was quick and full, and sometimes a little hard; they had a great pain in their head, back, and most commonly all over them, especially in their knees and joints; their blood was florid and inflamed, but rarely covered with a sizzly inflammatory pellicle.

Bleeding them once at the beginning of the disease, and the use of attenuating antiphlogistics, generally brought the fever either to remit regularly, or to appear as a regular semi-tertian fever; and then they both were usually taken off by giving saline draughts, or the following saline mixture, which last I found to be the most efficacious.

℞ flor. chamæmeli. fol. menthæ. ana. mi. infund. in aq. bull. q. s. ut col. ℥xvi. colaturæ adde aq. menthæ spir. ℥iss. sal. absinth ℥ss. syr. e mecon. ℥iss. elix. vitrioli acid. q. s. ut reducet. sal. alkal. ad stat. neutralem; misce, exhibe cochl. tria vel quatuor tertia quaq; hora.

In some few the fever remitted pretty regularly from the beginning, but it never came to intermit; though some evacuations were used to such to bring it to intermit, as they usually bring this fever to intermit in England, but would not do it in this warm climate: but the above saline mixture took the fever quite off in all that I saw.

The month of December was more cool than the last month, and it was often cloudy, and we had much more rain than usual in this month, in other years; as also stronger or higher winds, especially towards the latter end of it.

The lowest the thermometer was in the morning, was at 73, the highest was at 77; the lowest it was at noon, was at 78, and the highest at noon was at 82. The lowest the barometer, was at $29.7\frac{1}{2}$, and the highest was at $29.8\frac{1}{2}$.

Dysenteries, which were frequent in the beginning of the last month, but began to abate towards the latter end of it, almost totally ceased in this.

Some few had the continued remitting fever, as in the last month; and in two or three patients it now changed

to a regular intermitting quotidian fever: and I saw two patients who had an intermitting quotidian, without having the remitting fever before it; and these were the first regular intermitting fevers that I have seen in this island, except such as were brought hither from some other places.

And the bark did not answer in any of these, so as to take the fever off, as it usually does in England; or as it generally did in those intermitting fevers which were brought hither, or as it is said to have done in those who had this fever here formerly: though various things were now given with the bark, in order to make it more effectual; as elix. vitrioli acid. camphor. the fixed alkaline and volatile salts, allum and nutmeg, &c. and cold bathing. Though the fever was but moderate, the cold fit continuing about half an hour, and the hot fit four or five hours, and then it went entirely off by sweating, as usual, and left the patient free from any fever for the space of fifteen or sixteen hours; yet the bark would not answer, though very good: but the following decoction took it off after giving a vomit; though a vomit had been given before the other medicines also. ℞ rad. serpent. virg. ℥ss. sal. absinth. ℥ii. misce, coq. in aq. pur. ℥xx. ad ℥xii. et cola; colaturæ adde tinct. terræ japon. ℥i. misce, exhibe ℥ii. singulis bihoris, vel tertia quaq; hora absente paroxismo. And I found this the most successful; and I added cortex peruv. ℥i. to this decoction for some of them, but I did not find that it answered better than the other. (53)

January was more dry, and also cooler than the last month, though we had sometimes some small showers of rain in it.

The lowest the thermometer was in the morning, was at 72, the highest at 76; the lowest it was at noon, was at

(53) The young practitioner will derive benefit from attending to this remark. There are intermittents which resist all the usual preparations of bark, which yield to the most feeble stimulants of another class. Our author's formula is one of them. Strong camomile and century teas have been used with equal advantage in similar cases.

76, and the highest at noon was at 81. The lowest the barometer, was at $29.7\frac{1}{2}$, and the highest was at $29.9\frac{1}{4}$.

The dysentery, which began to abate in the last month, now totally ceased and disappeared in this.

Several children were seized with an uncommon disorder in this month, and we had it among children here, about six or seven years since; but I do not remember to have ever seen it in England, or elsewhere. It chiefly, if not solely, seizes children; for I never saw any but them have it, and none that were above seven or eight years of age: they seldom complain, or seem to be much uneasy or unwell, till after a great number of small, angry, inflamed eruptions, like little boils appear on the head, neck, and face, but mostly on the forehead and head; and it is most frequent in those who have had a common sore head, as children sometimes have, for several days or weeks before these appear:(54) Some chance one or two of these boils suppurate tolerably well; but in general most of them do not, but contain a small, tough, white or yellowish core, and not concocted matter: upon, or a little before these eruptions appear, the humor which used to be discharged from the forehead, suddenly dries up, or strikes in, and the boils turn to a livid or blackish colour, and the skin round them to a small distance turns pale, and the boils begin to gangrenesce; and they now begin to be a little feverish, and have a little, small, quick pulse, which is mostly low, and they have a great inward heat, and thirst, though not the last always; yet the external heat is sometimes less than in health, and sometimes the extremities are cold, though the pulse is quick, but small and low: in some the feet and hands begin to swell, and look pale as if œdematous or dropsical, or as sometimes comes on a limb before it begins to mortify; a stupor or coma comes on, and the scalp becomes more livid, and a mortification, or even a sphacelus down to the cranium, if not on the brain, comes on also, and they die.

(54) The editor has seen similar eruptions upon the heads, necks, and faces of children, in unusually hot summers, in Philadelphia.

I have known some, who upon the humor's striking in, have had all their limbs become numb, like a slight paraplegia, but not a total loss of either sensation or motion, as in a complete paraplegia, yet they were numb, and in part paralytic: this is a very bad symptom; but the coma with a great lividness of the cranium, and the œdematous swelling of the hands and feet, are worse, and almost certainly presage the death of the little patient, in thirty or forty hours time, or sooner. I have been called to some in this state, when too late, and have found these symptoms, and the scalp down behind the ears as low as the neck, quite livid and almost black and mortified, if not sphacelated down to the cranium; and from the coma, great stupor and insensibility of the patient, I judged that the mortification extended to the brain, or its meninges.

In some the fever is a little higher, the pulse stronger and a little fuller, and the heat greater, and more equally diffused all over the body, and to the extremities; and these, provided that the fever is not very high, which rarely happens, are in less danger, and if properly treated in time, most commonly recover.

The intentions of cure, are to keep the *vis vitæ* and the fever moderate, neither too high, nor to let it sink too low (which is the greatest danger) and bring on a mortification, which, in that vital part, must almost certainly end in death. All the whole tribe of the testacea which are usually given to children, and in some cases are of great service to them, here have no place, and are more hurtful than useful, as being sceptics; and the acrid antiseptics are in general too acrid for their tender stomachs: but as the great disposition and tendency to bring on a mortification on the parts affected, evidently indicate the best and strongest antiseptics to be given, provided that they are neither too acrid, nor too strong for such young, tender patients; as, a light decoction or infusion of the cortex. peruv. rad. serpent. virg. croci anglic. vinum croceum, spir. mindeneri, spir. lavendul. c. &c. properly adapted to the age and strength of the child, are the most suitable, and promise the best success: and a warming fofus to the head, made of aromatic antiseptic herbs, as fol. piemen.

ti, viburnii salvæ rorismarin. flor. chamemel. sambuc. &c. applied warm three or four times a day; and opening the boils with a lancet, as soon as they are ripe and fit to be opened, and dressing them with a warm digestive, as liniment. arcæi, &c. and then covering the dressings and the whole scalp, with the cataplas. maturans. I have found this method, if taken in time, always to be the best and the most successful.

Towards the latter end of this month, the exanthematous eruption, commonly called the chicken-pox, began to appear again in some parts of the town.

The month of February was more dry than the last month, and continued to be cool and pleasant weather; though we had some small showers.

The lowest the thermometer was in the morning, was at 72, the highest at 74; the lowest it was at noon, was at 76, and the highest was at 80. The lowest the barometer, was at $29.8\frac{1}{2}$, and the highest was at $29.9\frac{1}{2}$.

As this month was in general very dry, and also moderately cool and pleasant weather, it was also very healthful; so that we had not any diseases which could be properly called epidemical, except the above-mentioned gangrenescent boils on the heads of children, which still continued, and were fatal to some; and the chicken-pox.

March continued to be very dry, rather more dry than the preceding month, and likewise cool and pleasant weather.

The lowest the thermometer was in the morning, was at 73, the highest at 76; the lowest it was at noon, was at 78, and the highest at noon was at 81. The lowest the barometer, was at $29.8\frac{1}{2}$, and the highest at $29.9\frac{1}{2}$.

This month was also no less pleasant and healthful than the last, for we had no diseases that were epidemical in either of them, except the above gangrenescent boils, and the chicken-pox; till after the middle of the month, when some few were seized with coughs and catarrhs, and a few had a quinsey; but these were neither bad, nor many, neither did they continue long, for they as well as the gangrenescent boils and sore head, all disappeared

before the end of the month, and the season became very healthful.

The month of April also continued to be very dry, though we sometimes had some clouds, yet we had little or no rain; and towards the latter end of the month, the weather grew very warm, as usual at this time.

The lowest the thermometer was in the morning, was at 75, the highest at 79; the lowest it was at noon, was at 78, and the highest was at 84. The lowest the barometer, was at 99.8, and the highest was at 29.9 $\frac{1}{4}$.

The season continued to be pretty healthful most of this month, but the weather began to be warm towards the latter end of it; when some few inflammatory diseases began to appear, as a few pleurisies, peripneumonies and some few quinsies, but not many; but several children were seized with a suffocating catarrh, in which the glottis, epiglottis, bronchia, and sometimes the lungs, were much inflamed, and they breathed with much difficulty, though they could most commonly swallow liquids tolerably well; their pulse was quick, and mostly full and hard, their blood was inflamed, florid, and dense, and generally sizzly soon after; their skin was hot, and the fever and inflammation usually high. It generally seized children of two or three years old, and those that were younger; and when the inflammation of the above-mentioned parts was great, it soon suffocated them, if not speedily relieved by bleeding, and the use of antiphlogistics, &c. and several young children died of it. Those who were elder, especially if almost grown to be young men and women, got more easily over it, and soon recovered by the following antiphlogistic method of treating it.(55)

Bleeding pretty largely pro ratione ætatis et inflammationis, at the first beginning of the disease, and giving antiphlogistic pectorals freely, and keeping the body open by cooling gentle eccoprotic cathartics, and clysters (not strong or drastic purgatives), fomentations and emollient

(55) The disease thus minutely described, appears to be intermediate, between catarrh and lyncanthe trachsalis. The remedies to which it yielded, prove its affinity to the latter disease of our country.

repelling cataplasms to the breast and throat, were of the greatest service, and the most successful.

The month of May continued to be very dry, and also very warm, and very little rain fell in all this month, except a few small showers.

The lowest the thermometer was in the morning was at 76, the highest at 80; the lowest it was at noon, was at 82, and the highest at noon was at 85. The lowest the barometer, was at $29.8\frac{1}{2}$, and the highest was at $29.9\frac{1}{2}$.


Though the month of May continued to be very dry and warm, yet a great part of it continued to be pretty healthful, and the season did not begin to be more sickly, till after the hot weather had continued three or four weeks, when inflammatory diseases began to increase and be more frequent; as ophthalmies, quinseys, peripneumonies, and pleurisies, though we had not a great many of these during this month: we also had some vertigoes, and a few apoplexies, and palsies, and but few; so that it might be called a tolerable healthful season.

On the thirtieth of this month, I discontinued these observations, and returned to England, and I now publish them for the benefit of the inhabitants of that island, and sincerely wish that they may be of service to them and all theirs.

A
TREATISE
ON
SUCH DISEASES
AS ARE
THE MOST FREQUENT IN, OR ARE PECULIAR TO
THE
WEST-INDIA ISLANDS,
OR THE
TORRID ZONE,
BOTH ACUTE AND CHRONICAL, viz.

THE PUTRID BILIOUS OR YELLOW FEVER, THE DRY-GRIPES, THE DYSENTERY,
THE OPISTHOTONOS AND TETANY, THE RABIES CANINA, THE APHTHOIDES
CHRONICA, THE NYCTALOPIA, AND HEMERALOPIA, THE ELEPHANTIASIS, VE-
NA MEDINENSIS OR GUINEA-WORM, THE ARABIAN LEPROSY, THE YAWS, AND
THE IMPETIGO OR RING-WORM.

BY WILLIAM HILLARY, M. D.




WITH NOTES,

BY

BENJAMIN RUSH, M. D.

PROFESSOR OF THE INSTITUTES AND PRACTICE OF MEDICINE IN THE UNIVERSITY
OF PENNSYLVANIA.



PHILADELPHIA:

PRINTED BY JANE AITKEN, NO. 71, NORTH THIRD STREET.

1811.

TREATISE

SUCH DISEASES PREFACE

THE MOST FREQUENT IN, OR ARE PECULIAR TO

WEST-INDIA ISLANDS

AS I have in the preceding observations taken up
the of all the most material changes in the air and weather
and of such alterations as have a great influence on
the human body, I shall in the following treatise
devote myself chiefly to the description of the
and their causes, and to the manner of their cure,
and the method of preventing them, as far as possible,
the method which the most celebrated Physicians
Hippocrates, Galen, and others, have followed, but has been
recommended by the greatest Masters of the Art
I shall say, observations on the human body and mind,
And the no less proper, and the only method of
being and recommending the same, and as it is the only
the basis on which all the knowledge of the
and philosophical system, and as the basis of the
As most of the diseases are derived from the
such as the Indigestion and the Stomachic
kinds of peevishness, to the third sort, and are seldom
never seen in the colder climates, unless it is
that some of them are not so well known
to many of the present Physicians, as they have
not so accurately described them as they have most of the

PREFACE.

AS I have in the preceding observations taken notice of all the most material changes of the air and weather, and of such alterations as happened in their concomitant epidemical diseases: I shall in the following essays, endeavour carefully to observe, and strictly to trace out, and follow nature, both in the descriptions of the diseases, and their symptoms, herein treated of, as also in their methods of cure, as I possibly can: as that is not only the method which the great father and prince of physicians Hippocrates advised and followed, but has been recommended by the greatest men. The great lord Verulam says, *observandum est quid natura facit aut ferat*. And the no less profess. Bœrhaave, both observed, followed and recommended the same; and as it is the only true basis, on which all true knowledge, both in physic and philosophy ought and can be founded.

As most of the diseases here treated of are either such as are indigenious and endemial in the West-India islands, or peculiar to the torrid zone; and are seldom or never seen in the colder European nations; it is probable that some of them at least, were not so well known to many of the ancient Greek physicians, as they have not so accurately described them as they have most of the

other diseases which they more frequently saw; neither have the Arabian physicians so methodically and accurately described some of them, as may be desired, though they were more frequent in their countries; and are diseases, which were still much less known to the more modern physicians in Europe. And some of them, I think, are new, and have not been described before: wherefore I hope that an account, and accurate description of those diseases, will not be unacceptable to the public, at least to the curious. And as I have had frequent opportunities both of seeing, observing, and treating them, I have endeavoured carefully to observe, examine, and describe them, and all their material symptoms and appearances, as near to the manner in which they come on, and succeed each other, as I possibly could, both that they may be known when seen, by those who have not seen them before, as well as by those who have.

I have also endeavoured to inquire into the nature and causes of these diseases, and how they act, so as to produce those symptoms and effects, which usually attend them, as agreeably to the laws of motion and of the animal œconomy, as I possibly could: and from thence I have endeavoured to deduce and discover their true indications and proper intentions of cure, more especially in those diseases which are new, and have not been described before.

I have also endeavoured to pursue the same methods in those diseases, which have been either too imperfectly described by the Greeks, or too inaccurately and immethodically by the Arabians, though they are diseases which were much more frequent in their hot countries, than they probably were in Greece; in order to obtain as just a knowledge of them, and their intentions of cure, as I

possibly could; and then examined those methods, and such medicines as they used and recommended, and compared them with those which the modern improvements in chemistry and the materia medica have produced, and have chosen such as seemed to be the most likely to answer those intentions and cure in the most efficacious manner, in order to form and obtain as rational and judicious a practice in them as I could. Which methods I have now experienced, and endeavoured to improve for some years, and such as I have found to be the most successful, I now take the liberty of recommending them to my brethren, and others, that they may either use or farther improve them, if they can: wherefore I have here given more formulæ or prescriptions, in this second part, than I did in the observations on the air and epidemic diseases in the first part; both because some of the diseases are new, as also are the methods of treating some of the others, and because I principally write and publish these for the good of the inhabitants, and the benefit of those who commonly practise in the West-India islands, many of whom have too small a share of learning; for whose sakes I have often been more explicit and full in the theory of these diseases, as well as in tracing out their causes, and their manner of acting, in drawing their intentions of cure and describing the methods of curing them; which would not have been necessary if I had written only for the learned: and I hope they will be of some service, at least to the younger physicians, and the practitioners in those islands, and flatter myself that they will be received as the honest endeavours of a sincere well-wisher, both to his profession, and to them and all mankind in general.

THE HISTORY OF THE
LIFE OF
JAMES OGLETHORPE
BY
JAMES OGLETHORPE
ESQ.
OF THE CITY OF SAVANNAH
IN GEORGIA
LONDON
PRINTED BY R. BENTLEY, IN ST. MARTIN'S LANE
MDCCLXXIII

I have now completed, and transmitted to the printer for the press, the following account of the life and adventures of James Oglethorpe, the first European who discovered the Georgia colony, and the first who settled in the city of Savannah. This account is intended to be a continuation of the history of the colony, and to be published in the same manner as the former parts of the work. It is divided into three parts, the first of which contains a general history of the colony, from its first settlement to the present time; the second part contains a particular history of the city of Savannah, from its first settlement to the present time; and the third part contains a particular history of the Georgia colony, from its first settlement to the present time.

A

TREATISE

ON

SUCH DISEASES

AS ARE

*THE MOST FREQUENT IN, OR ARE PECULIAR TO THE WEST
INDIA ISLANDS, OR THE TORRID ZONE, BOTH ACUTE AND
CHRONICAL.*

**OF THE PUTRID BILIOUS FEVER, COMMONLY
CALLED THE YELLOW FEVER.**

THIS disease is most commonly known by the name of the yellow fever, from a yellowness like the jaundice which diffuses itself all over the body of the sick, towards the latter end of the disease. The french call it *la maladie de Siam*, from its being frequent in the kingdom of Siam in the East Indies, which is situated between the tropics, near the same latitude with the West India islands: they also call it *la fievre matelotte*, because strangers and sea-faring people are the most obnoxious to it: and the Spaniards call it *vomito preto*, or the black vomiting, from one of its dangerous symptoms. I shall not enter into any dis-

pute about the name of this fever, or the propriety or impropriety of calling it a putrid bilious fever, (though some have objected to this*) as that is only a dispute about words. But as we have no account of this disease in the ancients, not even in the Arabian writers, who lived and practised in the hot climate; we must give it some name, and I think this is the most suitable to the nature and symptoms of the disease.

From the best and most authentic accounts that I can obtain, as also from the nature and symptoms of the disease, it appears to be a fever that is indigenous to the West India islands, and the continent of America which is situated between, or near to the tropics, and most probably to all other countries within the torrid zone. But I cannot conceive what were the motives, which induced a late ingenious author† to think that this fever was first brought from Palestine to Marseilles, and from thence to Martinique, and so to Barbadoes, about thirty-seven years since. A better inquiry would have informed him, that this fever had frequently appeared in this and the other West India islands, many years before: for several judicious practitioners, who were then and now are living here, whose business was visiting the sick, the greatest part of their lifetime, some of them almost eighty years of age, who remember to have seen this fever frequently in this island, not only many years before that time, but many years before that learned gentleman came to it.

The same author supposes this fever to be of the pestilential kind; but his reasons for it are chiefly founded on the same supposition, that it proceeded from the plague then raging at Marseilles. But a more strict inquiry into the nature of its symptoms, and a better examination of the state of the blood of those who labour under it, would have sufficiently shewed him that it was a very different fever: to which I may add, its not spreading and infecting others, as the plague always does; for this fever very rarely or never is infectious or contagious to others, not even

* Dr. Warren on this fever.

† Idem ibid.

to those who attend the sick, except a chance time, when it is in its most putrid, malignant state, at the latter end of the disease; or soon after the death of the patient, when the season is very hot, and this fever is accompanied with the symptoms of some other malignant fever which is then epidemical and contagious, as happened once at Antigua, and once or twice in this island; and the same may probably have happened in some other places: but I never could observe any one instance, where I could say that one person was infected by, or received this fever from, another person who had it; neither have I even seen two people sick in this fever in the same house at or near the same time, unless they were brought into the same house when they had the fever upon them before they came. From whence we may conclude, that it has nothing of a contagious or pestilential nature in it: and that it is a very different fever in all respects, as it will more fully appear hereafter. (56)

It is remarkable that this fever most commonly seizes strangers, especially those who come from a colder, or more temperate climate, to this much warmer; and most readily those who use vinous or spirituous liquors too freely; and still more readily those who labour hard, or use too violent exercise, and are at the same time exposed to the influence of the scorching rays of the sun in the day-time, and soon after expose themselves too suddenly to the cool dews and damp air of the night, and especially if they drink spirituous liquors too freely at the same time: hence the poor unthinking sailors too frequently become a prey to this too often fatal disease.

It does not appear from the most accurate observations of the variations of the weather, or any difference of the

(56) We have here a testimony against the non-contagiousness of the yellow fever, by an eminent physician, who resided many years in one of those islands, from which the disease has been said to be exported. It is probable, in the few cases in which this fever was said to be contagious, there was a mixture of the jail or ship fever with it; or the yellow fever may have been so protracted as to generate that matter which has been called the "contagion of excretion."

seasons, which I have been able to make for several years past, that this fever is any way caused, or much influenced by them: for I have seen it at all times, and in all seasons of the year, in the coolest, as well as in the hottest time of the year: except that I have always observed that the symptoms of this (as well as most other fevers) are generally more acute, and the fever usually higher, in a very hot season, especially if it was preceded by warm, moist weather, than it usually is when it is more cool. (57)

This fever most commonly seizes the patient, at the first with a faintness, then a sickness at the stomach, and mostly with a giddiness in the head, soon after with a small chilliness and horror, very rarely with a rigor, which is soon followed by a violent heat, and high fever, attended with acute darting pains in the head and back; a flushing in the face, with an inflamed redness and a burning heat in the eyes, great anxiety and oppression about the præcordia; these and the burning heat and pain in the eyes, are the pathognomic symptoms of this fever, especially when accompanied with sickness at the stomach, with violent reachings, and bilious yellow vomitings, and great anxiety, with frequent sighing. The pulse is generally now very quick, high, soft, and sometimes throbbing, never hard; in some it is very quick, soft, low, and oppressed; a quick, full, and sometimes a difficult respiration; the skin very hot, and sometimes dry, though more frequently moist. Blood taken from the patient, even at the first beginning of the disease, is often of an exceeding florid, red colour, much rarefied and thin, and without the least appearance of siziness, and the crassamentum, when it has stood till it is cold, will scarce cohere, but fluctuates; the serum is very yellow: most of the above-mentioned symptoms continually increase, and are much aggravated; the reaching and vomiting become almost incessant, the anxiety great, and sighing frequent, great rest-

(57) This remark does not apply to Philadelphia. The yellow fever has never appeared as an epidemic in it, except in summers in which the medium heat of Fahrenheit has been above 80°.

lessness, continual tossing, no ease in any posture, little or no sleep, and that disturbed, uneasy, and without any refreshment to the sick: and when they are fainting they turn yellow about the face and neck instead of turning pale, and as the fainting goes off, they recover their natural colour again. These symptoms generally continue to the third day, though sometimes not longer than the first or second day, in others to the end of the fourth day; the first shews the quicker dissolution of the blood, and greater malignity of the disease, the last the contrary, or the less degree of it; which the improper manner of treating the disease sometimes hastens and increases, or the proper method retards. This may be called the first stadium of the disease, and most commonly ends on the third day. (58)

Blood taken from the sick on the second or third day, is much more dissolved, the serum more yellow, and the crassamentum florid, loose, scarce cohering, but undulates like sisy water when shaken, and sometimes has dark blackish spots on its surface, shewing a strong gangrenescent diathesis.

About the third day, the pulse, which was quick and full before, now generally sinks greatly, and becomes very low, though sometimes it remains very quick, yet in others it is not much quicker than when the patient is in health, but is always low; the vomiting grows poraceous, and almost incessant, if not so before, and the patient begins to be comatous, attended with interrupted deliria's. The thirst in some great, in others not much; the pulse still low and quick, attended with cold clammy sweats, and sometimes with deliquia. The eyes, which were inflamed and red before, and began to be of a more dusky colour,

(58) The description of the yellow fever here given, accords in its symptoms with the same grade of bilious fever in the United States; particularly in the history of the face, of the matters discharged in vomiting, and by urine and stool—of the parts from whence hæmorrhages took place—of the appearances of the blood, and of the *natural* state of the tongue, skin, and pulse.

now turn yellow; this yellowness also soon appears round the mouth, eyes, temples, and neck, and soon after diffuses itself all over the body. This total yellowness is so far from being always an encouraging prognostic, as Dr. Town says, that it most commonly, on the contrary, proves a mortal symptom; as it, when it comes soon on, shews a greater colliquation and dissolution of the blood, and a gangrenescent state of the fluids. I grant that this yellow suffusion of bile upon the surface of the body has, at a chance time, (though very seldom) proved critical; but then it did not come on till the eighth or ninth day, nor appear till the coma, and all the other bad symptoms began to abate, and as the yellowness increases, they all decrease; but this very rarely happens. But this yellowness is most commonly quite the reverse, especially when it comes soon on, and is not only symptomatical, as it arises from the colliquated, putrid, dissolved and gangrenescent state of the blood; but it too often ushers in all the last and most fatal symptoms of the disease, viz. a deep coma, a low vermicular and intermitting pulse, great hæmorrhages from various parts of the body, a delirium, with a laborious and interrupted respiration, great anxiety, deep sighing, great restlessness, a subsultus tendinum, great coldness of the extreme parts first and then all over the body, a faltering of the speech, tremors, convulsions, and death. So that from the first appearance of this symptomatical yellowness, we may say, the patient is in the last stage of the disease, how soon soever it may come on; though in some it has not come on till the eighth or ninth day, and then is usually critical, but this very rarely happens.

It has also been observed, that in some sanguine strong constitutions, when they have not been bled to a sufficient quantity in the first, second, or third days of the disease, to restrain its violence, the pulse has continued full, strong, and rapid, but never hard, the face flushed, eyes inflamed, the tongue dry, with great thirst and heat, till the second or last stage of the fever is come on, when the pulse has suddenly sunk, and death has soon after ensued: yet in others, who seemed to have plethoric habits, the tongue has been moist all along, though they have been

delirious most of the time, and the heat of their skin, and the strength and quickness of their pulse has continued, after the first stage of the disease was over, pretty near to that of their natural state in health, till within a few hours of their death; and when they have had a coma on them, one who is not well acquainted with this fever, would from their pulse, heat, breathing, and other symptoms, have taken them to be in a natural sleep. Others, when the pulse has begun to sink, and the fatal period seemed to be just approaching, to the great surprize of all present, the patient has recovered his senses, sat up, and talked pretty cheerfully for an hour or two, and in the midst of this seeming security, has been suddenly seized with strong convulsions, and died immediately.

I mentioned hæmorrhages before, for in the latter stage of this fever, the blood is so attenuated and dissolved, that we frequently see it flowing, not only out of the nose and mouth, but from the eyes, and even through the very pores of the skin; also great quantities of black, half-baked, or half-mortified blood is frequently voided, both by vomiting and by stool, with great quantities of yellow and blackish putrid bile by the same ways; and the urine, which was before of a high ictericious colour, is now almost black, and is frequently mixed with a considerable quantity of half-dissolved blood. The pulse, which was much sunk before, now becomes very low, unequal and intermitting; the breathing difficult and laborious; and the anxiety becomes inexpressible, and an oppression with a burning heat about the præcordia comes on, though the extremities are cold, and often are covered with cold clammy sweats; a constant delirium, and then a total loss of reason and the outward senses, with livid spots in many parts of the body, especially about the præcordia, and sometimes gangrenes in other parts of the body, which are soon followed by death.

And soon after death the body appears much fuller of livid, large, blackish mortified spots, particularly about the præcordia and hypoconders, especially the right; which parts seem even from the first seizure, to be the principal seat of this terrible disease. And upon opening the bodies

of those who die of it, we generally find the gall-bladder and biliary ducts turgid, and filled with a putrid blackish bile; and the liver, and stomach, and adjoining parts, full of livid blackish mortified spots, and sometimes gangrenes, in those, as also in several other parts of the body. And the whole corpse soon putrefies after death, and can but be kept a few hours above ground.

From an attentive consideration of all the symptoms which attend this disease, and a strict examination of the putrid state, and dissolved gangrenescent condition in which we find the blood of those who labour under it; as well as the half-putrefied and mortified state in which the body is found immediately after their death: whether this fever proceeds from infectious miasmata, or it arises from the great heat of the air, and water, and the putrefaction of our fluids, &c. from thence, and is thereby indigenious to those countries which are situated within the torrid zone; or whatever is its procatarctic cause; it evidently appears from all the symptoms which attend it, as well as from their putrid effects, that a bilious putrefying diathesis, is actually introduced into the blood and all the circulating fluids of the body, whereby not only the first and second concoctions, or the chylication and sanguification of the blood are so disturbed, altered and changed, that all the humors, and particularly the bile, are by the rapid motion of the blood and greatly increased heat of the body, so inquinated with a putrid bilious acrimony, which in a little time so attenuates and dissolves the texture of the blood, that it runs off by the various excretory passages, and the pores, but also *errores loci fluidorum* are produced, whence the brain is affected, and all animal functions so disturbed and altered, and the texture of the blood is so dissolved, that all the humors of the body are almost changed into a putrescent lethiferous ichor, (if not timely prevented) which must inevitably end in death.

That the bile has a great, if not much the greatest share in producing this fever, and this putrid gangrenescent state of the blood, I think is too evident to be doubted; notwith-

standing what a late ingenious author* has said to the contrary: for it is well known, that the bile will putrefy both much sooner, and to a much higher degree of acrimony, than any other humor in all the human body, and also will dissolve the texture of the blood much sooner: and we not only observe that a great quantity of deep yellow and almost black, putrescent, acrid bile, is constantly discharged both upwards and downwards, even from the first beginning of this disease; and the suffusion of it all over the body afterwards, confirms the same; and we also find upon opening the bodies of those who die of it, that the gall-bladder, and its ducts, are always found turgid with a porraceous, blackish, putrescent bile; and we likewise observe, that the hypochonders, especially the right, and the adjoining præcordia, are the most affected throughout the whole time of the disease, which is the seat of the liver and gall-bladder; insomuch, that the same author says,† it seems to be the seat and throne of this disease. And I have always observed, that the sick cannot bear the least pressure of one's hand, upon the parts where the gall-bladder and biliary ducts and the liver are situated.

No doubt but when the blood is once inquinated by this putrescent bilious humor, that the great relaxation of the solids, and the great diminution of the momentum of the fluids, subsequent to and arising from thence, and which generally comes on in the third day, or soon after, with the second state of the disease, does greatly contribute to produce the putrescent diathesis, and increase that gangrenous disposition of the fluids and solids, which always attends the latter stage of this disease.

From all the above-mentioned symptoms, and from the nature, disposition, and state of the humors, which are consequential to them, we must endeavour to deduce our indications and intentions of cure; since we have none of the ancients to follow, or to direct us, nor yet to appeal to; as none of them has ever mentioned, or probably ever seen this disease; neither have I seen any modern author,

* Dr. Warren on this fever.

† Idem ibid.

except the above-quoted author, from whom I must beg leave to dissent, because I cannot think as he does; wherefore I drew up the following intentions of cure, which are,

First. To moderate the too great and rapid motion of the fluids, and abate the too great heat and violence of the fever, in the two first days of the disease, as safely and as much as we can.

Secondly. To evacuate and carry out of the body, as much of that putrid bile and those putrid humors, as expeditiously and as safely as we possibly can. And,

Thirdly. To put a stop to the putrescent disposition of the fluids, and prevent the gangrenes from coming on, by suitable antiseptics.

For it is observed, that most, if not all, who die of this disease, generally have, and die of, mortifications, either internally or externally, or both.

And as this fever and most of its symptoms, are generally great and violent, and the pulse very quick and full, the heat of the patient is most commonly very great; since heat or $\pi\upsilon\rho$, fire, is always collected in proportion to the quantity of matter, multiplied by its quantity of motion, or as the momentum of the circulating fluids is; and this being very great, consequently the first intention of cure, viz. To moderate the too great and rapid motion of the fluids, and abate the heat and violence of the fever, in the two first days of the disease, is indicated, and is absolutely necessary: and as it is well known to physicians, and may be demonstrated by hydraulic laws, that by lessening the quantity of the blood, we diminish its motion, and consequently abate the violence of the heat and fever: wherefore bleeding, in the beginning of the first stage of this fever, either to a greater or less quantity, accordingly as the following symptoms and circumstances indicate, is always absolutely necessary: and the quantity to be taken away should always be as the age and strength of the patient, the degree of the plethora, and the greater or less elastic state of his solids, the fullness of his pulse, and the violence of the fever and its symptoms. For which reasons, when I have been called in time (which is too seldom

the case) I generally order twelve, fourteen, sixteen, eighteen, or twenty ounces of blood to be taken away, on the first or second day; but always as the above-mentioned symptoms and rules indicate and direct: and if the patient's pulse rises after the first bleeding, or if the fever continue to be still high, and the pulse full, (for it is never hard in this fever) I repeat the bleeding once, in the first or second day of the disease, if the above-mentioned symptoms indicate it; but bleeding a third time is seldom or never required, neither is bleeding on the third day almost ever required; and when it is performed on that day, it ought not to be advised without great caution and judgment; neither should a vein be opened after the third day in this fever, unless some very extraordinary symptoms and circumstances require it, which very rarely or never happen: because the pulse generally sinks to be low on that day, or very soon after it, when bleeding must be greatly prejudicial, as the blood is then in a dissolved state, and the pulse sunk low, which it now must sink lower, by diminishing the momentum of the fluids, and consequently increase their gangrenescent disposition, and so bring on a mortification and death. (59) These probably were the reasons why the before-mentioned author* advised not to bleed at all in this fever; but as the pulse is generally so exceeding quick and full, and the heat and violence of the fever so great in the two or three first days of it, it is absolutely necessary to abate and moderate them, by taking some blood away in those days, otherwise that violent heat and rapid motion of the blood, arising from that putrescent bilious acrimony, so attenuates and dissolves it, that it brings on more fatal consequences much sooner, as I have more than once or twice observed; and I have always found that taking away a moderate, but sufficient quantity

(59) The editor concurs with the author, in dissuading from the use of the lancet, for the first time, after the third day, in this fever; especially where no depleting remedies have been previously used.

* Dr. Warren on this fever.

of blood on the first or second days has rendered the fever more moderate, and abated the putrescent diathesis afterwards: but as to the quantity of blood to be taken away in this case, either the first or second time, or on the first or second days, it is impossible to ascertain it, since that must be different in different patients; because some constitutions can better bear the loss of fifty ounces of blood, than others can the loss of eight or ten; therefore the only rules that can be given, are those laid down before.

After bleeding, we come to the second intention of cure; which is, to evacuate and carry off as much of the bilious putrid humors, as soon and as safely as we can.

The great irritation of the stomach, by the putrid bilious humors which constantly attend this fever, with almost continual reachings and violent vomitings, seem to indicate giving an emetic; but the coats of the stomach, I have always observed, are here so violently stimulated and irritated, and most commonly inflamed by the acrimony of the putrescent bile, that any emetic, even the most gentle, and mild, and small dose, generally brings on such an incessant vomiting, that it continues in spite of all remedies, till an inflammation and mortification of the stomach comes on, which soon ends in death; as I have too often observed, when called in after they have been given: neither could I ever find that any antiemetics, fomentations, or any other methods, would very seldom avail and prevent it. Wherefore I have always strictly forbid giving any emetics whatever.(60)

But as the carrying off those putrid bilious humors, before their putrid acrimony is too much increased by the heat of the fever, or is carried into the blood, is so absolutely necessary; I usually order the patients to drink large draughts of warm water, to which I sometimes add a little simple oximel, or a little small green tea, in order to

(60) There are cases in which an extraordinary degree of torpor in the stomach and liver has rendered an emetic useful in the first stage of the yellow fever. The editor employed them in several instances, in the yellow fever of 1798, with advantage.

carry off those putrid humors; and they are most commonly very copiously discharged by this means, and the patient much relieved thereby, as I have often with pleasure observed. For here no additional stimulus to the coats of the stomach, is necessary to excite vomiting, that being already too great; and the warm water, being a smooth emollient, acts as a focus to the stomach, and so contributes to prevent those bad consequences before-mentioned from coming on.(61)

And after the patient has by this means vomited seven, eight, or nine times, and discharged a good deal of yellow and blackish bilious matter, as they generally do, and the stomach is very well cleansed; in order to gain a truce and some respite from their anxiety, and almost continual reaching, vomiting, and sickness, which are not increased, but somewhat relieved by drinking the warm water, I usually give extract. thebaic. gr. i. vel gr. iss, and order them to take nothing into their stomachs for two hours after it, that they may retain it; and it being in so small a compass, they scarce ever reject it. By this method, the poor distressed patient gets some rest and respite, and all the symptoms are generally considerably abated, the reaching and vomiting either totally cease, or do but seldom return; so that other medicines may be given and retained on the stomach, which it could not retain before; such as cooling acid juleps, or other antiphlogistic and antiseptic medicines; but neither nitre, nor any preparations of it, will rarely either agree with or stay on their stomachs, or if they or the common saline draughts, though esteemed antiemetics, do chance to stay with them, which they seldom do, yet as attenuants they ought rather to be ranked among the ledentia in this disease,

(61) This mode of washing the stomach with warm water, when the vomiting attends the first stage of this fever, is strongly recommended, not only by experience, but by reason. It evacuates morbid matter, blunts acrimony, lessens the pain of vomiting, and safely wears away the morbid excitement and irritability of the stomach; and thus prepares it to be benefitted by the opiate, which the author advises afterwards.

however useful they may be, and often are, in most inflammatory and some other diseases.

And if the patient has not a stool or two after drinking the warm water and vomiting, it is necessary to give a gentle purging clyster soon after the vomiting, and before the opiate begins to affect the patient, to evacuate the excrement, and as much of the putrid bilious humors as we can: and after six or eight hours rest and respite, I order a gentle antiphlogistic and antiseptic purge to be given; in order to carry as much more of those putrid bilious humors off as we possibly can. Or if the patient has a purging before, which sometimes though very seldom happens, I order a gentle dose of toasted rhubarb to be given(62) and an antiseptic anodyne after it has operated, to abate and check the too much purging, but not to stop it; as I have always observed it to be of service in this case, provided that it is moderate and not too violent: and I observed that all those who had this purging, generally did well with it, if the patient's strength was but properly supported with suitable nourishment, and proper antiseptic medicines; which last are always absolutely necessary, in this fever.

And though purging in many other fevers, except the second fever of small-pox, in the pleuritis and peripneumonia notha, and in a few other fevers, may be deemed bad practice; yet in this fever, as nature indicated it, I have always found it of singular service, and the patient not only greatly relieved by it, but the disease always rendered more moderate, and manageable afterwards: wherefore whenever a painful burning heat in the hypochonders, or about the præcordia, comes on, I generally give a little manna and tamarinds, which seldom or never fails to carry off a good deal of putrid bilious matter, and that burning pain which it causes, with it; wherefore

(62) The purging induced by nature, in this disease, sometimes imposes upon a physician. It is often from the lower bowels only. Purges should be given in such cases, in order to cleanse the small intestines, in which acrid bile, when suffered to stagnate, often does great mischief.

I generally repeat this purging, whenever that burning pain returns and indicates it, and with all the success we can desire.

I have observed before, p. 109, that this fever greatly abates, the pulse sinks very much and becomes low, and the heat of the body becomes moderate on the third day; though the other bad symptoms continue, and sometimes grow worse, and a coma comes on, with a great yellowness diffused all over the skin, which with the before-mentioned symptoms, p. 108, are the distinguishing characteristics of this disease. This extraordinary change in the fever, from being very hot and high, and the pulse very rapid and full, though soft, to become very small and low, and the patients skin which was burning hot before, to become little warmer than when in health, and sometimes colder, with a coma and all the other bad symptoms as above, at the same time, is such a change, as requires a very different method of treatment, from what it did in the first two or three days of the disease.

For now every symptom and circumstance evidently shew, that a dissolution, of the globules and texture of the blood, and a putrescent, colliquative, gangrenescent state of the fluids, now hasten on apace, with all their fatal symptoms. Hence the third and last intention of cure evidently appears, viz. To put a stop to the putrescent diathesis of the fluids, and prevent the gangrenes from coming on.

In these circumstances it is absolutely necessary, that *vis vitæ*, and the momentum of the circulating fluids, be increased and kept up in a moderate brisk state; and the most effectual antiseptics given, to put a stop to the putrescent disposition of the fluids or gangrenes will come on.

In these circumstances the cortex. peruv. may be thought to be the best, and most likely medicine to succeed: I grant that its well known efficacy, in preventing or putting a stop to mortifications, promises much; but the misfortune is, that this drug is so disagreeable to most palates, and the stomachs of the sick in this disease are

so much affected, and so weak, and so subject to reject every thing, even the most pleasant and innocent, that they can very rarely take it in any shape, and still much fewer can retain it when they have got it down; so that no stress or dependance can be laid on it: and the only way that I could get a patient to take and retain two doses of the bark in this case, was the extract of it, with a spoonfull or two of milk and water, and even thus they could not retain a third dose of it; wherefore I soon laid aside all future attempts to give it, foreseeing that it would be in vain, and that we should thereby only lose time, not to be recovered, and our patients also, when we might probably save them by another method; and I am told that several others have tried to give the bark in this case, but with no better success.

The radix serpentaria virginiana, is the next best antiseptic, whose extraordinary effects in stopping the progress of gangrenes, has been known for many years; wherefore I tried it mixed with some others in the following manner, and with much better success than I could hope for, or durst expect: for I found that a light infusion of this root, not only sat easily on their stomachs, but it moderately raised the pulse and fever, which were now sunk too low, and kept them in an equal moderate state, if prudently given, which is a thing of the greatest importance at this time of the fever, as on that chiefly depends the recovery of the patient, therefore should be diligently attended to by the attending physician; and as soon as ever he perceives that the pulse begins to abate and sink lower, either on the third day, or sooner, he must immediately begin to give the antiseptic and warmer medicines, to support the vis vitæ. I have found the following form both the most agreeable to their weak stomach, and the most powerful antiseptic, and indeed the most successful medicine.

℞ Rad. serpent. virg. ℥ij. croci Angl. ℥ss. m. et infund. vase clauso in aq. bul. q. s. per horam unam ut col. ℥vi. adde aq. menthæ simp. ℥ij. vini maderiens. ℥iv. syr. croci. vel syr. e mecon. ℥i. elix. vitrioli acid. gut.

q. s. ad gratam acidior. Saporem; m. exhibe cochl. duo vel tria singulis horis vel bihoris, vel sæpius pro re nata.(63)

This very rarely fails to sit light and easily on their stomachs, even when the saline antiemetic mixtures will not; and often when every thing else is rejected. By the use of this and proper nourishment, taken in small quantities, and often, (for when it is given in larger quantities, the stomach too often rejects it, and the patients sink for want of support;) and their food or whey should now be made a little stronger of the wine than before, or than usual in other fevers: by this method the pulse is raised, and usually kept, and the fever rendered moderate, and the coma and other bad symptoms greatly abated, and the patient usually goes on well. But if after taking this a little while, we find that the pulse does not rise, and the heat become equal all over the body, and moderate; but on the contrary, a coldness of the extreme parts comes on, and increases, these medicines must be made more warming, either by increasing the quantity of the rad. serpent. and saffron, or by adding vinum croceum, or confec. cardiac. or some such like medicines, till the pulse is raised, and the heat equally expanded all over the body; and then the fever may be kept in a moderate state, by giving the before-mentioned antiseptic julep, or such like medicine: but not by the use of volatile alkaline salts, or spirits, as sal. et spir. c. c. salis ammoniac. vol. spir. vol. aromat. &c. which dissolve and increase the putrescent state of the animal fluids, as is well known both by observation and experiments, not made on pieces of dead flesh, or dead stagnating animal fluids; but by giving these alkaline volatile

(63) The editor has seen the most beneficial effects from the use of an infusion of Virginia snake-root, in composing the stomach, in all the grades of bilious fever, after sufficient depletion. He first saw its good effects in the yellow fever which prevailed in Philadelphia in the year 1762, prescribed by the editor's preceptor in medicine, Dr. John Redman.

salts and spirits to the living, which when they are taken into and mixed with the circulating blood, do greatly attenuate and dissolve it, and with the heat of the body do bring on a putrescent diathesis, and a putrid colliquation of the fluids, and consequently must be greatly prejudicial in this fever, which arises from a putrescent bilious acrimony, and wherein the fluids are already really in a dissolved putrid gangrenescent state: whereas the rad. serpent. crocus, & elix. vitrioli, are very powerful antiseptics, and prevent the dissolution and putrefaction of the blood; and consequently prevent or stop the hæmorrhages also which usually come on in this second state of the disease.

It may be expected that the low pulse, coma, delirium, and the coldness of the extreme parts, with the tremors and convulsive spasms, &c. should induce me to think that vesicatories are indicated, and that I should both use and advise them. I allow that they seem at the first view to be indicated, but a further inquiry into the cause and nature of these symptoms, and a due consideration of the dissolved colliquative state which the fluids are in in this fever; and an examination into the effects of the alkaline salts of the cantharides, when carried into our blood, will clearly demonstrate and sufficiently convince us of the contrary: for this coma, low pulse, coldness of the extreme parts, delirium, tremors, and the other bad symptoms attending this fever, do not proceed from a lentor and viscosity of the circulating fluids, as in some other fevers, as the slow nervous fever, and some others; but from a dissolution of the red globules of the blood, and their being carried into such small vessels as do not naturally admit them, whence an error loci fluidorum in cerebro, &c. is produced, and a due secretion of the nervous and other fine fluids, or animal spirits in the brain, is obstructed or hindered, and a diminished momentum of the blood, the consequence of the former, at the same time: the application of vesicatories must increase all these, and render very bad, much worse. But in other fevers, where these symptoms arise from a lentor and viscosity of the fluids, which retard and hinder their free

circulation, and due secretion; blisters being applied, the salts of the cantharides pass into the circulating fluids, as the stranguries and increased motion of the blood demonstrate, and attenuate, and dissolve that lentor and viscosity, and so remove the cause of those symptoms, and produce almost surprising good effects, as we often see when they are judiciously applied, in such cases. For the same reasons, the application of vesicatories in this fever, must dissolve the blood more, which was in a dissolved putrid state before, and render the disease and all its symptoms worse.

The truth of this is confirmed by observation and experience: but such is the unreasonable fondness of blisters, in this island, and in some other countries also, almost in every case where pain and a fever seize, that they are too often applied even in dysenteries, and in the beginning of inflammatory fevers, and much too often in this fever, even in the last state of it, to the great prejudice of their patients: there are some few who practise there who know better, but in general from the want of reading such authors as would inform them better, they ignorantly follow the practice of their fathers and masters, who read very little; and themselves read less, and follow custom, which has rendered the use of blistering almost sacred, and the fear of reproach for not using them almost unavoidable, if the practitioners have not fortitude and judgment sufficient to oppose this their unwarrantable and pernicious use.

This has but too often given me an opportunity of seeing their bad effects, especially in this fever; where I have observed, that the coma, tremors, subsultus tendinum, the coldness of the extreme parts, and the low pulse, though (this sometimes has been rendered a little quicker, but not more full) have not only not been relieved by their application, but have been increased thereby, and the hæmorrhage, which usually attends this fever, has been hastened on, or if come on before, it has been increased by their application: and I have seen a vesicatory, which I ordered to be taken off, as I usually do as soon as I come in this fever, that the part where it

laid was turned black and perfectly sphacelated, and if the spine and ends of the ribs had not hindered, a large square passage into the cavity of the thorax would have been opened, if the patient had lived a few hours after it, but he died two hours after I came. And the reflection, that I have never ordered any vesicatories to be applied in this fever, and have always strictly forbidden their application in it, I must say, gives me great satisfaction.(64)

But let us return to that method of treating this disease, which not only seems to be the most rational, but has been found to be the most successful; though it may be almost of as much service, to remark the *ledentia*, as to mention the *adjuvantia*. As the disease advances, the putrescent state of the fluids increases, if not prevented by the use of antiseptic medicines, and observing carefully to keep the fever in a moderate state, and that it neither rise too high, as it often does in the two or three first days of the disease, nor on the contrary sink too low, as it frequently is very subject to be, in the second state of the disease, and in which there is the greatest danger: wherefore, whenever the fever begins to sink too low, we must endeavour to keep it up in a moderate state; by giving something of the nature of the before-mentioned antiseptic julep, which may be made more warming when necessary. And if the anxiety, with the burning pain and a tenseness of the *præcordia* and hypochonder return, either alone, or with the coma, or a delirium accompanying it, as is too often the case, and always arises from an increase or collection of those putrid bilious humors, they must be carried off by repeating the antiseptic purge, as before;

(64) Our author's objections to the use of blisters, in the early and last stages of this fever, are well founded. In both states of the disease they often induce gangrene, especially when they are applied to the extremities of the body. There is a precise point, in the course of this fever, *before* and *after* which blisters should not be applied. There is but one exception to this rule, and that is, where it is necessary to arrest the tendency of the whole force of the disease to the brain or stomach, by a revulsive action upon the skin,

and the following form is what I have always found to agree the best with most patients, and seldom fails to remove these bad symptoms.

℞ Mannæ calab. ℥iiss. vel ℥ii. tamerind. cond. ℥i. tart. vitriolat. gr. x. m. solv. in sero lactis vino maderiens. præparat ℥vi. et cola, adde tinct. senæ, ℥ss. misce, dividet. in tres vel quatuor partes, de quibus capiat æger unam omni hora, donec incipiat purgare.

This may be made stronger or weaker, as the strength of the sick requires; and it seldom fails to carry off a quantity of yellow and blackish putrid bilious matter, by which the patient is much relieved, and the above-mentioned bad symptoms are either much abated, or totally removed.

And I most commonly find it necessary to repeat this purging every second or third day, for two or three times; and sometimes, when the symptoms are very bad, and have not much abated upon taking the first and second purge, and the patient has not been treated in the method before described, or I have not been called in, till late in the disease, I have found it necessary to repeat the gentle purging every day, for four or five days successively, and with the desired success too. But when I have been called in at the beginning of the disease, and treated the patient in the method before described, the repetition of the purging, is very seldom required more than twice or three times at most, in the whole course of the disease; especially if the antiseptic medicines have been sufficiently taken in the intervals between the purging during the whole time of the second state of the disease; this method rarely fails to succeed.

This method has been, and may probably be thought by some others, too simple and easy, to conquer so violent and formidable a disease: what! only bleed once or twice, and give a little warm water, and two or three simple purges, and this simple julep, to subdue such a terrible disease! without any fine boluses, cordial volatiles, and vesicatories! but I must tell such persons, that the more simple the method is, if it be but judiciously and fitly adapted to the nature and cause of the disease, it is so much the better, because, *contraria contrariis medentur.*

And I flatter myself that the learned and judicious, will think so with me, especially when they duly consider, that the first and principal seat of this disease, is in the hypochonders, especially the right, where the liver and biliary ducts are seated; and that the bile, of all the humors in the body, does the most readily putresce, and that to the highest degree of acrimony; and that this putrid acrimonious bile is, at least some part of it, carried into the blood; where its putrescent acrimony is greatly increased, by the great heat of the fever; and as the bile is a liquid animal soap, whose property is to dissolve all such bodies as are soluble by it, especially the animal fluids, and this dissolving property being now greatly heightened and increased by its putrid acrimony, more readily dissolves the red globules of the blood, if not those of the serum and the finer fluids also: and the blood being thus dissolved; and that dissolution being still heightened and increased by the heat of the air, and the fever, the whole mass of the cruor is soon brought into a putrid, colliquative, gangrenescent state, and the dissolved red globules are carried into such small serous, lymphatic, or still smaller vessels, as do not naturally admit them, whence the brain is affected, and the coma, tremors, convulsions, and all the other symptoms attending this disease are produced; as also the hæmorrhages, and the blood flowing through all or most of the excretory ducts, from its being so dissolved; also a deep yellowness suffused all over the body, with many livid spots, and mortifications in various parts of it; all which arise from the putrescent bile, and are produced in this manner.

This being the cause, and this the manner of producing this fever, and all its symptoms; a just method of reasoning from them makes it evidently appear, that this method of moderate bleeding and giving cooling acids, in the two or three first days of the fever, to prevent its being too violent, as it often is, yet being careful not to bleed too much, lest it sink the patient and his pulse too much after in the second state of it; and evacuating and carrying off as much of the putrid bilious humors, both by the warm water at the first, and by purging after; and then

giving the best antiseptic medicines that the patients can take, in a liberal manner, as before mentioned, to prevent the hæmorrhages and gangrenes from coming on; not only appeared to be the most rational, and the most judicious, but I found this method to be much more successful, than more pompous medicines, or the methods generally used.

For as I found that all the methods of treating this fever, which had been used both in this, and the other islands, were very uncertain, and too often unsuccessful; it induced me carefully to observe, and attentively to inquire into the cause and nature of this fever, and all its symptoms, and the above method of reasoning first dictated to me this method of treating it, not long after I came here, and induced me to try it, the first opportunity I should have, as it appeared to be more rational than any of the others. And an opportunity soon offered, which I shall beg the reader's patience, to relate, as it proved so successful.

A young man about twenty-four years of age, surgeon to a Guinea ship, was brought into a house where I was visiting a patient; he was of a sanguine, robust constitution, and a lover of spirituous liquors, and had been drunk three days and nights successively, and in that condition had run several races on the hot sea shore, near noon, with the sailors, in the heat of the sun, and to complete his folly, laid the last night after that exercise, in the open air under a tamarind-tree all the night, where he was seized in the morning with all the symptoms of this fever, in the most violent manner that I have ever seen any one; in this condition he was brought to the house where I was: his reaching and vomiting were so incessant, that he could not get time to say yes, or no, to the questions which I asked, without waiting some time for it, each time; his eyes were red and inflamed, attended with a burning heat, as usual in the beginning of this fever, and he had all the other symptoms which attend the first attack of this fever, in the most violent manner, which I need not repeat. I ordered ʒxvi. of blood to be taken from him, which was very florid, thin;

and much dissolved, and then directed him to drink warm water freely, and to vomit eight or ten times; and after that to take extract. thebaic. gr. jss. and take nothing for two hours after it; but I being gone, and he finding that he vomited with more ease, less sickness and reaching, with the warm water, than he did before, and being much alarmed at his having this fever, he drank three gallons of the water, and brought up great quantities of yellow and blackish bilious matter with it, and washed his stomach effectually. He then took the extr. thebaic. and slept three or four hours after it; and the vomiting ceased: he took some panada, and four hours after that, the purge of manna and tamarinds, &c. which gave him eight stools, and carried a good deal more of the putrid bilious matter off downwards; and got some rest after it: he then took of an antiseptic julep often, and light nourishment a little acid, at the intervals; and repeated the purge on the third day, as directed. I being called out of the town, I did not see him till the fourth morning after; he said that he had followed my directions, and I found him free from the fever and all its symptoms, but weak and low, and his skin a little yellow, but much less so than usual, unless when the bilious matter is thus carried off. I ordered him to take elix. vitrioli acid. gut. lx. three or four times a day for a few days, in an infusion of mint leaves with a little snake root, made as tea which he did; and soon recovered perfectly well, in seven or eight days time.

This patient being seized in so violent a manner, and recovering in so short a time, and so near to the rule which the elegant Celsus recommends, *citò, tutò, et jucudè*, not only confirmed the above manner of reasoning on the cause and nature of this disease to be right, but made me determine to follow the same method as near as I possibly could ever since, and I must add with the same good success also, when I am called so early on in the disease that I can strictly pursue it: which is too seldom the case; for in general the physician is not called in till the fourth or fifth day, or after, when the putrid acrid bilious matter is a great part of it carried into the blood,

which it has so dissolved and brought its whole mass into a colliquated, putrid, gangrenescent state, that the best of methods, and the most efficacious medicines, however judiciously timed and applied, are precarious and uncertain; or sometimes it is so far advanced, that the ablest physician can do no more than tell the relations of the sick, that it is too late, and that they can live but a few hours: for I know no disease in which the recovery of the patient, so much depends upon the right or wrong method of treating it, at the very first attack or beginning of the disease, as this fever does: for by thus discharging and carrying the putrid, acrimonious, bilious matter out of the body, before much of it is carried into the blood, not only most of the bad symptoms which attend the second state of the fever are prevented from coming, but the hæmorrhages, and the yellowness of the skin, &c. also, and the fever soon taken off too; for I have never seen any hæmorrhage come on, and but little yellowness, or in some none, when they were thus treated.

And when the last stage of the fever is come on before we are called in, provided that it is not at the very latter end of it, I have always found that this method of gentle purging, whenever the before-mentioned symptoms indicate it, and a liberal use of the antiseptic medicines in the intervals has been so successful, that I have seen but two patients that have died in this fever during the eight years past, in which I treated in this manner; and one of them was so weak that he could not take a spoon-full of any thing, and so near his end, that he died about two hours after without taking any medicine; and the other killed himself by drinking a gallon of cold water, in less than three hours time, (after taking half an ounce of manna in the morning) which struck such a coldness into his whole body that he died; though I have visited several every year, and in some years a great many: therefore I take the liberty of recommending this method to others, and wish it to be as successful to all.

I have said little of the dietetic part of cure in this disease, though it is necessary to say something, especially as their stomachs are generally so very weak, and so



much irritated by the acrid bile, that they almost reject every thing, and can often retain but very little. It may be said, that their diet must be thin, light, and little; but these qualities alone are not sufficient in this disease, for it must be made as pleasant and palatable as possible, in the three first days of it; and as much antiseptic as possible, to be made also agreeable, or otherwise they will neither be able to take or retain it. As, ℞ Panis bene fermentati leviter cocti ℥iv. coq. in aq. pur. per horam, tum tere diu, dein preme per linteum densissimum ut sit liquoris sic parati ℥iiss. cui immisce limonij maturi talcolatim scissi ℥i. nucis moscat. in polinem triti ℥i. servetur usui; sumat Æger omni bihori ℥ii. vel ℥iii. tempore usus admiscendo vini Maderiensis $\frac{1}{10}$ et sacchari quantum placet Palato Ægri.(65)

Or pearl barley may be boiled, and mixed in the same manner; also Madeira, or Rhenish wine-whey, and given often, and in small quantities, during the two or three first days of the fever. But after the third day, when the pulse begins to sink, and the fever is too low, it is absolutely necessary that both the food and drink should be made more antiseptic, and more generous and warming by increasing the quantity of the wine in the panada, and the whey, especially if the patient's pulse and the fever are too low; and if he has been accustomed to drink wine pretty freely; or if the fever be very low, and the patient be faint, I sometimes order him a glass of old hock, or old Madeira wine, alone, or sometimes mixed with a little water; and I find them to be much better cordials, than the hot spirituous compound waters of the shops are, in this fever; and sometimes I order a beverage of water, lemon juice, sugar, and Madeira wine, of which they drink a little and often, to assist the antiseptic medicines to raise the pulse, and keep the fever in a moderate state.

And we must now carefully avoid giving any thing, either as nourishment or in medicine, that is of a septic

(65) The editor has prescribed this drink, with advantage, and has always found it very grateful to his patients.

nature, or that has the least tendency to putresce; but on the contrary both diet and medicines should be as much of the antiseptic nature as they can be made, so as to make them suitable in all other respects; and that not only in this case, but in all other diseases the physician ought to take care that the diet of the sick be of the same disposition, and have the same tendency, as the medicines which he prescribes for them have; for if they are of contrary natures, and have opposite effects, they will do little service, and but seldom be attended with success, how good and efficacious soever the medicines may be; since the quantity of the first taken into the body, and mixed with our circulating fluids, in all cases so far exceeds the quantity of the last, that if they are of opposite and contrary natures, they must at best only destroy each other, and consequently the medicines can have but little effect. This, I think, is a material thing, which I think, is but too much neglected in practice, at least by some, wherefore I take the liberty to mention it here.

**OF THE DRY GRIPES, OR DRY BELLY-ACHE.**

THIS colic is most commonly called the dry-gripes, and dry belly-ache, and is a most painful disease, which frequently seizes the inhabitants of the West-India islands, and the continent of America, and especially the strangers who come to reside there; and sometimes, though very rarely, some of the inhabitants in England, and some other parts of Europe: for I have seen several patients in this disease, when I resided at Bath, who never had been out of England, as also did Dr. Sydenham long before. I think that Riverius is the first that mentions it, and calls it *colica Pictonum*, the colic of Poictiers, a province in France, where it was first taken notice of.

Those who have thin dry constitutions, and are much emaciated by excessive perspiration and sweating, or labour under great anxiety and affliction of mind, or are immoderate drinkers of spirituous liquors, especially such as are fiery and new; or those who are very irregular in the use of the six non-naturals, and especially those who live in America, and the West-India islands, are the most subject to this cruel disease; to which countries it seems to be endemial.

It generally seizes the patient with an acute pain at the pit of the stomach, which extends itself down with gripping pains to the bowels, which are soon after much distended with wind, with frequent reachings to vomit,

which sometimes bring up small quantities of bile and phlegm. An obstinate costiveness, yet sometimes attended with a tenesmus, and the bowels seem to the patient as if they were drawn up towards the back, at other times they are drawn into hard lumps, or hard rolls, which are plainly perceptible to the hand on the belly, by strong convulsive spasms: and sometimes the coats of the intestines seem to be contracted and drawn up from the anus, and down from the pilorus, towards the part first and most affected near the navel, as to the centre of their misery: the fæces, when they are discharged afterwards, are in little hard dry lumps like bullets; the belly usually continues most obstinately costive, and the patient discharges but little urine, and that often with pain and much difficulty. The pulse is generally low, though often a little quicker from the acute pain, but no fever, nor any symptoms of an inflammation of the parts affected, either perceptible by the pulse, or any other symptoms; though one year I saw two or three patients in this disease, who had some inflammatory symptoms, and their blood was a little sizzly, when inflammatory fevers were epidemical, and they probably had got a little cold just before; but this very rarely happens.* The extreme parts of the body are often cold, and sometimes the violence of the pain causes cold clammy sweats, and faintings: their mind is generally much affected, and their spirits sunk very low. And when this distemper has been improperly treated, this state of costiveness, pain, and misery has continued twenty or thirty days, and sometimes longer; for I remember a case which being thus treated in a wrong manner, the patient continued, with some small intervals of being something easier, in this painful condition for six months, or more, and then recovered by a different method of treatment, in one week's time. When the sick fall into the hands of those who treat them in this wrong manner, the pain continues to be very violent, and at times almost intolerable, and that for

* See the foregoing observations on the air, and epidemical diseases.

a long time; and then the patient's breath commonly acquires a strong, fœtid, stercoraceous smell like excrements, from a long retention of the fæces, and an absorption of the putrid effluvia from them into the lacteals, by the strong convulsive contractions of the guts: and when the pain in the bowels has continued long, and at last begins to abate, a pain in the shoulder-points, and adjoining muscles, comes on, with an unusual sensation and tingling along the spinal marrow; which soon after extends itself from thence to the nerves of the arms and legs, and they become weak, and that weakness increases till those extreme parts become paralytic, with a total loss of motion, though a benumbed sensation often remains.

The subtle cause of this disease, is sometimes carried by a sudden metastasis of it to the brain, and produces a stupor, or a delirium; and soon after the whole nervous system is so affected, as to produce strong convulsions, which too often are followed by death. At other times, the violence of the pain reverts the peristaltic motion of the intestines, and violent vomitings, and all the symptoms of a misereri mei are produced, and the patient being exceedingly reduced by the long continuance of the violent pain, it is too frequently followed by the same fate.(66.)

The cause of this disease will often lay still in the legs and arms, without giving the least sensation of pain, and sometimes is very suddenly translated from them to the bowels, or head; where it instantly produces the most violent pain, and often fatal effects: and as this metastasis is so very sudden, it shews that the humor, or cause, is exceeding subtle, as I have often observed; and I will beg

(66) There cannot be a more correct history of the dry-gripes. It was a common disease in Philadelphia, between the years 1760 and 1770. It is now seldom to be met with except in painters. Its rare occurrence has been ascribed to the disuse of punch, and of late and heavy suppers; to the general use of flannel next to the skin; and to the abolition of porches, which afforded a temptation to our citizens to expose themselves for several hours, in a state of inactivity, to the damp evening air.

leave to relate a remarkable case, which I saw in a gentleman when I lived at Bath.

He had laboured under this painful disease some years in Maryland, which at last rendered his hands and arms paralytic; and they had continued in that useless state two years, without any pain in them all that time; he had no strength, and little motion, but a tolerable degree of numb sensation in them: and during these two years, he was pretty free from any pain in his bowels. He came to Bath, drank the waters, and bathed in them; and I suppose took proper medicines with them three or four months, and returned to London without any relief. The next spring he came to Bath again, and sent for me, and informed me how he had proceeded the season before; and then was so exceedingly uneasy at the loss of the use of his hands, and his not being able to write to his family, that he said he was determined to have the use of them restored if possible, how dangerous soever the attempt might be: I told him, that if the cause or humor could be removed from his hands, it probably would return to his bowels with the same violent pain as before; or it might possibly be carried to his brain, with more fatal effects: he thought that was not possible, as it gave him no pain in his hands; and said he was resolved that if I would not try to remove it, some other person should attempt it; who he was pleased to say, probably could not give him that assistance as he thought I could, if it did so; and insisted so strongly on my attempting to remove it from his hands, that at last I unwillingly assented to try: accordingly he had his hands and arms pumped at the hot-pump, then anointed with liniment. saponac. mixed with some chemical oils, then wrapped up in flannel, in order to continue their sweating, and if possible to carry the morbid matter off that way; and to assist which, he took a draught with bals. peruv. gut. xxx. immediately after it: he slept well that night without any alteration, and repeated all the same method the night following, slept, and was easy till towards morning, when he awakened with the most excruciating pain in his bowels, and his hands perfectly restored to their use and motion, as well as ever before. The pain in his bowels

was now so violent, that he desired the attendants to shoot him, or put an end to his misery any way. Though the morbid matter had laid in his hands, though on their nerves, for two years before, without giving the least sensation of pain; yet now being removed to his bowels, it gave him as great pain as ever before. In this condition I came to him, and presently gave him a draught with bals. peruv. gut. xl. philon. londin. ℥i. and in less than five minutes time, the pain was entirely removed from his bowels, and his hands became paralytic as before, in less than a minute's time, but without any pain in them. This metastasis was therefore produced by the bals. peruv. before the opiate could act; and as the morbid matter was thus put in motion, I told him that we would try to carry it off, by only bathing his hands and arms in the warm bath-water every night, and sweating them in warm flannel after it, (without either pumping it on them, or using the liniment) and taking the bals. peruv. with a corroborating bitter, in the Bath-water, which he did, and recovered the perfect use of his hands, without any return of the pain in his bowels, or elsewhere, in two or three weeks time.(67)

Various methods of cure have been attempted and used in these parts of the world. As they were so costive, strong purgatives and clysters were much used, from the first appearance of this disease, almost down to this time; but all the strong drastic cathartics, (and the weaker were thought insufficient, as the stronger did not operate) do so irritate the stomach and intestines, and thereby increase the pain and the convulsive contractions and spasms of the guts, and rendered them more obstinate and worse; so that these medicines were generally either sooner or later rejected, almost without ever passing, and the clysters were mostly returned without having any effect, but that of increasing the spasms and pain: and if they chanced to pass, they so much increased the pain and convulsive spasms, that they either inverted the peristaltic motion of

(67) This case strongly illustrates the unity of disease.

the intestines, and brought on a misereri mei, or cast the morbid matter upon the brain, and produced strong convulsions; both which most commonly ended in death: or if the poor patient escaped with life, he lost the use of his limbs, and generally dragged on a miserable helpless life to the end of his days. This method was therefore justly exploded several years since, though I have known it proposed by a physician of some considerable practice; though in general the disease and its nature and cause, are now better known.

The honest and worthy Dr. Sydenham treated this disease (which is some chance times seen in England) with giving bals. peruv. a gut. xx. ad gut. xl. bis vel ter de die in pauco sacchari, and with much better success than the method above, for this is a valuable medicine in this case.

The ingenious Dr. Warren advises a method of treating this disease, which is more judicious, and better adapted to the nature and cure of it than either of them; and I think that some considerable improvements in the knowledge of this disease, have been made both in its theory, as also in the practice, or manner of treating it, since his time.

From the nature and symptoms of this disease, the strong convulsive contractions and spasms which attend it, without an inflammation or fever; and the sudden metastasis of its cause, from one part of the body to another, which sometimes happens; it plainly appears, that it proceeds from a very subtle cause, which irritates, and chiefly affects the nerves; those of the stomach and bowels first, whence those painful, strong, convulsive spasms in them; and sometimes the brain and whole system of the nerves, whence the convulsions; and lastly those of the hands and feet, whence the loss of their motion: and the disease and its symptoms being increased and aggravated by such things as irritate and stimulate those parts, which confirm this opinion, and at the same time indicate to us the proper intentions of cure of it; and they are these,

1st. To abate the pain, and take off the irritation of the nerves, from whence the convulsive spasms arise.

2dly. To procure a free passage through the bowels, and so carry off the morbid matter that way, without increasing the irritation.

As this disease proceeds from something which greatly stimulates and irritates the nervous coats of the stomach and intestines, and thereby produces those painful convulsive contractions and spasms, which always attend it; it is evident that whatever will abate and take off that irritation, must take off the convulsive contractions also, and abate the pain; and whatever will increase the irritation, must increase them and the pain also: and as all emetics and strong drastic purgatives, are well known to operate by their stimulating and irritating quality, so they are found always to increase the convulsive spasms and pain, which attend this disease. And on the contrary, as it is as well known that opium takes off all irritation and pain the most effectually, especially where the nerves are principally affected; as in this, and the opisthotonos and tetany, and some few other diseases; wherefore opium is in this case a principal remedy, and often repeated experience has fully confirmed this: and we have found the following method of treating this disease, to be the most safe, expeditious, and successful; and therefore recommend it to others, at least till they can find a better.

When I have been called in, and found the patient was seized with this disease, and that the pain at the pit of the stomach, and in the bowels, was very great, as it generally is; in order to abate that pain and take off the irritation and spasms, I always first give an anodyne; and have generally found some of the following forms to answer the best, with variations pro re nata.

℞ Extracti thebaic. gr. ij. vel iij. fi. pilul. vel. ℞ philon. londin. ℥i. extract. thebaic. gr. i. vel ij. bals. peruv. gut. x. m. fi. bolus; vel. ℞ aq. menthæ simp. ℥iss. extract. thebaic. gr. ij. vel iij. bals. peruv. gut. xx. syr. e mecon. ℥ss. m. fi. haust. statim sumend.

By taking one of these, the patient generally finds his pain much abated, the irritation is taken off, and the convulsive contractions of the intestines also; so that their peristaltic motion is restored, and the progressive motion of

their contained fæces is more easily assisted by a soft lenient eccoprotic, (for most other purgatives increase it,) which must be given as soon as he finds himself tolerably easy: but if the pain does not cease, or if it returns again, one of the above opiates, or a somewhat smaller dose of it, must be repeated till the patient finds himself tolerably easy: these may be thought too large doses of the opium, but I must observe, that small doses will not answer in this case, and the tetany, &c. and they may be given very safely.

But if the vomiting be so violent (as it sometimes happens) that the patient cannot retain any of these on his stomach, not even the extr. theb. which is in so small a compass, I have found the following most commonly to stay, and take the vomiting off also.

℞ Tart. vitriolat. gr. x. ol. cinnam. gut. i. vel menthæ gut. i. m. exhibe in cochl. i. aq. menthæ simp. et repetatur omni hora donec cessant vomitiones, deinde exhibe extr. thebaic. gr. ij. vel iij. quam primum.

This most commonly stays the vomiting, even when the saline antiemetic draughts will not, and the opiate abates the pain and convulsive spasms.

But if the patient be plethoric, and any symptoms of inflammation attend, which very rarely happens, ten or twelve ounces of blood may be taken away, and his stomach may be fomented with a proper emollient fatus, and then these powders may be given, and the opiate.(68)

And as soon as the patient finds himself tolerably easy, I usually begin to give something of the following kind, every two or three hours, till three or four stools are obtained.

℞ Cremor. tartari pulv. ʒiij. tart. solubil. ʒiss. tart. vitriolat. ʒij. ol. cinnam. vel menthæ gut. iij. mis. fi. pulv. in dos. vi. divid. de quibus capiat æger unam secunda vel tertia quaq; hora in vehicul. quovis idoneo. I usually give

(68) There are few cases in which bleeding is not useful in this disease. It prevents inflammation; relaxes spasms in the bowels, and places the blood-vessels in a state to abstract a portion of the morbid excitement of the intestines, and thus to lessen the force and danger of the disease.

them in a small draught of wine-whey, mint-tea, posset-drink, or in an infusion of bread toasted brown, and infused in boiling water.

After taking these powders thirty or forty hours, the pain which was at the pit of the stomach, removes down towards the lower part of the belly, where a sense of weight is usually observed by the patient, and presages stools to follow soon, and generally carries both the disease and its cause quite off, sometimes in twenty-four hours time, but seldom fails to do it in three days time: but if stools are not thus procured, or that sense of weight perceived in the lower part of the belly, by the beginning of the third day, I usually add rad. jalappii gr. v. vel. vi. to each paper of the powder, and give bals. peruv. gut. xv. mixed with a little sugar, and give it in the whey with the powders, which I think never fails to give stools on or before the fourth day; for I can truly say, that ever since I treated this disease in this manner, which is now above ten years, I have never met with any case, where the patients would take their medicines regularly, but stools were procured on the third, or the beginning of the fourth day at the longest, and often sooner; and the disease with all its symptoms were carried off thus with them. But I must observe, that the opiate must be repeated whenever the pain returns, and as often as it returns, whilst they take these powders.

And if from some particular circumstances of the patient's constitution, or his not taking the medicines, or his stomach not retaining them when taken, the pain still remains, or returns, and no stools are obtained; the opiate must be repeated till the pain and spasms are taken off, or greatly abated, that the other medicines may take effect; to which purpose, fomenting the region of the stomach and all the abdomen, with an emollient anodyne fomentation, every six hours, will be of great service: some have recommended a semicupium, but often without success, as I have more than once observed; and I have always found that fomenting as above, has been of much more service; as,

℞ fol althæ (vel alceæ) miiij. menthæ flor. sambuci chamemeli ana mij. sem. lini. ℥i. sapon. venet. ℥i. misce; coq. in aq. ℥viiij. deinde adde theriac. androm. ℥i. piselii barbadens. ℥ij. spir. sacchari ℥ss. misce, fi. fofus, quo foveant regionem ventriculi et abdom. pannis laneis in fofu tepide intinct. sexta quaq; hora, donec cessant dolores.

And a clyster of the following kind, may be given immediately after the use of the fomentation; and I sometimes order an anodyne emollient liniment to be applied to the abdomen, after the use of the fofus: as,

℞ decoct. pr. fofu fine addit. ℥viiij. sapon. venet. ℥i. piselii Barbad. ℥ss. bals. Peruv. ℥i. ol. ricini Americani vel ol. palmæ christi ℥iss. m. fi. enema. ℞ ung. dialthæ ol. palmæ christ, ana ℥i. opii camphor. bals. Peruv. ana ℥i. ol. macis per expres. ℥ss. misce, fi. liniment ut supra utend.

And if the patient's stomach cannot take or retain the powders when taken, the same powders may be dissolved in a little boiling water over the fire, and a little aq. menthæ, bals. Peruv. mixed with sugar, and made agreeable to the patient's palate, and given in the same quantity every two or three hours, till they pass and give two or three stools; which they usually do, much sooner than any other stronger cathartics, as these last usually stimulate and increase the disorder.

If from the violence of the pain, and great irritation of the nerves, strong convulsions come on, as it sometimes happens, I usually give musk with the opium, which seldom fails to take the convulsions off; and then the above-mentioned powders, or a solution of them, must be continued till some stools are obtained.

As ℞ moschi orient. gr. x. extr. thebaic. gr. ii. vel iii. vel. iv. bals. Peruv. q. s. m. fi. pil. iv. vel. fi. bol. cum bals. Peruv. q. s. This seldom fails to take off the convulsions and the pain, if they can be removed. But no stimulating volatile salts, or spirits, nor any medicines usually called nervous, that will irritate; neither vesicatories, nor cathartics, that will stimulate; for all these must be avoided and forbidden, as they increase the convulsions;

and the last will increase the convulsive contractions of the bowels, and at last produce a palsy of the legs or hands, or both: but the above powders, or their solution, must be continued till they pass downwards, which they scarce ever fail to do, in three days time at the longest, and relieve the patient from his misery; and if they do not pass so soon as expected, it is better to repeat the dose of nusk and opium, and wait a few hours longer with patience, in the use of the above powders, which will in a little time bring certain relief.

It is possible that there may be some other particular symptoms and circumstances, which may attend some peculiar patients and constitutions, which I have not mentioned here; but the judicious physician will readily know from what is already said, how to make all such alterations in the medicines as may be necessary, and how to remove those symptoms.

And though the patient generally finds himself quite easy and well, after these medicines have procured him a few stools; yet it is most commonly necessary to keep the body a little open for a few days after, by giving something of the following nature, once or twice a day, in a little whey or gruel for a few days. *As, ℞ crem. tart. ʒi. tartar. solubil. ʒss. tart. vitriolat. ℥ss. ol. cinnam. gut. i. misce, fi. pulv. primo mane fumend. in haustu seri lactis.*(69)

But the custom of giving calomel, or any other mercurial preparation, or any drastic cathartic, either at this or any other time of this disease, as recommended by a late ingenious and learned author,* and is too often giv-

(69) The treatment of this disease, as advised by our author, was generally pursued by the physicians of Philadelphia, in the years before-mentioned. Lenient purges were always preferred to such as were of a drastic nature. Dr. Thomas Cadwallider published a small tract in favour of the former, particularly of cream of tartar, which he directed to be given in small but frequent doses, for several days. As soon as the pain was felt in the lower bowels, he aided this gentle cathartic by opening clysters. By this means the disease was cured without being followed by a palsy of the extremities.

* Dr. Town on the diseases of the West-Indies,

en here, I can by no means approve of, at this, or in any other time of this disease; because it is well known that mercurials have too great a disposition or tendency to bring on a palsey, as also to increase it; and that all stimulating drastic cathartics are as bad or worse, is as well known; both from observation and experience, as also from what has been said before; but there are likewise other sufficient reasons for our not giving them at this time of the disease: because the patient is now generally reduced pretty low, and his bowels at this time are too tender and sore, by the preceding convulsive spasms and long continued pain, to bear the irritation of such strong purgatives.(70)

As to the diet of the sick in this disease, it is almost unnecessary to say that all their aliments must be thin, light, and of easy digestion, as in all other acute cases. because they can generally take nothing but what is so; but I must observe that some are preferable and much more suitable than some others that are equally light; and I have always found from repeated observation, that wine posset-drink, and wine whey, and the polenta made of bread toasted brown and infused in boiling water,(71) till it is the colour of old wine or malt-liquor, agree much the best with, and sits the lightest and easiest on their weak stomachs, and that often when no other food or drinkables will stay with them; and they are sufficiently nourishing in so painful a disease, especially for four or five days, as it is now most commonly got over in that time, when it is treated in the manner above described:

(70) Calomel, when given as a purge, was probably hurtful, but the editor well recollects to have seen a case of this disease suddenly relieved by his preceptor in medicine, by means of small doses of calomel, combined with opium, as soon as the mouth was affected. He has several times since imitated the same practice with advantage.

(71) The editor can subscribe to our author's account of the efficacy of his polenta in a weak and irritable state of the stomach in other diseases, as well as in the one now under consideration.

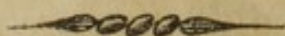
though they used formerly to continue as many weeks, and sometimes as many months in this state of misery, and then too often came off with the loss of the use of their limbs, or died.

Light food, of easy digestion, should be continued for a week or two, and sometimes longer, after the pain is quite over, and they begin to recover; because the stomach and bowels, are generally now very sore and tender, from the violence of the pain which they have so long endured in them; and they often continue to be very sore several days after the pain is quite over, till they recover their proper tone and strength again. To assist which I have always found that easy moderate riding on horseback, and taking something of the following kind, has both contributed much to their present recovery, and also to strengthen their bowels, and prevent any relaps. As, ℞ cort. Peruv. grosso modo pulv. ʒi. cort. aurant. ʒiii. rad. cassumunar. rhabarb. opt. ana ʒiss. bals. Peruv. ʒii. vini maderiens. ℥ii. m. digere loco calid. s. a. et cola, colatur. capiat æger cochl. tria bis vel ter de die vacuo ventriculo.

The palsey, which formerly very frequently seized their hands and feet, and sometimes now also, and deprives them of their proper use and motion, at the going off of this disease, as before-mentioned, generally proceeds either from giving some strong drastic purging medicines, or from some other wrong treatment of the disease; and when it is once fixed in their limbs, is exceeding difficult to be removed and cured; especially when the patient has continued a long time in that lame helpless state. Drinking the waters of some of the warm chalybeat and sulphurous baths, and pumping the paralytic limbs, or bathing them (not the whole body) in the same hot waters, as those of Bath in England, Aix la Chapelle in Germany, Barages in the Pyrenian mountains, or those in Portugal, and most probably those in Jamaica, Nevis, and Carolina, if they were properly examined, and suitable conveniences were made there, may answer as well. These with a little bals. Peruv. camphor and extract. valerian sylvest. given in proper quantities

with those waters, twice a day for some time, with daily repeated frictions on the spine of the back and the paralytic limbs, are the most likely, and have sometimes succeeded and restored to them the use of their limbs.

But it is much more easy to prevent this palsey from coming on, or seizing the patient, by treating the disease in a proper manner as before recommended; than it is to cure it, when it has seized and taken away the use of the patient's limbs.



OF THE DYSENTERY.



THE diseases of the intestines are rather more frequent in this warm climate, than they usually are in Europe, especially the dysentery, and the colica pictonum, or dry belly-ache, both which we too frequently meet with; of the last I have already treated before. We also usually have a colera morbus, especially towards the latter end of the hot months, as we usually have in England, and the other parts of Europe; but it is seldom so severe and violent here, as it often is there, though this island is so much warmer; and we too often meet with inflammations of the bowels, and sometimes with the bilious colic, the flatulent colic, and the hysteric colic, though the last is not near so frequent here as it is in England: we have also at times, all the different kinds of diarrhœas, as a diarrhœa febrilis, a diarrhœa colliquative, and the fluxus hepaticus, all which are very different diseases from each other, though they all affect the same parts, and should be treated with as different methods and medicines, according to their different natures and causes; but all much in the same manner as they usually are treated in England, when they are treated in a rational and proper manner, with some allowances for the warmth of the climate. But as these last are all judiciously treated on by several learned and able physicians in Europe, it is not neces-

sary to say any thing on them here, since they should be treated here, much in the same manner as they are there; save that a more liberal use of the antiseptics, especially in the colliquative diarrhœa and the hepatic flux, is necessary, because all the animal humors usually putresce more readily, and to a higher degree in this warm climate, than they usually do in the colder countries.

But dysenteries are so frequent in this warm climate, that they may be truly said to be endemial, and more or less epidemical every year; especially during the rainy seasons. For after two or three of the hotter months are passed over, and are succeeded by the usual rainy months of August and September, in which considerable great quantities of rain usually fall, sometimes for several days successively together, which are often followed by two or three or more clear and very hot days, and then rain again, and often so by turns: the falling of the rains, especially when in great quantities, renders the air cooler, moist, and damp, for many hours, and sometimes days, when it is very cloudy, which being succeeded by clear and very hot dry days, as is often the case, insomuch that the months of August, September, and October are generally called the hottest months in the year; these great and often sudden changes of the air, almost constantly produce dysenteries, which usually become frequent and epidemical, especially among the negroes, who are usually little clothed, and more exposed to the inclemencies of the weather, and among the white people also; and when the above changes of the air are sudden and great, they too often become malignant or mali moris also.

For I have always found from the best observations that I could make on the variations of the air and weather, in this island, that if the months of May, June, July, and August were very hot and dry, and the following months of September, October, and November were accompanied with much rain, so that the air was rendered cool, moist, and damp, and if the intermediate days between the rainy days, were very hot, I always observed that dysenteries were very frequent and epidemical, and generally were more or less malignant, as the above-mentioned changes

of the weather were greater or less, more sudden or more gradual, and shorter, or of longer continuation.

Hence must we not conclude, that this great driness and heat of the air, especially when it continues long, so acts on our bodies, as gradually to change their animal oil and salts, from their neutral, soft, bland, smooth, semi-ammoniacal state, to a semirancid and semivolatile acrid state, whereby they become unfit to perform the functions of animal life; and by their acrimony so stimulate and irritate the most sensible parts of the body, as greatly to disturb and oppress nature? and as she always endeavours to discharge and carry off whatever is so oppressive and offensive to her, by some of the excretory glands and pores, and in this case it is most probable that she first endeavours it by exciting a free perspiration and sweating, as these evacuations are the most assisted by the great heat. But the sudden falling of the rain changing the air so as to render it cool, moist, and damp, which as suddenly checks and stops that free perspiration and sweating, and the discharge of those acrid humors, by those ways being thus hindered, they are turned upon the bowels, which they constantly stimulate and irritate; and so produce a continual secretion and discharge of the mucous matter of the intestinal glands, and probably some of the acrid humors with it. This still continuing, increases the afflux of the humors to those glands, where they produce an inflammation of those glands, and the heat and fever are again increased by that inflammation, and the humors still rendered more acrid by that heat and fever; and the momentum of the blood being thus increased, its red globules are forced and discharged, with the mucous matter of those glands, into the intestines, and so carried off by stool. And the acrimony of the humors being still increased by the heat of the fever, and the fever again increased by the acrimony, and the thinnest parts of the circulating fluids being continually carried off, the remaining fluids are in time rendered too thick to pass through the smaller vessels, which still increases the inflammation, and produces a tenesmus, and violent pain, with all the other bad symptoms

attending this disease; which if not speedily relieved, soon form obstructions, and a total suffocation of the sanguiferous vessels, which soon produces a mortification of the intestines, that soon ends in death.

As we have dysenteries constantly returning every year in the West-India islands, with those rains at that time of the year, which are always epidemical, though not always equally malignant, no more than the seasons are always equally alike; may we not justly conclude, that the dysentery is most commonly thus produced from these causes, especially as these causes are sufficient to produce it?

Though it is also probable that it may be sometimes produced by infectious miasmata also; which were exhaled from diseased bodies and are floating in the air, and received into the mouth with it when we breathe, and there stick to the saliva, and are carried with it down into the stomach and intestines, where they produce all the above mentioned symptoms and effects, when they meet with a constitution fitted by the above mentioned causes to receive those infectious effluvia, and produce the disease.(72) However, I think, that we are certain from observation, that this disease, when it is thus produced in the manner as above, from the aforesaid causes, it often happens that after it has continued a considerable time, and many are seized with it at or near the same time, that the humors are in time rendered so acrid, semivolatile, and putrid, that they become infectious, and being exhaled from their bodies, but more especially from the putrid offensive stools of the sick, into the air, are carried with it, and often infect those who were well and sound before; and thus it becomes both epidemical and

(72) It is possible the effluvia from the stools of patients in the dysentery, may excite the disease in their attendants. In this case, a predisposition exists to the dysentery in the bowels. These effluvia may be rendered inoffensive by obliging patients to discharge their stools in a pan or chamber-pot, half filled with cold water, agreeably to the practice recommended by Dr. Clark. It even suffocates their fœtid smell.

contagious, though it was not the latter at its first invasion or seizing the first patient. This I have often observed, especially when great numbers have laboured under it at the same time, as often happens among the negroes; wherefore I have constantly ordered that the close stools should always be emptied immediately after they are used, and not suffered to remain in the same room with the sick: so that no more infectious putrid effluvia might be either conveyed to the sick, or to the attendants; and I think it is a very necessary precaution.

I have always observed, that all those diseases, which are epidemical, generally seize the negroes the first: is it not because they are little or thin clothed, and often poorly fed, and much more exposed to all the variations of the air, and inclemencies of the weather?(73)

This disease does not always seize the patients in the same manner: sometimes it seizes them with a diarrhœa, which is moderate the first day or two, but it gradually increases in all its symptoms, till it becomes a perfect dysentery, with all its symptoms. At other times it seizes them with an oppression and sickness at their stomachs, a gentle rigor, with pain in the head, and sometimes all over the body, which are soon followed by a fever, with griping pain in the bowels, and frequent griping stools. The sickness at the stomach increases, and is often attended with a reaching to vomit, or with vomiting: the fever increases; the pulse becomes very quick, and generally tense and hard, and sometimes full, though rarely so full as it is in most other fevers, neither is the external heat of the body usually so great as it is in many other fevers, though the internal heat be greater. The stools become more frequent, the griping pain increases, and the excrement discharged is mixed with much mucus of the guts, and considerable quantities of blood;

(73) Negroes, in the West Indies, in common with poor people, in all countries, are most subject to this disease, from being exposed to more of its remote and predisposing causes, from vapid aliment, thin clothing, and exposure to the open night air, than persons in easy circumstances.

and sometimes nothing but blood and mucus is discharged by stool; at other times a bloody sanies, or ichor, like bloody beef-brine, and a tenesmus comes on, with a continual painful neediness or desire of going to stool. All these symptoms continue and increase, if not timely relieved by proper remedies: the fever increases, the pulse is very quick, the thirst and internal heat great, though the external heat continues to be less than in most other fevers, as all the humors have so great an afflux towards the bowels, which too often deceives the injudicious or uncautious practitioner. Now the patient's strength sinks, he grows delirious, his extreme parts cold, accompanied with cold clammy sweats; his pulse becomes irregular, unequal, and often intermits; the stools sometimes run from the patient insensibly; the coldness of the extremities and the cold sweats increase, and all the other symptoms are worse, the patient grows very faint, and a mortification seizes the bowels, which soon ends in death.(74)

From the nature of the preceding causes, their manner of acting, and the symptoms which attend this disease, we must take our intentions of cure, which are these;

First, To carry off those acrid, putrid, and infectious humors, as soon and as safely as we can; and to abate and take off the fever.

Secondly, To stay the purging, heal the inflamed and abraded intestines; and then corroborate and restore their tone and proper action.

As we always observe, that this disease is constantly attended with a fever, in a greater or less degree; it is always necessary to take away some blood, more or less as the nature of the fever, the strength, quickness and fulness of the pulse do indicate, and the strength and other circumstances of the patient will permit; in order to abate

(74) A more correct history of the dysentery has seldom been given, than the above, by our author. It should be read over and over by every student of medicine.

the fever and inflammation as well as the increase of heat, putrefaction and acrimony of the humors.

And as there is such an afflux of the humors to the stomach and bowels, attended with a sickness, reaching, and sometimes vomiting, an emetic is clearly indicated; and the sooner it is given, the better, both to carry off those humors, and as much of the infectious matter as we can, as also to revulse them from the bowels, and clear the stomach, that the medicines to be given after may have the better effect; and it is well known that the ipecacuanha in powder is the best in this case, as it operates the safest, and somewhat restringes the bowels after: and in order to answer the first intention of cure, and carry off as much of those putrid humors as we can, in the beginning of the disease, it is necessary to give a dose of torrifed rhubarb mixed with an opiate, to procure the distressed patient some respite and ease, and abate the flux; and I have found something of this nature the best.

℞ rad. rhei tor. pulv. ℥i. electar. e scord. ʒ. ss. extract. thebaic. gr. iss. vel ii. ol. cinnam. gut. i. syr. e mecon. q. s. m. fi. bol. hora post emet. operat. sumendus.

If the fever and purging are considerably abated by these medicines, as they sometimes are, when given early at the beginning of the disease; giving something of the following nature, sometimes takes the remaining fever off, stays the flux, and heals the bowels, and sometimes effects the cure, or at least greatly abates them, if a proper regimen is prescribed, and strictly followed by the patient.

℞ cort. restring. Barbad. (bastard locus dict.) visci arboris limonifer. (mistleto of the lemon tree dict.) ana ʒi. cort granator. ʒss. cinnamomi ʒiss. misce coq. in aq font. ℔ii. ad ℔iss. et sub. finem coction. adde electar. e scord ʒi. coq. parum et cola. ℔iss. colaturæ adde tinct. terræ japon ʒi. sp. nitri dul. ʒss. sal. nitri. purif. ʒss. syr. e mecon. ʒi. m. fi. decoc. cujus capiat æger cochl. tria vel quatuor tertia quaq; hora, vel post singulam alvi dejectionem liquidam.

The quantity of the sal nitre, and also of the opiate here, may be increased or diminished as the physician sees it necessary. I have here ordered the cortex restring. Barbad. and the viscus arbor limonifer, because they can be easily gotten in Barbadoes, and are the most efficacious cooling restringents in this and some other cases. The first is the bark of a non descript tree; and makes a fine extract, which, as well as the bark, both greatly restringe and strengthen without heating, and both may be brought to England; and I wish we had them here for the benefit of the profession, and the good of mankind: and the misleto of the lemon-tree, on which and the lime-trees it only grows, and is a fine subacid cooling restringent, and was used as a secret in the cure of this disease for many years, but I fear will not retain its virtues when brought to England, neither will it be got to grow here; but both may be tried. I have often experienced the good use of both this, and the above bark and extract, and wish we had them here.

As I write on this disease, as well as on most of the other diseases in this book, principally for the use and benefit of the inhabitants and practitioners in Barbadoes, and the other West-India islands, who in general have too little learning, I have been more explicit and copious in the theory and reasoning on those diseases, than would have been necessary if I had only written for the use of the learned, which I hope the last will excuse, and pardon this and the preceding digression.

Giving sal nitre also in this case, where such a violent purging attends, may be thought by those who are not able to see the reasons for giving it, not only a new, but an injudicious practice, as it is known that nitre will sometimes gently loosen the belly. But I must observe to such, that it rarely or never happens that the purging, though violent, takes the patient off, but the violence of the fever, and the inflammation of the intestines, which ends in a mortification, especially in this hot climate, and kills him. And that it is both injudicious, and bad practice to stop the purging, by strong restringents and hot alexipharmic medicines, before the

fever and inflammation are abated or taken off: and if they can stop the purging by such medicines, the fever will be thereby so increased, as to bring on a train of fatal symptoms which will soon put an end to his life. Wherefore the physician's greatest care should be to take off the fever and inflammation, by bleeding, &c. and a proper use of antiphlogistics, given with gentle cooling restringents, and suitable anodynes to abate the irritation on the bowels. And in this case I have always found nitre thus given, or mixed with a little elect. e scord. or bals. locotel. to be the best antiphlogistic.

And even to children, when the bloody stools have been frequent, and with much pain, that after bleeding, an emetic, and a little torrefied rhubarb, giving nitre mixed with a little red coral, in an anodyne testaceous julep, has in a short time, both taken the fever and inflammation off, and the purging also soon ceased, and they soon recovered, being taken at the first beginning of the disease. For if we can but take off the fever and inflammation, the purging generally soon stops, as its cause is removed: or if by reason of too great a laxness and weakness of the bowels, the purging continues, it may be soon stayed by a moderate restringent anodyne and a clyster.

But if the fever still continues, or the inflammation remains, after bleeding, and the use of the above-mentioned medicines, and the bloody stools with much pain are not abated, as too often it happens, bleeding must be repeated on the second or third day after the first bleeding; and in some cases more than once, especially where the quickness, hardness, and fulness of the pulse indicates it; and that to such a quantity as the urgency of the symptoms require, and the strength of the patient will bear: after which, it will be necessary to give the ipecacuanha in small doses, from gr. ij. to gr. v. mixed with ℞i. of theriac. androm. twice a day, and an anodyne, after it has vomited the patient once or twice, for three or four days, and the antiphlogistic anodyne restringent decoction as before, in the intermediate times of taking the ipecacuanha, which may also be given after, if the stools

still continue; these seldom fail to give relief, and take off the disease.

But if the fever and inflammation are considerably abated, or taken off, and yet the bloody or brine-like stools continue, and are frequent; giving a dose or two, and sometimes a third dose of the stibium ceratum, at proper distances after each other, and a suitable opiate a little time after the last, has been of great service: but I must observe that this medicine, how much it may be recommended and extolled by some persons, though it may be a good medicine when properly timed; yet as it is frequently and promiscuously given at all times of this disease, and in all circumstances, by some persons, it cannot succeed; for if the fever and inflammation are not first taken off, or considerably abated, it seldom or never answers their expectations: but these being taken off, or greatly abated, it sometimes proves to be a good medicine, though I think I have seen the ipecacuanha in small doses answer much better even then, when it would not.

But when we find that the fever and inflammation still continue, after all the repeated evacuations of bleeding and vomiting, &c. and the patient is reduced so low, that he cannot bear any further evacuations, and yet the fever continues, with a very quick, low, weak pulse, and is delirious, his skin hot and dry, and the stools frequent and bloody, or brine-like; I have with great pleasure seen, that giving the ipecacuan. in small doses, viz. gr. iij. and repeating it every three hours, till the patient had taken four doses, and increasing the last dose to six or seven grains, it has, after giving a gentle puke or two, almost surprisingly restrained the flux, and brought on a fine free diaphoresis all over the body, which was continued for some hours, by being properly encouraged by drinking small warm liquids; and the delirium, tremors, and all the other bad symptoms went off, and the patient has from that time soon recovered, by only giving a few

doses of a restringent diaphoretic opiate, as before; and was thus as it were snatched from the jaws of death.(75)

But we cannot always expect to meet with such happy success, in every patient and case; yet in these circumstances, I have more than twice seen this method succeed; so that the fever and all its bad symptoms have been either taken off, or so much abated, that by giving something of the nature of the above-mentioned restringent anodyne decoction, or such like medicines for a few days, and a few proper clysters with a suitable regimen, the fever has been entirely taken off, and the purging also, and they recovered; at least I have always found this method the most successful, even after all other methods have failed.

There is another painful circumstance which frequently attends this disease, which is a painful griping accompanied with a great soreness in the bowels; and most commonly arises from the great heat and acrimony of the humors, and their continual motion downwards; and the fine soft mucus which lines and defends the intestines being carried off by the so much purging, those acrid humors irritate and inflame, and sometimes almost corrode the tunica villosa of the guts, so that they are in part excoriated; and sometimes large portions of that fine membrane has been known to come away several inches long, by which the intestines become exceeding sore and painful, when this pain and soreness is found to be pretty high up in the guts; bals. locotelli, or the following electary, and the wax emulsion, are found to be the most effectual remedies: As, ℞ electar. e scord. bals. locotel. ana ℥i. sperm. ceti, pulv. e bolo cum opio ana ℥iiss. syr. balsamic. q. s. misce, fi. elect. cujus capiat æger q. nuc. mosc. quarta, quinta vel sexta quaq; hora, superbib. emuls. cum cer. præparat cochl. tria.


(75) The apparently weak state of the patient, is no objection to the use of the ipecacuanha in this advanced stage of the disease. Dr. Huxham has justly remarked, that patients are often benefited by emetics, when they are too weak to bear any other depleting medicine.

But when the pain and soreness are found to be lower down in the belly, it most commonly arises from an excoriation, or from little small ulcerations of the rectum or secum, which the acrid humors irritate, and produce a painful tenesmus; in which case, not only the above-mentioned healing medicines are necessary, but soft balsamic healing clysters must be frequently injected also; which may be made of fat broth, or milk, mixed with bals. locotel. wax, sperm. ceti, and an anodyne; as, elect. e scordio, theriac. androm. or tinct. thebaic.


But this tenesmus, especially when the disease has been severe, and has continued a considerable long time, and is situated low down in the belly, most frequently arises from the indurated fæces; which are often formed into hard round lumps like balls, by the convulsive spasms of the guts, and are almost half baked by the heat and fever attending the disease, and often are pretty large and very hard, as I have often observed them to come away in the latter end of it, that it is almost surprising to think how these hard lumps should remain in the guts so long, and such a violent liquid purging continue all that time, and they not be carried off with it; as is almost incredible, if they did not so frequently come away at the last: and so long as these lumps continue in the intestines, they must very much irritate and stimulate them, as they are in that tender sore excoriated state, and so long will the tenesmus remain. In this case, a proper purgative and suitable clysters, must be given to carry those lumps off; but I must observe, that I cannot approve of giving sena in any shape, or at any time in this disease, notwithstanding that the great and honest Dr. Sydenham (to whom all professing the medical art are much obliged, for the many useful observations and discoveries which he made) frequently used and recommends it; because it is observed that this drug always increases either more or less, any inflammation; but this probably was not known in his time: and as some degree of inflammation, more or less on the intestines, always attends this disease; giving sena must consequently increase it, and render the evil worse: but I have always

found that giving a little manna and rhubarb, with a little sal. polychrestum and oil, seldom fail to carry these hard lumps quite off; and it may be assisted if necessary with a clyster of warm water, a little honey and oil, and a small quantity of soap to dissolve those lumps, and render the gut more slippery, and their exit more easy; which method seldom fails. And when these lumps are thus carried off, the patient usually soon recovers with the use of the above-mentioned balsamic healing medicines, and a clyster or two of the same kind; with a suitable soft, healing, and nourishing diet, at the same time.

I am very sensible that there are, and often may be, some other circumstances, and considerable variations in the symptoms which at times do attend this disease, either arising from the different epidemical constitution of different years, or from the different constitutions of the patients, which may require some variations in the method of treating them, as well as in the medicines to be given: but it is neither possible nor necessary, to describe or mention them all here; since every judicious physician will be able to observe them, and to make such alterations both in the methods of cure, and such variations in the medicines, as may be necessary: and these are sufficient, and I hope may be of service to some in the practice; wherefore I communicate them to the public, and sincerely wish that they may be as useful to others, as some of the observations have been to me.



OF THE OPISTHOTONOS AND TETANY.



THIS is a most painful and dangerous disease, which was well known, and is often mentioned by the great Hippocrates, and the other Greek physicians, though they most commonly speak of it as the consequence and effect of wounds made by darts, or other weapons, and have not so accurately described it as it could be desired; and few of the moderns have done any more than cursorily mentioning it, not even Bontius, who lived some time in the East-Indies, has but very imperfectly described it; though it is probable that he saw it often, although it is so very seldom seen in England, and the other cold northern countries, yet it is so frequently seen in the West-India islands, and the neighbouring warm countries that it may justly be said to be indigenous, or at least endemial in those countries which are within or near the torrid zone; hence it might be more frequent in Greece than it is in England, as the island of Coos, and adjacent countries, where the great father of physic lived and made his observations, are much warmer.

The Greeks distinguished this disease by these three names, as they express the primary effects it has on the body, ἐμπροσθότονος, ὀπισθότονος, τετυνος, which the Latins called by one name, rigor nervorum, and we a tetany or convulsion.

When the body was bowed and bended down forward, the Greeks called it an *emprostotonos*; and when it was bended backwards in a curve, and immovable, they called it an *opisthotonos*; and when the body was fixed in an erect, rigid, immoveable posture like a statue, or when a limb was so fixed, they called it a *tetanus*. The first is very seldom seen, though the two last are very frequent in the warm climates.

This disease, though distinguished by these three names, may most properly be called but one disease; as they generally all three arise from the same causes, and only differ from each other, as they reduce the body into the three different positions before-mentioned. And all these, or this one disease, in general arises from three causes, which are very different from each other; though in some particular cases and constitutions there may be some other concurring causes. The first, is from a slight small puncture with a pin, needle, or small bone of a fish, a nail, or small splinter of wood, accidentally run into the foot, hand, finger or toe, the head, or some other nervous parts of the body; or from a small wound with a sharp edge of a stone, often not much more than skin deep, and too often from the ligatures on the arteries (probably with a nerve,) after the amputation of a limb: it is difficult to conceive how such a small slight puncture or wound, and such a trifling cause as a small puncture with a pin, a small bone of a fish, or a nail, or a small slight cut with a sharp stone, but little more than skin deep, in such remote parts of the body, should produce such violent symptoms, and so fatal a disease; nay it is almost incredible to those who never have seen such cases, yet it is but too certainly true, as both I and many others have but too often seen them.

Secondly, It often arises from taking cold, by suddenly exposing the body to a current of cool air, when warm and sweating, or being suddenly wet when warm; or going into cold water when sweating. And lastly, young children are frequently seized with this disease, from a retention of the meconium, or from a cheesy matter, or something which is acrid, taken into the stomach and bowels.

These causes are all too frequently followed by an opisthotonos and tetany, and when from the first mentioned causes, it most commonly comes on between the tenth and fourteenth day after such slight puncture or wound is made, (and sometimes though very rarely sooner) than the tenth day, and often when the small wound has given the patient little pain or uneasiness, and has no bad appearance, but has digested and looked well, and often when the puncture or wound has been perfectly healed up by some common plaster, and has been well for several days before the convulsions have come on, and that without any fever, or other symptoms but as hereafter mentioned.(76)

But when this disease proceeds from the second mentioned causes, viz. from suddenly taking cold, it usually comes on much sooner, though they have only had the common symptoms of catching cold, with little or no fever till the fourth or fifth day after the convulsive symptoms have seized the patient, when a fever of the inflammatory kind usually comes on.

In children, from the above-mentioned causes, it usually still comes on sooner.

The patient usually first complains of an uneasy sensation, and small tenseness about the præcordia, and a stiffness in his jaws, which gradually increases, and brings on a difficulty in swallowing, but no swelling either internally or externally appears in the throat; and a pain all along the spine of the back, with a contraction and

(76) Danger of tetanus, from a wound in a tendinous part of the body, should always be apprehended when it is not followed by inflammation. It is because wounds in the soles of the feet and in the palms of the hands so seldom inflame, that tetanus is so frequently the consequence of them, especially in warm climates and warm weather. The disease is generally prevented by dilating the wound, and irritating it with spirit of turpentine, or Spanish flies, or any caustic application. It would seem, from this fact, that reaction is a law of animal matter, and that disease or disorder, in some part of the body, is the necessary consequence of irritating impressions made upon it.

stiffness of the dorsal muscles, and those of the neck soon follow, and gradually increase for a day or two; and the head, neck, and back-bone, are gradually and strongly bended backwards, and the body is fixed and retained in that retrocurved posture, and the jaws are now close locked and immoveably fixed, and most commonly an impossibility of swallowing any thing, from the muscles serving for deglutition being fixed in a rigid state, now comes on; if any thing that is liquid can be got into the mouth, which is usually about the third or fourth day, and sometimes sooner; now frequent strong convulsive spasms come on, first under the sternum and on the diaphragm, and quickly extend themselves to the jaws, neck, and the whole spine of the back, with such violence and force, as well as dreadful pain, as often raise the body with a sudden jerk quite up from the bed, or place on which it lays; to a considerable height; at other times only so that his occiput and heels only touch them, the body forming part of an arch, if the patient lays on his back, which is the easier posture of the two, or almost a circle, by his head and heels being brought so near together if he lays on his belly, which they rarely can bear to do, though sometimes the head, neck, and back, are only retrocurved, and the legs strongly and rigidly extended. As the disease advances, these strong convulsive spasms become more frequent, and also more violent, and now return every ten, fifteen, or twenty minutes; which reduces the poor patient to the most distressed condition, both from the violence of the pain wick he continually feels, and the dread of the frequent returns of those violent convulsive spasms, which greatly increases it, and he continually expects; and now the disease has become a perfect tetany, and in the intervals between those spasms, he lays in a rigid immovable state; except that they most commonly can move their tongue and speak, as also their fingers, but not their arms. When the disease proceeds from a puncture or wound, I never yet saw or observed any fever attend it; the pulse is generally small, regular, and rather slower, but usually a little harder, as well as the heat of the body, no greater than when in health; and they usually

breathe freely and well, as when well, except during the time of, and a little after the spasms, when the pulse is often small, fluttering, and irregular, for a short time, and the breathing quick as if violently exercised, but the spasm being over, they both soon became calm, slow, and regular again; but the body is sometimes covered with sweat, from the violence of the agonies, yet no feverish heat attends; neither is the thirst great, or the tongue foul, though it is often stiff and attended with a torpor, arising from the contraction of its muscles; the urine not much altered, only a little higher coloured and less in quantity, as they can drink little, and sometimes none: the belly is generally costive, and drawn inward and flat, and all the abdominal muscles are tense, rigid, and contracted, as are most of the muscles of the body after the tetany comes on. They seldom can sleep, they only get some short slumbers, from which they are soon roused by the convulsive spasms, especially towards the latter end of the disease, when they can seldom get any: the countenance is mostly pale and contracted, and strongly expresses great anxiety and distress. Thus the convulsive spasms continue to return more frequently and with greater violence, till at last a general strong convulsion puts an end to their misery; and in this case they most commonly retain all their senses to the last moment.(77)

They usually continue in this state with these violent symptoms, gradually increasing to the fifth or seventh, and sometimes to the tenth or eleventh day; but when the disease comes on with more violence at the first, and its symptoms increase more quickly in their violence,

(77) Diseases are obstinate or dangerous, in proportion as they are insulated, or confined to one of the systems of the body. The tetanus, which is confined chiefly to the muscles, is a proof of the truth of this remark. Its greater mortality, when it arises from a wound, than from any other cause, is occasioned by its being attended with no fever. An affection of the blood vessels, by diffusing the disease, lessens its danger and frequently cures it.

and return more frequently also; they often put a period to life on the third or fourth day, if the violence of the symptoms are not abated by suitable medicines; at other times when less violent it continues longer, and usually for some weeks before they perfectly recover the proper tone of the nerves and muscles again; but if they survive the ninth or eleventh day, they most commonly recover in three or four weeks time; though not the perfect tone of the nerves, and the use of the muscles in less than five or six weeks time, and sometimes longer.

When the opisthotonos and tetany arise from taking cold, it is attended with all the same symptoms, and they usually come sooner on after the taking cold, than when from a puncture or wound, though not usually with more violence, and without a fever in the first three or four days, though the pulse is usually a little more full, and a little harder, though seldom quicker during those first days, but most commonly about the fourth or fifth day, the pulse begins to be both more full, and more quick and hard, and a fever comes on with some inflammatory symptoms, which indicate bleeding, and some are a little delirious at times, and their blood is now a little more florid and more dense, than it usually is in the former, where it usually is more lax and of a looser texture, and somewhat less florid, and sometimes mixed with darker spots: but in all other respects, except that the thirst is greater, the symptoms and progress of the disease are the same as in the other, as also its fatal effects rather more so, if not timely relieved by proper remedies.

Infants likewise, who are seized with this disease, usually have the symptoms and the convulsions, as also the tetany coming on sooner, and generally more or less of a fever with them; and the insultus epilepticus, as Dr. Sydenham calls it, if it continues any time, is in this hot climate changed into a tetany in them.

It is generally observed that the negroes are more subject to this disease, than the white people usually are; and it must be allowed, that the negroes are seized with it much more frequently than the white people are: but I apprehend that this only proceeds from the negroes

going barefoot, and thereby being more exposed to such injuries, and their being worse clothed, and accustomed to labour with, or in such work as renders them more liable to get such wounds, and a custom which many of them have of going into the cold water when they are sweating on the road, &c. which render them more liable to this disease; but the white people are much more subject to this disease in this hot climate, than they are in the colder countries.

As this disease so frequently proceeds from such slight causes, it is extremely difficult to account for it, in a rational and satisfactory manner: to say that it is effected by the consent of the nerves, one small nerve being lacerated or wounded, gives great pain, and that is communicated to, and affects the whole nervous system: this may be plausible, and may satisfy some people, but it is far from being clear and satisfactory, to an exact inquirer; for the pain is generally ceased in the wounded part, and the small wound often perfectly healed up and well, several days before either the convulsions, or their preceding symptoms come on: and how such a cause, which has nothing acrid in its nature, when the small instrument which made the wound is removed, should lay still, and often without pain, for ten days or more, and then produce such terrible effects; at present only serves to shew us how imperfectly we are acquainted with the structure and nature of the nerves and their contained fluid, and how they act so as to produce their various and wonderful effects; and also shews us how much a further knowledge of them is wanting, and ought to be inquired into, and obtained if possible.

I think we may say, that all we know at present of this matter, is, that we know by observation, that these slight causes, do actually produce those terrible effects. And that we also observe that the will or thought, which is not matter, can act on the body which is matter, and give it motion, &c. but how either of these act, so as to produce their peculiar effects, we know almost as little of the one, as we do of the other: though there may be some more probability of obtaining some farther know-

ledge of the former, than we can hope for of the latter; and that if it ever be obtained, it must be by accurate observation, and just inductive reasoning.

But till further discoveries are made of the nature and action of the nerves, we must be content with such observations as we have, and such reasonings as we can justly draw from them, and endeavour to keep as near to truth, as we possibly can.

We know then from observation, that there is such a thing as a consent of parts, or that one part of the body being irritated or hurt, another part of it will be affected in the same manner, though not hurt; as a moat falling into one eye, considerably affects both eyes; and an inflammation, or a stone, in one kidney, greatly affects them both, and the stomach also, as it receives a branch from the same nerve; and the same is observed of some other parts of the body. We have an account in the philosophical transactions, by Dr. Short* of a small sharp bone which closely adhered to a branch of the crural nerve, which being irritated by certain motions of the leg in which it was, it so irritated and affected the whole nervous system, as to bring on strong epileptic fits, and greatly affect the whole body with strong convulsive motions. And there seems to be a great analogy between this case, and what happens in this disease, both as to the cause, and the cure; for that bone being taken out, the patient was freed from his epileptic fits: and in this case, the lacerated nerve being entirely divided above the wound, I have found it abate the convulsive spasms, and contribute much towards the cure; wherefore I have made dividing the nerve near to, and above the wound, one of the first intentions of cure in this disease, when it arises from a puncture or wound.

The causes of this dreadful disease, may be most properly divided into three, (though in some particular cases, there may sometimes be some other concurring causes) which are very different from each other. First, a small

* Philos. Transact. Abridg. vol. 7.

puncture or wound in the feet or hands, or sometimes in the head, or in other parts of the body; though most commonly in the two first, which are most exposed to such injuries, especially in the negroes who go barefoot, and thence are more subject to this disease. Secondly, catching cold suddenly, when very warm and sweating with exercise, labour, or otherwise; and especially if any part of the body, which is more nervous and sensible, was any way contused before. And, thirdly, in young children, from a retention and insufficient discharge of the meconium, or from an acrid cheesy matter generated and retained in their tender stomachs, or from any acrid, acid humor which is retained in, and irritates their tender bowels: for the *insultus epilepticus* as usual in children in England, if it continues any time in this warm climate, is frequently changed in them into a tetany, and often proves fatal.

These being the causes of this disease, the proper intentions of cure, evidently appear to be, first, To remove and take away the irritating cause which affects the nerves; and then to diminish and take off the stimulation and irritation of the nerves. And secondly, To relax the rigid tenseness and contraction of the nerves, tendons, and muscles, of the parts affected. For the old adage, *Tolle causam et cessabit effectum*, is as justly applicable in this, as it is in all other cases.

Wherefore, when we are first called, and find that either the *opisthotonos*, or tetany, or their presaging symptoms, have seized the patient, and that they proceed from such a puncture, or small wound, as before mentioned, it is necessary to call in a surgeon to examine the puncture or wound very carefully, that if any part of the splinter, fish bone, needle, or nail remain in the wound, he may take it away. Then in order to take off the sense of the irritation of the wounded or lacerated nerve, and prevent its being conveyed to the other nerves, let the surgeon make an incision near to, and a little above the puncture or wound, so deep as totally to cut the lacerated nerve in two, which conveys the sense of the irritation from the puncture or wounded part; then dress both the

wounds with a mild digestive mixed with a little opium, to lessen the irritation and pain more. (78)

This being done, I generally give an opiate, as, the following bolus, draught, or pills as soon as I can, which most commonly takes off the nervous spasms, and greatly abates the convulsive contractions and tetany also. ℞ moschi orient. gr. xii. extracti thebaici gr. ii. vel iii. theriac. androm. ℥i. bals. Peruv. q. s. misce, fi. bolus. statim sumend. vel. ℞ aq. alex simp. ℥jss. spir. lavend. comp. ℥j. sp. c. c. ver. gut. xxx. moschi orient. gr. viii. extracti thebaic. gr. ij. bals. Peruv. gut. xx. syr. e mecon. ℥ss. m. fi. haust. quam prim. sumendus. vel. ℞ extract. thebaic. gr. ij. vel, iij. moschi orient. gr. x. bals. Peruv. q. s. misce, fi. pil. iv. statim sumend.

And one of these must be repeated, every twelve, ten, eight, or six hours, accordingly as the convulsive spasms are more or less violent and strong, and return the oftener; and sometimes I have found it necessary to repeat them oftener than every six hours, where the spasms were very great, and returned very often, or where the tetany was violent; neither need we fear any bad consequences to attend the giving such large doses of the opiates, or the repeating them so often, where the convulsive spasms are so violent, or return so frequently, though to persons who are not accustomed to take opium in any shape; nor have I ever seen that the giving such large and frequent doses of the opiates in this case, have ever produced any stupor, or great disposition to sleep, though I have ordered sixteen or twenty grains of extr. thebaic. to be given in the space of twenty-four hours, where the spasms were violent, yet they seldom procured more than two or three hours sleep, and seldom more than one hour at a time without being awakened by the spasms, and rarely more than three hours sleep in the twenty-four hours time, and that most commonly without any stupor, or heavy sleepy

(78) From the remarks made in note 77, and which have been confirmed by experience, the application of this mild and anodyne ointment is calculated rather to induce than to prevent tetanus.

disposition; yet I have observed that the opiates have always greatly abated the convulsive spasms, and the opisthotonos and tetany also; and when they are given with musk, I think that I have sufficient reasons from observation, to say that they both more effectually remove, and sooner take off this much dreaded disease. And as the convulsive spasms abate and return less frequently, the intervals between giving the doses of musk and opium may be made longer, and longer, till the spasms entirely cease, and the patient can begin to move and help himself, and at last the spasms entirely cease, when these medicines may be entirely left off, though it will not be proper to leave them off entirely till then.

But in order to remove these painful symptoms the sooner, and relax the rigid tense contraction of the nerves, tendons, and muscles of the parts affected, it is necessary to foment the præcordia, jaws, neck, and spine, with an emollient relaxing fomentation, four or five times a day; and I have found that something of the following nature has succeeded the best; ℞ fol. althææ vel alceæ. m. iv. salvæ, flor. sambuci, ana m. ij. sem. lini contus. ℥ij. sapon. venet. ℥ij. sal ammon. crud. ℥j. m. coq. in aq. cong. j. deinde adde pisselii Barbadoens. ℥iij. in spir. sacchar. com. ℔ss. solut. theriac. androm. ℥ij. misce, fi. fofus, cum quo foveant region. præcord. faucium et spinæ dorsi, tepidè ope pannis laneis s. a. sexta quaq; hora. After which let the same parts affected be anointed with the following ointment, each time, and then be covered with flannel.

℞ liniment. saponac. volatil. nervin. pisselii indic. ana ℥j. bals. Peruv. ℥ij. ol. lavendul. rorismar. ana gut. xx. opii ℥j. misce, fi. liniment. ut supra utend.

Some have strongly recommended the use of the semicupium in this case; and I have known it used several times, and its use seems to be both very reasonable and promising; but I have always observed that the patients have received more benefit from the use of emollient fomentations and anointing the parts affected, as above, than I ever could observe from the warm bath; and I have more than once known the patient die immediately after being taken out of the warm bath, though the bath was

not made too warm, being only about ninety-five degrees in Fahrenheit's scale, and they said he had not stayed more than twenty minutes in the bath: for which reasons, I have constantly made use of the fomentations and liniment, and omitted bathing, and I may add, with the desired success in general.

In this case the pulse is generally small, languid and slow, only during the continuance of the convulsive spasms, and a minute after them, it is often small, quick, and irregular, but soon becomes slow again, and the patient is usually rather cool than warm, especially his extreme parts, which are usually cold, and often covered with a cold clammy sweat; wherefore some warming cordial medicines are necessary to increase and keep up the momentum of the circulating fluids; as a little soft warm wine and water given several times a day, or something of the following nature when sick or faint: as,

℞ aq. menthæ simp. alexit. simp. ana ℥iv. vini Made-riens. vel canar. ℥iiij. spir. lavend. c. ℥ss. tinct. cast. spir. aromat. vol. ana ℥ij. syr. e mecon. ℥j. misce, dentur cochl. duo vel tria in spir. languorib.

For it is necessary to support the patient with these, and the use of a cordial vinous diet, if they can get them swallowed, which in this case is often done with difficulty, as their jaws are close locked together, and swallowing even liquids is very painful and difficult; as, gruel with wine, and wine-whey made pretty strong of the wine; as it is absolutely necessary in this case, to keep up a moderate equal warmth all over the body, and a moderate warm breathing sweat also, for I have always observed that where this can be done, and kept up, they generally recover; and where this equal warmth and moderate perspiration cannot be obtained, but the extreme parts remain cold, and covered with cold sweats, they most commonly die.

In this disease, the sick are generally costive, which is generally rendered more so, by giving such large and frequent doses of opiates, yet without which they can neither live nor recover; wherefore an emollient relaxing clyster must be injected every other day, or oftener if necessary. As,

℞ decoct. emol. pro clys. ℥viij. elect. lenitiv. ol. palmæ christi, ana ℥j. bals. Peruv. ℥j. pisselii indic. ℥j. misce, fi. enema.

But neither purging, bleeding, nor any other evacuations are of any service, but on the contrary are rather hurtful; except in a chance case, where the patient is of a plethoric constitution, as I once saw one who was so, and had been treated with very hot medicines, which had brought on some inflammatory symptoms, with pleuretic pains, and his blood was become sizzly by taking such hot inflaming medicines; but by bleeding him once, and the use of antiphlogistic medicines, with the musk and opium at proper intervals, the fever and inflammation were taken off, and the convulsions also, and the person soon recovered. But bleeding in this case, when from a puncture as this was, should be advised with great caution and judgment.

When the opisthotonos and tetany proceed from taking cold, as before-mentioned, the patient is usually seized with all the same symptoms, as when they arise from a puncture or wound, and they usually come on in the same manner, first a pain in the head with a stiffness in the jaws, which after some time become close locked together and immoveable, then spasmodic contractions with acute pain at the scrobiculum cordis, or where the diaphragm, mediastinum pleura, and peritoneum meet and unite, these gradually extend to the muscles of the neck, and the spine, and so produce the opisthotonos, and lastly to all the anterior as well as posterior muscles, and those of the whole body, and produce a perfect tetany, so that the locked jaw, the opisthotonos, and the tetany, may be said to be the same disease, only more or less extended, and the tetany may be esteemed only a greater and more universal extended degree of the former. But I must observe that when this disease proceeds from taking cold, it generally comes on sooner, viz. in three, four, or five days after taking cold, and sometimes sooner, even the next night or day; but when from a puncture or wound, it usually comes on after the tenth day, rarely sooner, sometimes not before the fourteenth day. And

though the symptoms are the same, and usually come on in the same manner in both cases; yet when it proceeds from taking cold, they not only come on sooner, but most commonly a small fever usually begins to appear about the third or fourth day after the locked jaw has appeared, and in some, increases and appears with some inflammatory symptoms in a few days more, which indicate and require bleeding; though their blood in this case is generally more florid, yet I never saw it covered with an inflammatory sily pellicle.(79)

The indications and intentions of cure are the same in this case as they are in the preceding, when from a puncture or wound; excepting the incision and what relates to the wound, which cannot be necessary nor used here; as also are the same methods and medicines, as the musk and opiates, fomenting and anointing the rigid and contracted parts, as, the præcordia, the articulation of the jaws, neck, and spina dorsi, four or five times a day, and the use of all the other before-mentioned medicines. But as this arises from catching cold suddenly, by which the perspiration is obstructed and diminished, and the quantity of the fluids is increased, whereby more or less of a fever is produced, which is most commonly attended with some inflammatory symptoms, which render it necessary to take some blood from the patient, more or less, accordingly as the symptoms indicate; and sometimes to give some antiphlogistic medicines, with the opiates and musk as before.

This method I found to be the most successful, and it generally answers our expectations, when taken in time, and these medicines are suitably given; but when they are too long deferred, it most commonly proves mortal, as well as the former: and when the patient does recover, the danger is usually over in six or eight days time; yet

(79) We see here a confirmation of the reason given in note 78, why the tetanus is attended with less danger when a portion of its violence is communicated to the blood vessels, than when it is confined exclusively to the muscles.

the stiffness of his neck and back generally continues for two or three weeks, and sometimes longer, before it goes entirely off.

The opisthotonos and tetany, which seize young children in this warm climate, arise from the same causes, which usually produce the insultus epilepticus, or convulsions, in them in England, viz. a retention of the meconium, or first excrement after the birth; or from a glutinous matter which is too often found in the intestines of young children, soon after the other is discharged; or from a cheesy matter from the coagulation of the milk by an acid in the stomach; or from hard excrements; or from something taken in by the mouth which is over acrid, or too hard to digest, which irritates their tender bowels, and so produce startings and convulsive spasms, with all the other symptoms which precede and accompany convulsions in young children in England; and shews how much more readily and easily the nerves are affected and irritated in that warm climate, and the tetany produced from a much less cause there, than it is in England, where it is but seldom seen: but these causes not being timely removed, their acrimony is increased, partly by the heat of the climate, and partly by the fever which they produce, which still renders them more acrid, and so increases the irritation of their bowels, that it first brings on startings, then convulsive spasms, and regular convulsion fits, which, if not soon removed, usually end in a perfect tetany, there, and is but seldom cured in such young children, when it arrives at that state: for when the child lays in this miserable, rigid, immoveable condition, upon moving its hands or feet in the most gentle manner, or softly touching any part of its body, or giving it the least motion, even feeling its pulse in the most gentle, tender manner, or the least noise, or even touching its clothes will bring on the convulsive spasms, and cause it to be strongly convulsed backwards, or drawn into a rigid straight line, strongly extended and immoveable like a statue, and will so remain immoveable out of either of those postures, for a considerable time, a minute or two; and when the disease is arrived at this

degree, I think it is never cured. But if the physician is called in time, before the tetany has seized the child, (which is too seldom the case there,) though he finds strong convulsive spasms have seized the child, or that it has had a convulsive fit or two, provided that the tetany is not come on, it may most commonly be relieved, and the coming of the tetany be prevented, and the life of the babe be saved; as I have more than once seen, by removing and carrying off the irritating cause, which stimulates and irritates their tender bowels, by such gentle evacuations as are suitable to their tender age; and then quieting and composing the irritation of their nerves with suitable anodynes, and correcting the remaining acrimony of the nutritious juices, in the primæ viæ.

To answer which intentions, I have found the following method, with variations pro re nata et pro ratione ætatis, as the cause is different, to answer the desired effect the best. As,

℞ seri lactis ℥ij. sapon. venet. ℥j. mannæ chalab. ℥ij. vel iij. ol. amigd. dul. ℥ss. fœniculi dul. gut. ij. bals. Peruv. gut. v. misce, fi. enema quam primum injicienda.

And if the symptoms of the approaching tetany will permit, I usually give something of the following nature to assist the operation of the clyster, and to carry off the acrimony the sooner: ℞ aq. sem. fœniculi ℥iij. magnes. albæ. ℥ss. ocul. cancr. præp. ℥j. syr. e cichor. cum rheo, rosar solut ana ℥iiij. misce. vel, ℞ aq. sem. fœniculi ℥iij. sapon. amigdal. ℥ss. magnes. albæ ℥ss. syr. e cichor. cum rheo, mannæ opt. ana ℥ij. ol. amigd. dul. ℥iij. misce, exhibe cochl. parv. vel duo pro ratione ætatis omni semihora, vel omni hora, donec respond. alvus.

Two or three stools being obtained by these, I generally give something of the following nature, in order to abate the convulsive twitchings, and prevent the tetany from coming on; ℞ aq. sem. fœniculi ℥iij. magnes. albæ ℥ss. ocul. cancr. præp. ℥j. moschi orient. gr. iij. spir. c. c. ver. gut. xv. syr. e mecon. ℥ss. misce, exhibe cochl. parv. (a child's spoonful dict.) ter quaterve de die, vel sæpius, urgent. convuls. vel spasm.

But if the symptoms shew that the tetany is more immediately coming on, so that we have not time to wait till the operation of the clyster and opening laxative be over, something of the following nature must be immediately given; or the tetany will come on, and most commonly proves fatal to such tender babes.

℞ aq. sem. fœniculi ℥iiij. moschi orient. gr. j. tinct. thebaic. gut. iiij. syr. e mecon. ℥ij. misce pro duobus dos. de quibus exhibe unam quam primum, et alter si convul. spasm. redeunt.

This may be thought a bold attempt, to give tinct. thebaica to such a tender young infant; but as we are but too certain that it will die if the tetany seize it, and that it will come on if this do not prevent it; and I have known a bold ignorant old midwife give four or five drops of that tincture to a very young infant without any prejudice, more than its dozing three or four hours, though not in this case, but in one much less violent; and we ought not to think it below us, to gather good from evil, or knowledge from the bold and ignorant, when we can, for the good of mankind in any case, as it is neither unbecoming a good man, or a philosopher.


The clyster may be given at the same time, and the opening laxative not long after it, though it may retard the operation of that, for some time, yet it operates soon after, and gives relief; after which the other medicines, and fomenting the body and anointing it, as before, may be used, if the physician finds it necessary; also a little of the laxative mixture may be given once or twice a day, if the above julep does not answer that intention of keeping the child's body open for a few days afterwards, which in this case I have generally found it necessary to observe.

These methods and medicines may be varied accordingly as the causes of the convulsions differ, and the other concomitant circumstances of the patient may require, as the attending physician sees it necessary; for neither the same method, nor same medicines, will answer in all cases, though the disease be the same, but they must be changed, as the causes differ, or the con-


stitution of the sick, or the time of the disease, or as some other circumstances may require; which is a thing of great importance, not only in this, but in the cure of most other diseases; wherefore I mention it here, chiefly to caution the practitioners in the West-Indies.

And when proper medicines are thus timely and judiciously given in this case, they seldom fail to carry off the irritating cause, and quiet and ease the nerves, and remove the convulsions and spasms, and consequently prevent the tetany's coming on, and the death of the patient.

But if calling in the physician be deferred till the tetany has already strongly seized the child, as is too often the case here, neither warm bathing, fomenting, nor these methods and medicines, nor any others whatever, as far as I have been able to observe, will remove it, or its causes, nor save the life of the little tender patient.



OF THE RABIES CANINA, OR MADNESS FROM
THE BITE OF MAD ANIMALS.



THOUGH this disease is neither new, nor endemical or epidemical to mankind; yet it is so frequently seen in most hot countries, and especially in the West-India islands, that it may be said to be endemial to the dog-kind, and their bite infectious to mankind; and as the method of treating it, which is intended to be communicated here, has hitherto been found to be always successful, I hope it will be a sufficient apology for my troubling the world with it here now, after so many learned authors in various nations, have written so learnedly upon it.

The great professor Bœrhaave has already treated so judiciously and learnedly on its theory, that I have nothing new to add to it. See his aphorisms, § 1128, &c. or his lectures on them, taken in short hand, and published by the learned baron Van Suieten. What I have to add here, chiefly relates to the prophylactic and therapeutic methods of cure.

The rabies canina, so called from the savage madness, which is caused by the bite of mad-dogs, hence also called canine madness; and from its most terrible symptom of dreading water, it is also called hydrophobia, and by some hygrophobia.

This disease, though indigenous in warm climates to the dog kind; always proceeds from a poisonous contagion taken into the blood of men, by the wounds made by the bite of some animal which was mad before. As of dogs, wolves, foxes, cats, apes, horses, asses, mules, oxen, sheep, swine, or fowls, which are mad; as also from men labouring under this disease, when they bite and wound those who attend upon them. But it appears from history, that dogs, foxes, and wolves, (which are all of the dog kind) are subject to this disease from immediate internal causes, without being bitten or infected by other animals; which most commonly arises from the long continued great heat of the climate, and great dryness of the country, a want of water, and being ill fed, or from their feeding upon putrid, fœtid maggoty meats, and sometimes from worms bred in the kidneys, intestines, and brains, or high up in the nostrils of those animals.*

And as great heats and dryness frequently continue long in these islands, and are sometimes attended with a scarcity of water, and that the dogs are often much starved and ill fed, and frequently get putrid and maggoty flesh of dead animals, it is no wonder that those poor creatures frequently run mad, and then bite other dogs, and other animals, as well as men, which soon after become mad also; and thus this dreadful disease is too often fatally propagated.(80)

* See Bonet. sepulcret. anatom. de rab. can. tom. i. lib. 1.

(80) From the enumeration of the causes of this canine disease, it appears to be nearly related to the jail fever in the human species. It is no objection to great heat, dryness and scarcity of water, or vitiated aliment, producing this fever in dogs, that they do not act uniformly. Cold, and miasmata are less uniform in their morbid effects upon the body, and yet who will deny their agency in the production of fevers?

Wherefore I shall here carefully describe the symptoms or signs, which generally seize those animals, especially the dogs, when they have been bitten, or are otherwise become mad, that their owners may take proper care of, or destroy them, before they bite and infect others, and so propagate the disease.

Not long after these animals, especially the dogs, have been bitten, by a mad dog, they first begin to look dull and sad, and endeavour to hide themselves, or seek a solitude in some dark or by place; seldom or never bark, yet will grumble and be angry with or fly at strangers, but yet know and will fawn upon their owners; they begin to refuse their meat and drink, or just slightly taste them; they droop and hang down their ears and tail, look very dull and sleepy, and often lay down; this is the first degree of the disease, and their bite now is dangerous, but not always infectious. Soon after this, they begin to breathe quick and heavily, then gape and shut out their tongue, and discharge much slaver and froth from their mouths, and looking as if half asleep they suddenly fly at the by-standers, then run forward, not in a straight but in a crooked line; these symptoms increase, and they begin not to know their owner; their eyes look exceeding dull and dusty, and much water runs from their eyes like tears; their tongue is of a lead colour, they grow weak and often fall down, then rise and attempt to fly at something, grow mad and furious: this is the second and last degree of the disease, which seldom continues above thirty hours before they die. Their bite, during the second state of the disease, is commonly said to be incurable, and the longer it has continued the more furious their madness; and the nearer they are to their death, the more dangerous and more fatal their bite is, and the sooner it produces its symptoms and direful effects.(81)

Scarce any poison known, is so infectious, or so easily and readily communicated by so many and various ways

(81) There can be no doubt of the saliva being more or less disposed to produce the disease, in proportion to its grade or stage in the diseased animal.

as this of a mad dog is; for the slightest bite, only tearing the skin, without drawing blood, or the smallest quantity of the slaver of the mad animal, either fresh, or dried for some time, taken upon the tongue or lips,* or rending a persons clothes and leaving the slaver on them to dry, has produced this disease; as a woman† had her coat torn by a mad dog, which she a considerable time after sewed up, and bit off the thread with her teeth, and sometime after died rabid from biting off that thread. Also a man only kissing his children to take his leave of them, when he had the rabies upon him, they all soon after died rabid.‡ Kissing a favourite dog that was mad, had the same effect; and a small wound received from a sword which had killed a mad dog a considerable long time before, has produced this most fatal disease.(82) Hence we see that we cannot be too cautious in avoiding this infectious poison; nor too careful in burning such infected or torn garments, or in carefully cleaning such knife, sword, or instruments as were used to kill such mad animals with; neither in using the utmost care to avoid getting any the least particle of such infectious saliva into or near our mouths, or on any excoriated or wounded part of our bodies, though ever so slight, and immediately to wash them in salt water and vinegar.

However, we do not find from any history, that this poison infects us through the skin;§ but it may be prudent to wash such a part with salt water and vinegar, to take all the slaver off.

* Celius Aurelian. de morb. acut. lib. iii.

† F. Hildanus Obs. Chirurg. cent. i.

‡ Palmarius de Morb. Contagios. p. 266. et Schenkii, Obs. Med. p. 848.

(82) More accurate observations prove that the disease cannot be communicated by the saliva unless it be conveyed into the system by means of a wound, or within the action of the lymphatics by the abrasion of the skin.

§ Paul. Æginet. lib. v. ch. 3. Ætius, Tetrabit. lib. vi. c. 24. Sauvages sur la rage, p. 5.

Neither do we know any poison or infection, which produces such terrible effects, in so short a space of time, as this has been known to do, and at other times to lay so long dormant or hid in the body, without any pain till it was brought into action, and then produced its most dreadful effects, as this poison is said to have done: for history informs us, that some have been seized with its dreadful symptoms in a very short time after they have been bitten,* others have continued well for twenty years,† and then were seized with them, and died hydrophobous; and others again have been seized with it at all the intermediate times between these.‡ Hence we see that this poison sometimes enters into action very speedily, and on the contrary that at other times it lies dormant many years, and then proves suddenly destructive, when it is once roused into action.

I shall first describe the symptoms of it, when it seizes men. A person in perfect health, being infected with this canine contagion, is sooner or later seized with the following symptoms, and in the following order. First, The part which was wounded, or where the contagious poison was first fixed or given, begins to be painful, then wandering pains gradually spread round it, and so to other parts of the body; a weariness, heaviness, and inaptitude to motion through all the muscles follow; their sleep is disturbed with frightful dreams, accompanied with great startings and convulsive spasms; great restlessness, and continual tossings of the body, sighing, sorrowfulness, and a desire of solitude; these symptoms usually attend the first beginning of the disease, and continue to the end of the first stage of it: blood being now taken from a vein, has all the signs of health in it.(83)

* Stalpert Vander Wiel Observ. Rarior. p. 413.

† Du Choicels de la rage.

‡ Schmid. in Miscel. Curios. Dec. 1. ann. 9. p. 119.

(83) This disease, like the tetanus, owes its danger and mortality, to its being confined to a single system, that is the nerves. It has occasionally yielded to medicine, where it has diffused itself to the blood vessels.

This state continues in some a longer, in others a shorter time, and then they enter upon the second stage of the disease, in which all the above symptoms are increased, with the addition of a violent oppression at the præcordia, a great difficulty of breathing, with sighing; great horror and dread of mind; which is increased upon the sight of water, or other liquors, or the face of a looking glass, as it resembles water, with great tremors: a loss of appetite, yet they generally can swallow soft, solid food or medicines; but touching any kind of liquids gives them intolerable anxiety, with great tremors and convulsions, and often throws them into raving madness: they vomit a glutinous, brownish, bilious matter, or a porracious bile; a fever, with great inward heat and thirst comes on, attended with continual watchings, and sometimes with a priapism; very disturbed and unusual rambling thoughts, and sometimes ravings; and thus continues and ends the second stage of the disease. But after this, all the above-mentioned symptoms are continually aggravated and increased, the tongue becomes dry and rough, and is often thrust out of the mouth; the voice becomes hoarse, and the thirst almost inexpressibly great, yet cannot drink any thing, because now on the sight of, or attempting to touch any liquor, they are strongly convulsed and thrown into a raving madness: a great quantity of frothy saliva is collected in their mouths, which they cannot swallow, but endeavour to spit out upon the by-standers, even against their inclinations when they are more sensible; with a desire of biting those they can come at, though often contrary to all the force of their will; (84) they rage and foam at their mouths;

(84) Unreasonable fears have been entertained of the disease being communicated by persons affected with it, biting their attendants. The disease is generated only in dogs, wolves, cats, foxes, and perhaps hogs. When communicated by them to the human species or to cattle, sheep and horses, there is not, the editor believes, a single instance of its having been communicated by them to any other animal, by biting or in any

their pulse sinks, and their breathing fails; cold clammy sweats come on; they are raving mad, yet have intervals in which they are rational and speak prudently, and are fearful of hurting others who are present. And thus most commonly, death with a suffocating breathing, and convulsions, puts an end to their then miserable life, within the fourth day from the first stage of the disease.

Having thus plainly described this disease, and its most remarkable symptoms, by which it may be certainly known, both when it seizes dogs, that they may be destroyed; and also when it seizes men, when they have the misfortune to be bitten by any mad animal, and are seized with it, so that it may be known to be this dreadful disease, and that they may apply to proper assistance, before it be too late.

I shall not enter any further into the theory of this disease, than is absolutely necessary to explain my reasons for proposing what I may hereafter recommend: as that is already done by a more able hand.* Neither shall I say any thing more relating to the nature of this subtle and deleterious poison, or its manner of acting, so as to produce its direful effects; as so many able physicians, both ancient Greeks and Arabians, and many learned moderns, have so learnedly and judiciously treated on this subject.† From which the diagnosis of this disease may be certainly known, though the prognosis of its consequences and effects are not so certainly known as we could wish them to be: since all the greatest professors of our art, have lamented, that even in its present improved state, it has scarce once furnished us with a certain pro-

other way. The milk of cows, and the flesh of hogs, have been eaten with safety a few days before they died of the disease.

* In profess. Bœrhaave's aphor. de cog. et cur. morb. and in his lectures published by the learned baron Van Swieten.

† Boerhaave in locis cit. Mead on poisons. Tulpius ob. med. Salius diversus, Stalpart Van der Wielen, Sauvages, philos. transact. memoir. de l'acad. des scienc. miscellan. curios. acta. physico-medic. Curiosor. &c. &c.

phylactic, or real preventive cure of those who have been bitten by a real mad animal; and affords us not one single instance of a cure, that can be certainly relied upon, after the dread of liquors has appeared and seized those patients! as the great Bœrhaave has judiciously observed; and adds, "It is much to be lamented, that after so many ages past have been thus deplorably sensible of the fruitless insufficiency in all their former known methods, they should still neglect the trial of new ones, different from those of their predecessors."*

To say any thing on those, or any other how much so-ever extolled nostrums, is unnecessary; unless we can introduce something that is new, and produce certain undeniable instances of their success, so as that they may become useful to mankind. I shall therefore, after describing the state in which the bodies of those who died of this disease, have been found upon dissection; and then relate the prophylactic method of cure, which I have used, and found to be successful, after the persons have been bitten by mad animals, but before the hydrophobia came on. And then say something on the therapeutic method of cure after those fatal symptoms are come on; and shall candidly relate such cases as were very remarkable, and have fallen under my own observation, with fidelity.

From dissecting bodies who died of this disease, † we are informed, that the organs of swallowing are usually in an inflamed state; that a viscid glue-like bilious matter is found in the stomach; the gall-bladder filled with black bile; the pericardium quite dry; the lungs incredibly stuffed up with blood; the heart filled with blood, which is often found almost dry; the arteries filled with blood; the veins almost empty; and their blood very liquid, and will not coagulate in the air, though it con-

* Bœrhaave's lectures on his aphorisms, by the baron Van Swieten, de rab. canin.

† Bœrhaav. aphorism. de cog. &c. bonet. sepulemet. anatom. I. lib. 1. &c.

creted but three days before when taken from a vein; all the muscles, viscera, brain, cerebellum, and the spinal marrow, are found much drier than usual.

From whence I beg leave to observe, that although an inflammation of the organs of swallowing usually, but not always, is found in such dead bodies; and that inspection into the fauces and throat, informs us, that an inflammation of those parts is never found in the beginning of the disease, and very seldom, even some time after the patient has been unable to swallow any liquids, and in some, not even at the last; so that it is not an inflammation and swelling of the parts that hinders their swallowing, but the convulsive spasms of those parts.

Hence we conclude, that though the first cause or bite may be in the remotest part of the body, yet the contagious poison, when it begins to act, and exerts its poisonous force, it chiefly affects the nerves of the gula, and the muscles employed in deglutition, which it so greatly irritates, when they are moved, as to cause violent spasms and convulsive contractions in them; from whence proceeds that impossibility of swallowing any liquids whatever: and both that glutinous matter in the stomach, and the great dryness in the blood, heart, and other parts above-mentioned, proceed principally from a want of a supply of liquids to dilute them, increased by the inward heat, and continual waste of the fluids, by saliva, urine, perspiration, and sweat: and the inflammation of the gula and the muscles serving for deglutition, which is found in some patients, but not in all, arises from the want of that supply of liquids, and dryness of the blood, and the frequent convulsive spasms of those parts: hence we must conclude, that this inflammation of those parts, is not the cause of their inability of swallowing, but is the effect of the above-mentioned causes, and the often repeated convulsive spasm of those parts.

As all the histories of this disease, give us so many dreadful accounts of its most fatal effects, we cannot be too careful and assiduous in using all prudent methods to prevent them, when any person has the misfortune to be infected with its poison; for I believe that no man who

has seen the dreadful issue of this disease, but would readily prefer a maiming, if not the loss of a limb, to save his body from so calamitous a death.

Wherefore, when any person has the misfortune to be bitten by a mad animal, if a surgeon or an apothecary be near, it is undoubtedly the safest and most prudent method, immediately to cut the bitten part clean out, (if it be in such a part of the body, that it can be safely done,) then apply a cupping-glass over that wound as soon as possible after, in order to suck out as much of the poison with the blood, as you possibly can; after which cauterize the bottom and all the sides of the wound with an actually cautery, and dress it with a proper digestive; then wash the wound every day with salt-water and vinegar, and keep it open with gentle escharotics for a considerable long time, that it may discharge as much of the poison as possible. But if the part bitten be such that it cannot be safely cut out, let it be gently scarified near the wound, then cupped and cauterized, and dressed, washed, and kept open as above, or cauterized without scarifying. (85)

Also great care should be taken that the garments of the person, if torn, or the least daubed with the slaver of the mad animal, be burned, and the rest of it be carefully clean washed: also that the straw, trash, or bedding, on which the negro laid, spit, or slavered, be burned; or the trash on which the mad animal laid, slavered, or on which it was killed, be carefully burned, and the place clean washed; and the sword or instrument with which it was killed, be carefully cleaned; for we have instances of cattle eating such straw sometime after on which the mad animal had laid, and dying mad soon after, by eating that straw.

(85) Cutting out the bitten part has generally prevented the disease. There is good reason to believe it will prevent it if performed at any time before the symptoms of the disease make their appearance. Where the knife has been objected to, frequent ablutions with water, also caustics applied to the wound, in a diluted state have been employed as preventives with success.

This being done, (or where all these operations have been neglected to be done) if the patient be of a plethoric constitution, and has lost little blood by cupping, I usually order some blood to be taken from them, and if their stomachs be foul, a vomit to be given (if not, it is not necessary,) that evening, and a musk bolus of the following nature after it when going to bed; with directions to encourage moderate sweating that night, by drinking small wine-whey warm after it.

℞ moschi orient. gr. xvi. cinnabar. nativ. levig. ʒss. vel ʒii. pil. saponac. gr. viij. camphorii gr. vi. bals. Peruv. q. s. misce, fi. bolus.

And the next morning I usually give an antiphlogistic purge, and in the evening after, I most commonly order the patient to bathe in the sea, (or if that is at too great a distance, in a cold bath, or a river,) and either plunge himself, or be plunged by the hands of another person, quite over head, and detained under the water some time; and to repeat that two or three times, then come out and be rubbed dry, and go into bed, and take the musk bolus as above, and drink half a pint of the infusion of rad. valerian. sylvest. cort. sassafræ, and as much warm small wine-whey as he pleases after that, and encourage moderate sweating all that night; and to repeat the bathing in the sea, and the musk bolus after it; as also the infusion and warm whey every night, for three or four nights more successively, with moderate sweating each night. And if the animal which bit them, was in its last state of madness, or was very rabid or raging when it bit them, I order them to repeat all the same, for six or seven nights more successively; and also to repeat all the same for three nights at the next full, and the next change of the moon following. For I have observed frequently, that several persons (though not all) who were bitten by mad animals, were more disordered, and were seized with a heaviness, dulness, and a love of solitude, at the full and change of the moon next following after their being bitten, though it went off, and they recovered by these methods and medicines, and they became perfectly well after.

I have also generally advised these patients to go into the sea or cold bath, the last morning after this bathing and sweating; then to rub themselves dry, and put on their clothes without sweating, and go about their business or pleasure, in order to prevent their taking cold, and bringing on a fever, which might be of bad consequence at this time.

I am sensible that this prophylactic method of cure differs considerably, in several respects, from that recommended by my much esteemed and learned master professor Bœrhaave; and also from that of several other learned physicians, who have all recommended bathing in the sea, but to be performed with such a bustling terrifying apparatus, as to excite a dread and fear of suffocation in the patient; and the repeating those immersions several times in order to increase that terror, though he both threatens and supplicates the performer to the contrary, as the Dutch sailors have been taught, and usually do. And both they* and that learned professor,† tell us, that it generally was so successful in effecting a cure, that it seldom failed; and I remember that he in his lectures on his aphorisms‡ usually gave us several histories of cases in which it was successful; but he also gave us some in which it did not succeed, and they died hydrophobous afterwards.

But they seem to ascribe too much to the terror and dread, which the patient is put into by such a frightful apparatus; nor can I conceive how exciting such a dread, can be of any service, or any way contribute to the cure in this case, where the dejection of their spirits, and great dread which always attends this disease, are already too great before, without the addition of such a frightful apparatus; unless it acts by causing them to sweat more copiously after it.

* Tulp. *Observ. Med.* L. 1. Cap. 20. p. 41. Stalpart Van der Wielen *Cent.* 1. Obs. 100, &c. Dekkers *Exercit. Pract.* p. 564.

† Ridley. *Observat. de Asthm. et Hydrophob.* Ob. 25.

‡ Vide Baron. Van Sweiten, in *Aphor. H.* Bœrhaavi, vol. iv.

But we can more rationally account for the producing a copious sweating after cold bathing, and its being of great service in this case: since we know that cold immersion braces up and gives a greater spring to the solids, and causes them to act with greater force on their contained fluids, and so increasing their momentum, which will not only attenuate them, but may contribute to comminute and break the morbid viscid poisonous matter also, (especially if they dilute plentifully, with such a saponaceous liquor as whey is, at the same time;) and all these causes thus jointly acting, may probably greatly contribute to cast the morbid matter out of the body by such copious warm sweats, as we frequently see are produced after cold bathing, especially when assisted by the above methods and medicines. And I believe that it is from these causes, thus acting, that cold immersions have been found to be of so much service in the prophylactic cure of this disease; and I apprehend that if those learned gentlemen had been with their patients when they bathed, and made their observations with greater accuracy, in respect to their sweating more or less after it, they would have found that those who had the most free continued warm, copious (not profuse) sweats, received the greatest benefit from it, and that those who did not so, received the least; because I think that I have found it so, at least in several cases, which have fallen under my own observation; some of which I shall now relate.

A gentlewoman's two sons, her housekeeper, and seven negroes, were all bitten by a mad dog, in one morning; a month after which the housekeeper died hydrophobous: this alarmed the family, and they sent for me the next day; her eldest son, eighteen years old, was of a sanguine healthful constitution; the younger had a weaker constitution; they were both bitten in their legs, though not very deep; but their wounds were both healed up and cicatrised two weeks before I saw them, and they were seemingly well. They did not tell me that the negroes were also bitten, nor did I know it till afterwards.

The eldest son being more plethoric, was bled, the younger was not, they were both purged the next morn-

ing; then bathed in the sea, being near it, and took the musk and cinnabar boluses, as above, (the younger had a little less quantity of them both, he being but thirteen years old) and encouraged moderate sweating, &c. as directed. And five of the seven negroes that were bitten by the same dog, had the same medicines given to them, as I had prescribed for the eldest son, they being men, and were treated in the same manner; and both her sons, and all these five negroes have continued to be very well, without having any symptom of this disease ever since which is now ten years ago.(86) But the poor hired negroes, neither had any medicines or any thing done for them, unless they bathed, and both died rabid, about two months after the housekeeper died.

Here three of the ten persons, who were all bitten by the same mad dog, near the same time, and had no assistance nor medicines given to them, all died rabid and hydrophobous; and all the seven persons who took the medicines and were treated as above, all remain free from any symptoms of this disease, and continue to enjoy health. This is an experiment which humanity would forbid any man to make; and if I had known the state of those two negroes, I would have procured them medicines at my own expense, but was not acquainted with their being bitten. However it serves to strongly prove, and greatly confirm the efficacy of this prophylactic method of cure.

Not long after this, a worthy lady of great merit had thirteen of her negroes bitten by a mad dog, who, by the best account that I could obtain, was in the last stage of his madness when he bit them. They were all treated in the before-mentioned method, with variations pro ratione ætatis, &c. of the musk and cinnabar, &c. and

(86) From the effects of depleting remedies in lessening the violence of the small-pox, and in preventing the yellow fever after the seeds of the disease are received into the body, there is good reason to believe the prophylactic method of preventing the disease, mentioned by our author, was attended with the success which he ascribes to it.

have all continued perfectly free from any symptoms of this disease, though it was several years since. And I could mention several more who had the misfortune to be bitten by mad dogs since, and by the same methods and medicines, have hitherto escaped entirely free from any appearance of this disease; neither have I ever yet seen any who pursued this method regularly, that have ever had any appearance of this disease afterwards; which induces me to recommend this method of prophylactic cure to others.

I must further observe, that in most of the above-mentioned patients, the wounds made by the mad dogs were healed up, and well, sometime before any applications were made; those few whose wounds were not healed up, had them washed twice a day with salt-water and vinegar, and then dressed with a common digestive till well. Neither did I make use of any mercury, either internally or externally, but the cinnabar, which is ore of mercury, though it has been strongly recommended by several learned physicians,* who have given us several accounts of its good success, but generally when it was used with other medicines at the same time. But the same learned authors also mention several cases, wherein mercury was used very liberally both internally and externally; yet it did not succeed but the patients died rabid after; so that it does not by any means merit the name of an infallible antidote.

Neither durst I wholly depend upon the assertion of the Chinese, though they say, that musk and cinnabar is an infallible remedy in this case. Their method of giving them is, moschi gr. xvj. cinnabar. factitii, nativiana ʒj. misce, fi. pulv. which they give in a little arrack, and if it does not cause the patient to sleep and sweat, in three hours time, they repeat the dose, which always procures sleep, and a copious sweat, as sir George Cobb, who first brought an account of this remedy from China, informed me, which was about the time that the great

* Desault Dissert. sur la rage. Sauvages diss. sur la rage. Philos. transactions.

Bœrhaave died, and it is probable that he had not heard of, as he has said nothing of it in this case; but the learned baron Van Swieten has added an account of its effects, to the lectures on the rabies canina of that great author, as also on mercury.

But the extraordinary effects, which I had many times seen from giving musk in convulsive cases, and particularly in violent hiccoughs, which are a convulsive spasm of the œsophagus; and this disease being attended with violent convulsive spasms of the superior parts of the œsophagus and the muscles serving for deglutition, were greater motives for my giving it, than the recommendations of the Chinese, because as much has been said of the efficacy of several other antidotes and nostrums. But I must add, that giving the musk has hitherto answered my wishes and expectations; and I cannot but ascribe much more to the virtues of the musk than to the cinnabar, though it may probably contribute something; but from what observations I have made, the musk seems to do much more by its subtle parts, both attenuating the circulating fluids, and the poisonous matter also, and so carrying it out of the body, by those copious warm sweats, which it usually produces, especially when it is assisted by increasing the vis vitæ and momentum of the fluids, by the previous cold bathing, just before they take it, and go into bed, to encourage that sweating; and by repeating it four or five nights successively; and as I have found this method so successful, I cannot but recommend it to others.

Having said thus much on the prophylactic method of cure, I shall now say something on the therapeutic, or the method of cure when the symptoms of the disease have already seized the patient; and the sooner the cure is attempted, after the first appearance of its symptoms, in the first stage, the better, and the more likely it is to prove successful, as the great Bœrhaave justly observes;*

‘ *Curatio verò morbi jam presentis videtur tentanda, max-*

* Bœrh. Aphoris. de Cog. et Cur. Morb. Aph. 1144.

imè in primo gradu; et in initio secund. (1138) impri-
 mis quum aliter funestissimo exitu neglectus plectatur.
 —1. Statim post prima signa invadentis mali (1138)
 morbus tractandus, ut summus inflammatorius, mittendo
 sanguinem ex lato vulnere magni vasis ad animi deli-
 quium usque,' &c.

But inasmuch as the hydrophobia arises first from the convulsive spasms of the gula and organs of swallowing, and not from an inflammation of those parts; neither is it any inflammation or swelling in them, that hinders them from drinking liquids, but the convulsive spasms of them, which being often and violently repeated, together with a want of a supply of diluting liquors, that produces an inflammation of those parts at the last; hence we discover that the inflammation is the effect, and not the cause of the hydrophobia. But as bleeding may prevent the inflammation's coming on, and abate those spasms, it may be necessary in a moderate degree; and when the disease is further advanced, it is necessary in a much larger quantity; and I have found it to be of very great service. But I think still that the principal part of the cure, depends upon the effect of the antispasmodics, especially the musk, and their attenuating the morbid matter, so as to fit it to be carried out of the body by free copious sweating, especially in the prophylactic cure, as also in the beginning of the second stage of the disease; which the following cases seem to confirm.

A young gentleman near eighteen years of age, was bitten by a mad tame fox, who was bitten by a mad dog some time before; the wound was four inches above his heel, and bled a little, but was healed up in two weeks time. But the next following new moon, he appeared to be very dull, heavy, and much dejected, but these went off in three or four days time; but the next full moon all these symptoms returned in a greater degree, joined with a strong desire of solitude; that night he did not sleep much, and that much disturbed; his father desired him to rise, which after some time he did, but put on his clothes, and hid himself in a dark place under the roof of the house, and said, he could not bear to see any company, and was not willing to see me when I came there, though well ac-

quainted with him, neither would he see any other company; I went to him, and told him that he was not well, and desired him to tell me how he was, and if the fox had not bit him; he said, yes; but there was nothing in that, the place was well two weeks since, and he well after that, but now he had an uneasy sensation and weight at his stomach and breast, was greatly dejected he knew not why, and desired to be alone; I then took him into a private room, and found that he had all or most of the symptoms of the first state of this disease, (though he was naturally of a cheerful disposition) and found that his disorder solely arose from the bite of the mad fox, who had made his escape. I ordered ℥xviij. of blood to be taken from him immediately, gave him a vomit in the evening, with which he drank green-tea plentifully, and the following sudorific bolus at bed-time, and warm wine-whey after it, and encouraged a warm breathing sweat all that night; for the extraordinary virtues of musk in this case, were not known in England at that time, nor till some years after.

℞ Mas. pil. saponac. gr. x. sal. succini vol. camphor. ana gr. viij. tartar. regenerat. theriac. androm. ana ℥j. ol. sassafræ gut. ij. bals. Peruv. q. s. misce, fi. bolus.

The next morning he took an antiphlogistic purge which purged him pretty briskly, and repeated the same bolus the night after it; he slept well and sweated freely both these nights, and was much better the next day; he went to Scarborough the day after, where he drank the cooling, nitrous, purging waters of that spaw every morning, and bathed in the sea every night for five or six nights, and then every other night for three weeks more, and went to bed after bathing and took the above bolus, and drank warm whey, and encouraged moderate sweating after it, and returned home perfectly well, and has continued so ever since, which is now above twenty-six years ago.

A young man about twenty years of age, was bitten by a mad dog, and neglected to do any thing for it, and was at the full moon following seized in the same manner as the gentleman above; these symptoms also went off after

three days, but returned the next full moon following, but considerably aggravated and increased: he then came to me; and finding his case to be near the same as the other gentleman's, except that the load and oppression at his stomach was less, and he had more pain in his head; I advised the same method as above, except the vomit, and repeated the purge two or three times; as he did not go to Scarborough, he went into a cold bath, and took a sudorific bolus, as above, and an infusion of valerian and sassafras after it; and encouraged a free perspiration, with moderate sweating after it, by drinking warm whey after them every night, for near two weeks, and was then well: I saw him some months after perfectly well, and have not seen or heard any thing from him since.

These two cases were taken at the first beginning of the symptoms, in the first stage of the disease, before any appearance of the hydrophobia came on; and by this attenuating sudorific method, it and its dreadful effects were prevented from ever coming on: but I must add, that I should now prefer giving the musk and cinnabar as above, from the many extraordinary effects which I have since seen them have.

Three years after this, I was called to a barber's wife above twenty miles from me, but being pre-engaged to go ten miles the contrary way; and the apothecary having described her case and constitution very well, I gave the following directions, as I could not see her in time. She had a pretty good constitution, though not robust and strong; and was bitten by a mad dog near three months before. She was seized with the first symptoms of this disease, four or five days before they sent to me, which increased, and the hydrophobia with the other symptoms of the rabies came on, the day before they sent for me; she could neither drink, nor bear the sight of any liquors for some hours before the messenger set out on the journey; and the rabies was so great, that the attendants had bound her hands and feet to the four posts of the bed on which she laid; so that the hydrophobia had been upon her above thirty hours, before the following medicines were administered.

I ordered her to be bled *fere ad deliquium animi*, and added to bleed her as long as they could, not to let her die away; then two hours after, to plunge her into a large tub of cold water, and to immerge her quite over head two or three times, and to detain her under the water each time, as long as they could, not to drown her; then to take her out and rub her dry, and put her into bed, and give her the following soft sudorific bolus, without offering her any liquids with it, or for two hours after it; which she took and swallowed with a little difficulty; for they can often swallow a soft solid substance as food, when they can neither bear to see, or take any liquids.

℞ theriac. androm. ℥ss. pil. saponac. sal. succini vol. ana ℥ss. camphorii pulv. gr. viij. ol. menthæ gut. i. syr. e mecon. q. s. misce, fi. bolus molli, ut supra sumend.

And three hours after that, or sooner, if the opiate began to affect her, so that she could bear the sight of any liquids, to give her a draught of an infusion of rad. valeriani, cort. sassafræ, with sal. nitri, sal. diuretic. sweetened with a little sugar, and as much warm small wine-whey after that, as often as she would drink; which she now took and drank with tolerable ease: and in two hours time after the first draught, viz. about four or five hours after the bathing, having sweated most of that time, she fell asleep, and slept four hours, and sweated freely all that time, then awaked very sensible and calm; and as she now could drink liquids with ease, she took a draught of the above infusion every three hours, and drank off the warm whey very plentifully, and continued the warm breathing sweat forty-eight hours, as I had ordered, and repeated the bolus three times in that time. An antiphlogistic cathartic was given her the morning following, which purged her well, and she continued to dilute plentifully with whey, and repeated the bolus that night after the operation of the purge; she slept very well that night and appeared to be very well the next day, only she was weak and low from such large evacuations; but that was soon relieved, and her strength restored by a suitable cooling, diluting, and nutritious

diet, which she took and perfectly recovered: and I saw her about seven years after that, in perfect health.

The first steps towards this cure were made by the large bleeding(87) and giving the opiate, which greatly contributed to take off the convulsive spasms, and so enabled the patient to drink diluting liquids copiously, whereby the almost dried circulating fluids, were diluted and attenuated; and this being seconded by cold immersion, by which the momentum of the fluids must be increased and attenuated; which being assisted by the volatile, attenuating, saponaceous medicine, and diluting plentifully with such a saponaceous liquor as whey is known to be, must jointly contribute not only to attenuate the circulating fluids, but the morbid poisonous matter also, and so carry it out of the body by the long continued, free, warm sweating, as was above advised. At least these were my reasons for directing this method of cure, to which what the great Bœrhaave has said concerning bleeding largely, and cold bathing in this case was not the least motive to it: this however seems to be the most rational way of accounting for their effecting this extraordinary cure in so short a time.

The extraordinary effects of musk when given in large doses, in this and some other convulsive spasms, were not then known in England; and as I have always found the above prophylactic method of cure so successful, that I have not had an opportunity of seeing any one hydrophobous since the above patient; otherwise I should have given the musk with the opium, sal. succini & camphor. instead of the theriaca, because I think it is a much preferable, and every way a better medicine in this case.

And as musk is found by experience, to be so effectual a remedy, in the prophylactic cure of this disease; have

(87) There can be no doubt of the efficacy of copious bleeding for the cure of this disease, where it is accompanied with great activity or tension in the blood vessels. In their reverse state, stimulants have been used with advantage.

we not just reasons to hope for its being equally as successful a remedy in the therapeutic cure, if taken in proper time? especially as it is now known to be a more powerful antispasmodic medicine, than the above, or any other medicines that we know, opium only excepted; and as powerful an attenuator and sudorific as them if not more so; does it not promise to be as successful in the latter, as it is known to be in the former? And if we add musk to the opium as above, after bleeding largely, and cold bathing may we not hope that it may prove to be the antidote against this singular poison, which the great Bœrhaave (and all good men have) wished for, when he says, Aphoris. 1146: "Nec desperandum tamen, ob exempla jam in aliis venenis constantia, de inveniendò hujus singularis veneni antidoto singulari."



OF CHRONICAL DISEASES.



HAVING treated on such acute diseases in the preceding part, as are either peculiar to, or endemial in the West-India islands, and such countries as are situated within the torrid zone, and are not so frequently seen in most parts of Europe; I shall here speak of such chronical diseases as are either indigenous or endemial, in the same warm countries, and are unknown and never seen but in the hot climates, except when they are carried by the sick into the colder countries.

And I shall begin with the description of a disease, which I think I may safely say is new, and has never yet been described by any author, neither ancient nor modern, not even by any of the Arabian physicians; most of whom lived and practised in the hot countries of Persia, Syria, Arabia, and Egypt; but of late years is become endemial and frequent in Barbadoes, and the other West-India islands.

From the best accounts that I can obtain, this malady has been some chance time seen in this island, near these thirty years, though but very seldom; and after I came there

in 1747, I did but see one person who had it, in the first four years of my residing there; and three more in the next three years: but within the four last years past, it is become so frequent, that I have seen some scores of patients labouring under it, yet it seems not to be in the least infectious or contagious.

The patient who labours under this disease, usually first complains of an uneasy sensation, or slight burning heat about the cardia, or upper mouth of the stomach; which comes slowly on, and gradually increases, and rises up the oesophagus into the mouth, without any fever, or the least feverish heat, or much pain attending it; most commonly without any observable intemperance or irregularity in living, or without any surfeit, taking cold, or any sort of fever or other disorder, which it can be attributed to, preceding it, or any manifest or immediate cause, to which it can be ascribed.

Soon after this burning heat, little small pustulæ, or pimples, filled with a clear acrid lymph, no bigger than a pins head begin to rise; generally first on the end and sides of the tongue, which gradually increase in number, not in magnitude, and slowly spread under the tongue, and sometimes to the palate and roof of the mouth, and the inside of the lips; and soon after the thin skin which covers those pustulæ, slips off, and the tongue looks red and a little inflamed, though not swelled, yet is almost raw like a piece of raw flesh, and is so tender and sore, that the patient can eat no food but what is soft and smooth, nor drink any thing that is vinous, spirituous, or the least pungent, without acute pain; so that some suffer much from the want of proper food. In some a ptyalisme comes on, and continues a long time, which is so far from being of any service, or giving any relief to the patient, that on the contrary it drains and exhausts the fluids of the body, and greatly wastes and sinks them.

In this state they continue several days, or weeks, and sometimes for months, sometimes a little better, then worse again; and after a considerable time, sometimes longer, and sometimes shorter, the pustulæ will disappear and the mouth grow well, without any medicines or ap-

plications, or any manifest cause, and continue so for several days or weeks; but soon after this, the patient finds a burning heat in the oesophagus and stomach, attended with ructuses and sometimes vomitings, by which a clear acrid lymph, or waterish phlegm, which is very hot, and most commonly very acid, is brought up; though in some few it is not so acid: this generally continues but a little time before a diarrhœa comes on, and continues a longer or shorter time in different patients, and sometimes for a longer or shorter time in the same person, and in some it continues for many weeks; and in all it greatly wastes their flesh and strength, and sinks their spirits very much. The diarrhœa after continuing a longer or shorter time, sometimes stops without taking any medicines, or doing any thing to stay it, and the patient thinks himself better for a short time, and sometimes for a longer time; but in general the acrid humor soon returns to the mouth again, with all the same symptoms, but somewhat increased or aggravated; and after some stay there, it removes from thence to the stomach and bowels again; and thus a metastasis of the humor from the mouth to the bowels, and vice versa, is frequently, and sometimes suddenly made, without any manifest or perceptible cause. Some chance time, though but seldom, after the disease has continued a long time, it affects all the primæ viæ from the lips to the anus at the same time, and excoriates the last; and I have observed in one or two cases, where the pustulæ appeared about the genital parts, as we sometimes find the apthæ do, as Hippocrates observes;* and in one or two cases I observed it to break out like an impetigo, about the mouth.

The patients are all along without any fever or feverish heat, and their pulse is all this time rather smaller, lower, slower, and more languid than it was when they were in full health; and their body and countenance rather paler and somewhat colder, especially in the extreme parts, than when they were well: no thirst, except what the di-

* Hippoc. de natur. muliebr. C. 61. Epidem. lib. 3, &c.

arrhœa causes, when it continues long, and that generally moderate. The patient's skin is generally dry, all the time of the disease, and he perspires very little.(88)

The frequent metastases which this acrid humor makes from the mouth to the stomach and bowels, and from those to the mouth again, greatly emaciate, weaken and consume the patient. For when it is in the mouth, both it and the tongue are so excoriated, raw, tender and sore, that they can take no nourishment, but such as is very soft, smooth and mild, and in a liquid form, without giving them exquisite pain: and when it is in the stomach, it gives a painful burning sensation, and a frequent gulping up, or vomiting a little clear, acrid, acid liquor, and their food also; so that the stomach can retain and digest nothing but what is very soft, smooth and light, and sometimes not even that. And when the humor falls upon the intestines, it produces a diarrhœa with a sense of heat, and sometimes a griping, (though the last not often) and sometimes with hot stools and a tenesmus; so that most of the nutritious juices run off that way, which greatly wastes and sinks the patient. These circumstances continuing, and the disease frequently changing from place to place, almost continually deprives the sick of their proper nourishment, whence a true atrophy is produced, which at the last, either sinks the patient, or brings on a marasmus, which soon ends in death.

This is a true, and I think an exact description of this disease, and its symptoms, which too often seizes several of the inhabitants of Barbadoes, and I believe of the other West-India islands also, and has been too often fatal to several of them.

The nature, symptoms, and appearance of this disease, are considerably different from those of the true aphthæ,

(88) This disease is dangerous in proportion as it is limited to the intestinal canal. It is rarely idiopathic among adults in the United States, but it frequently occurs as a fatal symptom in the last stage of dyspepsia and pulmonary consumption.

either of the ancients or moderns. The true aphthæ generally are either attended with a fever, or immediately follow a putrid fever, an irregular intermitting fever, a dysentery, a diarrhœa febrilis, or some other fever: this comes on gradually, slowly, and almost imperceptibly, and always without any fever, either preceding or accompanying it. The aphthæ are much larger pustules, and either suppurate and fill with a concocted matter and form little ulcusculæ, or turn black and gangrenesce: these are much smaller, and fill with a clear acrid lymph, or ichor, and then excoriate the parts; but rarely or never fill with matter, except here and there a chance pustulæ when the disease has continued long; but never form ulcusculæ, nor gangrenesce. These usually seize people advanced in years, rarely youths, and never children: the aphthæ most frequently seize children, rarely youths, and sometimes people in years, but most commonly either with, or immediately after they had a fever:* this is never with a fever, but on the contrary, they generally have a small, low, and languid pulse, and are usually colder than in health. The aphthæ are but of a short duration, and is an acute disease, and usually either kills the patient, or they recover in two or three weeks time, or less; but this disease continues with short intervals of being a little better, then worse again, for several years, before it puts an end to life. I am informed that it has continued for

* The great profess. Børhaave says, that he saw two women with small ulcers in their mouths or lips like the aphthæ without a fever; but he relates this as an uncommon case. Was it not this disease? And Ketelaex says, that he has seen the aphthæ in some without a fever. Were they not scorbutic ulcusculæ as it was in Zealand? De Aphis, p. 26.

And the learned baron Van Swieten says, that the aphthæ are rarely or never seen in hot countries. But he must have been wrong informed, for I have frequently seen them, especially in children, and also in several ancient people in Barbadoes, which is in the torrid zone, lat. 13; though they probably may not be so frequent there, as they may be in Zealand; but I never yet saw it, but with a fever, or immediately after a fever.

eight or nine years in some patients before it was fatal; though it has been so to some others in less than a year, when they had lived too freely, or did not seek for proper assistance.

It also differs considerably, and in many respects, from an erysipelas, or an erysipelatoides; and also a little in some respects from an impetigo, though it is in some respects most like that, and if it was external would probably produce scaly scabs on the skin after the pustulæ broke, as I once saw it about the mouth.

As it is a new disease, we must give it some name; shall we call it an aphthoides chronica, or an impetigo primarum viarum? or what? But I will not dispute with any about its name, as that is only a dispute about words; and if any person will give it a better name, I will readily agree with him, and thank him also.

As this disease comes on so slowly, and increases gradually and almost imperceptibly, and continues with little or no pain, except the soreness of the mouth, and sometimes a little griping in the bowels, it is too often neglected, or trifled with, till it is far advanced; and even then, it is sometimes difficult to convince the patients that they are in any danger from it, or to prevail on them to take such medicines as are necessary; so that it is too often neglected so long, that it is not in the power of medicines, or art, to save their lives.

Divers means, and various methods have been tried to cure this too often fatal disease, in this unlearned part of the world; but as they were generally immethodical, and without success, I shall not mention any of them here.

As I could not meet with any description, or the least mention of this disease, in any of the ancient Greek or Arabian physician's works that are come to our hands, nor yet in any modern author; I was obliged to get the best knowledge of it that I could, by carefully observing its symptoms, and examining what functions of life were either impaired, irregularly performed, or obstructed; and from thence endeavour to discover the nature, cause, and diathesis of the disease; and from thence to deduce

the intentions of cure, and form the most rational methods of practice, to answer those intentions of cure, that I could by observation, inductive reasoning, and analogy; and again to improve that by observation and experience: which method I shall now communicate, and leave to others to improve, or find a better if they can.

As this distemper generally comes imperceptibly on, and often without any apparent manifest cause, it is difficult to discover what its true procatartic cause is. But as it appears from the nature, symptoms, and diathesis of this disease, that whatever will diminish the strength of the *vis vitæ*, and lessen the momentum of the circulating fluids, and at the same time diminish or obstruct the quantity of matter which ought to be carried off by insensible perspiration and sweat, may be the procatartic cause of this disease; and these causes may be various and many; as too great a delicacy and natural weakness, or too great a relaxation of the solids; taking cold, using wet linen, damp sheets, or too suddenly stopping or obstructing the perspiration, in such a weak relaxed constitution; too often and over freely drinking vinous or spirituous liquors; too great anxiety, distress, or concern of mind, grief, &c. And several other things and circumstances, which are known to relax the solids, and diminish the insensible perspiration at the same time.

It appears then from the small, low, weak pulse, and the languid motion of the circulating fluids, and no fever, but a coldness and dryness of the skin, especially of the extreme parts of the body, that there is a great relaxation of the solids, and consequently a great diminution of the *vis vitæ* and momentum of the fluids; the coldness, dryness, and roughness of the patient's skin, which usually attends this disease, shews an obstruction, and great want of perspiration and sweat, which in this warm climate generally are, and should be considerably great in a state of health. And the excoriation and soreness of the mouth, tongue, gula, stomach, and intestines, plainly demonstrate, that an acrid lymph, or sharp humor is turned upon those parts, and produces those effects. From whence it appears that a relaxed state of the

solids, a diminished momentum of the fluids, an obstructed perspiration, and an acrimony of the humors arising from thence, and increased by the heat of the climate, are the immediate concurring causes of this disease. For it is well known, that the perspirable matter, or any other excreted fluid being obstructed and returned upon any other excretory vessels, soon becomes acrid, and that it must still be rendered much more sharp, by retention and heat of the climate.

These being the causes of this disease; we must take our intentions of cure from them, and they evidently appear to be these.

First, to cleanse the primæ viæ, and open the perspiratory pores, and restore a free perspiration and sweating.

Secondly, to correct and carry off the acrimony of the humors.

Thirdly, to stay the purging, and strengthen the tone of the stomach and intestines, and assist nature to expel the humors from the internal parts, to the surface of the body, that they may be properly carried off their natural way, by perspiration and sweat.

And lastly, to strengthen the relaxed solids, and increase the momentum of the fluids, and thereby contribute to restore and continue a free perspiration, and establish health.

As the humors are thus turned upon the primæ viæ, by the above-mentioned causes, and have had their afflux that way for a considerable time, as is commonly the case, the stomach and bowels are generally loaded with phlegm, and are foul; wherefore an emetic is first necessary, both to carry that off and cleanse them, and render the other medicines more effectual, as also to encourage perspiration: and here the rad. ipecacuanha pulv. is undoubtedly the best; and a dose of torrified rhubarb with an opiate and diaphoretic after it, is also a necessary. And if the diarrhœa has continued some time; I have always found it necessary to give a small dose of the ipecacuanha pulv. gr. ij. vel gr. iij. about five o'clock in the evening, and a diaphoretic opiate after it has operated once or

twice, at going to bed, for six, eight, or ten evenings, as the diarrhœa has continued a longer or a shorter time before we begin. But if it be recent, and has not continued so long, a less number of doses of the ipecacuanha, viz. five or six, may be sufficient, before the alteratives, and corroborating diaphoretics are given to answer the second and third intentions of cure: for which I have found the following the most successful, and therefore shall add the prescription, which the physician may alter as he sees it necessary pro re nata.

℞ sulph. antimonii precipitat. ℥v. mercurii calcinat. subtilis. levigat. ℥j. gum. guajac. pulv. extr. gentianæ ana ℥j. camphorii ℥ij. extract. thebaïc. gr. x. bals. guajacin. q. s. misce, fi. pil. lx. de quibus capiat æger tres omni nocte hora decubit. insuper bib. infusionis sequentis ℥ij. vel ℥iij.

℞ rad. serpent. virg. cort. sassafræ granator. ana ℥j. cinnamoni ℥ij. sal. absinth. ℥j. misce, et infund. in vase clauso, in aq. bull. ℥ijss. per hor. octo, et cola ℥ij. colaturæ adde vini crocei ℥j. spir. mindereri ℥iij. misce, sumat ut supra, capiat etiam ℥ij. omni mane.

Sometimes I have added vini antimon. gut. xx. vel xxx. to each dose of the infusion; and during the time that the patient takes these medicines, I order his body to be well rubbed half an hour nights and mornings, with a flesh-brush, or a coarse, warm, dry flannel cloth, in order to encourage a free perspiration; and use moderate exercise on horseback, or in a chaise if weak, to increase the momentum of their fluids, and invigorate their solids. Let them also carefully avoid exposing themselves too suddenly to a cool air, or the damp, moist air of the night, or to damp linen.

If the acid humor affects the stomach with a burning heat and pain, and sour belchings, as it often does in this case, giving magnesia alba ℥j. in a draught of milk and water sweetened with a little sugar, in the morning, corrects the acidity, and carries it off by a gentle motion or two; and this may be repeated every third or fourth morning, as the acidity returns.

The corroborating diaphoretic medicines, and this method, should be continued constantly, till you find that the momentum of the circulating fluids is sufficiently invigorated, and the patient has acquired a constant, regular, equal warmth, without its being forced by exercise, &c. And in order to obtain this desired end, it is generally necessary to add a proper chalybeat, as *vinum chalybeat*, &c. and a little *cortex Peruv.* to the before-mentioned warming and corroborating medicines towards the latter end of the cure, and to continue the use of them, till they have recovered their flesh, colours and strength, and are perfectly recovered; otherwise they are subject to relapse, and the disease return again.

But if the disease has continued a long time before the physician is called, as is too frequently the case here, so that the patient is much emaciated, and the diarrhœa has made frequent returns, and has continued long, and reduced the sick low, it will be absolutely necessary to repeat the small doses of the *ipecacuanha*, and the diaphoretic opiate, several times, at any time of the disease, especially when the diarrhœa returns, and strong corroborating sudorifics must be constantly given after, till the diarrhœa is effectually stayed; and if this is not effected, a free perspiration cannot be restored, and continued, and without both, the patient cannot perfectly recover. And as solid medicines are often retained longer in the stomach and intestines, than liquids usually are, we often find that they will answer where the liquid will not; wherefore when the disease has proved very obstinate, as the diarrhœa too often does in this case, after giving ten or twelve small doses of the *ipecacuanha* as before, I have found the following composition to answer best.

℞ Electar. e scordio ℥j. theriac. androm. ℥ss. terræ japon. cort. granator. pulv. ana ℥ij. cinnamomi pulv. ℥j. sulph. antimonii præcipit. ℥ij. syr. e mecon. q. s. misce, fi. electar. cujus capiat æger q. nuc. mosc. major. omni mane et hora decubitura, sæpiusve urgente diarrhœa, superbibendo decoctionis sequent. ℥ij.

℞ Cort. granator. rad. serpent. virg. ana ℥i. cort. cinnam. ℥ij. misce, coq. in aq. pur. ℔ij. ad ℔iss. et sub finem

coctionis adde elect. e scordio ℥i. coq. parum et cola, colaturæ adde aq. cinnamomi, tinct. terræ japon. ana ℥i. syr. e mecon. ℥ss. misce, fi. decoct. ut supra sumend. capiat etiam cochl. quatuor post singul. alvi deject. liquidam.

The frictions and exercise of riding should be continued at the same time, and the other precautions observed.

But if notwithstanding the use of all these methods and medicines, the diarrhœa proves obstinate, and returns, as it sometimes happens; for I know no disease that is more obstinate, more subject to return, or more difficult to be cured, than this sometimes proves to be: therefore when this is the case, and these methods do not succeed, only for a time whilst they take the medicines, and the diarrhœa continues to return, and the patient's skin is still dry, so that he cannot be brought to perspire freely as he should do; warm bathing, in some of the natural warm baths, and corroborating diaphoretics at the same time, promise the best success. But it may be objected that warm bathing relaxes the solids, which are already too much relaxed before by the disease; but seeing that if a free perspiration cannot be restored, the distemper cannot be effectually cured, though they may seem to be better for some time, yet it will often return again; though I have known many that have recovered perfectly without warm bathing, yet I have met with some who I apprehended could not, and found it to be so afterwards: for as I met with some patients whose situations were such, that they could not go to any of the natural warm baths; and as we had not any in the island of Barbadoes, I ordered an artificial warm bath to be made of common sal. martis (called green copperas) sulphur vivum, and warm water, made as warm as the warm baths at Bath are, and added some aromatics, in which the patients bathed, and were well rubbed whilst in the bath; but I found that it did not answer in several respects, so well as the natural warm baths did, therefore if the patients can conveniently go to them, they are preferable; as they do not relax the vessels of the body in general, (though they may relax those on or near to the surface of it, during the time they are in the bath,) so much as the artificial baths do, though they are made but

equally as warm; neither are those who bathe in the natural baths, so subject to take cold after bathing, as those who bathe in the artificial baths are, as I have several times observed; and it must be granted that the natural warm sulphurous baths, as those of Bath, Aix la Chapelle, Barage, Aix in Provence, and those in Portugal; and it is very probable that the warm baths in Jamaica, Nevis, and Carolina, if they were properly examined by fit experiments, would be found to be of the same nature, and probably equally as good as the above-mentioned baths are; all these natural baths, greatly exceed all the artificial warm baths that we can make: for whenever nature acts the chemist, she far exceeds the greatest artist, and the ablest chemist.

Besides this, those who go to those natural warm baths, have the advantage of drinking their waters daily, during the time of bathing, whereby the acrid saline humors may be attenuated, diluted, dissolved, and at least some of them carried off by sweat and urine: and what is still of greater importance, by drinking those waters, their solids will be somewhat braced, and the circulation of their fluids increased, and consequently a freer perspiration obtained, and continued. And though warm bathing may be objected to, as it relaxes the solids for a time, yet as it contributes to cleanse the obstructed mouths of the perspiratory pores and sudorific ducts, and gently relaxes the coats of those obstructed vessels on the surface of the body, whilst the heat of the bath increases the momentum of the circulating fluids, at the same time; they must by thus jointly acting together, more effectually remove the obstructing cause, and carry it out of the small obstructed vessels. Since relaxing the coats of those small vessels will have the same effect as increasing their diameters; and the momentum of the blood being increased by the heat of the bath, at the same time, must render it the most effectual method to remove such obstructions: and nature may be assisted in this work, by giving a deobstruent, diaphoretic draught, half an hour before the patient goes into the bath. I have found the following to answer this end the best; but it may be altered *pro re nata*.

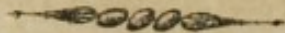
℞ Rad. serpent. virg. ʒss. vel ʒi. theriac. androm. ʒss. misce et infund. in aq. pur. bull. q. s. ut col. ʒiss. colaturæ adde sal. diuretic. ʒi. spir. mindereri ʒij. vini crocei ʒij. syr. crocei ʒij. misce, fi. haust. ut supra sumend.

Also rubbing the patient's body very well, both when he is in, and after he comes out of the bath; and then going into a warm bed, and encouraging a free perspiration, and moderate sweating, by drinking warm Bath-water, will contribute much to the same purpose: and the corroborating diaphoretic medicines before advised, may be continued with the Bath-waters, during the intervals between the times of going into the bath, in order to brace up and strengthen the internal relaxed weak vessels, and increase the momentum of the fluids, and enable nature to cast out the humors from the internal parts, to the surface of the body, that they may be carried off by perspiration in their natural way. And though warm bathing may a little relax the vessels on and near to the surface of the body, yet it does not affect the larger internal vessels, which are not exposed to it, so much as is sometimes apprehended, as I have often observed; but going into the baths with too great a plethora, or fulness of the vessels, has undoubtedly done much hurt, and has brought bathing into some discredit, and caused it to be much less used than it was formerly.


These remarks on bathing and its effects, especially in this disease, are not only plausible in theory, but I have found them to be true in fact; for I advised several patients who laboured under this disease to come to Bath in Somersetshire, and to drink those waters, but they were not permitted to bathe in the waters as I advised, though they drank them a considerable and sufficient time, and no doubt took proper medicines with them, yet they returned full as bad, and some of them worse than when they went; wherefore I gave the next patient that came to the bath, full directions both to drink the waters and bathe in them, though he was more reduced and brought lower and weaker, than any of the others were, before he came: he accordingly, drank the waters five or six weeks, and bathed twelve

times in the bath, and took the before-mentioned corroborating diaphoretic medicines with them, after taking an emetic and a dose of rhubarb, and returned to the island perfectly recovered, and grown strong, fat, and jolly: and I could mention some others who have come thither since with the same disease, and have used the same methods, and received the same advantage. As this is a new disease, which I think has not been described before by any author, nor probably been seen before in this country; I mention this, that my brethren the physicians of Bath may advise such patients as labour under this disease, and come thither to bathe, as well as to drink the waters, if they think fit: *sed verbum sat sapienti.*

As to the use of gargarisms in this case, they are but of little service, except such as are healing, when the mouth is very sore, as they only serve to repel the humors from thence to the stomach and bowels, and to which they are but too often translated, without any topical applications; where they produce a diarrhœa, which is more difficult to be cured; when the strongest restringents without diaphoretics, will, at the best, only stop it for a little time, and it will either upon taking a little cold, or the least irregular accident, return again; wherefore I have found it necessary to advise the patients, especially when they did not come to Bath, and bathe, to use the restringent diaphoretic medicines, at least once or twice a day, for some time after the diarrhœa is totally stayed; in order to strengthen the tone of the stomach and bowels, as well to invigorate the momentum of the circulating fluids, and restore and establish a free perspiration; for which purposes I have frequently, towards the latter end of the cure, added some chalybeat, in order to obtain those desired effects; for without strengthening the solids, and restoring a brisker circulation of the fluids, and a free perspiration, I cannot say that I ever yet have known any one perfectly recovered; though by these being restored, I have known many restored to health.



OF THE NYCTALOPIA OR NIGHT-BLINDNESS.



THE nyctalopia is a disease which is so frequently seen among the negroes in this warm part of the globe, and as I am informed in Africa also, that it may be justly deemed an indigenous or endemial disease in the torrid zone; though it is but very seldom seen in England, or in the other parts of Europe.

The great Hippocrates, and must of the other Greek physicians as also the Arabians, have described this disease very well; though their commentators and interpreters* seem to have made some mistake and confounded it with the hemeralopes, which probably arose from their having seldom or never seen it in Europe: but Galen, the best interpreter of some difficult passages in Hippocrates, calls it *Νυκταλωπες*, † nyctalopes a night blindness; and

* Fæsius in œconom. Hippocrat.

† Galenus in œconom. Hippocr. p. 264.

Ætius,* who lived at Amida in Mesopotamia, now a part of Persia, a hotter country than Greece, probably might see it oftener, describes it clearly, and the *ἡμεραλωπτες*, hemeralopea or day-blindness also, i. e. those who cannot see in the day time, but see well by night; likewise both Paulus Ægineta† and Actuarius‡ describe it well. Among the Latins Pliny§ also mentions it, and the elegant Celsus calls it *imbecillitas oculorum*|| ex quo quidem interdum satis, noctu nihil cernunt, they see well by day, but in the night nothing, or are blind.(89)

This is a disease which is now frequently seen among the negroes in the West-India islands, and I have seen many; and an ingenious apothecary there, told me that he had known six, eight, ten, or twelve negroes seized with it in some estates, when the night came on, so that the other negroes who could see well were obliged to lead them home, though they could see well in the day-time to do any work, so long as the sun was above the horizon; but as soon as the sun was gone down, their sight began to grow dim; and as the darkness of the night approached, that dimness increased, and they became perfectly dark and blind; and that blindness continued till the morning, that the sun began to rise, with which their sight returned also, and continued till night, when they became blind again; and thus they continue to be blind in the nights, and to see in the days, for a long time, if not relieved by proper remedies: sometimes some of them will recover their sight for several nights, and then lose it again, and that for several times.

I could not observe that the variations of the weather had any influence or effect on this disease, either in pro-

* Ætius Tetrabill. ii. serm. 2. cap. 46.

† Paul. Ægineta, lib. iii. cap. 22.

‡ Actuarius meth. med. lib. ii. cap. 7.

§ Pliny hist. nat. viii. cap. 50.

|| Celsus, lib. vi. cap. 6.

(89) This disease of the eyes is well known in Russia by the name of hen-blindness. The remedies recommended for its cure, by the author, appear to be rational.

ducing, increasing, or obating it; unless a continued clear, dry, hot season had some little effect on them.

This night-blindness comes on in the evenings, after the sun sets, with a misty dimness, which gradually increases as the night approaches, till it becomes dark, when their sight becomes perfectly dark also; and without any pain, either in the head or eyes, or elsewhere; sometimes a sense of fulness in the head, and a small tinitus aurium attends it, at other times not, but without any vertigo or giddiness; no oppression or sickness at the stomach, or loss of appetite, neither any other complaint but the loss of sight; all the secretions and other functions of life seem to be regularly performed; neither do their eyes appear to be impaired or altered, the cornea and pupil appear perfectly clear and well, and the iris also, which continues to contract a little in the day-time, and dilate as usual in the night, yet no vision is then performed; neither does there appear to be any afflux of humors to, or any signs of inflammation in the eyes.

As no external injury or impediment in the eye appears, its cause must be internal; and as no pain or inflammation, or any signs of it, attends it, it does not proceed from any obstruction of the sanguiferous, seriferous, or lymphatic vessels; therefore it must arise from some male affection of the retina or optic nerves, or both. And as this is a disease which is the most frequent within the torrid zone, where the reflections of the rays of light are strong and vigorous, and the sun being several hours every day almost perpendicular over them, the angle of reflection is very acute, and the rays of light must be strongly reflected from the earth and other bodies into the eyes, consequently the sensation of them, and the vibrations of the retina and optic nerves must be great also; and being thus accustomed to such continued strong vibrations, they become weakened, and their tone greatly impaired,* so that

* A gentleman by riding ten miles on the sea-shore near noon, had his eyes so weakened by the strong reflected rays of light from the white sand, that he could not see so well to read by candle-light in the night for four or five weeks after,

they become insensible of the small, weak vibrations of the few inactive rays of light which exist in the night, and move with almost an infinite less force than those of the day, there; and when this happens to such eyes as have a natural imbecility in the formation of their nerves, which by the strong continued vibrations of the light of the day there, become in some degree paralytic, and insensible of the small, weak, vibrations of the little quantity of light of the night, so that they perceive no light, and remain blind till the sun returns in the morning, and renews the stronger vibrations of light again, and they see.

This seems to be the cause of this disease, and this the most rational and satisfactory way of accounting for it; and as it plainly and clearly accounts for all its symptoms and appearances in a plain, simple manner, it appears to be true.

The *Ηεμικραλωπες*, hemeralopia is a disease which is very seldom seen; they see pretty well in the night, but very little in the day, and cannot see any thing when the sun shines bright. It proceeds from a different and direct contrary cause of the other, viz. from too great a tenderness and sensibility of the iris and retina, for they cannot bear any degree of light from the sun to fall upon their eyes, but are obliged to shut their eye-lids close, and so near closed from the light of the day when the sun does not shine out, as not to be able to see, as we sometimes see in an inflammation of the iris or retina, though no inflammation is present here, but too great a sensibility of those parts, so that they cannot bear the light of the day, but can dilate the pupil of the eye, and see very well in the night: I have but had an opportunity of seeing two persons who laboured under this disease.*

as he did before and after that. And we see something like it in those who are snow-blind, and cannot see for some time after they come into a house, though it be day light.

* When I was at the school, I saw a man who was blind in the day-time, and laid wagers with men who could see, to run races with them in dark nights; and got his wagers, till they found that he could see in the night, though not in the day.

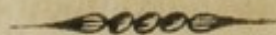
The methods of cure which have been used in the nyctalopea, are various, and little has been said of the cure of the hemeralopea, as it is so very seldom seen. That recommended by Paulus Ægineta,* in the cure of the first, is judicious and rational, though his method of diet, and external applications, may be as well omitted, as there is no external fault in the eyes, and his external applications are of too gross a nature to penetrate much into the globe of the eye. Some from its periodical returning with the darkness of the night have supposed it to be of the intermitting kind, and therefore thought it should be treated as such; but its periodical returns, are solely owing to the periodical returns of the darkness of the night, and not to any thing in the diathesis of the disease; and the cortex Peruv. may be of much greater prejudice to the patient's constitution in some other respects, especially as we find that the methods which increase and are prejudicial in intermitting fevers, greatly contribute to the cure of this disease. For as Paulus Ægineta† advises, we find by experience that bleeding once, to a greater or less quantity, as the patient is more or less plethoric, and purging them twice or three times with an antiphlogistic attenuating cathartic, and giving the rad. valerian. sylv. pulv. with its volatile tincture two or three times a day, in the intermediate days, and for two or three days after the last purge, generally removes the disease and restores the patient his perfect sight.

I have sometimes ordered their eyes to be washed with the following, and I think with advantage; ℞ aq. rosar. ꝑiiss. vini antimonial. ꝑss. misce, fi. collyr. cum quo lavat. oculos omni nocte hora decubit. et etiam mane. And it is probable that the subtile particles of the antimony may penetrate the eye, and be of service in this case; and not improbably in the hemeralopea also, but I have never had an opportunity of trying it.


It is said that there are a people in Siam, in the East Indies, and also in Africa, who are all subject to this disease of being blind in the day-time and seeing well by night. Modern Univer. History, vol. vii.

* Paulus Ægineta, lib. iii. cap. 22.

† Idem ibid.



OF THE ELEPHANTIASIS.



THE elephantiasis is also a disease which is either indigenous or endemial to such countries as are within the torrid zone.

This disease was well described by Abubeter Mohamed Rhazis,* who lived in Persia, about 850 years since; and he does not speak of it as a distemper that was new in his time; therefore we may conclude, that it was well known in Persia, Arabia, Egypt, and the other parts of Africa also, as Lucretius mentioned it many ages before that time, as a disease of that quarter of the world. However we are certain that the negroes first brought it from Africa to the West Indies, where it is now but too frequent among them, and among the white people also, who are not exempted from it.

But I cannot think with Dr. Town,† that this disease has any affinity to the *lepra arabum*, though several of the

* Rhazis ad Manzor, Divison. lib. cap. 107. p. 418.

† Dr. Town on the diseases of the West Indies, p. 184.

Arabian physicians, or rather their translators, have called the true lepra arabum by the name of elephantia; but Rhazis distinguishes them clearly; and how the other Arabians since him, and the European physicians since them again, have confounded their names, is difficult to determine.

However it is much to be wished, that the Arabians, who are the first physicians that have mentioned this disease, had more fully described its first symptoms and appearance, and the manner of its coming on, and increasing to its full state, more accurately and clearly, than they or any since them have; which defect, I will endeavour to supply as well as I can, from repeated observations.

The patient when apparently in perfect health, and without any preceding procatarctic cause that he knows of, is first seized with a cold rigor, like the fit of an ague, which continues one, two, or three hours, with acute pain in the head and back, a sickness at his stomach, and sometimes a vomiting, and great pain in one of the inguinal glands, sometimes in one, in others in the other inguinal gland, never in both, and whether it falls on the right or left gland the first time, it generally continues to fall on the same gland every fit afterwards: the rigor is succeeded by a very hot fever, which usually continues twenty, thirty, or forty-eight hours, and sometimes longer; the patient is often delirious, the pain in the inguinal gland increases, and it swells and becomes red and hard, rarely or never suppurates: soon after it is thus swelled, a red stroke runs down the thigh from the tumefied gland, to the leg, almost an inch broad, and of a fresh red colour; the leg begins to swell, and is much inflamed, and as that inflammation increases, the fever abates, and at last goes quite off, most commonly in four or five days time; sometimes sooner, at other times later; and in this time the tumefied gland subsides and comes to its natural state. The morbid matter being thus cast upon the leg by this imperfect crisis, it continues to be much inflamed and swelled for several days, and then goes gradually quite off; and the patient seems to be perfectly well again. The fever makes frequent returns with all the same symptoms,

and in the same manner, but at no certain periodical times; sometimes twice, thrice, or four times in a year, especially in the first two or three years of the disease; in others, once a month or three weeks, or oftener; the most frequent returns that I have ever seen in any patient, was four times in eleven days, but then at no certain periods; it will come sometimes at two or three weeks end, and the next time not till three, four, or six months after, but whenever it returns, the morbid matter is each time thrown upon the same leg, on which it chanced to fall the first time. (90)

The leg most commonly remains longer swelled after each return of the fever, than it did in the former fit; and after several returns, it continues to remain swelled, after the inflammation is entirely gone off; and now it begins to appear oedematous, or as if it was anasarcaous, but that the swelling does not retain the impression of the finger so much, or so long, as it will in a dropsical case.

By these frequent returns of the fever, the leg is each time more and more tumefied, and the sanguiferous vessels are distended, the veins become varicose, and the swelling increases down from the knee to the extremities of the toes; the skin of that leg begins to grow rough and rugged; the swelling still increases, and the membrana cellulosa becomes very thick, hard, callous or semi-carti-

(90) The swelling in the leg described by our author appears to be the effect of a misplaced fever. The leg in the island of Barbadoes becomes the depot of this fever, as the liver and spleen become the depots of the bilious fevers in the United States. It is remarkable, that the constitution of a native of Barbadoes, retains its disposition to throw a fever upon one of the lower extremities, in a foreign country. Of this the editor once saw an instance in a female servant who accompanied the family of the late reverend and venerable Mr. Carter to Philadelphia about the year 1773. It yielded to the remedy prescribed by our author, that is the Peruvian bark. From the treatise upon the glandular disease of Barbadoes, by Dr. Hendy, the fevers of that island appear to have diverged, not only into the cells of the adipose membrane, but into most of the glands of the body.

laginous in some places; the skin grows thicker and scaly, with great fissures and chops upon its surface; these seeming scales do not dry up and fall off, but adhere fast, and are daily increased and protruded by the increasing thickness of the membrana cellulosa; and the leg and foot are thus continually enlarged to an enormous bulk, when in size, shape; and all other external appearance it exactly resembles the leg of an elephant, from whence the disease takes its name.

The patient continues in this condition many years, some have lived above twenty years, with a leg of this monstrous magnitude, and their appetite and digestion good, except in the times when the fever returned; and all their secretions and functions of life have been (at all other times) regularly performed, and they appeared as if in health, without being sensible of any other inconvenience of life, but that of carrying along with them such a troublesome load of leg. This disease and bulk of leg is generally confined to one of them, though it is said that there are some very few instances, where it has affected both at the same time; but I never yet saw one that was so.

I had an opportunity of seeing one of these legs, of the largest size, amputated, and afterwards, at my request, dissected by Mr. Hickes, an ingenious surgeon in the navy. We found the rough, scaly skin very thick, its small blood vessels much enlarged; the membrana adiposa was exceeding thick, (though the rest of his body was lean and thin) in the ankle it cut full two inches thick, in other parts of the leg an inch and a half or more; when cut it looked clear, like the fat of a hog, or rather like salted pork; the cellulæ of this membrane were greatly distended, and filled with an oily, fat, gelatinous substance; about the ankle and upon the metatarsal bones it was become semicartilaginous, and cut with a grating noise. The coats of both the veins and arteries were also very considerably enlarged, so that such as were naturally very small branches of the artery, were here pretty large vessels, in-somuch, that when he amputated the leg, he was obliged to take up no fewer than twelve branches of the artery with his needle, though the leg was taken off above the knee,

and the swelling (in which the vessels were much more distended^d) extended no higher than the patella, so that the vessels were distended even in the thigh, where no swelling appeared. The femoral artery where it was amputated was very large, and the poplitean nerve was either naturally larger than usual, or its coats were rendered thicker by the disease. The muscles and their tendons were in their natural state, and the bones, even those of the toes, in which there was an ulcer, were all clean and sound.

From whence it appears, that the morbid matter of this disease was solely deposited in the cellulæ of the membrana adiposa, and was not extended or carried into the cellulæ of that membrane which are expanded between the muscles and their constituent fibres, but was deposited in the external cellulæ of that membrane which contain the fat, after each paroxysm of this peculiar fever; and that the cause of this monstrous leg, which gives the name to this disease, is the morbid matter of a fever which is gradually deposited on the leg by an imperfect crisis of each paroxysm of this peculiar fever, and is truly the effect of that disease; and may most properly be called a chronical disease, which arises from an acute one.

I think none of the Greek physicians have given us any description of this disease; neither have any of the Arabians, except Mahomed Ebn Zacharia Rhazis,* who has described its last or full grown state very well, but not the preceding fever which produces it: he says, it may be cured in the beginning of the disease, but when it is grown inveterate, it is incurable; and the reason of this, will appear more fully hereafter.

As this disease is solely produced by the fever above described, taking that fever off, must consequently prevent the production of it, if it be taken before the humors are fixed in the leg.

An inquiry into the nature and symptoms of this preceding fever, though it is very uncertain in its intermis-

* Rhazis ad Monsor. Division. p. 418.

sions, and irregular in its periods, yet it plainly appears to be something of the intermitting kind; but one which has not been described before by any author that I could find. It is well known that Hippocrates mentions a febris septimana, as an intermitting fever whose periodical returns are regular, but none of any longer intermission; besides this the manner of this fever's going off, by an imperfect crisis, as above, is singular and peculiar to itself. These considerations first induced me to try the following method of cure, as all the other methods used in these parts were generally found to be unsuccessful; and I found it to answer my expectations, if the disease was taken in proper time, before the leg was much enlarged, and the humors fixed there.

When the rigor and fever has seized the patient, if I find one of the inguinal glands inflamed, tumefied, hard and painful, and the red stroke from it down the thigh to the leg, which are the pathognomic symptoms of this disease, and certainly distinguish it from all other fevers; though we find the patient very hot, and the fever pretty high, his pulse quick, full, and soft, though a little delirious: bleeding ought not be advised, though I have seen it too often too hastily practised in this case; as it hinders nature from critically discharging the morbid humor upon the leg, and sometimes turns it upon the vital parts, and proves fatal, as I have more than once seen it: but in some particular plethoric constitutions, where the fever is very high, the pulse rapid, strong, full, and hard, and the patient much delirious, ten or twelve ounces of blood may be taken away, but not without caution and judgment.

But whether you bleed or not, if the patient has great sickness at his stomach, with vomiting, or much reaching to vomit, it is necessary to encourage the vomiting, by drinking green-tea, camomile-flower-tea, or warm water; and sometimes to assist it by giving vini ipecacuanh. ζ i. vel ζ ij. in them, to assist nature in her endeavours; and it is probable that some of the morbid matter may be discharged that way; however the action of vomiting will assist her to cast it off upon the leg more

effectually and sooner; after which an anodyne diaphoretic bolus may be given with a little rhubarb, which will give a motion or two after the two first have had their effect, and may assist to carry a little more of the humors off; as, ℞ rad. rhei pulv. ℥i. pil. saponac. gr. vij. camphorii gr. v. sal. dieuretic. ℥i. syr. e mecon. q. s. misce. fi. bolus ut supra sumendus, superbib. seri lactis vinos. tepidè copiose, et sudor. expectat.

For it is necessary to encourage a free diaphoresis, and to continue it, by giving some saline draughts after, and diluting plentifully with small wine-whey, viburnium-tea, or sage-tea; both as they abate the violence of the fever by cooling and sweating, and assist nature to cast off the morbid matter both that way, and in her natural way upon the leg. But if the patient either from too great natural weakness, or by too free bleeding before we are called in, is too much sunk, and the pulse be too weak and low, though very quick, we must endeavour to assist nature to cast off the morbid matter, not only by the above-mentioned methods, but more warming, cardiac, and volatile medicines must be added; and if the humors are carried to and affect the head, bathing their feet in a warm decoction of viburnium (called black sage here) and vesicatories must be applied to the leg into which it used to fall, also, in order to drive the humor down thither, if possible, or it will prove fatal.

Though the morbid matter does most commonly fall upon the inguinal glands, and so into the one leg or the other; I have sometimes known it fall upon the arm, each time it came, and in more than one patient; and I once saw a patient where this morbid matter was cast upon the scalp, the ears, and the back part of the neck; and another wherein the matter was cast upon the lower part of the spina dorsi, the os coxigis, and the lower part of the loins, at each time of the return of the fever, which was attended with all the same symptoms, as when it falls upon the leg; and on what part soever it falls the first time, the morbid matter is generally cast upon the same part, in every return of the fever afterwards. But these two were very rare, and very uncommon cases.

As the leg (or other part on which the morbid matter falls) is generally much inflamed and swelled, I usually order it to be fomented with a fots of the following kind two or three times a day, and to cover the part with warm flannel after, and keep it sweating, in order to discharge and carry off as much of the morbid matter as we can. ℞ fol. alceæ, viburnii, ana Mij. fol. salvæ, flor. sambuci, ana Mi. sapon. venet. ℥ss. sal. ammoniac. crud. ℥i. misce, coq. in aq. pur. lbv. deinde adde spir. sacchari, aceti com. ana lbss. misce.

And after the fever-fit is entirely gone off, if the patient's stomach has not been sufficiently cleansed by the vomiting, as above, I usually give an emetic; and as there is a sufficient time before the return of another fit, and the following alteratives also, before I give the bark; with variations pro re nata.

℞ sulphur. antimon. præcipit. ℥ijss. mercur. calcinat. levigat. ℥ss. gum. guajac. pulv. ℥ij. bals. Peruv. q. s. misce, fi. pil. xl. de quibus capiat æger quatuor omni nocte hora decubit. insuper bib. decoct. sequent. ℥ij. ℞ rad. sarsaparil. ℥ij. sassafir. ℥j. serpent. virg. ℥ss. sal. dieuretic. ℥ss. m. coq. in aq. pur. lbij ad lbij. et cola, colaturæ adde sp. nitri dul. ℥j. aq. juniperi com. ℥ij. misce, sumat ut supra, capiat etiam ℥ij. omni mane.

These medicines being taken, and the inflammation and swelling in the leg (or other part) gone off, I usually give the cortex Peruv. every three hours, till the patient has taken an ounce and a half, or two ounces, with elix. vitrioli acid. gut. xl. vel l. in camomile-flower-tea, after each dose; and ten days after taking the last dose, I give another ounce of the bark in the same manner. And as this disease is very subject to return, I usually order another ounce of the bark to be taken in the same manner, a month after that, and the patient to go into the cold bath, or the sea, two or three times a week for several weeks after that again; and this method, if strictly followed, seldom fails to take the fever entirely off, and prevent its returning, and consequently the elephantiasis also.


But as the great heat of this climate greatly relaxes the animal solids, and the people here cannot be prevailed upon

to use cold bathing, as they do in the eastern hot countries, and more frequently not to take their medicines regularly, this disease is very subject to return, especially when they have suffered it to continue for a considerable long time, before they entered upon this method of cure; and then it is usually more difficult to be effectually cured, than it was at the first, before such return. In this case, or where the patient is of a weak, lax, habit of body, I always advise them to repeat the alteratives once, and the bark, &c. also, after it, in the spring and autumn following, viz. in the months of April and November, and the cold bathing after them, as before; which generally answers the desired effect. But if they neglect this repetition, the disease too often returns.


This method generally succeeds when taken in time, before the leg be grown too large, and the disease is strongly fixed there, and has been so a considerable long time. But when this method has been neglected, or was not known, and the disease has continued for several years, so that the leg is grown very large, and its membrana adiposa is become very hard and callous, or almost semi-cartilaginous, it cannot be removed, and we can only say with Rhazis, that it is incurable; and nothing but amputation can relieve them from such a load of leg. But alas! this does not relieve the unhappy patient from the disease, unless the fever be taken off also, as above; for this operation has been often performed, but always without removing the disease, for the fever has certainly returned, and the morbid matter has as constantly fallen upon the other leg, and produced the same effects. And whether the above-mentioned method and medicines, will so effectually succeed after such a long continuation of the disease, and the amputation of the leg, by eradicating its cause, and so prevent its coming on the other leg, or on some other part of the body, is what I have not had an opportunity of experiencing, so as to say it will: but as it is both very reasonable and highly probable that it may, I therefore recommend it to others, that they may try it, and I wish it may succeed.

Some have proposed keeping the end of the stump, after amputation, open, in order to discharge the humors that way, as by an issue, and thereby prevent their falling upon the other leg, &c. It may be tried, but I fear it will not succeed; because so long as the fever returns, the humors will be renewed, and must fall somewhere, and the end of the stump will not be sufficient to receive and discharge them; wherefore the method above of taking off the fever, is much more likely to be successful.

Others have tried fomentations, frictions, mercurial unctions, and bandages, in order to reduce those monstrous swelled legs, but without success; for when it is become so large, and the membranes so hard, callous, and semicartilaginous, it cannot be reduced nor cured by art; quia, extra artis limites est.



OF THE VENA MEDINENSIS, DRACUNCULUS, OR
GUINEA-WORM.



THE vena medinensis, or more properly nervus medinensis, is another disease, which is peculiar to some hot countries, and has been well known for many ages in Arabia, Persia, and most probably in Guinea, and the southern parts of Africa. Galen is the first that mentions it, and calls it dracunculus,* but says that he never saw it. But all the Arabian physicians whose works are come to our hands, describe it clearly, and their method of curing it: Alsaharavius,† or rather his translator, calls it vena exiens: Mesuæ, or his translator, calls it vena egrediens;‡ and Abulcasim or Albucasus, vena cruris;§ Haly Abbas,

* Galen. de locis Affect. 6. 3.

† Alsaharav. Oper. Tract. 28. cap. 12. p. 118.

‡ Mesuæ Oper. part. 2. S. 2. cap. 7.

§ Abucas. lib. 2. cap. 93.

vena saniosa;* Rhazis, calls it vena civilis, and vena medinesis;† and Avicena also, or his translator, calls it vena medinensis;‡ but all the Arabian authors call it in their language irk medini, i. e. nervus medinensis, and not vena medinensis, this being a mistake in their translators: the first from its similitude to a nerve, and Medini, of Medina, a city in Arabia, where it probably was first found, or taken notice of; though it is now no less frequent in some parts of Persia, as Dr. Kempfer observes, and after Galen calls it Dracunculus,§ but in several parts of Africa, and the West Indies, it is commonly called the Guinea-worm, because the negroes who come from thence, are subject to it, and frequently bring it in their legs to the West-India islands.

Though this is called a nerve or vein, because it resembles the first, nevertheless it is a real worm, of a white colour except its head, which is blackish; its shape is round, long, small, and uniform like a nerve, or a piece of white round tape or bobbin, and not broad and flat as some authors say. It is found most commonly lodged in the legs or thighs, and sometimes in some other parts of the body, in, or immediately under the membrana cellulosa, or in the expansions of that membrane between the muscles, where it insinuates itself, and is extended to a great length; and is commonly from one to two feet and a half long. It does not cause much pain, till near the time that it is ready to come out, when the part where the head of the worm, which is always the first protruded, begins to swell, throb, and be inflamed and painful, like a small boil, generally in some part of the leg or thigh, and sometimes, though very seldom, higher up on the body. When this boil breaks, the head of the worm, which is of a blackish colour, is thrust out first, and soon after more of it comes out and hangs down the leg, till it is extracted in the manner hereafter described.

* Haly Abbas Theor. Practic.

† Rhazis Cont. Tr. 26. T. 2. cap. 1. p. 298.

‡ Avicen. Canon. Med.

§ Kempfer. Amenitat. Exotic.

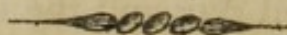
This disease proceeds from drinking the water of stagnating ponds, in hot countries, after droughts and sultry hot seasons, wherein the ova or animalcula of this worm are contained, as in Arabia, Persia, the East and West Indies; and I am informed that there are some stagnating ponds in this island, the washing in or drinking the waters of which is subject to generate this worm.

In the cure of this disease, both Rhazis and Avicenna advise giving aloetics to hasten the protrusion and exclusion of the worms: when the little tumors, where the head of the worms begin to appear and swell, they hasten their suppuration with cataplasms, or other applications; and when these tumors break, the end of the worm being thrust out, they advise it to be tied to a piece of lead made in a long form, and about half a drachm weight, that the worm may not contract and draw itself in again; and roll it round that piece of lead a little every day, till it is all entirely extracted. The surgeons here use the same method, only they use a little piece of silk, cotton or lint instead of the lead, about which they roll it daily an inch or more at a time, till it is all extracted, taking great care not to break the worm, (which caution the Arabians also give) for if they break it, it is exceeding difficult, and sometimes impossible to recover the end again; in which case an abscess, or rather many abscesses, will be formed, not only at the place of the exit of the worm, but all along the whole winding meatuses where the dead putrefied worm remains, which sometimes degenerate into bad ulcers, and give the surgeon much trouble, and the patient a great deal of pain.


Giving aloetics, or other antihelmitic medicines, as the Arabians advise, to dislodge and hasten the extraction of the worms, is a judicious practice; but as these act more immediately on the primæ viæ, than the fleshy parts and surface of the body, the following coarse composition has been found to be much more efficacious.

℞ sulphur. viv. rad. alii ana ʒj. piper. nigr. ʒss. camphor. ʒij. spir. vinos. tenuis ℥ij. misce, et digere s. a. et cola, colaturæ capiat æger cochl. duo bis vel ter de die.

The subtile volatile pungent parts of this inelegant composition so stimulates and affects these worms, that they generally endeavour to make their exit, and draw themselves towards the surface of the body, where a small tumor forms under the skin, in which they collect and coil themselves up, and die; and the tumor being opened, they are easily taken out whole; and not only the worm which first appeared, but all the other worms of the same sort which are in the body, do the same; and are thus taken out in the same manner, where they appear. And when the worms are thus taken out, the places from whence they were taken, being not much more than skin deep, soon heal up with any common digestive, and no further uneasiness remains in the parts from whence the worms were taken, and the patient enjoys as good state of health as ever he did before.



OF THE LEPROSY OF THE ARABIANS.



THE lepra Arabum is indisputably a disease which is peculiar to such countries as are situated within the torrid zone; and was known many ages since in Arabia, Persia, and in various parts of Africa; in which countries it seems to have been indigenous. Different names have been given to this disease by different authors, which has caused some mistakes and confusion among more modern authors, who probably had never seen it. Most if not all the Greek physicians, who lived after Galen, have mentioned it; as Aretæus of Cappadox, Paulus of Ægina, and Ætius of Amida, and either call it *ἑλεφας*, elephantia, or *ἑλεφαντίασις*, elephantiasis, though it is a very different distemper from what Rhazis, and what we now call an elephantiasis. Ætius,* who lived in Mesopotamia, most probably had frequently seen it, and de-

* Ætius tetera biblos, lib. 13.

scribes it and its symptoms very well; but it is probable that the other Greek writers had very seldom or never seen it, as they describe it less accurately than they generally have done other diseases, with which they were more frequently conversant. Ebn Zacariah Rhazis the oldest of the Arabian physicians, except Serapion, calls it lepra* the leprosy, though Haly Abbas or his translator, calls it elephantia;† Avicenna‡ gives it both these names; and the learned Dr. Lommius,§ has given us an elegant and concise description of this disease, and calls it elephantia, yet several other modern authors have confounded the symptoms of this disease, with those of the lepra gregorum, though they are quite different diseases.

All the above-mentioned authors, and several others, unanimously agree that this leprosy is a contagious disease, and that it not only descends from parents to their children, but that it is communicated from one leprous person to others with whom he cohabits: and several of these authors advise, that all leprous persons be separated from the commerce and converse of the sound, as in the plague, and to have suitable places allotted to them to live in, either in an island, or somewhere near to the sea shore, where all communication with those who are sound, may be entirely cut off. This dreadful disease, was first brought to this and the other sugar islands by the negroes from Africa, and is undoubtedly a native of that quarter of the world and Arabia, and is not originally of this western part of it; neither was it ever known here, before it was brought hither by the negroes, among whom it is now too frequent here, and has made its way into several families of the white people also; and it is much to be feared, that it will spread further in this warm climate, into many more both white and black families, if the legislative power do not interpose, and endeavour to prevent its spread-

* Rhazis Division. L. 1. cap. 120. p. 422.

† Haly Abbas Theor. L. 8. p. 97. Practic. L. 4. p. 197.

‡ Avicen. Can. V. 2. L. 4. p. 133, &c.

§ Lommii Observat. Med. p. 53.

ing, by some suitable, wise, and effectual laws, as we see the French and Spaniards have done.(91)

This terrible disease generally seizes the patient insensibly, gradually, and slowly, when he seems to be in perfect health, without sickness, pain, or any uneasiness, nay, often without the patient's knowing that he ails any thing, till some other person observes, that numerous spots begin to appear in various parts of his body; first of a yellowish brownish colour, and soon after begin to turn to a brownish purplish colour in white people, and to a copper colour in the negroes: these spots usually first appear on the forehead and chin, and continue gradually to increase, both in number and magnitude, for many weeks or months, without the patient's knowing that he has the disease. And as these spots increase, the skin on and near those places begins to grow unequally thicker, then hard and rough, with hard scales, especially on the face, arms, and legs, with a numbness and difficulty of moving the fingers and toes; these scales are not like those of the *lepra grecorum*, nor fall off as those do. The hairs on all the parts of the body gradually fall off, and become thinner. The respiration gradually grows difficult, and the voice obscure and a little hoarse, the breath fœtid and offensive, the lobes of the ears become thick and knotty, the cheeks

(91) The editor has taught, in his lectures, for many years, that the leprosy is a misplaced fever. He was led to adopt this opinion by its prevailing generally in countries exposed to the remote causes of fever; and declining in proportion as those remote causes have been removed. Its peculiar and obstinate resistance to the power of medicine, seems to depend upon its being so exclusively confined to the skin. In one of the few cases of this disease, which have come under the notice of the editor, he has observed it to be lessened in its violence in proportion as it affected the blood vessels. He can subscribe to the truth of the inefficacy of mercury as a remedy for it; but he has great pleasure in adding that he cured a case of it, of ten years standing, in the Pennsylvania hospital, in the year 1809, by means of arsenic, aided by a strict vegetable diet. He has likewise employed small and frequent bleedings in another case, with advantage. The blood in this case was uniformly sisy.

large and sometimes tuberos, as also the forehead and eyebrows; the chin is dilated, and all these are of a livid reddish colour: their urine is thick and turbid, like to that of cattle; their dispositions of mind, sleep, and dreams, are disturbed, like those who are melancholy, and some are suddenly awaked out of their sleeps as if they were suffocated, which causes them to jump up. All who labour under this disease have frequent and strong dispositions to venery. Varicose veins of a blackish colour, warts or knotty pustules, are observed to rise about the root of the tongue, under the eye-lids, and behind the ears. All these symptoms gradually and slowly increase, and grow worse as the disease advances; and the body becomes lean and deformed, while the face, calves of the legs, and the feet grow tumid, and the last most commonly cold and torpid. Thus the disease continues to increase and grow worse for many years; when the pinnæ of the nose being thick and tuberos, and its cartilage or septum is corroded and wasted away, or falls down, and the nose becomes thick and flat, so that the nostrils are in a great measure obstructed, and the patient's voice seems hollow like a ventriloqui. His lips grow thick and are reverted; his eyes are preternaturally round at their internal angles, their whites become yellowish, thick and hard, almost like the nails of one's fingers, by the continuance of the disease. The hairs fall off from the eye-brows and eye-lids, which are grown thick, hard and callous, as also from the chin, and others come up in their place, but much fewer and smaller; the ears at last become acute, and are extenuated and eaten away: the fingers and toes are greatly swelled, and crack with dry fissures, and are sometimes so puffed up, that they are, as it were, buried under the tumor of themselves and of the feet. The muscles are wasted all over the body; and the face and countenance so disfigured with tuberos knots, as before-mentioned, that it appears deformed and horrid, such as that of a satyr is imagined to be; or like to that of a lion; hence the Greeks gave this disease both the names of satyriasis, and leontiasis. And now when the disease is arrived at its last stage, the voice is exceeding hollow, and virulent ulcers affect

the hands and feet, and sometimes some other parts of the body; and the skin, and part of the flesh on the feet, is entirely deprived of all sensation, so that if you pierce them with a needle, or scald them with boiling water, or even apply a red-hot iron to them, they are not sensible of any pain. And at last the humors are all become so very acrid, that a small fever arises, which soon carries off the miserable patient.

I have here described all the symptoms which attend this loathsome disease; not that every patient who labours under it has every symptom here described, but some have more, and others have fewer of them; though, in general, they have much the greatest part of them sooner or later; and in this miserable condition, often drag on life for many years before they die. O the happy climate of England, which is totally a stranger to this, and some other miserable diseases!

From the strictest inquiry, and most accurate examination of the symptoms and nature of this disease, as also from anatomical dissections, it appears that the *membrana cellulosa* is the seat of this disease, which membrane it follows almost into every part of the body, even into the very bones, some parts of which it tumefies and indurates, and renders useless, whilst it corrodes, consumes, and eats away other parts, especially the cartilages, and sometimes the very bones, when it becomes inveterate.

Hence it appears, that when the disease has continued a long time, and some parts are eaten away, and others become useless, and the humors are become so acrid as to corrode the bones, and almost destroy the human frame, no remedies whatever can possibly cure it, as Haly Abbas,* and the learned Dr. Lommius say; † *Inveterascentem morbum hunc depelli remediis non posse.*

Yet several ignorant and illiterate quacks, here, have promised a certain cure, even at any time of the disease, but have as constantly failed of success; for those very pretensions and promises, which such men usually make, are

* Haly Abbas in loco citat.

† Lommii Obs. Med. lib. i. p. 55.

sufficient proofs that they are both ignorant of the nature of the disease, and the power of their medicines. I grant that the least hopes of being delivered from so deplorable a distemper, is some excuse for the credulity of the people, and their suffering themselves to be imposed on by such vain, ignorant boasters. And I mention this, to prevent such impositions for the future.

But if the disease be taken in time, viz. at the beginning, and first appearance of its symptoms, the spots above-mentioned, &c. we have sufficient reasons to believe it may be cured; and I have seen some instances of its being cured.

Notwithstanding that the seat of the venereal disease is allowed to be chiefly in the expansions of the membrana adiposa vel cellulosa, as well as is this disease; and is principally cured by the use of mercury, or the different preparations of it; yet it is very remarkable that this disease is so far from being either cured, or relieved by it, that on the contrary, it is greatly increased, and all its symptoms much aggravated by the use of mercurials. I grant that it seems to abate the distemper for a little time, but it soon returns with almost double force and violence after it: and antimony, or the best preparations of it, which are of little service in the former, are found to be the most efficacious medicines in the cure of this disease, if properly given, and the disease be taken in time.

When the above-mentioned spots first appear, either of a yellowish, or brownish purple colour, in order to distinguish and be certain whether they are the true spots of this leprosy, or they are spots of another kind, which are not uncommon in this climate, and look like them, but proceed from another cause, and are of no bad consequence; anoint the spots gently with a little ol. tartari per deliquium, and a little after rub it well off, and if the spots disappear, and return not again, they are not leprous spots; but if they remain, or soon return again after being thus anointed and rubbed, they are the true leprous spots, though the patient finds himself perfectly well in all other respects, and may continue so for many months.

Wherefore it is necessary to attempt the cure before the disease gains further ground, and becomes inveterate.

To which purpose, if the patient be of a sanguine plethoric constitution, it is adviseable to bleed, to ten, twelve, or fourteen ounces; after which an antimonial vomit should be given; and then let them enter on the following course of medicines, and continue it for two or three months.

℞ Sulph. antimonii præcipit. ℥iij. mercurii calcinat. levigat. gr. xxx. gum. guajac. pulv. ℥iii. bals. guajacim. q. s. ol. sassafræ gut. xx. misce, fi. pil. lxxxx. de quibus capiat æger tres omni nocte, hora decubitura, superbib. gut. l. tinct. sequentis in ℥iij. decoct. sequentis.

℞ Vini antimonial. ℥ij. tinct. aromatic. ℥ss. misce. fi. tinct. ut supra sumenda.

℞ Rad. sarsaparil. ℥iij. cort. sassafr. ℥j. sal. diuretic. ℥ss. misce, coq. vase clauso in aq. pur. ℔ijss. ad ℔ijss. et cola; colaturæ adde tinct. antimonii ℥j. aq. juniperi c. ℥jss. sacchar. q. s. misce, fi. decoct. ut supra sumend. bibat etiam hujus decoct. ℥iij. omni mane cum gut. l. tinct. supra præscript.

This method should be continued two months, or longer if the spots do not entirely disappear before that time, for it is necessary to continue them for some time after they are gone off. And the spots should be rubbed well once or twice a day, with a warm dry flannel-cloth, first holden a little over the fumes of burning sulphur mixed with a little antimony, and daily continued as long as the spots remain.

If the disease does not abate, and the spots, torpor, and numbness decrease, it is sometimes necessary to repeat the antimonial vomit two or three times during this course, especially when the disease is hereditary, or proves very obstinate: and in this case it is necessary to repeat the whole course over again two or three months after, however in the next spring or autumn following, or both if the least symptoms then appear, as we know no disease that is more obstinate or more difficult to cure. And as the infectious miasmata of this disease, especially when it is hereditary, are subject to lay as it were quiet and still,

without giving the patient any uneasiness, or even without shewing any symptoms or remains of the disease, for a year, or sometimes years, and then break out and shew its malignity with force again; I think it is absolutely necessary to repeat this course of medicines every spring and autumn, especially when it is obstinate, for two years, and when it is hereditary, for more years; for too much caution cannot be taken against so dreadful and loathsome a disease. Wherefore I sometimes give something of the following nature spring and autumn after all.

℞ Antimonii crud. subtilis. levig. ℥jss. tartar. solubil. sal. diuretic. milleped. præparat. pulv. ana ℥ss. zinziber. cond. ℥ss. syr. e sulph. q. s. misce, fi. elect. cujus capiat æger q. nuc. mosc. major mane et hora decubit. insuper bibend. tinct. supra præscript. gut. ʒ. in haustu decoct. ante præscript.

As to the dietetic part of the cure, it is not only necessary that the patients live temperately, but there are several things which must be placed among the ledentia in this disease, from which the patient must abstain. They must religiously abstain from all swines flesh, and all fat meats, and every thing that is oily, fat, or greasy, either in sauces or other ways, and that not only during the time they are under this course of medicines, but for many years after. They may eat any sort of flesh-meats at noon, that are not too fat, too much salted, or too high seasoned, with roots, greens, and plain sauces; but the more plain, simple, and the lighter, and more easily digested they are, the better: they should be also very temperate in the use of wine and all spirituous liquors, and strictly abstain from all kinds of malt liquors, for they are by no means a proper drink in the hot climates, as they are too viscid and glutinous a liquid, they require more labour and action, in order to digest and animalize them, than can be well used here; and as the heat is great, and we perspire much, and soon, they are carried into the blood too soon and too crude, before they are half digested and animalized, and often do much hurt, as I have often observed, and therefore mention it here. Small punch moderately acid, is a much more proper beverage for the hot climates: their diet also morn-


ings and nights should be light and easily digested, and gently attenuating and diluting.

These rules may seem to be too rigid and severe to some, but they are absolutely necessary, if the patient is obliged to continue in a hot climate, and yet desires to recover his health, and live free from this dreadful disease. It is highly probable, that removing into a colder climate, may considerably contribute to their recovery; and re-establishing their health, especially as a hot climate is the parent and producer of this disease.

This method has succeeded, when the distemper has been taken in time, before it was too far advanced, and too deeply rooted in the constitution, and the whole mass of the fluids too much inquired; I therefore communicate it to others, that they may either use it, or improve it if they can; and I wish them all success.

I have here given several formulæ or prescriptions, which are only suited to some constitutions and cases, and are only given as a general plan; and am very sensible that it will be necessary to make some alterations in them, as well in regard to the different constitutions, as to the different ages of the patients: and so it is in all other diseases, wherein we must vary from any rules which can be laid down; but the judicious physician will from these readily know when, and how far it is necessary to make such alterations.

But when this disease is hereditary, and is arrived to its last stage, so that the whole cellular membrane is loaded with the morbid matter, and the bones corroded and eaten away, neither this method, nor any other whatever yet known, can recover such a patient, nor possibly restore him to health again; therefore we can only say with Haly Abbas and the learned and eloquent Dr. Lommius, "*Scire tamen licet, inveterascentem morbum hunc depelli remediis non posse. Nam extra artis limites est.*"



OF THE LEPROSY OF THE JOINTS.



THERE is another species of this leprosy, which Haly Abbas mentions; he says, “Sunt autem elephantia species duæ.” The first is that which is described before; “Altera et secunda,———quam ex humore nigro, quam ex colore generatur rubeæ adustionem, in hac specie membrorum est comestio et casus; et ab hac nulla sanatur quovis medela.”

I cannot find that any of the Greek physicians, nor yet any of the Arabians, except Haly Abbas, mention this kind of leprosy, unless we suppose that they made no distinction between this and the preceding leprosy, and that they speak of them as one disease; and that they meant this sort of leprosy, where they mention the falling off of the limbs, when they are treating on the elephantia or other leprosy. Dr. Town describes this sort of leprosy, but with the vulgar calls it the joint evil,*

* Dr. Town on the West-India diseases.

though it has not the least appearance or nature of a scrophulæ in it: but I am more surprised to find the same learned gentleman call it a cutaneous disease, when it eats the flesh even to the bones, and corrodes them also, till the fingers and toes drop off joint by joint. He also says that it is a disease which has not been taken notice of by any author; but if he had inquired further, he would have found that Haly Abbas the Persian magus, had described it almost 800 years before him: however the Dr. has described it very well, and justly observes, that it was first brought hither by the negroes from Guiney in Africa, where it now seizes many of the negroes both natives and those who are imported from Africa; and I may add several white people also, who are natives; whatever it might do in his time, which is not much above twenty years since, I cannot say.


This sort of leprosy, when it first appears, seizes the patient in the same manner, and with the same symptoms, as the other kind of leprosy before described; so that it is not possible to tell for a considerable time, whether of them it will prove to be: for when the patient thinks himself perfectly well, several superficial spots of a yellowish, brownish, copper colour, with a purplish cast in white people, and of a dark brownish copper-colour in the blacks, first appear in several parts of the face, especially about the nose, and soon after on several other parts of the body; at first without any uneasiness or roughness in the skin, or any sense of pain, and often without the person's knowing that they have either this or any other disease, till told of it by others who see them. These spots spread by slow degrees, and increase both in number and magnitude, till they cover a considerable part of the body, and yet with very little uneasiness or pain; and thus they remain gradually and slowly to increase for several months, and sometimes years, and then the fingers and toes begin to be numb, and gradually but slowly to swell, especially at their ends, and their nails are curved inwards, which plainly shew it to be this kind of leprosy: and thus they continue to grow slowly worse and worse, till their fingers and toes begin to ulcerate; the ulcers are very small,

never digest, nor are much inflamed, but generally look dry, without much foulness, matter, or fætor, and, being almost insensible, without much pain: these gradually creep on from one joint to another, and corrode the ligaments, tendons, nerves, and all the vessels to the very bones, but without much pain, all the parts being benumbed and almost deprived of all sensation; and that joint soon drops off easily, and the ulcers creep on to the next joints which soon drop off in the same manner, and so creep on from joint to joint, till all the fingers and toes are corroded and quite dropt off: it then seizes the joints of the carpus and metatarsus; but before it can erode all those, it also seizes the trunk of the body, and breaks out in little small dry ulcers, with dry scabs in the arms, legs, and most parts of the body; and now the distemper becomes infectious, if it was not so sooner. These small ulcers never penetrate deep into the muscular flesh of the body, but spread and extend themselves on its surface, in the membrana adiposa, and discharge a little thin acrid ichor, which dries up into scaly scabs, and emaciates the patient away, sometimes in two or three years time, and often is much longer before it puts an end to their miserable life; for there are some instances of patients who have dragged on a miserable loathsome life for ten or fifteen years or more, before they died.


The method of cure in this, must be the same as in the other kind of leprosy; for it is no less remarkable in this, than in the other, that all mercurials, however prepared (except the mercurius calcinatus, given in small doses as an alterative with antimonials, as before;) do in this, as well as in the other kind of leprosy, greatly aggravate all the symptoms, and increase the disease: but if it be taken in time, at the first appearance and beginning of the disease, and treated with antimonials, in the same manner as in the other leprosy, we have great reason to hope for success; though I have not had such opportunities of trying it in this, as I have had in the other. But when the disease is hereditary from their parents, or has been neglected too long, till the joints are begun

to fall off, and all the fluids so inquinated and infected, we can do no more than say with Haly Abbas, that no remedies yet known, however powerful and efficacious, can prevail against, and cure this disease.(92)

(92) This formidable disease is described by Dr. John Hunter, in his treatise upon the diseases of Jamaica. The editor has seen one case of it in a white inhabitant of Jamaica, in whom it terminated fatally, under the care of the late Dr. Jones.



OF THE YAWS.



THAT disease which the negroes in Africa, and we in the West-Indies, from them, call the yaws, is a native of, and seems to be indigenous in Africa and Arabia; and was first brought from the former by the negroes into America and its islands.(93)

This is a distemper which has been well known for many ages in Africa, and some of its neighbouring countries which are situated within the torrid zone: but I do not find that any of the Greek physicians, nor yet any of the Arabians, do mention it, except Haly Abbas the

(93) The editor can add nothing to the author's remarks upon the yaws from his own experience. He considers all the varieties of the impetigines of Dr. Cullen, as different forms of one disease, and that the different issue of the same remedies, when given to remove them, depends upon their different seats, duration, force and greater or less concentration in the external parts of the body.

Persian magus, who I think has described it in his theoria, cap. 16. lib. 8. and calls it the lepra. He briefly describes it thus; *Lepra albedo est quæ in exterioribus fit cutis: et aliquando in quibusdam sine aliis est membris: nonnunquam verò in toto fit corpore interdum ut totius fit corporis color albus.*—*Quæ in membro est, si ex mala fit frigida complexione, hæc sunt signa; quum membrum quo est, album est colore, itidemque ejus pili; et si cutis phlebotomo vel certe acu pungitur, sanguis ab eonon egreditur, sed humiditas alba.*

From this short description of the disease, and from its being only in some parts or members of the body, and sometimes all over it, on the skin, and its white colour, and particularly the hairs turning white, and upon opening the little tumors, only a white humor coming out; I think he meant this disease which we now call the yaws, an African name, and not the lepra Arabum, of which he treats in the preceding chapter, and with the Greek and some of the Arabian physicians calls that elephantia, but he calls this lepra; and whether this disease is not the same with the leprosy of the Jews, will admit of some dispute, though it is most probable that it is; but as the description which Moses their legislator has given us of their leprosy,* is so very short and undescriptive, it is difficult to determine; though it is more reasonable to suppose that it was this disease, than the lepra Arabum, and if so, it is a disease of great antiquity: neither can we collect any thing from Moses's method of curing it, that can be any way useful to us now in curing it; for if the leprous person did receive any benefit from the method which Moses prescribes, and has left us, it must have arisen from a miraculous or supernatural power, and not from his being sprinkled with the blood of a sparrow, or any other bird, nor from any thing else that the priest did to the leper; though he was sure of being a considerable gainer by the cure.

We are credibly told, that the yaws seldom fail to attack the negroes in Africa, at one time or other in their

* Leviticus, chap. xiii.

life-time, but most frequently the children and young people; and that they very rarely or never have it a second time, if they have been perfectly cured the first time, either in their own native country by their negro doctors, or after they arrived here; for the negroes have by long observation and experience, found out a method of curing this disease with the caustic juices of certain escarotic plants externally applied, and giving the juice or decoctions of others internally, which they keep as a secret from the white people, but preserve among themselves by tradition; with which they sometimes perform notable cures, both in this, and some other diseases.

This disease generally makes its first appearance without any previous sickness or pain, and when the patient thinks himself perfectly well, in very small pimples no bigger than the head of a small pin, and are smooth and level with the skin; these daily increase and become protuberant pustules; soon after the cuticle turns whitish, cracks, and rubs off, and a very small quantity of serum or clear ichor exudes out and dries, and becomes white, but neither pus nor any quantity of ichor is found in the tumor, but a pretty thick, white slough appears, and under that a red fungous flesh thrusts itself out of the skin, which gradually increases to different magnitudes, some not so large as the smallest wood-strawberry, some larger; others exceeding the size of the largest mulberry, which last they very much resemble, being red, and composed of little round knobs as they are: they appear indifferently on all the parts of the body, but most frequently, and generally are the largest, about the groin, private parts, anus, under the arms, and in the face: and it is remarkable, that in general when the yaws are very large, they are fewer in number; and *è contra*, when they are more numerous, they are generally smaller in size. And as the yaws are thus increasing and coming to their height, the black hairs which grow out of the places where the yaws are, gradually turn to be perfectly white, like the hair of an old man; and the ichor which oozes out of the yaws, drying upon the skin, makes it appear of a whitish colour, and renders the patient a disagreeable

loathsome sight: and now the disease is become very infectious to those who handle or co-habit with them.

All this time the patient neither loses his appetite, flesh, nor strength, and otherwise seems to be in good health; being free from any pain, or any uneasiness but what the disagreeable nastiness of the sores, and a little soreness occasions, for they are not painful unless they are roughly touched and rubbed.

The time from their first appearance in the before-mentioned small pimples, to their full height or growth, is very different in different constitutions, as they are stronger or weaker, and according to the negroes being well fed, or the contrary; for when the negro is strong, lusty, and of a plethoric habit, and is well fed, the yaws will often arrive at their full growth, and be as large as a mulberry in a month's time from their first appearance; but when the negro is weak, low in flesh, and poorly fed, the yaws will be small, and often no larger than a strawberry at the end of three months.

This disease is known to be infectious, but there is also a peculiar aptitude in some constitutions to receive it more readily, than in others, and probably in the same person to receive the infection more readily at one time, than at another time; as is also observed in the small-pox.

This is a description of the true natural appearance of the disease, when it is left entirely to nature, and is neither retarded nor hastened by medicines, nor altered by external applications; and it will continue in this state a long time, without any material alteration, if let alone; and what would be the consequence, if it was left to continue without any medical applications, is uncertain, as I have never yet seen one so left without some attempts to cure it; but it is most probable that the fungus's in the yaws, would in time become phagedenic ulcers, which would corrode and eat away the flesh even to the bones, and then produce nodes, exostoses, and carries in them, and at last totally consume and destroy them also, as we see it does when the disease is wrong treated, and the cure attempted without success. For when this is the case, and the patient has taken a considerable

quantity of mercury, or has been salivated, especially if by unction, too soon in the disease, before the morbid matter was sufficiently cast out to the surface of the body, or has been repelled into it by that or any other means; though the skin has been by such methods sufficiently cleared; yet the distemper not being thereby effectually eradicated and cured, it will return again, and then becomes exceeding difficult to cure; and if it has made several of those returns, and has been repelled, and has at last broke out in malignant ulcers, and corroded the bones, it is too often incurable. But if the disease be judiciously treated at the first, it seldom or never proves dangerous, and very rarely difficult to cure.

There is another vile custom which I must take notice of, which the surgeons of the Guinea ships generally practise; that is, upon the first appearance of the yaws, during the voyage from Guinea, they apply some strong repellents to them; such as the juice of roasted limes mixed with the rust of iron, and sulphur or gunpowder; by which they repel the morbid matter into the blood, where its acrimony is increased, though they thereby render their skins clean for a short time, and then rub them with palm oil, which makes them soft and look well, when they are imposed upon the planters for sound, healthful negroes; but in a few days or weeks after they have purchased them, the virulency of the morbid matter being increased by the retention and heat of the body, the yaws break out again much worse than ever, and are then very difficult to cure, or sometimes incurable.

As this disease proceeds from a peculiar kind of infectious miasmata, which is first generated in, and is indigenous to the hot climate of Africa; which nature, when she acts in the most salutiferous manner, always casts out on the surface of the body, when not hindered by injudicious or male practice; it consequently follows that the true intentions of cure, are, first, to assist nature to expel all the morbid matter to the surface of the body, that as much of it as possibly can, may be discharged that way: and, secondly, to correct the remaining part, and destroy such part of it as is not discharged, but re-

mains lodged in those funguses and ulcers, together with them, by the use of proper escharotics.

Wherefore, as soon as the above-mentioned pimples begin to appear, let the negro be confined in a house or separate room from the rest of the negroes; or if you are not certain whether it be the yaws, or a sort of itch, which the negroes call in their language *crocrow*, as they much resemble each other at their first appearance, though they differ greatly soon after; shut the negro up in a room seven days, and look on him again as the Jews were commanded to do with their lepers, Levit. ch. xiii. in which time, one may most commonly be certain whether it be the yaws, or not; and if it be, it will be necessary to give something of the following nature, in order to assist nature to hasten the expulsion of the morbid matter and bring the yaws to their full growth.

℞ *Æthiop. mineral.* ʒjss. *antimon. crud. pulv.* ʒj. *theriac. androm.* ʒj. *camphorii pulv.* ʒj. *syr. zinziber.* q. s. *misce, fi. elect. cujus capiat æger q. n. mosc. major. mane et hora decubitura, superbibend. vini antimonial. gut. xl. in haustu seri lactis vel theæ et contin. donec tumores (the yaws dict.) ad maturitat. perveniunt.*

It may be certainly known that the yaws are come to their full height, by their being at a stand, and neither increasing in their number nor magnitude: and when you see that they are at a stand, it is a proper time to begin to give mercurials to raise a ptyalisme; which is much better done by giving calomel daily than by unction, in this disease, lest the latter should carry the morbid matter from the skin into the mass of the blood again; neither is it prudent to apply any mercurial unguents to the yaws, for the same reasons: the best method is to give calomel gr. v. or vj. twice a day till a moderate salivation is raised, and the patient spits a pint and a half every twenty-four hours, and never raise it higher, for few patients in this hot climate, can bear a ptyasme to be raised so high without danger of sinking under it, or bringing some other bad symptoms on. By the time the salivation is raised to near a pint and a half, the yaws are generally all covered over with dry scaly scabs, which then begin

to fall off daily in white scales or scabs, and usually in ten or twelve days time more leave the skin, smooth, soft, and clean. And as soon as the scabs are fallen off, and the skin begins to be clean, cease to give any more mercury, and let the salivation go off gradually of its own accord; or if it continues too long, give a dose of rhu-barb, or some other suitable gentle cathartic.

It frequently happens that after the yaws are in general gone off and healed, and the skin is become soft and clean, that one, or more large yaws still remain rising high, and are red, knotted, and moist, discharging a little ichor; this is usually called the master-yaw, from its being bigger than any of the rest: some have been so imprudent as to continue, or repeat the salivation to carry it or them off, to the prejudice of the patient; when in reality nothing more is necessary, than totally to destroy that yaw, or those yaws so remaining, and all their contained fungous flesh, with gentle escharotics; and then to incarn and cicatrize the place with any common digestive and desiccative.

Some use the lapis infernalis, others a solution of mercur. sublimat. corrosiv. ℥j. in spir. vini rect. ℥j. and gently touch the remaining yaws with a feather dipped in this, twice a day, till they are all consumed: others use blue vitriol, or a mixture of mercur. corrosiv. rubr. ℥j. alum. ust. pulv. ℥ss. m. This last is the gentlest, and safest, and at the same time full as effectual, and therefore is much the best.

During the use of these escharotics, it is necessary that the patient take something of the following nature, in order to expel any remaining morbid matter, as well as to prevent any of it being repelled into the blood by those topical applications, as also to correct the acrimony of the humors, and sweeten the blood, and to restore the patient's perfect health.

℞ Ethiop. mineral. ℥jss. antimon. crud. pulv. ℥j. the-riac. androm. ℥ss. gum. guaiaci pulv. ℥iij. syr. commun. q. s. misce, fi. electar. capiat æger q. nuc. mosc. major. mane nocteq; insuperbibend. vini antimonial. gut. xl. vel. l. in haustu decoct. rad. sarsaparil. et lign. sassafræ.

These methods generally succeed, even in the most numerous and worst kind of yaws, provided they have not been tampered with, and the morbid matter frequently repelled, before, or other ways wrong treated. But if after giving the first medicines, the yaws are not numerous, nor of a bad kind, and by their coming to maturity soon, it appears that the morbid humors are effectually expelled; giving these following medicines, and using the last escharotic powder as above, most commonly effectually cures them without a salivation.

℞ sulph. antimon. præcipit. ʒij. mercur. calcinat. levig. gr. xxiv. gum. guaiac. pulv. ʒij. camphor. ʒss. bals. guaiacin. q. s. misce, fi. pil. lxx. de quibus capiat tres omni nocte hora decubit. superbib. vini antimonial. gut. xl. in haustu decoct. rad. sarsaparil. et ligni sassafræ.

It sometimes happens, that after the patient is cured as before, and all the yaws are entirely gone; and the skin in every part of the body, except the soles of the feet, is perfectly soft, smooth, and sound, that tumors or little hard swellings will remain on them, which are painful, and so very sore, that they can neither stand up nor walk, nor even bear them to be touched without great pain. This proceeds from yaws rising on the soles of their feet, and the skin there being very hard and thick, from their going bare-foot, so that the yaws cannot push through so thick and callous a skin. This is easily remedied by bathing their feet in warm water, and paring off the callous skin, and the yaws will appear, and push themselves out, when they may be soon destroyed by the above escharotic powder, and the place cured as in the master-yaw.

But the worst circumstances, attending this disease, proceed from a wrong method of treating it; either by the use of strong repelling applications, or by too hastily giving mercurials, and bringing on a salivation, before nature has sufficiently expelled the morbid matter to the surface of the body, as that is the salutiferous way she takes, and points out to us to follow, when she is not hindered by wrong methods and medicines, which return the morbid matter into the blood again, when she has cast it out; when it falls upon some other excretory passages, by

which it never can be carried off, but is cast upon various parts of the body, where it produces the most malignant kind of phagedenic ulcers, which when they can be come at, are either exceeding difficult to cure, or are sometimes incurable. Or if it falls upon the bones, and brings on gnawing pains in the limbs, with violent nocturnal pains, like those which attend the venereal disease, and at last produces nodes, exostoses, and caries in the bones, which in time eats them away, and the patient after continuing a long time, sometimes years, in this miserable condition, at last dies torpid. This is a most deplorable case! But if it be taken, when they have only the external ulcers, and before the pains in the bones, with nodes, exostoses, and caries come on and seize them, it may sometimes be cured by the following method, which has sometimes succeeded when a salivation has failed. A salivation may be tried in some cases; but if it does not bring the ulcers to digest and heal, proceed no farther, but give the following:

℞ Sulph. antimon. præcipit. ʒijss. mercurii calcinat. levigat. ʒss. gum. guaiac. pulv. ʒiij. bals. guaiacin. q. s. camphorii pulv. ʒij. misce, fi. pil. lxxx. de quibus capiat æger tres omni nocte, hora decubitura, insuperbibendo decoctionis sequentis ʒv.

℞ Rad. sarsaparil. ʒiij. cort. sassafræ ʒj. sal. nitri ʒss. misce, coq. in aq. pur. lbij. ad lbij. et cola, colaturæ adde aq. juniperi comp. ʒiss. sacchar. alb. q. s. misce, fi. decoc. ut supra sumenda.

℞ Vini antimonial. ʒj. tinct. aromatic. ʒij. misce, capiat gut. l. omni mane, et hora quarta postmerid. in ʒv. decoct. supra præscript.

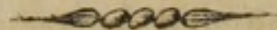
And the ulcers may be dressed with this:

℞ Ung. basilic. flav. ʒj. mercurii corrosiv. rub. levigat. ʒi. alum. usti pulv. ʒss. misce, fi. bals. digest.


And when the ulcers are clean, and begin to incarn, and tend to cicatrize, they may be dressed with this, till they are perfectly healed, and well.

℞ Empl. commun. cum gum. e minio una ʒss. mercurii corrosiv. rubr. ʒij. alum. ust. pulv. ʒss. misce, fi. empl.

But when the bones are affected with nodes, and are become carious, and are in part eaten away; which most commonly happens to such bones as are of the most spongy nature, as are those of the metacarpus and fingers, and metatarsus and the toes, and the spine, with the epiphases of the other bones, the case is deplorable and incurable; nor will amputation avail even when it is in the hands, feet, or in such parts where that operation can be performed; because the humor will soon fall upon some other parts, and produce the same effects.



OF THE IMPETIGO OR RING-WORM.



THE impetigo is a cutaneous disease, which was well known to the ancient Greek and Arabian physicians, and is more or less frequent still in most other nations; but it is usually so mild and so easily cured in the colder northern countries, that it may be thought unnecessary to say any thing of it here.

But it is so frequent, and so much worse, and so very troublesome and disagreeable as well as painful a disease, in the West India islands, and in that part of the continent of America, which is situated in, or near the torrid zone, that it may not only be said to be indigenous to them, but is often difficult to be cured.

We are told by some of the first voyagers into this part of the world, that the original natives of these islands were then and still are so subject to a cutaneous disease, which is either this, or one which very much resembles it, which they call in their language a cowrap; that they have a tradition among themselves, that one of the seven first peo-

ple that were created when the world was first made, (for so many they say were at first created) was a cowrap.

From this tradition we may however conclude that it is a disease, at least among them, almost as ancient as the race of mankind. Though we do not find that they had any of the before described diseases, which are indigenious to Africa, and have been imported with the African negroes from thence, to these western parts of the world; though these parts are as warm as Africa is.

This disease first appears, without any previous sickness or pain in any part of the body, in some in one part, in others in another part, first in many small pustulæ or pimples, clustering together, most commonly in or near to a circular form, the bigness of a sixpence or shilling, of a reddish colour, and contain a small quantity of clear, acrid, saline lymph; but they soon spread, sometimes to be as large as the breadth of the hand, or broader, and itch most intolerably, especially upon the persons putting off his clothes at night, often to such a degree that human resolution is not able to restrain their hands from scratching; and that or rubbing them briskly, breaks the small pimples, and the acrid lymph oozes out, and causes a heat and smarting, and then it dries upon the skin, and forms whitish scales or scabs, which upon rubbing or scratching fall off again, and are daily renewed in the same manner, with the same symptoms of itching, &c. Thus they increase and spread to various parts of the body; and sometimes they will leave one part of the body and remove to another part, without any remedies being applied. And in this state the disease will continue for many years, and probably would remain during the patient's life, if not removed by proper remedies.

This is truly a cutaneous disease, and is thought by many to be contagious, and probably it may be so in its most virulent state; and whether it arises from small animalculæ, like or somewhat different from the handworm, which is said to cause the itch, or it arises from the heat of the climate which so exalts and semivolatilizes the salts and oily particles of the animal fluids, as to change them from their soft bland semiammoniacal state, to a semivolatile, acrid nature, which obstruct the sudorific ducts and

perspiratory pores of the skin, where being retained, they are, by the heat of the body and the climate, still rendered more acrid and corroding, and so stimulate the obstructed ducts and pores, as to produce those small pimples and the almost intolerable itching, and those being broken and torn by scratching, the acrid lymph oozes out and forms the scaly scabs; and this being daily repeated increases the acrimony of the humors, and the spreading of the disease to other parts of the body. And when the disease is suffered to continue a long time, as it is sometimes for years, the lymph discharged becomes so very acrid that it corrodes the parts affected deeper, and expands them larger, and at last degenerates sometimes into a herpes exedens. For this is only a more virulent and malignant degree of the impetigo.

This being sufficient to produce this disease, without supposing any animalculæ, it is not necessary to multiply causes, at least till such are discovered by microscopical observation; since nature is observed not to multiply them where one is sufficient, and the remark made on the acrimony of the sweat, &c. before, is sufficient to confirm this. Wherefore the intentions of cure are to attenuate, break, and dissolve those viscid, saline, acrid moleculæ which are detained in, and obstruct those sudorific ducts and perspiratory pores, in the parts affected, so that they and the obstructed fluids may be regularly exhaled and carried off.

Now it is well known, that of all the medicines, whether vegetable, animal, or mineral substances, that we are yet acquainted with, mercury is a body which is the most peculiarly adapted and fitted to answer these intentions of cure (whether the disease proceeds from these causes, or from the supposed animalculæ) by its great gravity and easy divisibility into the minutest spherical particles; and long experience has also confirmed this.

It may be thought by some persons, that some evacuations, as bleeding and purging, may be necessary, before we either give mercury internally, or use it externally; but unless a plethora indicate them, they are neither of any service in this, nor in some other cutaneous diseases;.

and purging may divert the mercurials from the skin, where they are intended to act, towards the intestines afterwards, and so do hurt.

If the disease is recent, and has neither continued long, nor spread much, nor the humors become very acrid, it is most commonly very easily cured, even with a little sulphur either mixed with a little unguent. simplex, or with a little diapalma made into a plaster and applied to the part affected; or if that be washed with a lotion made with rad. hellebori albi and a little vitrioli albi infused in water, and a few doses of lactis sulphuris taken inwardly, at the time of using them. But if the disease has been neglected, and has continued a long time, so that it is become inveterate, and the lymph or serum which it discharges is become very acrid and corroding, or where it is degenerated into a herpes exedens, it is difficult to be cured; and applying any unguents, lotions, or any repelling medicines topically, without giving proper internal medicines at the same time, may be, nay, have been attended with bad consequences; for some who have injudiciously made use of such repelling applications, have turned that acrid humor upon the bowels, or the lungs, or on the vital parts, which have produced very bad consequences.

Wherefore though the slight easy things above-mentioned may cure it when it is moderate and recent, in some constitutions; yet when it has continued a long time, and the humor is become very acrid, and the constitution bad, more powerful and active remedies are required: and I have found something of the following kind to be the most successful.

℞ mercurii calcinat. subtilis. levigat. ℥i. sulphur. antimon. præcipitat. ℥iv. vel. v. gum. guaiac. pulv. ℥j. bals. guaiacin. q. s. misce, fi. pil. xl. de quibus capiat æger duas omni nocte hora decubitura.

℞ vini antimonial. ℥i. tinct. aromatic. ℥ss. m. capiat. gut. lx. omni mane in haustu infusionis rad. sarsaparillæ.

Where the constitution of the patient is pretty strong and the disease inveterate, he may take the same after the pills at night also; and after he has taken them sev-

en or eight days, he may begin to anoint the parts affected with a little of the following every other night, till he has used it four or five times, and continue the use of the above pills and drops at the same time: and if any appearance of the spots remain, or return, may just touch them with a very little of the ointment again, till they are perfectly well. And if these pills and drops move the belly more than once or twice (at most) a day, I usually give extract. thebaic. gr. ss. with each dose of the pills, or so much as may be found necessary to stop the purging; in order that they may be carried into the circulating fluids, and have their proper effect upon them, and correct and alter the acrid humors.

It is well known that secrets and nostrums have been greatly extolled and quacked upon the public, as infallible remedies for this disease; as the terra macke-machee among the Spaniards; an infusion of the radix hellebori albi, with a little alkaline salt in water, and a little milk added to disguise it, by the French; and several more have been strongly recommended by others, but they all in general prove ineffectual, except in a chance case where the disease is moderate and recent.

However I must for the good of the public, at least in these parts, recommend the use of the flowers of a shrub, which is frequently found growing in many parts of this island, and has been found by repeated experience, to be much more effectual in the cure of this very troublesome though seldom dangerous disorder, than any of the above-mentioned nostrums; and is said, by some persons, to have succeeded when the mercurials in various forms have failed, for which reason I shall describe this shrub here below,* that it may be more publicly known, and

* Sir Hans Sloane has described this shrub in his nat. history of Jamaica, and calls it, *juglandis folio, fruticosa, siloquosa, foliis pinnatis, costa media membranulis utrinque extantibus alata, siliqua quadrangula alata*: and is here vulgarly called the French guava bush; though it is nothing of the nature of a guava, nor any similitude to it, except its leaf, which much more resembles that leaf, than it does the walnut.

brought into more frequent use: they usually rub the parts affected with the impetigo, with the whole flower, or with the flowers reduced into a fine pulp in a marble mortar, very well for two or three nights, and again afterwards if any spots or roughness remain or return, and it seldom or never fails to remove and effectually cure this troublesome and very uneasy disease; especially if the above pills and drops are taken at the same time though the disease be inveterate and obstinate.

This shrub is an annual shrub, and usually rises to the height of four, five, or six feet high; and is of the class of the heptandria monogynæa of Linnæus: it has many small woody branches, its leaves stand on short stems opposite to each other, and are shaped like the leaves of the guava-bush; (*malo punicæ affinis pomifera* of Sir Hans Sloane) the flowers are many, and stand on the ends of the branches, near to each other, which seem to form one oblong large flower, of an orange-yellowish colour, and an uncommon shape (to which I think the botanists have not given a name) which afterwards open and are a little more yellow: the perianthum consists of one large orange-coloured petal, and five more on the side next the stem which are smaller, and of a bright yellow colour, and seem to make a part of the corola: the corola consists of five petals within the perianthum, of a bright yellow colour when open, and of an ovato-lanceolate figure: the stamina are seven, two larger shaped like the seeds of the *fœniculi dulcis*, but a little larger, a third slenderer and somewhat longer, and four small ones at the bottom of the calyx. The pistil is much longer than the stamina, and is curvated downwards: the germen is long and of a square figure, the style something shorter, and the stigma small, consisting of one small aperture.

The fruit is the pistil enlarged into the form of a long pod, four, five, or six inches long, with a wing running on each side of the pod, from one end to the other, which gives it a square figure, and is first green but when ripe of a brown blackish colour, and contains a great number of small flattish cordated seeds, of a dark brown colour, with semi-valves between each.

And as neither the name which is vulgarly given it here, nor yet that given it by Sir Hans Sloane, are proper or suitable, shall we call it *Αντιλεχην*, Antileichen, as it expresses its medicinal virtues?

INDEX.

A

	Page
ANIMAL Fluids rendered acrid by the heat of the climate,	8
Air in Barbadoes, description of, - - - -	9
Antiphlogistics, the most powerful, - - - -	28
Aphthæ in children, - - - -	17
—— their method of cure, - - - -	19, 20, 63
Aphthoides Chronica, a new disease, its symptoms described,	199
—— its method of cure, - - - -	206
Angina Inflammatoria, its method of cure, - - -	26, 27

B

Barbadoes, a short description of, its air, water, and situation, - - - -	5, 6
Blood less sizzly there in inflammatory diseases, than in colder countries, - - - -	15, 16
Bark, Peruvian, its bad effects in remitting fevers, -	20
—— in intermitting fevers with obstructions in the viscera, causes irremovable obstructions, - - - -	20, 21

C

Climate, hot, in Barbadoes its effects, - - - -	6, 10
Children clothed too warm when young, - - - -	10
Catarrhus fever frequent, - - - -	19, 25, 26, 55, 59, 62
Catarrh suffocating, - - - -	25, 96
Catarrhus Fever, with an uncommon imperfect crisis on the leg, - - - -	54
Cough, hooping, is a contagious disease, - - - -	35, 36
—— how cured, - - - -	36, 37
Cough, an unusual one, how cured, - - - -	48
Cholera Morbus described, - - - -	17, 38
Chicken-pox, - - - -	55

INDEX.

D

Dress, the English not so convenient in a hot climate as the Oriental, - - - - -	10, 11
Diseases peculiar to that climate, - - - - -	12
Diseases, inflammatory, frequent there, - - - - -	15
Dysenteries, frequent and epidemical there after much rain, - - - - -	17, 22, 146
————— their cure, 22, 23, 37, 38, 48, 50, 53, 57, 58, 63, 69, 71, 73, 75, 86, 87, 89	
Dysentery, its cause, &c. - - - - -	146
————— its method of cure, - - - - -	151
Dry Belly-ache, its cause, &c. - - - - -	132
————— its method of cure, - - - - -	137, 138
————— when attended with inflammation, 34, 55, 56	
Diarrhœa Alba, an uncommon one described, &c. - - - - -	75
Disease, an unusual one, seizing the heads of children there, 74	

E

Efflorescences, strangers subject to them when they first come, 6	
————— erroneously ascribed to the biting of the musquetoës, - - - - -	7
Exercise, what proper in that climate, - - - - -	11
Essera. (See Prickly-heat) - - - - -	7, 58
Ephemera Fever described, - - - - -	52
Elephantiasis, its symptoms, &c. - - - - -	218
————— its method of cure, - - - - -	223

F

Fevers, inflammatory, frequent, 28, 30, 34, 36, 39, 40, 88	
Fever, slow nervous, - - - - -	30
————— its method of cure, - - - - -	31, 32, 35, 37, 39, 42, 43
Fever, putrid, bilious, or yellow fever, - - - - -	105
————— its cure, - - - - -	114, 32, 34, 39
————— continued remitting, - - - - -	20, 21, 49, 65, 66, 67, 71
—————s, tertians and quartans, rarely seen there, unless brought thither, - - - - -	20
————— ephemera, - - - - -	52
————— irregular ingeminated, - - - - -	90
————— depuratory, with an uncommon crisis, 78, 80, 84, 86, 87	
————— of the eresipelatose kind, - - - - -	82, 84
Febricula, - - - - -	53
Flux and Reflux of the sea, an unusual one caused by an earthquake, - - - - -	60

INDEX.

G

Gout anomalous, - - - - -	51, 57, 58, 64
Of the Guinea Worm, - - - - -	228, 230

H

Hæmorrhoids, - - - - -	72
Hæmorrhage, an uncommon one from the intestines,	74
Hemeralopia described, - - - - -	216
———— its method of cure, - - - - -	216

J

Jaundice, an uncommon one seizing children, - -	46
---	----

L

Leprosy of the Arabians described, - - - - -	232
———— its method of cure, - - - - -	237
———— of the joints, - - - - -	241
———— its method of cure, - - - - -	243

N

Nyctalopia, - - - - -	213
-----------------------	-----

O

Opisthotonos and Tetany, - - - - -	64, 159
———— their method of cure, - - - - -	167
Ophthalmies frequent, - - - - -	71

P

Peripneumony, - - - - -	27, 35, 37, 39, 55, 77, 81, 82
Pleu-peripneumony, - - - - -	37, 38, 81
Pleurisies, - - - - -	28, 33, 39, 40, 55, 77, 81
Paraphrenites, - - - - -	40, 77
Prickly-heat, or Essera, - - - - -	8, 58
Pox, Small, - - - - -	16
———— Chicken, - - - - -	55

R

Rain, very much fell, - - - - -	46, 53
Rabies Canina described, - - - - -	177
———— its symptoms in dogs, - - - - -	179
———— its symptoms in men, - - - - -	181
———— its prophylactic method of cure, - - - - -	185
———— its therapeutic method of cure, - - - - -	192

INDEX.

Of the Ring-worm, - - - - -	255
——— its method of cure, - - - - -	256
Rheumatism, inflammatory, - - - - -	33, 79

S

Solids, Animal, much relaxed by heat, - - - - -	9
——— the benefit from it, and disadvantages, - - - - -	10
Synochus Febris, - - - - -	24
Sal ammoniac and nitre the best attenuants and antiphlogis- tics, - - - - -	28, &c.

T


Tetany and its method of cure, - - - - -	64, 65, 167, 159
--	------------------


U

Urine, no sediment in it in fevers in this climate, or judgment to be formed by inspecting it, - - - - -	20, 67
---	--------

Y

Yaws described, - - - - -	245
——— their method of cure, - - - - -	249





Med. Hist.

WZ

270

H649e

1811

C.1

