

**A treatise on the management of female complaints, and of children in early infancy / by Alexander Hamilton, M.D. ; Professor of midwifery in the University, and Fellow of the Royal College of Physicians, and of the Royal Society, of Edinburgh, &c.;**

### **Contributors**

Hamilton, Alexander, 1739-1802.  
Monro, Alexander, 1733-1817  
Campbell, Samuel, 1765-1836  
National Library of Medicine (U.S.)

### **Publication/Creation**

New-York : Printed and sold by Samuel Campbell, no. 37, Hanover-Square, MDCCXCII [1792]

### **Persistent URL**

<https://wellcomecollection.org/works/evww8rwh>

### **License and attribution**


This material has been provided by This material has been provided by the National Library of Medicine (U.S.), through the Medical Heritage Library. The original may be consulted at the National Library of Medicine (U.S.) where the originals may be consulted.

This work has been identified as being free of known restrictions under copyright law, including all related and neighbouring rights and is being made available under the Creative Commons, Public Domain Mark.

You can copy, modify, distribute and perform the work, even for commercial purposes, without asking permission.

**wellcome  
collection**


Wellcome Collection  
183 Euston Road  
London NW1 2BE UK  
T +44 (0)20 7611 8722  
E [library@wellcomecollection.org](mailto:library@wellcomecollection.org)  
<https://wellcomecollection.org>






**NATIONAL LIBRARY OF MEDICINE**

**Washington**

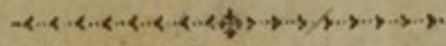






6404

A  
 T R E A T I S E  
*Prof.* ON THE *Gunbar*  
 M A N A G E M E N T  
 O F  
 F E M A L E C O M P L A I N T S,  
 A N D O F  
 C H I L D R E N I N E A R L Y I N F A N C Y.



BY  
 ALEXANDER HAMILTON, M. D.

PROFESSOR OF MIDWIFERY IN THE UNIVERSITY, AND FELLOW OF THE ROYAL COLLEGE OF PHYSICIANS, AND OF THE ROYAL SOCIETY, OF EDINBURGH, &c.

---

*A new edition, with large improvements.*

---

NEW-YORK:  
 PRINTED AND SOLD BY SAMUEL CAMPBELL,  
 No. 37, HANOVER-SQUARE.

---

M D C C X C I I .

To  
ALEXANDER MONRO, M.D.

PROFESSOR OF MEDICINE, ANATOMY, AND  
SURGERY, IN THE UNIVERSITY OF  
EDINBURGH

FELLOW OF THE ROYAL COLLEGE OF  
PHYSICIANS, AND OF THE ROYAL SO-  
CIETY OF EDINBURGH.

FELLOW OF THE ROYAL ACADEMY OF  
SURGERY IN PARIS &

WHOSE EMINENT ABILITIES HAVE NOT ONLY  
CONTRIBUTED TO ENRICH THE SCIENCE  
OF THE UNIVERSITY

BUT HAVE ALSO CONSIDERABLY ADVANCED  
THE PROGRESS OF MEDICAL KNOWLEDGE.

THE FOLLOWING SHEETS

ARE OFFERED,

A TESTIMONY OF RESPECT AND REGARD,

THE AUTHOR



TO

*ALEXANDER MONRO*, M D.

PROFESSOR OF MEDICINE, ANATOMY, AND  
SURGERY, IN THE UNIVERSITY OF  
EDINBURGH,

FELLOW OF THE ROYAL COLLEGE OF  
PHYSICIANS, AND OF THE ROYAL SO-  
CIETY OF EDINBURGH,

FELLOW OF THE ROYAL ACADEMY OF  
SURGERY IN PARIS, &c.

WHOSE EMINENT ABILITIES HAVE NOT ONLY  
CONTRIBUTED TO EXTEND THE FAME  
OF THIS UNIVERSITY,

BUT HAVE ALSO CONSIDERABLY ADVANCED  
THE PROGRESS OF MEDICAL KNOWLEDGE,

THE FOLLOWING SHEETS,

ARE OFFERED,

A S

A TESTIMONY OF RESPECT AND REGARD,

B Y

THE *AUTHOR*.

6404



P R E F A C E

THE object of this work is to be found in the use of the method of the author, which is to be found in the first book of the same work.

ALTHOUGH the method of the author is not new, it is not to be found in any of the books of the same work. It is a method which is to be found in the use of the method of the author, which is to be found in the first book of the same work.

The particular department of the bearing of the author of the following method has been the subject of the author's researches, and the result of his researches is to be found in the first book of the same work.

In writing this book, the author has been assisted by the aid of the author, who has devoted himself to the study of the subject, and the aid of the author, who has devoted himself to the study of the subject, and the aid of the author, who has devoted himself to the study of the subject.

## P R E F A C E.

**T**HE objections commonly urged against works on medical subjects for the use of families, appear to be founded on partial views, illiberal prejudices, or the improper manner in which some books of that kind have been written.

**A**LTHOUGH the mode of cure of diseases in every case cannot be fully explained to people ignorant of the medical art, as no invariable rule of practice is applicable to the same disorder in different constitutions, it will not be denied, that directions can be given by which the progress of many complaints may be retarded, and the causes of not a few guarded against.

**T**HE particular department of the healing art in which the author of the following sheets has been engaged for upwards of thirty years, afforded him frequent opportunities of regretting the want of a work on the management of **FEMALE COMPLAINTS**, calculated to fulfil these important purposes. He was therefore induced, about ten years ago, to publish a work of that nature.

**I**N correcting it for a third edition, within these few months, he perceived that many improvements might be made, which would render it more extensively useful than formerly; but he found that these could not be introduced without altering completely the form and style of the book. The importance of the object rendered him insensible to the difficulty of the undertaking; and the aid which he derived from an assistant, who has devoted himself for several years to the same line of profession, (his own son), encouraged him to proceed with the task.



THE following sheets, containing directions for the Management of FEMALE COMPLAINTS in every period of life, and for the Treatment of Children in early Infancy, it is hoped, are now adapted for general use.

THROUGH the whole work, the author has carefully endeavoured to point out the nature of the several diseases of which he treats, to shew the circumstances from which many complaints originate, in order that they may be guarded against, and to distinguish those cases which may be safely trusted to the management of the patients themselves, from those which require the attendance of a medical practitioner.

ALTHOUGH he has not failed to avail himself of those observations of others which are confirmed by his own experience, he has avoided references to other books; because, in general, it would be improper to refer those for whom this work is intended to medical authors.

The style of the following sheets is simple. Elegance and meanness of language would have been equally inadequate to the subject. Perspicuity, being the most essential object, has been always studied. Technical terms have therefore never been employed; and the few foreign words which are used are either universally understood, or may be very easily learned. They are only substituted for English expressions which are thought to sound harshly to delicate ears.

As the nature of the disorders incident to mankind cannot be explained to those who are totally unacquainted with the structure of the human body, a view of that interesting subject, rendered intelligible by being divested of terms of art, and by the rejection of minute anatomical disquisitions, is exhibited in the Introduction.

THE observations in the First Part of the Management of Female Complaints relate to all the diseases which



which occur in the unimpregnated state, and include also the changes in consequence of pregnancy. In the Second Part, the treatment of the complaints during child-bearing is detailed; and in the Third Part, directions are given for the management of lying-in women.

MANY of the observations are illustrated by cases; but, for obvious reasons, the names of the parties are concealed. The author's character, it is hoped, will protect him from any censures on this necessary precaution.

THE great mortality of children, especially in large cities, probably originates principally from the neglect of those attentions which the state of infancy requires. The first chapter on the Management of Children comprehends, therefore, those rules for their treatment which experience has proved to be the most effectual means for preventing diseases. In the other chapters, the complaints which occur most commonly during the period of nursing are described, and the mode of cure directed.

THE popular names of diseases are in general adopted; but the scientific appellation is also commonly added.

THE Appendix contains Forms of Medicines adapted for the diseases detailed in the book, Directions for consulting medical Practitioners, by letter, and Hints for the choice of a Nurse.

THE publication which gave origin to the present work, was intended as a text-book for the author's female pupils, as well as for the use of families. But as many subjects absolutely necessary in the former view must be very improper in the latter, he has placed these in a small *Syllabus*, for the sole use of Midwives attending his lectures. By this arrangement, every indelicate discussion is avoided in the following sheets.

EDINBURGH, }  
April 2, 1792. }



# C O N T E N T S.

	Page
INTRODUCTION,	13
Materials of which the body is composed,	ib.
Solids,	14
Fluids,	20
General observations on the solids and fluids,	25
Anatomical structure of the human body,	26
Structure of the skin,	ib.
Head,	28
Trunk,	38
Belly,	49
Extremities,	62
General observations on the structure of the body,	66
MANAGEMENT OF FEMALE COMPLAINTS.	
P A R T I.	
CHAP. I. Of the circumstances in the structure of women which constitute peculiarity of sex,	68
Sect. 1. Of the breasts,	69
Sect. 2. Structure of the bason,	70
Sect. 3. Of the uterine system,	73
Sect. 4. Of the periodical evacuations,	76
CHAP. II. Sexual diseases,	79
Sect. 1. Deviations in the form of the bason in consequence of disease,	80
Sect. 2. External sexual diseases,	82
Case 1.	ib.
Sect. 3. Descent or bearing down of the womb, and protrusion of the vagina,	86
Sect. 4. Tumours in the vagina and womb,	89
Case 2.	90
Sect. 5. Cancerous affections of the womb,	92
Sect. 6. Dropsy of the appendages of the womb,	93
Case 3.	94
Sect. 7. Irregularities of the periodical eva- cuation,	98
Sect. 8. Sexual weakness,	105



	Page
Sect. 9. Sterility,	108
Sect. 10. Hysterical affections,	109
CHAP. III. Pregnancy,	112
Sect. 1. Changes produced on the womb by impregnation,	ib.
Sect. 2. Contents of the womb during preg- nancy,	115
Sect. 3. Signs of pregnancy,	120
Case 4.	122
Case 5.	125
Sect. 4. Circumstances which induce symp- toms resembling those of pregnancy,	128
Case 6.	131
Sect. 5. Diseases incident to the early months of pregnancy,	ib.
Sect. 6. Diseases incident to women during the latter months of pregnancy,	148
Case 7.	150
Sect. 7. Convulsions during pregnancy,	152
Case 8.	153
Sect. 8. Discharge of blood from the womb during pregnancy,	154
Sect. 9. Abortion,	158
Case 9.	161
Case 10.	163
Sect. 10. Rules and cautions for the conduct of pregnant women,	167

## MANAGEMENT OF FEMALE COMPLAINTS.

## P A R T II.

CHAP. I. Natural labour,	171
Sect. 1. Symptoms of labour,	172
Sect. 2. Management at the beginning of la- bour,	174
Sect. 3. Means by which the child is expelled,	176
Sect. 4. Management necessary during ex- pulsion of the child,	179
Sect. 5. Means by which the appendages of the child are excluded,	181
Sect. 6. Assistance necessary during exclu- sion of the after-birth,	182



	Page
Case 11.	184
Sect. 7. General observations on natural labour,	185
CHAP. II. Lingering labours,	187
Sect. 1. Labours rendered lingering by improper management,	ib.
Sect. 2. Labours rendered lingering by the position of the child,	189
Sect. 3. Labours rendered lingering by the form of the woman,	190
CHAP. III. Difficult labours,	192
Sect. 1. Labours rendered difficult by the particular structure of the child,	193
Sect. 2. Labours rendered difficult by improper treatment,	195
Sect. 3. Labours rendered difficult by the form of the woman,	197
Sect. 4. General observations on lingering and difficult labours,	199
CHAP. IV. Preternatural labours,	202
Sect. 1. Preternatural labours where the life of the patient is exposed to no danger,	ib.
Case 11.	204
Case 12.	205
Sect. 2. Preternatural labours where the life of the patient is exposed to danger,	206
Sect. 3. General observations on preternatural labours,	208
CHAP. V. Labours where there is more than one child,	209
Sect. 1. Means by which the existence of twins may be ascertained,	210
Sect. 2. Management in cases of twins,	212
Case 13,	213
CHAP. VI. Labours complicated with circumstances productive of danger to the child or patient,	214
Sect. 1. Labours where the life of the child is exposed to danger,	215
Sect. 2. Labours attended with convulsions,	217



Sect. 3. Labours attended with a discharge of blood from the womb,	218
Sect. 4. Consequence of the retention of the after-birth,	219
Case 14.	220

## MANAGEMENT OF FEMALE COMPLAINTS.

## P A R T III.

CHAP. I. Treatment of women after delivery,	222
Sect. 1. State of women after delivery,	ib.
Sect. 2. Regulations concerning the dress, air, and exercise, proper for lying-in women,	226
Sect. 3. Regulations respecting the diet of lying-in women,	229
Sect. 4. Regulations of the mind of lying-in women,	232
Sect. 5. Management of the breasts,	233
Sect. 6. Medicine necessary during lying-in,	236
CHAP. II. Complaints which occur after delivery,	238
Sect. 1. Injuries in consequence of delivery,	239
Sect. 2. Faintings after delivery,	241
Sect. 3. After-pains,	242
Sect. 4. Irregularities of the lochial discharge,	244
Sect. 5. Diseases of the breasts,	246
CHAP. III. Fevers which occur in the child-bed state,	251
Sect. 1. Fevers from inflammation of the womb,	252
Sect. 2. Irregular feverish attacks,—weed,	256
Sect. 3. Eruptive or Rash fever,	260
Sect. 4. Malignant child-bed fever,	264

## MANAGEMENT OF CHILDREN IN EARLY INFANCY.

(Introduction),	269
Differences in the structure of new-born children from that of grown persons,	270
CHAP. I. Management of Infants, with respect to cleanliness, cloathing, food, air, and exercise;	273
Sect. 1. Cleanliness,	274



	Page
Sect. 2. Cloathing of infants,	276
Sect. 3. Nutrition of infants,	278
Sect. 4. Air, exercise, &c.	283
CHAP. II. Disorders incident to new-born children,	287
Sect. 1. Means which ought to be used for the recovery of still-born children,	288
Sect. 2. Retention of the Meconium,	293
Sect. 3. Original imperfections,	294
Sect. 4. Injuries in consequence of birth,	297
Sect. 5. Ulcerations and excoriations,	299
Sect. 6. Ruptures,	301
Sect. 7. Swelling of the breasts,	302
CHAP. III. Complaints which occur most frequently within three or four months after birth,	303
Sect. 1. Sore eyes,	304
Sect. 2. Red gum,	305
Sect. 3. Yellow gum,	307
Sect. 4. Thrush,	309
Sect. 5. Bowel complaints,	314
Sect. 6. Convulsions,	320
Sect. 7. Smallpox by inoculation,	324
CHAP. 4. Diseases which occur between three and four months after birth and the period of weaning,	334
Sect. 1. Milk blotches,	ib.
Sect. 2. Teething,	337
Sect. 3. Infantile fevers,	340
Sect. 4. Croup,	341
Sect. 5. Directions respecting the method of weaning children,	343

## A P P E N D I X.

Forms of Medicines,	346
Directions for those who consult a physician by letters,	356
Hints respecting the choice of a nurse,	358

IN-



## INTRODUCTION.

**T**HE structure of the human body, it is universally allowed, ought to be well understood by those who attempt to obviate or cure diseases.—A partial knowledge of anatomy, however, it has been imagined, is sufficient for those who practise Midwifery.

This idea must be erroneous, for the several organs are so intimately connected with each other, that the structure of any particular one cannot be explained, without a reference to that of others.

A view of the mechanism of the human body must suggest to the practitioner of midwifery the necessity for that guarded caution in practice which cannot be too much inculcated, and may perhaps prevent many of those unfortunate accidents which ignorance of the delicacy and complication of the several parts of the human system has frequently occasioned.

A short sketch, therefore, of the ANATOMY of the HUMAN BODY, it is presumed, will be considered a proper introduction to the subject of the following sheets; it will not, it is hoped, prove unacceptable to those for whom this work is intended, as it will illustrate many of the remarks which must be occasionally made.

### MATERIALS OF WHICH THE BODY IS FORMED.

**T**HE human body is composed of certain general principles, by a combination of which the various organs necessary for the purposes of life are



are constructed. These have been divided into Solids and Fluids.

### S O L I D S.

The solids consist chiefly of Nerves, Vessels, Flethy parts, Bones and their appendages, and an insensible substance, which envelopes, connects, or enters into the composition of all the other solids, called, from its structure, Cellular substance.

**NERVES.**—The Nerves are white glistening cords, originating, and probably deriving their power, from the Brain, and its appendages.

The motion and sensation of the different parts of the body depend so much on the nerves, that when the principal nerve of any organ is cut thro' or very much compressed, the sensation and functions of that organ are completely destroyed.

Every part of the body, therefore, owes its sensibility to the nerves which it possesses; and all the motions of the different organs, from the most minute to the most considerable, are performed by means of the nerves.

Besides these *general* properties of the nerves, they have some *particular* powers; for it is through their medium that the actions of the senses are accomplished. Thus, on the nerves of the eye and of the nose, the senses of Seeing and Smelling depend; for the nerves being destroyed, the senses no longer exist.

To the powers of the nerves, therefore, every function of the body must be attributed. It is not however, ascertained in what manner they act; it will probably remain one of those mysteries which man is not permitted to explore.

**VESSELS.**—The vessels of the human body  
are



are very numerous ; they are of different sizes and forms, and have different uses assigned them. Some are intended to convey to the blood what is necessary to supply its constant waste ; others carry the blood itself to all the various parts for the purposes of nutrition ; some prepare it for that purpose, and others distribute it in a prepared state to the different organs of the body. All the vessels may therefore be arranged under the denomination of the Absorbent, Circulatory, Secretory, and Excretory.

The ABSORBENT VESSELS are extended over the surface and the cavities of the body ; they are of different sizes ; many of them are scarcely visible ; they are very strong, although so thin as to be transparent.

The absorbent vessels all open on the surface of the body, and of its several cavities, by extremities so small, that their structure cannot be ascertained. They are, however, capable of absorbing fluids, which they convey to a general reservoir, (to be afterwards described,) and which are prevented from returning, by having, in their course, numerous valves, which allow the passage of the fluids in the direction of the general reservoir, and prevent their return.

The absorbent vessels have been divided, from the appearance of their contents, into *Lymphatics* and *Lacteals*. The Lacteals are confined to the belly ; the Lymphatics are distributed over the rest of the body.

In the course of the latter vessels, round the bodies of a red or brown colour, larger in children than in grown persons, called *Conglobate glands*,



are found. Their functions have not yet been satisfactorily explained; therefore it is unnecessary to describe their structure minutely.

CIRCULATORY VESSELS are those which carry the blood to the different parts of the body, and return it from the same parts to its general reservoir, the HEART. Those which perform the former purpose are styled ARTERIES, and those designed for the latter, VEINS.

The *Arteries* are thick, strong, cylindrical tubes, possessing a power of pushing forwards their contents; by which means an alternate contraction and dilatation takes place, which occasions that peculiar action, termed the PULSE. By this the arteries are distinguished from the veins in the living body.

The arteries terminate principally in two ways, in Exhalents and Veins.

The structure of the Exhalent vessels is so minute, that it is imperfectly known. Their uses, however, are evident; for they serve the important purposes of supplying a fluid which moistens all the internal parts of the body; and they assist to throw off the impurities of the blood by what is termed *Insensible perspiration*.

The *Veins* are considered to be reflections of the arteries. They return the blood from the different parts, and generally accompany the course of the arteries. They are so transparent, that the blood can be perceived of a bluish colour through them. They possess, like the absorbents, *valves*, which prevent the blood from turning out of its course towards the heart; and they have no pulsation.

In other respects the veins resemble the arteries.

The



The **SECRETORY VESSELS** are those which are destined for preparing from the blood the various fluids which are necessary for the preservation of the different functions of the human body.

They are merely modifications of the blood-vessels, nerves, and lymphatics, known by the name of **GLANDS**. Some of these are simple in their structure; for being hollow, and receiving a great quantity of blood-vessels, they seem merely adapted for the stagnation of the blood, which is either afterwards forced through an opening, by the pressure of some of the neighbouring parts, or taken up by a particular apparatus for that purpose.

The more complicated glands, although they prepare different kinds of fluids, seem all to be of the same general structure. They are of different sizes, and consist of a vast number of blood-vessels, &c. wonderfully intermixed with each other, dividing into very minute branches, and formed into numerous small inequalities.

The **EXCRETORY VESSELS** proceed from these glands. Rising from innumerable small branches, they terminate in one or more trunks, and convey the prepared fluid to the parts for which it is designed.

By its vessels, therefore, the body is nourished, and its unnecessary or worn-out parts are carried off. Hence every part of the body must be supplied with vessels; though in some they are so very minute, that they are invisible.

**FLESHY PARTS.**—The fleshy parts of the body are divided naturally into portions of various forms, called by anatomists **MUSCLES**.

These are all found to be composed of an amaz-



ing number of very minute threads, intermixed with blood-vessels, by which they are generally of a reddish colour, and with nerves, by which their actions are performed.

The fleshy parts are destined for performing the different motions of the body; for which purpose, they are of various forms and sizes, and in various situations.

The manner in which the fleshy parts perform their actions is by the fibres or threads of which they are composed becoming shortened, which, as has formerly been observed, depends on the nerves.

The actions of most of the fleshy parts can be commanded by the WILL; and hence are called VOLUNTARY. The muscles not subject to the will are those on the actions of which life depends. With a power over these the Supreme Being has not thought fit to intrust man. These muscles perform the INVOLUNTARY actions of the body. As, however, the will is capable of increasing or diminishing some of *these actions*, a third kind of muscular power has been termed MIXED.

**BONES.**—The bones are the hardest and most solid parts of the body. They determine its shape; they support and move its various parts; and they afford, by the cavities which some of them form, safe lodgement for several important organs.

The bones are insensible, though furnished with minute nerves: they are, in the healthy state, of a whitish colour, tho' they have many small blood-vessels in their substance.

The appearance of the bones differs materially in their external and internal parts; for externally they are firm and solid, but internally they are  
hollow,



hollow, and of a structure resembling sponge or honey-comb. In consequence of this texture, they are less heavy, and much more strong, than if they had been solid.

The bones are connected to the fleshy parts of the body, and to one another. Although the motions of the body are performed by the *Muscles*, these cannot act without having a proper support; that, the *Bones* supply; while the *Nerves* communicate to the muscles the power of action.

APPENDAGES OF THE BONES.—Cartilage and Ligaments may be considered as the appendages of the bones.

CARTILAGE, or GRISTLE, is a white, solid smooth, and insensible substance, generally serving to connect the bones, and for the attachment of fleshy parts.

The LIGAMENTS are white, glistening, insensible cords, differing in shape and thickness in different parts. They serve to form, in some places to strengthen, the connection of the bones; and they also afford attachment to fleshy parts, where there are deficiencies in the bones.

CONNECTION OF THE BONES.—The bones are joined to each other in such a manner, that between some of them motion is allowed, while others are firmly united together. Hence the ARTICULATION of bones has been divided into MOVEABLE and IMMOVEABLE.

The MOVEABLE ARTICULATIONS are of various structures; for some are so formed as to admit of motion in every direction, some only backwards and forwards, and others from side to side.

The IMMOVEABLE ARTICULATIONS are formed



ed in one of two ways: The two bones are indented into each other, by cavities in one corresponding with protuberances in the other; or they are fixed firmly together by means of **CARTILAGES** or **LIGAMENTS**.

**CELLULAR SUBSTANCE.**—The various soft parts of the body are connected by an insensible substance, of a loose open texture, somewhat like net-work. Hence called **CELLULAR SUBSTANCE**.

Every part of this substance communicates with the other; from which circumstance, air, or any fluid, having access to one part of it, may be easily extended over the whole\*.

### F L U I D S.

The fluids of the human body may be arranged under the following classes.

1. The fluid formed by digestion, called **Chyle**.
2. The **Blood**.
3. The Fluids prepared from the **Blood**.

**CHYLE.**—The chyle is a white, milky-like, sweetish fluid, without smell or any active sensible quality. By it the blood, which is continually wasting, is supplied. On a due proportion, therefore, of the chyle, the nourishment of the body must depend.

**BLOOD.**—The common appearance of blood is familiar to every one. When taken from a living

\* It will occur to readers who have a previous knowledge of anatomy, that in the above description some of the solids are omitted, as the **INTEGUMENTS**, **HAIR**, and **NAILS**. These are referred to the description of the **PARTICULAR STRUCTURE** of the **BODY**.



ving person, as in the common operation of blood-letting, it appears at first of an uniform consistence, but after having remained some time at rest, it spontaneously separates into two parts, a *thin yellowish water*, and a *thick red jelly*. The former is of a *saltish taste*, and can be jellied by heat; the latter is composed of red parts, and a substance which jellies whenever it is placed at rest.

The proportion of these parts to each other differs in different persons, and in the same person, according to the state of health.

From the blood all the fluids of the body (except the chyle) are prepared.

FLUIDS PREPARED from the BLOOD.—These are prepared from the blood in two ways: either by simple separation, or by a certain power of the preparing organs, which cannot be referred to mechanical principles.

These fluids differ materially from one another. Some are watery, some slimy, and others coagulable, or oily. They may all be comprehended under the following classes.

The WATERY,

The SLIMY,

The GELATINOUS,

The OILY, and,

The MIXED FLUIDS.

WATERY FLUIDS.—Some of these fluids are necessarily thrown off from the body, from being useless or hurtful; and some of them are necessary for diluting the food and drink: the former are the URINE and PERSPIRABLE matter; the latter are the saliva, or spittle, and the fluid prepared by one of the bowels, called PANCREAS. To the watery fluids may be referred the TEARS.

URINE.



URINE.—The appearance of the urine is well known. It is, in the healthy state, of a saltish taste, and of a straw colour, with a sediment of the same colour, after having been passed for some time.

The appearance and quantity of the urine vary in different persons, according to the quantity and quality of their food and drink, and also in the same person, according to the state of health.

The PERSPIRABLE MATTER, when collected in quantity, is called SWEAT. It resembles urine in its taste and qualities; but has a different colour and smell, probably from being mixed with some other substance in its passage from the body.

The SALIVA, or SPITTLE, is of a clear limpid appearance, almost insipid, and more viscid than the urine or perspirable matter.

The saliva assists the organs of taste, preserves the power of the organs of speech, prevents the uneasy sensation of *thirst*, and probably serves some important purpose in digestion.

THE FLUID PREPARED by the PANCREAS is nearly similar to, and is thought to be of the same use in digestion with, the SALIVA.

TEARS.—The appearance of the tears is well known: they continually moisten the delicate organ the eye, without which vision would be injured.

SLIMY FLUIDS.—The slimy or mucous fluids differ from the watery ones in being more viscid, and from the gelatinous fluids, in not being coagulable by heat.

The slimy fluids are of a whitish colour, and are insipid to the taste. They serve to defend those organs which are adapted for the passage of air or fluids. Hence the nose, throat, &c. are constantly moistened with them.

GELATINOUS



**GELATINOUS FLUIDS.**—The gelatinous fluids resemble the mucous and some of the watery ones very nearly. They are distinguished from them by their becoming jellied when exposed to heat. The fluid which is found in the stomach and intestines belongs to this class. The whole cellular substance is moistened by a thin fluid, which has been imagined to be coagulable. Wherever this fluid is not furnished, the contiguous parts of the cellular substance grow together.

The **FLUID** in the **STOMACH** and **INTESTINES** resembles in appearance the **SALIVA**, but differs much in its qualities; for it has a saltish taste, and possesses the power of curdling milk.

This fluid is certainly a principal agent of digestion; but its manner of action has not been ascertained.

**OILY FLUIDS.**—The oily fluids consist of the **FAT**, **SUET**, **MARROW**, and **EAR-WAX**.

**FAT.**—The appearance of the fat in the dead body is familiar to every one. In the living body it is in the form of oil, inclosed in very minute bags, placed in the cellular substance.

The uses of the fat seem to be, to defend the several parts of the body from the effects of the cold and friction; to facilitate the action of the different soft parts, by lubricating them; to add to the beauty of the body, by making it every where smooth, and, in a certain degree, to nourish the body.

**SUET.**—A matter resembling suet, called by anatomists *sebaceous matter*, is prepared to defend those parts which are much exposed to the air or to friction, as the face, and armpits, &c.

The



The **MARROW** is a fluid of a fatty, oily, nature, quite fluid in the living body, more penetrating than the fat, and contained within the bones. It has been imagined that the marrow renders the bones less brittle than they would be without such a substance; and perhaps it may serve in some degree, like the fat, to afford nourishment.

The **EAR-WAX** is a dark-coloured oily fluid, of a very bitter taste. It defends the minute and delicate organ the ear from external injuries.

**MIXED FLUIDS.**—There are some fluids which differ in quality from all those already enumerated, and which therefore cannot be properly included in any of the above classes; such are, the **MILK**, the **BILE**, and the fluid which lubricates all the **JOINTS** of the body.

**MILK.**—The appearance of milk, and the different parts of which it is composed, (cream, whey, cheese, and a little sugar, to which it owes its sweetness,) are well known.

The qualities of milk are not always the same in the same woman; much less in any two women. They depend on a great variety of circumstances, more particularly on the health, diet, and mode of life.

Milk is designed for the nourishment of children in early infancy, and is only furnished by *women* after child-birth; though indeed a fluid resembling it in appearance may be squeezed from the breasts, sometimes in consequence of particular diseases, and sometimes even from the effects of mechanical powers applied to the breast.

The **BILE** is a yellowish fluid, of a bitter taste, resembling soap in its properties. It is prepared in order to be mixed with the food. By this means



means all the various parts of the food are combined, and the mass is rendered of an uniform nature, the bile mixing the watery and oily parts together, and correcting any tendency to acidity.

The FLUID which is found in the JOINTS is of a whitish colour, and of an oily, mucilaginous nature. It serves to lubricate the joints, by which the effects of friction are guarded against.

### GENERAL OBSERVATIONS ON THE SOLIDS AND FLUIDS.

FROM the slight sketch which has been given of the materials of which the human body is principally composed, it will be perceived, that the solids and fluids have a mutual dependence on each other.

Some of the solids serve to prepare and conduct the fluids; and these, in their turn, nourish the solids: hence every part of the body must be supplied with vessels; and as these cannot perform their actions without nerves, they must necessarily enter also into the composition of every part.

The fleshy parts of the body are all immediately or remotely connected with bones or cartilages: hence they have a firm support, and are rendered capable of performing the different necessary motions.

All the various parts of the body are connected to each other by the insensible cellular substance: consequently the external form of the body very much depends on it.

These observations render it unnecessary to enumerate particularly the vessels, nerves, fleshy parts, &c. of the different organs of the body. In



describing their structure, therefore, the general shape, appearance, and functions, of each part, require only to be explained.

## ANATOMICAL STRUCTURE OF THE HUMAN BODY.

**T**HE human body may be divided into the HEAD, TRUNK, and EXTREMITIES. All these parts, however, are contained within one covering, the SKIN. Its structure ought therefore, to be considered before that of any other part.

STRUCTURE of the SKIN.—The skin is composed of the scarf and true skin.

The scarf skin is that fine, transparent, insensible membrane, which, covering the true skin in its whole extent, forms the outer part of the body.

It is of different degrees of thickness in different parts, and has an infinite number of small perforations, to admit of the passage of the hairs, and of the exhalent and absorbent vessels. Its use is to defend the true skin.

The scarf skin is connected to the true skin by a jelly-like substance, on which the colour of the outside of the body principally depends: hence this substance is of a white or dusky hue in Europeans, and of a black or deep brown in negroes, mulattoes, &c.

This jelly-like substance is probably intended to serve as an additional defence to the true skin, and also to cover its inequalities.

The true skin lies immediately below the jelly-like substance. It is composed of a number of fibres, on which its elasticity depends, intermixed with



with a great many nerves, and different kinds of vessels.

The outer surface of the true skin is covered with small inequalities, which exhibit through the scarf skin the appearance of furrows. These inequalities are occasioned by various substances, as nerves, glands, and roots of hair.

The true skin is highly sensible. It forms one of the organs of the senses, that of *Touch*. This sense is more acute in the hands, and towards the points of the fingers, than in any other part; and is there defended by a transparent, horny-like substance, the nails.

The true and scarf skin are perforated by hairs: These are spread over all the outer surface of the body, except on the palms of the hands, and the soles of the feet; though their length is considerable only on particular parts.

The roots of the hairs are placed in the true skin, and are regularly organised parts, having minute vessels and nerves.

The hair on some parts, as on the head, &c. serves as an ornament to the body, to adorn which Nature has neglected nothing. In other parts it is more obviously useful, in defending delicate organs from external injury, as in the eye and nose; and over the surface of the body, it probably protects the tender orifices of the skin.

Over the surface of the skin innumerable small glands are found; some of which prepare the sweat already mentioned, which defends and softens the skin; and others are thought to contribute, along with the minute extremities of the arteries, to throw off the perspirable matter.



All the cavities in the human body are covered with a substance which has been thought to be a continuation of the *Skin*. This view, from its simplicity, may be adopted in a work of this kind, though it were not strictly conformable to the opinion of anatomists.

The skin, therefore, deprived of its jelly-like substance, consequently of a red colour, highly sensible, and furnished with an apparatus for pouring out slime to defend it from air and fluids, may be considered to enter into all the cavities of the body, and to form a lining for them.

### H E A D.

The head forms the uppermost part of the human body. It is joined to the trunk by the neck. It may be divided into the Head and Face, the limits of each of which are so familiarly understood, that they do not require being described.

The **HEAD**, *properly so called*, is merely an oval box, formed by a number of bones closely connected to each other, containing the brain and part of its appendages.

To the base of this box the neck is joined, and to one end the face.

**BRAIN.**—The brain is a soft, pulpy, white-coloured substance, which is deemed the source of the nerves. It occupies all the fore and upper part of the head. Its figure is irregular, and as from its structure no idea can be formed of its uses, it is unnecessary to describe its several parts.

**APPENDAGES** of the **BRAIN.**—The brain is connected by two continuations of its substance, in the form of cords, at its lower part, at the back  
part



part of the head, with a small organ, nearly resembling itself in substance, called the *Little Brain*.

The TRUE and LITTLE BRAIN unite at the base of the head, to form the substance from which all the nerves immediately originate. From this substance ten pair of nerves pass out, through small openings at that part of the head to which the face is attached. The continuation of the true and little brain then passes out at a large opening at the bottom of the head, to which the bones of the neck are joined, and constitutes what is called the *Spinal Marrow*.

FACE.—The form and situation of the face require no particular description.

The face of man exceeds that of every other animal, not only in the beauty of its colour, but in the variety of signs of the passions which it is capable of expressing.

The upper part of the face is called the *Forehead* or *Brows*. It differs in form in different persons. The skin with which it is covered can at pleasure be made to contract in a remarkable degree, in order to express some of the passions.

EYES.—The eyes are placed under the forehead, on each side of the root of the nose, lodged in a hollow formed by bones, and rendered soft by a quantity of fat, &c. By this means they are guarded from external injuries, from which they are more immediately defended by the eye-lids.

The upper half of the sockets in which the eyes are placed is surrounded by the eye-brows, which consist chiefly of a certain regular disposition of short thick hairs, and which contribute much to the expression and beauty of the countenance.



The *Eye-lids*, which are continuations of the skin, rendered capable of motion, and lined with a fine delicate substance, terminate in the *Eye-lashes*, which consist of hairs placed in a gristly substance.

In each *Eye-lash*, at the corner next the nose, there is a small opening at which the *Tears*, after they have moistened the eye, enter, to be conveyed into the nose. At the opposite corner, under the eye-lash, the small body is placed, which furnishes the tears. The eye-lids, besides defending the eye, serve to prevent the tears from being constantly poured over the cheeks.

Each Eye is constructed in such a manner, that the picture of the object seen is represented in miniature on the inside of its bottom; for the light entering at the *Pupil*, passes through a thin watery fluid, then through a small transparent body like chrystal, and lastly through a viscid glairy substance, like the white of an egg, by which means it is collected in a small space, at the bottom of the eye.

These *Humours*, as they are called, are contained within a strong covering, composed of three layers principally, which have been named *Coats*.

The outer layer is almost round, projecting a little at the forepart, which is quite transparent; in every other part this layer is of a milky white colour. To this outer covering the eye-lids and the apparatus for moving the eye are attached.

The second layer is of a dusky colour; it lines the whole inside of the outer one, except at its *transparent* part, where it is turned back, and forms a ring of different colours, in different persons.

This ring surrounds the pupil, and being very irritable, and possessing a very active power of enlarging



enlarging and diminishing the pupil, it serves as a curtain to prevent too great a quantity of light from passing into the eye.

The third or inner layer is that on which objects are represented; it lines only somewhat more than the posterior half of the internal surface of the eye; it is of a white colour, and when accurately examined, it is found to be formed by the branches of a large nerve, disposed in the form of net-work. This nerve, which is called *Optic*, passes in from the brain to the bottom of the eye.

The eyes are rendered capable of very considerable motions; and both being precisely of the same structure (except in cases of disease,) the motions of each exactly correspond.

When any object is viewed, both eyes are turned towards it; and although the object is represented on the bottom of each in an *inverted position*, yet it is seen only *single*, and in its *natural situation*. The manner in which the idea of an object is transmitted to the mind is not understood.

**Nose.**—The Nose is the organ of the sense of smell; by its form and situation it assists much in giving beauty and expression to the countenance.

The inside of the nose is divided in its whole extent into nearly two equal parts by a partition, which is partly of bone and partly of gristle; at the upper part it is covered by a bony arch, terminating in a gristly substance, which can enlarge or diminish the passage to the nose called the *nostrils*.

The inside of the nose is lined and defended as other passages exposed to the admission of air are; and over its back part the nerve which communicates



cates the sense of smelling is spread in a beautiful manner.

The cavity of the nose is of so irregular a figure that it cannot be easily explained; at the upper part under the bony arch the cavity is small and of an unequal surface; below that it is extended backwards over the roof of the mouth, and terminates in two openings above the root of the tongue.

There are several small cavities in the bones which surround the nose, lined like it, and communicating with its cavity.

Within the bony arch at each side there is a small hole by which the tears enter the nose; hence, after having moistened the eyes, they are employed to dilute the mucus which defends the inside of the nose, which would otherwise become too thick from its exposure to the air.

The *Sense of Smelling* is thought to be the consequence of the air, in passing through the nose, carrying along with it the principles of smell from the surrounding bodies, and applying them to the nervous branches which are spread all over the back part of the nose.

The **TEMPLES** owe their flatness to the particular shape of the bones at that part; they assist in forming the face into a regular figure, while they afford a large surface for the attachment of some of the fleshy parts which move the under jaw, &c.

**CHEEKS.**—The Cheeks are formed by several muscles which move the lips and jaw-bone, properly covered; they have at their side next the ear a large gland between the muscles: This gland prepares spittle, which is conveyed into the mouth through an opening in the inside of each cheek.

From



From the situation of this gland, it is considerably compressed when the under jaw is moved.

The cheeks contribute much to the beauty and regularity of the countenance: they assist speech, serve to keep the food within the mouth, &c.

The EAR.—The external ear may be considered to be a funnel for collecting sounds. Though nature has furnished it with an apparatus fitting it for motion, very few people possess the power of moving it.

The internal ear is situated within one of those bones which form the inside of the skull; its structure is so complicated, and its several parts so very minute, that it is difficult to describe it accurately.

The sound, collected by the external ear, is conveyed by a long winding narrow canal, which is defended from external injuries by a soft liniment called the ear-wax, to a small membrane spread over an irregularly shaped cavity named the *Drum of the Ear*. Within the cavity of the drum there are four very minute bones, connected by moveable articulations to each other.

The drum has several small openings, of which it is necessary to enumerate only three. One of these, covered by the membrane already mentioned, is connected with the canal leading from the external ear; another forms the entrance of a passage into the mouth; and the third, covered with a thin membrane, separates the drum from a very irregularly shaped cavity called the *Labyrinth*. One end of the range formed by the junction of the small bones is attached to the membrane of the drum, and the other end to the membrane which covers the opening into the labyrinth.

The



The Labyrinth is of so irregular a form, that it is impossible, in a sketch like this, to attempt a description of it; its internal surface is lined with a fine membrane, over which a great many very minute nervous threads are spread.

It is probable that the passage from the external ear and the drum, with its bones, serve the purpose of collecting sounds, which being applied to the nerves of the labyrinth, occasion the *Sense of Hearing*; but the particular manner in which the idea of that sense is conveyed to the mind, is equally obscure with that of the other senses.

**MOUTH.**—The opening into the mouth is surrounded by the lips.

The *Lips* are covered by a fine delicate skin of a bright red colour. They are capable of a variety of motions, and are therefore admirably adapted to express the signs of the passions, and to form the voice into the different modulations which constitute speech.

Below the under lip the face is terminated by the *Chin*, which completes its symmetry.

The inside of the lips and cheeks is covered by a fine skin, in which there are many mucous glands. These, by lubricating the whole internal surface of the mouth, prevent its functions from being interrupted.

The forepart and sides of the mouth are surrounded by the upper and under *Jaw*; the former of these is immoveable, and is formed by bones connected to the cheek-bones and nose.

The lower jaw is composed of one piece in grown persons, resembling in form a horse-shoe, connected by its ends to the sides of the head, be-  
low



low the ear, in such a manner, that it is capable of a very free motion from above downwards, and of a considerable one from side to side.

As the motions of the lower jaw are necessary for several purposes, it has many muscles attached to it, some of which are fixed to the temples and cheek-bones, and others to the neck.

In each jaw there are *Sixteen Teeth*, surrounded by a soft spongy substance, the *Gums*.

The *Teeth* are of different shapes, some of them being fitted for cutting, and others for bruising or grinding the food; hence they are divided into cutting and grinding teeth.

The *Cutting Teeth* are shaped like wedges, and have only one root. They consist of the six foremost teeth in each jaw.

The *Grinding Teeth*, of which there are five, on each side in each jaw, are much larger than the cutting ones. They have two, three, or four roots; and their surface on the upper part is unequal, rising into several small points.

The *Teeth* are all covered, in that part which is not within the gum, with a fine enamel. In other respects they are merely bone, and, like other bones, are supplied with blood-vessels and nerves.

All that space which the teeth of the upper jaw surround, is called the *Palate* or *Roof of the Mouth*. It has somewhat the form of an arch, and is covered by the same skin which lines all the contiguous parts. The palate is formed of two bones, which separate the nose from the mouth; and it is terminated by a kind of curtain, which hangs down from its back part over the root of the tongue.

This



This curtain, which may be termed the *Moveable Palate*, is seen at the upper and back part of the mouth, in the form of an arch, divided in the middle by a small body, resembling the nipple, called the *Pap of the Throat*.

At the termination of the moveable palate, at at each side, an oval gland is situated. These bodies from their appearance, are styled *Almonds of the Ear*. Their use is to furnish saliva.

The moveable palate is placed before the openings of the nose into the mouth, by which mechanism it not only closes up these openings when any thing is swallowed, by covering them exactly, but it also conducts the superfluous mucus from the nose into the throat.

The space surrounded by the teeth of the lower jaw is occupied by the *Tongue*, the appearance of which is well known.

The Tongue is formed in such a manner as to constitute the principal organ of taste, and to be capable of a great variety of motions, in order to modify the voice into articulate sounds, and to perform the various functions preparatory to swallowing.

The number of nerves with which it is supplied adapt it for the former, and the numerous fleshy portions of which it is composed, fit it for the latter purposes.

The tongue is bound down to the lower part of the mouth by a membranous cord, to prevent it from too great a degree of motion.

At its root, the tongue is attached to the lower jaw, and to the windpipe; but more especially to a small bone, resembling in miniature the under jaw-bone.

This



This bone, which may be called *the Bone of the tongue*, by its outer surface, allows of the attachment of the tongue and the muscles which move it, and by its inner surface it permits the top of the windpipe to be securely lodged, and serves as a basis for many of the powers by which the windpipe is acted on.

The bone of the tongue is attached to the under jaw-bone by gristly portions.

On looking into the mouth of a living person, a pretty large opening is observed beyond the moveable palate and root of the tongue: This part in common language is called the *Throat*.

The upper part of the throat is more arched than the roof of the mouth. It is formed by part of the base of the skull, properly covered, and the moveable palate.

The back part and the sides of the throat are formed by the upper bones of the neck, somewhat flattened, and the ends of the lower jaw-bone, covered with the same sort of substance which lines the inside of the mouth.

That part of the throat which can be seen in a living person may be said to resemble a membranous bag. It forms the superior part of the *Gullet*.

Between the tongue and the beginning of the gullet the top of the windpipe is situated. At its forepart a small moveable gristly body, like the tongue in miniature, is attached in such a manner, that when any thing is swallowed, it shuts up exactly the passage to the windpipe, while it allows the food and drink to pass over it to the gullet, as over a bridge.



## T R U N K .

The TRUNK consists of the NECK, CHEST, and BELLY. These are joined together at the back part by a range of bones which connects and supports them all, called the SPINE. The description of the structure of the spine must therefore necessarily precede that of the other parts of which the trunk is composed.

SPINE.—The Spine is a bony pillar, extending from the top of the neck to the rump, serving to support the head, and to connect the several parts of the trunk, while at the same time it affords a canal through which the *Spinal Marrow* passes down, to furnish nerves to the trunk and extremities.

The Spine is divided into TRUE and FALSE. The former extends from the top of the neck to the bottom of the loins. The remaining part of the bony pillar constitutes the FALSE SPINE.

The TRUE SPINE is composed of twenty-four pieces of bone, resembling each other in their general structure, though they become gradually larger and thicker as they proceed downwards. Seven belong to the neck, twelve to the chest, and the remaining five, with the false spine, to the belly.

Each of these pieces is rounded before, and at its back part has several projections; one particularly prominent in the middle, one at each side, and a smaller one above and below each of the side-projections. Between the forepart and these projections there is a hole large enough to admit a finger.

The



The upper and under surfaces of these bones are flat.

All the pieces of which the True Spine is composed, are connected to each other by a gristly layer between them, and strong ligaments fixed to their projections at the sides and back, in such a manner that the hole in each forms a continued canal for the reception of the spinal marrow.

The bones of the True Spine are all capable of motion backwards, forwards, and to a certain degree from side to side.

From the particular structure of the True Spine it is adapted for allowing the different motions of the head and trunk, without injuring the spinal marrow, any compression on which would induce palsy of the parts below.

The FALSE SPINE consists of a large bone, and a range of small ones. The former of these, called the *Sacred Bone*, is joined to the lowest bone of the true spine, in the same manner as the bones above it are connected to each other.

The Sacred Bone is a large triangular immovable bone. It is broad at the part which joins the true spine, and becomes narrow as it approaches the small range of bones attached to it below.

The outer surface of the Sacred Bone resembles that of two or three bones of the true spine joined together, by which it affords room for the attachment of strong ligaments, which connect it to the *Haunch Bones* at the sides, and of some of the muscles which move the thighs, &c.

The bony canal for the spinal marrow is conti-



nued along the Sacred Bone, till within a little of its lower end: it terminates there by a large opening, which is covered by a strong ligament.

The inside of the Sacred Bone is smooth. It is perforated by four or five holes on each side of its middle part, through which nerves pass.

The small range of bones which terminates the spine is called the *Rump-bone*. It consists of three or four pieces joined together by gristle, capable of motion forwards and backwards.

These bones becoming very small at their lower end, make the spine terminate in a point.

The Rump-bone affords room for the insertion of some of the muscles, which close the lower part of the trunk, and supports some of the parts within the belly.

The SPINAL MARROW is named improperly; for it differs very much from the oily substance called *Marrow*. It is a large thick nervous cord continued from the brain, which furnishes nerves to every part of the trunk and extremities. The spinal marrow is so essential to life, that wounds of it generally prove fatal. It is therefore defended very securely by being lodged in a bony canal.

In its course within the spine, the spinal marrow sends off, through openings between the sides of the bones, and through those of the sacred bone, thirty pair of large nerves. It terminates in the lower part of the sacred bone, by being divided into a great number of branches, which go to the lower extremities.

NECK.—The Neck connects the head and the trunk. Its external appearance, from being familiar to every one, requires no description.

Within



Within the forepart of the neck the *Windpipe*, and behind it the *Gullet*, pass along in their course from the mouth to their respective terminations within the trunk.

The WINDPIPE is the canal through which the air passes from the mouth to the lungs. It is composed of a great many gristly rings, having their back part membranous, joined together by ligaments and fleshy fibres, lined with a fine, delicate, and highly sensible skin, which is defended from injury by many mucous glands.

The upper forepart of the windpipe is covered by a large gland, the use of which has not yet been ascertained: along each side of it the large vessels are situated, which convey blood to and return it from the head.

The GULLET is placed behind the windpipe, between it and the bones of the neck; it is a membranous fleshy tube which leads from the throat to the stomach, and which is capable of contracting strongly.

The inside of the gullet is lined with a fine skin, similar to that which lines the mouth, and defended like it with mucus, poured out by glands placed on its surface.

BONES of the NECK —The seven uppermost bones of the spine form the Bones of the Neck; the first of these is attached by an immoveable articulation to the head; the other six are capable of motion, backwards, forwards, and from side to side.

The bones of the neck are less, and have a more considerable motion, than the other bones of the spine; they are also somewhat flattened on their



forepart, to allow room for the gullet and windpipe. In other respects they resemble those of the spine.

The Spinal Marrow sends off seven pair of nerves from between the bones of the neck. Some of these are distributed to the sides of the head, muscles of the neck, the windpipe, and gullet, and some run down to part of the bowels situated within the chest. The rest of these nerves running under the armpits, join with other nervous branches to supply the arms.

The remaining part of the Neck is composed of glands and muscles, with branches of blood-vessels and nerves, covered by common skin.

The uses of the principal Glands of the neck are unknown.

The Muscles of the neck are those which perform the different motions of the head, neck, gullet, and windpipe.

**CHEST.**—The **CHEST** is a large cavity, in which some of the organs most essential to life are lodged: it is joined to the neck above and the belly below. The Chest externally is covered with skin, beneath which several fleshy portions are situated. These perform a variety of functions; for some of them move the superior extremities, others assist in the action of breathing, and a few on the back part are employed to move the trunk of the body.

On the fore part of the chest the breasts are placed. These are described in another part of this work.

The cavity of the chest is formed by part of the spine, the ribs, and the breast-bone.



**TWELVE BONES** of the **SPINE**, continued from the neck, belong to the chest; they have at their sides indentations, into which one end of the ribs is received.

The **RIBS** consist of twelve on each side. Of these the first seven are called **TRUE RIBS**, because they join the spine and breast-bone. The remaining five become gradually shorter as they proceed downwards. They are fixed by one end to the spine. Their other end affords support to fleshy parts. These are named **BASTARD** or **FALSE RIBS**.

The **True Ribs** become gristly at their end next the breast-bone. They are articulated with it and the spine in such a manner, that they have motion upwards and downwards. In performing these motions, the Ribs turn obliquely, by which they are pushed a little forwards. By this mechanism the cavity of the chest can be enlarged. These ribs are joined to each other by fleshy portions, which perform their motions. The nerves and blood-vessels which supply the fleshy portions, run along the under edge of each rib.

**BREAST-BONE.**—The situation of the **Breast-bone** is well known. It is a long flat bone consisting of two or three pieces. At its upper part it is broad; and it terminates in one or two narrow points, which project into the belly. The **Breast-bone** is articulated with the fore-ends of the true ribs. It is moved in a certain degree backwards and forwards in consequence of breathing.

By means of the bones of the chest, a kind of cage is formed, which is narrow above and broad below.

The



The Chest is separated from the Belly by a fleshy partition, called the **DIAPHRAGM** or **MIDRIF**. It is attached to the ends of the false ribs, the lower part of the breast-bone, the under edge of the last true rib, and to the spine at the loins.

From the situation of this partition, the lower part of the chest slopes gradually from the end of the breast-bone to the bones of the loins. The side of the Midriff next the chest is convex; that next the belly is hollow.

The Midriff, by its structure, is capable of enlarging or diminishing the cavity both of the Chest and of the Belly. By its actions on the first of these cavities, it assists in breathing, speaking, laughing, coughing, &c. and by those on the latter, it promotes the course of the food through the intestines.

The chest contains the **LUNGS** with part of the windpipe, the continuation of the gullet, a canal called **THORACIC DUCT**, and the **HEART** with its appendages.

The whole cavity of the Chest, and the outside of all its contents, are lined with a very fine, delicate, and exquisitely sensible skin, which is kept moist by a fluid furnished by the exhalents on its surface.

This skin divides the Chest into two cavities, by being doubled and fixed to the spine and breast-bone. The cavities thus divided are not perfectly equal, for the right one is generally largest.

By this contrivance, accidents affecting one side of the chest do not communicate to the other.

**WINDPIPE and LUNGS.**—The Windpipe continued from the neck enters the chest at the upper part of the breast-bone. It proceeds along within  
the



the duplicature of the partition of the chest, till it arrives at about the fourth back-bone. It then divides into two branches, one of which is sent to the right, the other to the left side.

These branches entering the lungs are divided into innumerable small ramifications, which go to every part of the lungs, and which terminate in small cells capable of admitting the air, and which communicate with each other.

The structure of the Windpipe has been already described: the gristly rings keep it open for the constant admission of air, and the membranous part modifies the proportion necessary on various occasions, as in speaking, singing, &c.

The LUNGS occupy almost the whole cavity of the chest. They consist of two large portions called *Lobes*, placed in different sides of the chest, and rendered perfectly distinct from each other by the partition already described. The Lungs are of a greyish colour, except in children and old people. They are formed of the ramifications of the windpipe, a number of cells, and a great quantity of blood-vessels, and are also supplied with lymphatics, blood-vessels, and nerves, for their own particular œconomy.

The important purposes which the Lungs serve cannot be explained till the structure of the heart be exhibited.

*Gullet.*—After passing along the neck, the Gullet enters the chest, and goes down in the middle of the spine behind the partition. At one part it inclines a little to the right side, and then somewhat to the left. At last it advances forward, and penetrating the midriff, it proceeds towards the stomach.

THORACIC



**THORACIC DUCT.**—A thin, transparent, narrow canal enters the chest from the belly. It extends along the right side of the back-bone as high as the fourth or fifth rib. It then crosses over to the left side, and forming a turn, terminates in a large vein between the first and second rib of that side.

This canal is called the **THORACIC DUCT**. It is the reservoir of the chyle, which it conveys to the vein in which it terminates.

**GLAND of the CHEST.**—The partition which divides the chest separates the one side from the other in a small degree at the upper part. In the cavity thus formed a gland called *Thymus*, larger in children than in grown people, is placed, the uses of which have not been discovered.

**HEART-PURSE.**—The two layers of which the partition is formed leave between them a large cavity extending from about the middle of the breast-bone to the midriff. In this cavity the heart is situated.

The opening thus made is termed the **PERICARDIUM** or **HEART-PURSE**. It surrounds the heart nearly on all sides, and serves to retain it in the proper situation, as well as to defend it from injuries.

The Heart-Purse is constantly moistened by a thin lubricating fluid.

**HEART.**—The Heart is the great reservoir of the blood. It is placed within the partition of the breast in such a manner that it lies in a slanting direction, having its base towards the right, and its points to the left side, touching the sixth rib.

The Heart is fixed to its purse at the base and  
at



at the under side, by which means it lies nearly on the middle of the midriff.

The largest portion of the Heart is formed by two strong fleshy bags joined closely together, called *Bellies* or *Ventricles*. These possess the power of contracting and dilating, by which they expel the blood from their cavities, which are quite distinct, being separated by a strong partition.

The *Ventricles* are placed in an oblique manner towards the breast-bone and spine; that which is next the former is called the *Right*, and the other the *Left Ventricle*.

At the broad end of the heart two small fleshy substances, resembling the ears of a quadruped, are attached to the *Ventricles*. These are called the *AURICLES*. The situation of the *Auricles* corresponds with that of the *ventricles*. Like them, too, they are hollow, and possess the power of contracting and dilating.

**BLOOD-VESSELS of the HEART.**—The Heart like other organs, is supplied with blood-vessels and nerves for its own œconomy. Besides these some *Blood-vessels* go directly into the cavities of the Heart. Of these, the veins belong to the *Auricles*, and the *Arteries* to the *Ventricles*.

**CIRCULATION of the BLOOD.**—All the Blood collected from every part of the body is brought, by a large vein, into the right auricle, which, contracting, pushes it forwards into the corresponding ventricle. A large artery, leading from the right ventricle, and dividing into two branches soon after it leaves the heart, conveys the blood (forced into it by the contraction of the ventricle) into each lobe of the lungs.

The



The branches of this artery form a great many minute ramifications within the lungs, corresponding nearly with those of the windpipe. By these means the blood is distributed over the whole substance of the lungs, and exposed to the air which is received within the windpipe and cells.

The blood is returned from the lungs by veins. These at last form only one large vessel, which enters the left auricle. The left auricle contracting, forces the blood into the ventricle with which it is united, from which, by the same means, it is pushed into a very large artery, destined for conveying it to every part of the body.

At each opening through which the blood passes into the Heart, a particular apparatus is placed, which favours the passage of the blood in the course just described, but prevents its return.

The GREAT ARTERY leading from the left ventricle, crosses over the fourth bone of the back, in an oblique manner, towards the right side. It then rises, and forms a curvature or arch at the second bone, and turning down, is continued along the left side of the spine, till it passes out of the chest through the midriff.

From the arch of the Great Artery, three or four large vessels carry blood to the head, face, organs of the senses, the upper extremities, breast, &c. The blood is returned from these parts by veins, which terminate within the breast, on the right side of the spine, in the large vessel which enters the right auricle of the heart.

This vessel, which may be called the *Great Vein*, lies on the right side of the great artery, at the back of the partition of the chest. It is joined,  
ed,



ed, where it enters the heart by a similar vessel, which penetrates the midriff, from the belly, and returns the blood from the lower parts of the body.

USES of the LUNGS.—The Lungs perform the important function of RESPIRATION. By this operation the blood is supplied with something necessary to life, and also deprived of its useless parts. For this purpose it is that the blood is distributed through the Lungs in great quantity.

Respiration is accomplished by the air being, by turns, received into and forced out of the Lungs. The midriff and ribs, by alternately enlarging and diminishing the cavity of the chest, are principal agents in this operation. The particular circumstances, however, on which this necessary action depends, are not yet clearly understood.

By respiration also the voice is formed. The modulation of sounds, which constitutes speech, is probably produced by the action of the upper part of the windpipe on the air which passes from the lungs. The manner in which this is effected is not ascertained.

BELLY.—All that part of the trunk below the midriff is called the BELLY. Its general external appearance requires no description.

The form of the cavity of the Belly is irregular. At the upper part it slopes from before backwards, by the particular situation of the midriff; behind, it seems divided into two parts by the jutting in of the spine; and below it is surrounded by a bony ring, which gives it somewhat the form of a basin, hence called *Pelvis*.



The PELVIS or BASON is a bony zone, composed of the sacred and rump bones, and two large irregularly shaped ones, called *Innominata* or *Nameless Bones*. The two former are placed at the back part, and the two latter make up the sides and the forepart.

The *Sacred Bone* is joined to the last bone of the true spine, in such a manner that its upper part projects forwards, while the rest of it, along with the rump-bone, inclines backwards.

The *Nameless Bones*, one at each side, are fixed to the upper half of the sacred bone by an immoveable articulation; they are firmly glued together, and their union secured by strong ligamentous bands, at the forepart, in a line directly down from the navel.

These bones, therefore, form a ring, no part of which is capable of motion.

Each of the nameless bones is divided, in children, into three portions, joined by gristle.--- Though these become united in grown people, the names by which they are distinguished in their original state are retained by anatomists; hence the nameless bones consist of the *Haunch*, *Hip* or *Scat*, and *Share* bones.

The first of these is that which is articulated with the sacred bone, the second is that on which the body rests in the sitting posture, and the third is that portion placed between the groins.

The *Haunch-bone*, at each side, spreads upwards and outwards, and forms the sides of the lower belly. Its upper edge is somewhat semicircular. It affords room for the insertion of many muscles.

At the forepart, above the top of the thighs,



its edge becomes irregular, having two projections, to which fleshy portions are attached.

The under part of the Haunch-bone only belongs to the pelvis properly so called. It forms a ridge, which is continued from the top of the sacred bone, below which it is scooped out to make a large notch. Through this opening a great nerve and blood-vessels pass to the lower extremities.

The *Hip* or *Seat bone* extends from below the forepart of the Haunch-bone, to the bumpy part on which the body rests in sitting. This part is defended by gristle.

At its back part the Hip-bone has two projections, to which ligamentous cords, extending from the sacred and rump-bones, are fixed.

The *Share-bones* of each nameless bone, joiaed together as already described, occupy the space between the groins.

By their upper edge the line formed by the sacred and haunch bones is continued, and constitutes a ring of an irregular figure called the *Brim*. This ring differs in male and female, both in shape and size.

At the forepart of the upper edge of each share-bone there is a projection, to which the extremity of the fleshy portions fixed to the projections of the haunch-bone is attached.

The Share-bones, at their lower part, gradually separate from each other as they proceed downwards to join the hip-bones. By this means an angle or arch is formed between them, which is called the arch or angle of the Share-bones.

At the inner side of the top of each thigh a large



oval hole is formed, surrounded by the hip and share bones. This is covered by a strong membrane, through which a nerve and blood-vessels pass.

In the middle of the outside of each nameless bone a large round deep cavity is placed, for the reception of the head of the thigh-bone. All the portions of which the *Innominata* consist contribute to form this cavity.

From the description of the constituent parts of the Basin, it will appear evidently that it is of a very irregular shape. Its *Brim* lies in a slanting direction when the body is erect, the top of the sacred bone being nearly two inches higher than that of the share-bones.

Its outlet, if the bones alone be considered, is a waving line; but when the ligaments which extend from the sacred and rump-bone to the hip-bones are reckoned, it has nearly the same figure as the brim.

The great purposes which the deficiencies of bone at the lower part of the basin serve, are to lessen the general weight, and to afford a safe passage to several important parts.

The Pelvis supports the body, allows of the firm attachment of the thigh-bones, and lodges securely within its cavity several organs.

A number of fleshy portions, stretching from the ribs, and attached to the haunch and share bones, covered with skin, form the forepart and sides of the Belly. By the manner in which these are inserted in the bones of the basin, an opening is left at each side immediately above the share-bones, and another between the projection of the  
haunch-



haunch-bone and that of each share-bone. These afford room for the passage of blood-vessels, &c.

The back part of the belly is made up of the lower bones of the spine, and part of the fleshy portions which move the trunk, covered in the common manner.

The lowest part of the belly, or outlet of the basin, is filled up with fleshy portions properly covered, which leave openings for the passage of the common discharges, &c.

The whole cavity of the Belly is lined with a fine, strong, sensible, soft skin, lubricated in the same manner with that which lines the chest.—Like it also, it covers the surface of all the parts within the cavity.

The Belly contains the Organs of Digestion, of Urine, and part of those employed for the continuation of the species. The two former of these alone belong to this sketch.

ORGANS OF DIGESTION.—The LIVER, STOMACH and INTESTINAL CANAL, the SPLEEN and PANCREAS, are the organs by which the food is digested.

The LIVER.—The Liver is a large mass, of a pretty firm consistence, and a dark red colour, somewhat tinged with yellow. It is divided into two unequal portions, called *Lobes*. The smallest of these is situated on the left side.

When viewed in its natural situation, the Liver seems to form half a circle below the midriff, placed obliquely from the right to the left side, extending in the former direction to the right kidney, and in the latter to the second false rib.

The Left Lobe of the Liver lies above the sto-



mach, between it and the midriff. At its back part it is thick. It gradually becomes thinner towards the forepart, which can be felt under the breast-bone.

The Right Lobe is much larger than the left. It occupies the greatest part of the space formed by the midriff and false ribs on the inside. It is rounded on the upper part, and hollow below: the back part is very thick; the forepart terminates in a thin edge.

The Liver is composed of a great many blood-vessels, lymphatics, and some nerves, disposed in such a manner as to prepare the BILE from the blood, which is brought to it from the lower parts of the body for that purpose.

GALL-BLADDER.—In the concave part of the right lobe of the liver, a small bag, somewhat like a pear in shape, termed the *Gall-bladder*, is situated. The inside of this bag is wrinkled. It is lubricated by a defending mucus, and it contains the fluid called BILE.

The Bile in the liver is collected in a great many small tubes, which are united, and form a large canal immediately above the Gall-bladder. This is joined by a similar one from that organ.

These two canals make a single conduit, which is inserted into the intestine a little below the stomach. By this means the bile is conveyed from the liver and gall-bladder.

The STOMACH.—The Stomach is a large membranous and fleshy pouch, resembling in shape a bagpipe. It is placed in the superior part of the belly, between the large lobe of the liver and the spleen, somewhat obliquely, more to the left than



to the right side. The small lobe of the liver separates the greatest part of it from the midriff, immediately below the point of the breast-bone.

The stomach has two pretty large openings, the one in the left, the other in the right side. The former of these is about two or three inches higher than the latter.

The Gullet, penetrating the diaphragm from the chest, opposite the lowest back-bone, enters the left opening; the beginning of the intestinal canal is attached to the right.

The inside of the Stomach has a number of folds over its whole surface. These increase towards the left opening, by which, probably, the food is prevented from passing too quickly into the intestines.

The *Gastric Fluid*, or *Fluid of the Stomach*, formerly described, is furnished by an apparatus within that organ, the structure of which has not yet been clearly explained.

The Stomach is supplied with blood-vessels, lymphatics, nerves, &c.

The nerves of the Stomach are so numerous, and have such an extensive influence, that by means of them it has an intimate connection with many of the other organs. From this circumstance, the effect which blows on the head, and disorders of many of the organs within the belly, produce on the Stomach, can be understood.—

The operation of many medicines, which, by being taken into the Stomach, produce certain changes on the body, in so short a time, that they cannot be applied by the vessels to the parts which they affect, must be attributed to the actions of the nerves of the Stomach.

INTESTINAL



**INTESTINAL CANAL.**—From the right opening of the Stomach, the Intestine or Gut proceeds.— This consists of a membranous fleshy canal, generally six or seven times longer than the body of the person to which it belongs, terminating at the part through which the coarse part of its contents pass out, called the *Anus*.

The intestinal canal, from being wider in some parts than in others, has been divided into the **SMALL** and **GREAT GUTS**. The former of these occupy the upper and forepart of the belly, the latter the lower part and sides.

The intestinal canal, that it may be contained within the belly, makes a great many turns, which are prevented from interfering with each other, by being all bound down to the back-bone, by a thin membranous substance. Through this also the blood-vessels, lymphatics, and nerves are transmitted to the intestines.

A portion of the intestinal canal passes along the inside of the false spine, nearly in a straight line, hence called the *Straight Gut*, or *Rectum*— This gut terminates in the *Anus*, which is surrounded by several fleshy portions, some of which prevent the contents of the intestines from passing out at all times, while others force them forward, when necessary.

The internal surface of the intestines, like that of the stomach, is highly sensible, and has a number of small folds. A great many absorbent vessels open into every part of it; and it is defended by a mucus, furnished by minute glands.

The intestinal canal possesses a power of contracting, by which it propels its contents. It is  
very



very strong, in proportion to the layers of which it is composed. At the same time its outer surface is so irritable, that, if exposed to air, it is very much disordered.

The SPLEEN.---The Spleen is a bluish oval body, five or six inches in length, and four or five in breadth. It is situated under the midriff, in the hollow made by the false ribs of the right side, and is connected by ligaments to these parts, to the stomach, and the pancreas.

The Spleen has some nerves and lymphatics. It owes, however, its principal bulk to a great number of blood-vessels. The use of the Spleen is not ascertained.

The PANCREAS.---Behind the stomach, between it and the back-bone, a small body, not unlike the tongue of a dog, called PANCREAS or SWEET-BREAD, is situated. This body lies in a transverse direction, one end being connected with the beginning of the intestinal canal, the other with the spleen. Its breadth is about two or three inches and its length seven or eight.

The Pancreas prepares a fluid similar in quality and appearance to the spittle. This is poured into the intestine, through a tube, at the part where the conduit from the liver and gall-bladder enters.

A firm, delicate, transparent membrane, composed of two layers, interlarded with fat, and supplied with many blood-vessels, is attached to the lower part of the stomach and spleen, and the upper part of the intestines. From this it hangs down, quite loose, nearly to the bottom of the belly, covering the forepart of all the guts.

This



This membrane is called the *Cawl* or *Omentum*. The purposes which it serves are not ascertained.

**DIGESTION.**—By the process of Digestion, food is changed into the fluid formerly described called *Chyle*, on a due proportion of which the nourishment of the body depends.

The sensations of hunger and thirst remind man of the necessity of taking occasional meat and drink, and excite dreadful feelings where their summons is not obeyed. Drink seems more immediately necessary to life, as the body can be supported much longer without meat than without it, probably from the fluids being sooner exhausted than the solids.

The food taken into the mouth is broken down and mixed with the spittle, by which it acquires a soft pulpy consistence. It is swallowed by the action of the tongue and several muscles, and conveyed along the gullet by the successive contraction of the different parts of that organ.

When received into the stomach, the food (consisting of meat and drink) is mixed with the gastric fluid already described. After it has remained for a certain time, the different parts of which the food was composed become intimately united, and form a thick fluid of a greyish colour and sweetish taste, without smell.

This passes through the under orifice of the stomach into the intestinal canal, by the action of the stomach, assisted by the motions of the diaphragm and the abdominal muscles.

After it has proceeded about three or four fingers breadth in the intestine, the bile and fluid from the pancreas are added, by which it is rendered



dered more liquid, and the different parts of which it consists are more intimately combined.

In this state it is conveyed through the whole extent of the intestinal canal, by means of the contractions of that tube, assisted by the diaphragm, &c.

During this process the thin and fine parts of this fluid are absorbed, while the thick coarse parts are pushed downwards, and thrown out at the anus.

These coarse useless parts are expelled by the combination of several powers; for by the action of the diaphragm and the muscles of the belly, which compress the intestines on all sides, aided by the successive contractions of the intestines themselves, they are forced down to the anus, the muscles of which being stimulated by their acrimony, give way, and allow them to pass.

The immediate manner in which the important function of digestion is performed, has given rise to many disputes, and is still involved in obscurity. It cannot be compared to any artificial process which the industry of man can contrive.

ORGANS of URINE.—The Organs of Urine consist of the Kidneys and Urinary Bladder.

KIDNEYS.—The Kidneys are two pretty large bodies, resembling in shape a kidney bean, though very much larger. They are situated on each side of the bones of the loins, between the false ribs and the haunch.

The structure of the Kidneys is like that of glands. They receive a great deal of blood, and many nervous branches, which render them exquisitely sensible.

In



In each Kidney there is a cavity, to which the urine is conveyed by several small tubes after it is prepared from the blood. From this cavity the urine is sent into two long narrow canals called *Ureters* which pass down in a curved direction to the bladder.

Two bodies supposed to be glands, and hence called *Renal Glands*, are situated at the upper part of the Kidneys, between them and the large blood-vessels. These bodies are larger in children than in grown persons, in whom they are shrivelled. Their use has not been satisfactorily explained.

URINARY BLADDER.---The Urinary bladder is placed in the basin immediately behind the spare-bones and before the straight gut. It is a pretty large pouch, somewhat oval, terminating in a narrow part called the neck. It is fixed at the lower and forepart to the contiguous parts.

The Urinary Bladder is composed of several layers, one of which being fleshy, gives it the power of contracting strongly.

The internal surface of the bladder is very sensible, and defended from the acrimony of the urine by mucus. The neck of the bladder is surrounded by a number of small fleshy portions, which adapt it for retaining the urine.

The *Ureters* pass down in a curved direction from the kidneys, and enter the back part of the bladder nearly at a finger's breadth from each other. The urine is conveyed by them into the bladder drop by drop.

The Urine is expelled from the bladder by the contractions of that organ itself, assisted by the action of the midriff and abdominal muscles.

The



The bladder is probably stimulated to contract in two different ways, by being distended, and by the acrimony of the urine; for when it is very full the desire for making water is urgent, and this also often happens when there is only a small quantity of high coloured acrid urine.

**DISTRIBUTION of the BLOOD in the BELLY.**

The *Great Artery*, after having penetrated the midriff, runs down along the left side of the back-bone till it arrives at the lowest bone of the true spine, where it divides into two branches, which divaricate as they go down, and form a pretty large angle. In its course it sends branches to the stomach, spleen, liver and intestines, and also to the other contents of the belly. Each of the branches into which it divides at the lower part is subdivided into two, which are sent to opposite sides of the basin; one of these on each side called *Hypogastric*, supplies with blood the contents of the basin, and some of the neighbouring parts externally. The other pair goes out under the passage made by the muscles at the top of the thigh, to furnish the lower extremities.

The *Great Vein* lies exactly in the same direction with, and on the right side of the *Great Artery*; it receives the blood from the organs of urine and other contents of the basin by separate branches. The blood of the stomach, spleen, and intestinal canal, is carried to the liver, where it is taken up by a vein which conveys it to the *Great Vein* immediately under the midriff at the right side.

The blood of the organs of digestion, therefore, undergoes a double purification before it is carri-



ed to the left side of the heart, first through the liver, and secondly through the lungs.

The *Thoracic Duct* receives chyle from the absorbent vessels of the lower extremities and of the organs within the belly. It lies at first under, and then to the right side of the Great Artery, till it penetrates the midriff, as formerly described\*.

### EXTREMITIES OF THE BODY.

The EXTREMITIES consist of SUPERIOR and INFERIOR, the former constituting the *Shoulders, Arms* and *Hands*; the latter the *Thighs, Legs* and *Feet*.

**SUPERIOR EXTREMITIES.** The *Shoulder-blades* are two large, flat, triangular bones, joined to the back part of the chest. They extend from the first to the seventh rib, and accommodate themselves to the particular shape of the ribs.

They are attached to the chest by fleshy bands, in such a manner that they have a considerable degree of motion from above downwards, and from side to side; hence, though in their natural situation they are separated by the back-bone, they can touch each other when the arm is moved in a particular direction.

At their upper and outer part they have a hollow space, which receives the head of the first bone of the arm.

The *Shoulder-Blades* are prevented from rising too far upwards by a curved bone, which on each side extends from their upper and outer corner to the top of the breast-bone. This is called the *Collar-bone*.

\* See page 46.



Both ends of the Collar-bone are capable of motion, by which it is not liable to be injured by sudden or violent actions of the arm.

This bone, besides regulating the motions of the shoulder-blades, provides by its incurvation a safe passage for the blood-vessels going to and coming from the head.

The *Arm* extends from the top of the shoulder to the elbow. It consists of a single long bone joined to the shoulder-blade, so as to possess a very free motion on all sides. This connection is strengthened by the fleshy portions which extend to it from the back and breast, and perform its various motions. These, covered with skin, and supplied with blood-vessels and nerves, give the external form to the Arm.

The space included between the elbow and the Wrist is called the *Fore-Arm*. It is composed of two long bones tied to each other at both ends. These bones are joined to the lower end of the bone of the arm, in such a manner, that, like a hinge, they have only motion backwards and forwards, while at the same time one of these bones has a rotatory motion.

The *Wrist* consists of eight small bones placed in two rows; the first of these is connected with the bones of the fore-arm, by a moveable hinge-like articulation; and the second is joined to the hand in such a manner, that a slight degree of motion only can take place between them.

The Wrist serves as a basis to the hand, and affords it a large free motion.

The *Hand* consists of four long small bones, four fingers, and the thumb.



The four long small bones are articulated with the wrist and the fingers, the latter of which they support. They are joined together at each end, and are hollow where they form the palm, and convex at the back of the hand.

The four fingers, each composed of three bones, are capable of a great variety of motions.

The thumb, consisting also of three bones, is articulated with one of the bones of the wrist.—It serves to regulate the motions of the fingers.

A number of muscles, covered with skin, and supplied with nerves and blood-vessels, make up the figure of the fore-arm, and perform its motions. The wrist and hand, besides these, have a great many ligamentous cords, which facilitate the complicated motions of which they are susceptible.

**INFERIOR EXTREMITIES.**—The Inferior extremities are divided into the *Thighs*, *Legs*, and *Feet*.

The *Thigh* is formed by a very large long bone, covered by a number of fleshy portions, which perform its various motions. These on the back part attached to the thigh, and the bones of the basin, constitute the *Hips*.

The Thigh-bone has a large round extremity, by which it is fixed in the cavity formerly described in the nameless bones, in such a manner that it has very extensive motions. The other end is articulated with the legs.

The *Legs* consist of two long bones, situated nearly in the same manner with respect to each other as the bones of the fore-arm, and possessing a similar degree of motion.

The



The Bones of the Legs are articulated with the thigh-bone, nearly as those of the fore-arm are with that of the arm. A thick roundish bone called *Knee-pan*, is placed at the forepart of this articulation, having a very free motion upwards and downwards. This bone regulates the motions of the legs.

The articulation between the thigh and leg forms the *Knee*.

The inferior extremity of each bone of the leg projecting somewhat outwards constitutes the *Ankle*.

The *Foot* is composed of a variety of bones, seven of which form the back part of the foot.— They are articulated with the bones of the leg, and with one another, so as to allow the various motions of the foot, while their back part, composed of one large piece, the *Heel-bone*, affords attachment to a strong tendon, which strengthens the articulation.

Five long bones are placed between these and the toes. They have no motion between themselves, but are joined together in such a manner as to form an arch along with the bones behind them. By this means a very firm support is afforded to the body, while the blood-vessels and nerves which supply the foot are protected from injury.

The *Toes*, like the fingers, are five in number. The great toe consists only of two pieces of bone; the others have three. The toes, though they have not so extensive a motion as the fingers, are of great use in walking.

The inferior extremities are supplied, like the superior, with blood-vessels, nerves, muscles, liga-



ments, &c. The skin on the soles of the feet is thicker and more insensible than in any other part of the body.

### GENERAL OBSERVATIONS ON THE STRUCTURE OF THE BODY.

**A**LL the parts of which the human body consists, admirably connected with each other, form a general assemblage of powers, by which every purpose in life is wonderfully performed.

The *Head* affords a situation for the organs of the senses, which adapts them for the important office of serving as centinels to announce the approach of danger from surrounding bodies, and which renders their influence extensive.

The *Superior Extremities* act as servants and defenders of these organs, and are therefore placed near them.

The *Chest* is excellently constructed for the safe lodgment of the powers by which the blood is purified, and sent to every part of the body.

The *Belly* contains those organs which supply the new materials of the body, and carry off the worn-out ones.

The *Inferior Extremities* serve as beautiful pillars to the whole human fabric, while they bestow on it a power of moving from place to place.

The *Whole Body* may be considered as the habitation of a certain principle which animates and regulates every part of it. The instruments of this principle are the nerves.

The necessary actions of the body after a certain period induce a degree of lassitude, which terminates



nates in a total inability of performing the ordinary functions of life. *Sleep* is therefore provided for recruiting the body.

The *Involuntary Actions* of the body are continued during sleep, but in a slower succession. The thinking principle; except in cases of disease, is quite suspended.

**A**Ll the parts of which the human body consists, naturally combined with each other, form a general assemblage of powers, by which every purpose in life is wonderfully performed. The Head affords a situation for the organs of the senses, which adapts them for the important office of serving as sentinels to announce the approach of danger from surrounding bodies; and which renders their influence extensive.

The Superior Extremities act as servants and assistants of these organs, and are therefore placed near them.

The Heart is excellently constituted for the purpose of the powers by which the blood is purified, and sent to every part of the body. The Belly contains those organs which supply the new materials of the body, and carry off the worn-out ones.

The inferior Extremities serve as servants and assistants to the whole human system, with their power, on it a power of moving from place to place.

The Whole Body may be considered as the habitation of a certain principle which animates and regulates every part of it. The instruments of this principle are the nerves.

The necessary actions of the body after a certain period induce a degree of lassitude, which terminates



PART I.

MANAGEMENT

OF

FEMALE COMPLAINTS.

CHAPTER I.

OF THE CIRCUMSTANCES IN THE STRUCTURE OF WOMEN, WHICH CONSTITUTE PECULIARITY OF SEX.

ALTHOUGH the external form of women, except in certain respects, appears nearly the same with that of men, yet there are some general circumstances in which they differ materially.

Their bodies are commonly of a smaller size, their skin more smooth, their limbs better turned, and their whole frame more delicate and irritable.

These however, and a variety of other differences, are universally known. The great distinguishing peculiarities in the structure of women, are the Breasts, the Bason, and Uterine system.

SECTION



## SECTION I.

*Of the BREASTS.*

**T**HE situation and appearance of the Breasts are so obvious that they require no description.

The Breasts are of a glandular structure, supplied with many lymphatics, blood-vessels, and nerves, mixed with fat and cellular substance.— In the unimpregnated state, they may be said to be useful only as ornaments; but at the end of pregnancy, they furnish milk for the nourishment of the child.

The milk is prepared by the glandular structure of the breasts from the blood. It is taken up by a great many minute tubes; these terminate in several small vessels, which carry the milk to the nipples.

These vessels are surrounded by a tough elastic substance, and have their ends corrugated, by which the milk, except it be accumulated in great quantity, is prevented from flowing out spontaneously.

By the operation of sucking these vessels are drawn out, by which they become straight, and therefore no longer impede the egress of the milk, which is propelled into them by the suction.

When the breast is no longer sucked, the vessels regain their former situation, by means of the tough elastic substance which surrounds them.

The breasts have a very remarkable connection with the womb, as they suffer considerable changes

when



when it is affected. This circumstance cannot be altogether explained by the anatomical structure of the breasts.

## S E C T I O N II.

### STRUCTURE of the BASON.

THE lower part of the belly of women is very different from the same part in men\*, for the cavity called *Bason* or *Pelvis* in them is much larger.

The *Bason* in women is more shallow than in men; the sacred bone is broader and more hollow; the rump-bone, though it projects considerably forwards, is very moveable, and can be pushed back to a line with the extremity of the sacred bone. The haunch and hip-bones are also at a greater distance from each other in women than in men, and the arch at the forepart, below the junction of the share-bones, is much wider.

The *Brim* of the female *bason* is of an oval figure; it measures in the greatest number of women, from the back to the forepart, nearly four inches, and from side to side about five; but as a thick fleshy portion is extended along its side, the greatest width of the brim in a living person is in a slanting direction between these two.

The *Bottom* of the pelvis has naturally no regular appearance; but in certain circumstances during parturition it acquires nearly the same form and dimensions as the brim; for it measures five inches

\* See description of the *bason* in men, page 52.



inches from the back to the forepart, and four from side to side.

The widest part of the bottom, however, is exactly opposite the narrowest part of the brim, for the brim is widest from side to side, and the bottom is narrowest in that direction.

The depth of the female pelvis varies in different parts. Behind, when the rump-bone is pushed back, it measures six, at the sides four, and before, nearly two inches.

When the body is erect, the brim of the basin lies in a more slanting direction than that of the male, for the upper part of the sacred bone is almost three inches higher than that of the share-bones.

The child passes through the cavity of the basin in parturition; and for that purpose the part which generally passes down first, *the head*, is admirably adapted to the particular shape of that cavity.

The head of a child is oval, and its dimensions correspond nearly with those of the pelvis; it possesses, moreover, a power of being diminished by compression, in consequence of the bones which form the skull being connected to each other very loosely.

When the head passes, it in general occupies the least possible space; and therefore the part at which the hairs go off in different directions, is always foremost, and the largest part of the head is uniformly applied to the widest part of the basin.

The head therefore enters the basin in such a manner that the ears are placed obliquely towards the sacred and share bones, and is pushed down



down in the same direction till it arrives at the bottom of the basin. The longest part of the head being then applied to the narrowest part at the bottom of the pelvis, the position must be altered before it can proceed farther. This actually takes place; for the face is turned into the hollow of the sacred bone, and the back-head towards the share-bones; the arch of the share-bones then receives the back-head, while the face gradually passes along the sacred bone till the whole is protruded.

When the head of the child is at the bottom of the basin, before it is turned in the manner described, the widest part of the shoulders are applied to the narrowest at the brim, by which means the child could not pass out in that direction, even although the bottom were wide enough for the passage of the head.

When, however, the head is adapted to the bottom of the pelvis, the shoulders accommodate themselves to the dimensions at the brim, and then, when they arrive at the bottom, they make the same turn which the head does.

The structure of a child is such, that every part of the body readily passes through an aperture which can admit of the passage of the head and shoulders.

The Basin, therefore is admirably well adapted for parturition. The manner in which the child passes through it, is a circumstance with which practitioners ought to be intimately acquainted, before they can attempt to afford assistance during delivery. Many dreadful accidents have been the consequence of ignorance of this subject.—

Words



Words alone cannot convey such an idea of it as is necessary in practice.

### SECTION III.

#### *Of the UTERINE SYSTEM.*

**T**HE Uterine System\* consists of the *Uterus* or *Womb* itself, and its *Appendages*.

The *Womb* is a small hollow organ, shaped somewhat like a pear flattened, placed in the cavity of the basin, between the straight gut and bladder. The *Womb* is divided into the Bottom, the Body, the Neck, and the Mouth. The bottom is the line between the two upper corners; it is placed somewhat below the brim of the basin, and is about two inches in extent. The mouth is the lowest part of the *Womb*; it consists of a small opening, surrounded by two pretty thick lips; the appearance, however, of this part varies in different women.

The body and neck, each contributing almost equal proportions, form the space between the bottom and mouth.

The substance of the *Womb* is fleshy, but it is more compact than that of any other fleshy part; it is supplied with a number of blood-vessels, lymphatics, and nerves, which are so much compressed that their course cannot be traced.

The inside of the *Womb* is lined with a very fine skin, which is somewhat wrinkled in young women, particularly towards the neck. The

F structure

\* The description of the Uterine System relates only to those organs in the unimpregnated state.



structure of this skin is not perfectly understood. The extremities of many very minute vessels can be perceived on its surface; and between the wrinkles there are small mucous glands.

From the inside of the Womb the periodical evacuation proceeds.

In the natural unimpregnated state there is no cavity in the Womb, for the sides of its internal surface are every where in contract.

There are three openings in the Womb, two (one at each corner) at the bottom, and one at the mouth: the former are always very minute, the latter varies in different women.

*Appendages of the Womb.*—The mouth of the Womb hangs into a canal which serves as the passage to that organ. This canal, called *Vagina*, being attached to the neck of the Womb, higher at the back than the fore part, forms an angle with it.

The Vagina is a membranous, fleshy canal, composed of several layers, capable of being considerably lengthened and enlarged on different occasions. Its ordinary length is about four or five inches, and its breadth between one and two.

The layer which constitutes the inside of the vagina being much longer than the other, forms a number of small folds, which are obliterated after frequent child-bearing, &c. This layer has many mucous glands over its surface, and is exquisitely sensible.

The vagina, connected to the womb in the manner already described, passes down between the straight gut and bladder under the arch of the share-bones. It is united with the bladder and the passage



passage leading to that organ, at the forepart in its whole extent, and in a certain degree at the back part with the straight gut. From this circumstance, disorders in any of these parts will be readily communicated to the others.

The skin which covers the external surface of the womb (the same with that which lines the whole belly) forms at each side a broad doubling, named *Broad Ligaments*.

These doublings connect the womb to the sides of the basin; in so loose a manner, however, that they do not prevent it from occasionally changing its situation. They afford also support to the blood-vessels, nerves, and lymphatics of the womb. From each corner of the bottom of the womb two small narrow fleshy canals run along the upper part of the broad ligaments in a curved direction, and terminate at the sides of the basin in a fringed substance, which hangs loosely in the cavity of the belly. These are the *Fallopian Tubes*.

The Fallopian Tubes communicate with the womb at the minute openings of its bottom.— In their course they gradually enlarge, but at their fringed extremities they again have a very small orifice.

About one inch from the womb, at each side, two small bodies are placed in the broad ligaments, resembling a nutmeg flattened, called *Ovaria*. They are plump, large, and rounded in young healthy women, and become shrivelled and small in those who have had many children.

The structure of the ovaria, though certainly glandular, is imperfectly known.

At the forepart of the womb, below the begin-



ning of each Fallopian tube, a round cord, composed of vessels, nerves, &c. intimately interwoven, passes down to each groin. These are named the *Round Ligaments*. They seem to be principally useful in retaining the womb in its proper situation\*.

#### S E C T I O N IV.

##### *Of the PERIODICAL EVACUATION.*

**W**OMEN in the unimpregnated state are subject to a *certain Evacuation*, which recurs periodically generally every fourth week, more frequently in some, and more seldom in others.

This discharge, called *Menstruation*, commonly commences about the fourteenth, fifteenth, or sixteenth year, according to the growth of the body, and of the uterine system. It usually ceases some time between the fortieth and fiftieth year, soonest in those in whom it appears earliest.

The periodical evacuation continues in general for three, four, or five days, during which time the quantity discharged is from a gill to half a pint. It is, however, liable to considerable variation in quantity and time of duration, in different women, and in different climates.

The  
\* In the former editions of this work, the Uterine System was minutely described. The author, however, with a view to render the present edition more generally acceptable, has placed the former description in a short Syllabus, which he has printed for the sole use of his female pupils.



The commencement of the periodical evacuation introduces an important change in the female constitution. It ought therefore to be viewed as a critical season, which demands a greater share of attention than is generally paid to it. Many diseases which had previously resisted the power of medicine, often abate or disappear on the regular establishment of that evacuation.

The management of young women at that tender and critical age ought therefore to be particularly attended to.

The revolution which the periodical discharge induces in the female constitution is not effected at once: A number of preceding complaints announce its approach. A general languor and weakness, depraved appetite, impaired digestion, frequent head-ach, and hardness and tightness of the breasts, often distress young women several weeks or months before the discharge appears.— These symptoms require the use of those remedies which tend to strengthen the general habit, such as nourishing diet, small doses of light bitters, preparations of steel, particularly in the form of mineral waters, together with variation of scene, and moderate exercise in dry open air. At the same time, late hours, fatigue from dancing, exposure to heat, or long confinement in crowded places, and irregularities of every kind, ought to be prohibited in the strongest terms.

If, however, notwithstanding such treatment, or in consequence of any imprudence, the health should become much impaired, and the body wasted, there is the greatest reason to dread *hectic fever*, a disease of the most alarming nature. Many



young women in such a situation are daily lost, from neglect, or from not having early recourse to the advice of practitioners of midwifery.

After the periodical evacuation has been perfectly established, its approach is generally announced by one or more of the following symptoms. Fulness, tension, or pain in the breasts; pain or giddiness in the head; a slight degree of nauseating sickness; pains in the belly and loins striking downwards; heaviness and weakness of the eyes, with a livid circle under the eyelids; together with a general languor.

The greatest number of women are occasionally subject to some of these symptoms; though a few suffer no deviation from their usual state of health.

When there is reason to expect the periodical evacuation, every thing which may discompose the mind or body should be carefully avoided, particularly passions of every kind, and exposure to cold, or violent exercise or fatigue. The food should be plain and simple, such as may not overload the stomach or disturb the bowels.

When any of the symptoms which precede the discharge, such as pains in the head, or back and loins, continue violent for a considerable time, the feet should be bathed in warm water, and some weak warm white-wine negus or whey should be drank.

There are many disputes about the *causes* and *uses* of the periodical evacuation; these subjects are inconsistent with the nature of this work.

This discharge disappears during the time of pregnancy and giving suck.—An idea prevails much even among practitioners otherwise eminent,



ment, that women are sometimes *regular* when with child for the first four or five months, or even more. This, however, is a mistake, for from the nature of pregnancy this is absolutely impossible; cases indeed from time to time occur, where a trifling *appearance* takes place in the early months. Such discharges differ materially, both in their *nature* and *origin*, from the real periodical evacuation, and always indicate something uncommon, and therefore require the attention of a skilful practitioner.

Women are subject to the periodical evacuation after having given suck for a certain time: nature seems then to indicate that they are no longer fit for nurses, and therefore they ought certainly to take the hint. If this be neglected, it is well known the child will suffer.

## CHAPTER II.

### SEXUAL DISEASES.

**W**OMEN are subject to many diseases in consequence of peculiarity of sex. Some of these, by affecting the capacity of the basin, impede the delivery of the child; others, by inducing troublesome symptoms, render life uncomfortable; and many, by affecting the general health, prove the source of the most dangerous symptoms.

It is of importance to explain the nature of all these diseases, that those afflicted with any of them may be enabled to apply proper remedies,



or have recourse to proper advice before it be too late.

S E C T I O N I.  
DEVIATIONS *in the FORM of the BASON in consequence of DISEASE.*

**T**HE human body is subject to a disease of the bones which is peculiar to itself, for it has not been discovered in any animal. This disease is so great a degree of softness in the bones, that their shape becomes changed by the pressure of the different parts of the body. It most frequently appears in children, and is in them called *Rickets*. It sometimes also occurs in grown persons, in consequence of any tedious lingering disorder, which very much impairs the constitution, and is then named *Softness of the Bones*.

When females have this disease, they naturally become unfit for being mothers, as they must either, according to the progress which the disease makes, bear children with much difficulty and danger, or must be incapable of ever producing a living child.

It was formerly remarked\*, that the bason supports the body; if therefore the bones of which it is composed become soft, the weight which they necessarily bear must unavoidably alter their shape.

The situation and form of the sacred bone are more frequently changed than those of any other bone of the bason, because in every attitude but lying, it has the greatest weight to support.

The

\* Introduction p. 52.



The foreparts of the basin are sometimes made to approach the back-part; and it often happens that the seat-bones are forced very near each other. This generally affects the share-bones; so that the sides of the arch between them become nearly close to each other.

The rump-bone also is liable to be turned to a side, or crooked up.

These, and a variety of other deviations from nature, in consequence of softness of the bones, diminish the passage through which the child must proceed, in degrees corresponding with the obstinacy and time of duration of the disease.

The same circumstances are sometimes the effects of particular occupations of life, as embroidering, &c. where the body is inclined to one side, and also of those accidents which render that posture necessary.

Deficiencies in the capacity of the bottom of the basin are easily observed; but it requires much practice and judgment to discover those of the upper opening; on such knowledge, however, the life of mother and child must often depend.

Wherever women become pregnant who have had rickets in their youth, or who have narrow haunches, legs short in proportion to their bodies, or who have been at a former period long confined to bed, from rheumatism, or any tedious weakening disease, they have reason to dread a difficult labour.

It is therefore an indispensable duty incumbent on every woman in such a situation, in so far as she ought to regard her own life, and the natural wish of becoming the mother of a living child, to



put herself at once under the care of the most eminent practitioner to whom she can have access. From this circumstance not being attended to, many unfortunate women are every day lost, in consequence of the delay which must always take place when *extraordinary* assistance becomes necessary.

Sometimes women have a deficiency of space in the basin, who are otherwise well made.— In such cases, the situation of the woman under the care of an ignorant practitioner must be dreadful.

## SECTION II.

### EXTERNAL SEXUAL DISEASES.

**W**OMEN have sometimes *Peculiarities* in their *External Form*, which may proceed from original mal-conformation, or be the effects of other diseases.

When there is any thing uncommon in external appearance, that false delicacy, so natural in women, which often prevents them from consulting experienced practitioners, should be immediately overcome, otherwise they may be subject to many inconveniencies which might easily be avoided.

The following Case, which occurred to me some time ago, will illustrate this observation better than any argument which could be adduced.

#### CASE I.

IN the year 1786, I was called by a very judicious



icious medical practitioner, a few miles from Edinburgh, to visit a Lady whose case he said seemed very uncommon.

She had been, I learned, for three days in very strong labour; but the child could not be delivered in consequence of there being no *outlet for it*.

On examination, I observed a very small opening, large enough to admit the point of the little finger *only*, situated about four or five inches in a direct line above the *Anus*. This had always served as a passage for the urine, and periodical discharge.

The force of the labour pains had pressed down the child on the fleshy parts at the bottom of the basin, so that it could be felt distinctly through them, by passing a finger into the straight gut.

The patient had suffered the greatest agony for three days, during which time a female practitioner attended. When the other practitioner and I were called, she was quite exhausted, and nearly sinking.

An opening was immediately made in the direction of the ordinary passage; she was soon delivered; recovered perfectly; and was afterwards exempt from the inconveniencies which she formerly suffered.

---

Although women be apparently properly formed, the passage of the periodical evacuation is sometimes obstructed by a firm membrane, which closes up the entrance of the vagina.

This preternatural appearance, at a certain period of life, produces the most painful and troublesome complaints; for a tumour or swelling is gradually



gradually formed, by the accumulation of that fluid which ought to be discharged. From the confinement of the fluid, and the push which it makes at the accustomed periods, the most violent bearing down pains will be occasioned.

These bearing down pains increase in violence according to the duration of the complaint, and at last, in the advanced stage of this disease, resemble so much the throes of labour, that they have often been mistaken for it.

This disease will be readily known by this circumstance, that the painful symptoms disappear during the interval of the accustomed periods.

The cure of this disease, which is very simple, consisting only of an incision through the obstructing membrane, must be trusted to a skilful practitioner.

The external form of women is apt to become changed, by the cohering of contiguous parts, in consequence of excoriations, or of previous inflammation.

Every part of the body becomes excoriated if exposed to moisture and not kept clean; the most delicate parts are more particularly liable to this accident.

The great advantage, as well as necessity, of the frequent use of the *Bidet*, will therefore be very obvious, as it affords the best means for preventing excoriations, and their disagreeable consequences.

When excoriations do happen, their treatment ought to be simple. If they are slight and superficial, the application of cloths dipt in Port wine, or a weak solution of sugar of lead \*, will remove

the  
\* Viz. ten grains dissolved in half an English pint of rose-water.



the complaint; but if the excoriations have a fiery appearance, and be deep seated, they ought to be dressed with spermacei ointment, very thinly spread on linen.

*Inflammation* affecting women *externally*, if accompanied with heat, throbbing pain, swelling and tension, from having a very great tendency to terminate in extensive suppuration or mortification, ought to be always particularly attended to in the beginning; women should not therefore, in such cases, delay having recourse to proper assistance. If, however, this cannot be procured, violent pain must be prevented by doses of laudanum †, and a poultice consisting of soft bread soaked in alum water, or a strong solution of sugar of lead ‡, should be applied to the inflamed parts.

In cases where the inflammation is very violent, blood should be taken from the arm, and also by means of leeches from the part.

A particular kind of inflammation is attended with a very troublesome, though not dangerous symptom, *an excessive degree of itching*. This complaint, however, is the effect of several causes, which cannot be explained to those who are ignorant of the practice of physic. If, therefore, it be not removed by low living, and repeated doses of cooling salts, along with the liberal use of ripe fruits, proper advice will be required. The dis-

G

ease

† The ordinary dose of laudanum for *grown persons* is from twenty to thirty-five drops, according to the temperament and strength.

‡ Viz. a drachm dissolved in a gill of vinegar and half a pint of rose-water.



case will often be palliated by frequent doses of laudanum, and the application of simple camphorated ointment, or Goulard's cerate, to the affected parts.

### SECTION III.

DESCENT or BEARING DOWN of the WOMB, and PROTRUSION of the VAGINA.

THE connections of the womb, it was formerly observed\*, are so loose, that it readily changes its situation.

From this circumstance it will be understood, that if the vagina be very much relaxed or enlarged, the womb will fall lower into it than it naturally does.

When this happens, it presses on the neck of the bladder and the lower part of the straight gut, which excites a disagreeable sensation in these parts.

The symptoms of this complaint in its incipient state, are, bearing down pain, especially when using exercise, frequent desire to make water and go to stool, and a discharge of a slimy fluid from the vagina.

When these symptoms are disregarded, the disease continues to increase in proportion to its duration. In many cases the womb protrudes entirely without the vagina, and then becomes highly troublesome and painful. It also in that state, from its connection with the bladder, renders the unfortunate subject of it unable to make water, without



without lying down and pushing up the protruded tumour.

The causes of the descent of the womb ought to be universally known, as it is certainly often in women's power to escape entirely from the miserable and uncomfortable state to which they must be reduced if subject to that complaint.

Every disease which induces weakness of the habit in general, but more especially of the passage to the womb, will lay the foundation for the *Bearing down* or *descent* of the uterus. Irregularities of the periodical evacuation, frequent miscarriage, improper treatment after labour, and too early or violent exercise after lying-in, are the most common circumstances to which this disease must be attributed.

The cure of *Bearing down* of the womb, if attended to early, will often be easily accomplished.

The tone of the vagina must be restored by the cold bath, and astringent lotions thrown into it three or four times a-day, while at the same time internal strengthening remedies should be taken, and the patient confined very much to a horizontal posture.

When, however, the disease has proceeded so far that the womb *descends*, the cure will be attended with considerable difficulty, and will require time in proportion to the duration of the complaint, and the state of the patient's general health.

Young married women, troubled with descent of the womb, may expect to be entirely relieved from it if they become pregnant, provided they be *properly treated after delivery*.



In cases where there is no probability of pregnancy, the womb should be kept up by means of a piece of sponge adapted to the passage, moistened with any mild astringent liquor, and the remedies advised for *bearing down* of that organ should be carefully employed.

When, however, the descent of the womb is very troublesome, and has continued for a considerable time, the only relief which can be obtained must be procured from the use of an instrument called *Pessary*.

Women in general are prejudiced against such instruments, and many practitioners have recourse to them with great reluctance; some indeed have absolutely prohibited their use, and have alledged that they can never answer any good purpose, but on the contrary, will always increase the malady, and produce other bad effects.

That pessaries have often been the cause of many very troublesome as well as dangerous symptoms cannot be denied; but this can only happen when they are *improperly managed*; for these instruments, when judiciously employed, always contribute, very materially, at least to the ease and comfort of the patient, and can never do any harm.

I know at present many women who are enabled, by the use of a pessary, to make every exertion necessary in active life, without feeling the smallest pain from the instrument; while the few who, in the course of my practice, have refused to try that expedient, suffer all the disagreeable effects which can originate from a weakening disease and want of exercise.

PROTRUSION



**PROTRUSION** of the VAGINA.—This disease is not so frequent as descent of the womb; but when it occurs, it is fully as troublesome. It appears in the form of a tumour hanging out without the passage, with the mouth of the womb at the upper and forepart of it, which distinguishes it from the protrusion of the womb.

When the vagina is very much relaxed, and at the same time narrow, the weight of the womb bearing down on it will push out that part of it which is most loosely connected to the contiguous parts\*, and consequently occasion the appearance already described.

The cure depends on the protruded part being replaced, and the weakened state of the vagina remedied. These purposes will be accomplished by the means recommended in cases of descent of the womb. As, however, protrusion of the vagina is often the consequence of general weakness of the habit, the Peruvian bark, and mineral waters, with steel, should be taken internally, and a suitable plan of diet and exercise ought to be followed.

#### SECTION IV.

##### TUMOURS *in the VAGINA and WOMB.*

**THE** Vagina and Womb are subject to fleshy excrescences called *Polypous Tumours*, in common with some other parts of the body. These in many cases are soft as cloated blood; in others they resemble flesh; and sometimes they are found

G 3

\* See p. 74.



of a hard consistence. They are of different sizes and shapes.

Little inconvenience is felt from these excrescences when they are small, except from their occasioning irregular discharges of blood from the womb or vagina. But the most troublesome as well as dangerous symptoms occur in the progress of the disease, when the tumour becomes bulky.

Violent bearing-down pain, frequent discharges of blood, and the constant draining of a fetid, ill coloured fluid from the vagina, along with inability to make water, and irritation on the straight gut, inducing continually desire to go to stool, are the symptoms of a large excrescence in the womb or vagina. When the disease has continued for some time, the tumour hangs at last without the passage of the womb.

These excrescences have often been mistaken for descent of the uterus, and sometimes even for the head of a child. A surgeon in Lyons actually tore away, by the utmost exertion of force, the womb along with an excrescence, having imagined that the unfortunate patient was in labour, and that he pulled by a part of the child.

If this disease be long neglected, the pains will increase in violence, and the patient will become emaciated from the continually discharges. In the following case, the event was more fortunate than could have been expected in such circumstances.

### C A S E II.

A young Lady in the country had been subject for several months to violent pains and uneasy weight



weight at the lower part of the belly, along with constant discharges of a fetid ill-coloured matter from the passage of the womb. She had also frequent loss of blood from the uterus. At last she became quite emaciated, and reduced to such a degree of weakness that she could not rise from bed.

This young Lady's case was considered desperate, till one of my pupils, who was established as Surgeon in that part of the country, was called to visit her. On his arrival, he found her affected with pains resembling those of labour; and on examination discovered a very large polypous tumour, of a firm consistence, similar in bulk and shape to a child's head. He had no difficulty in bringing this away, as it was attached by a very slender stalk. The patient had a complete recovery.

---

In the treatment of excrescences in the vagina, &c. it is of very great importance to form an accurate idea of the disease. The symptoms therefore, which distinguish it from other complaints ought to be well known.

Excrescences of the womb differ from descent of that organ, in being attended with frequent discharges of blood, and when felt, in being broad and bulky, and having no orifice like the protruded womb, and in being easily moved or twirled round, as it were, by the finger.

If the disease produced by such excrescences be early attended to, in many instances it can be removed without danger, or occasioning much pain.

But



But when the excrescences have acquired a great size, the danger is proportionally greater.

The cure depends on a chirurgical operation, which ought only to be attempted by those who have had oportunities of treating such cases, as it requires a very accutate knowledge of the structure and situation of the contiguous parts, to avoid those errors in performing it which have proved fatal to many women.

## SECTION V.

### CANCEROUS AFFECTIONS *of the WOMB.*

**U**LCELERATED Cancer of the Womb is perhaps the most dreadful disease to which the human body is subject. The unfortunate sufferer feels constant excruciating burning pain in the womb, and has a very fetid acrid discharge of matter from the vagina, which excoriates every part which it touches, notwithstanding the greatest attention to cleanliness, which ought never to be neglected.

At last all the parts contiguous to the womb become ulcerated; and the situation of the patient is not only tormenting in the highest degree to herself, but shocking to every one about her. Under such circumstances, death loses its formidable appearance, and is anxiously wished for, both by the unhappy sufferer herself, and by all her friends.

No medicine has yet been discovered which can remedy this dreadful disease, after it has induced these symptoms. The largest doses of laudanum are scarcely sufficient to lull the pain; and every other



other remedy hitherto tried in such cases has been found ineffectual.

As, however, the disease generally exists for a considerable time before it becomes so truly shocking, by a proper attention to the symptoms, its progress may often be retarded, sometimes even almost impeded.

When, therefore, women at the decline of life feel an uneasy weight, irregular shooting pains, attended with the sensation of heat, or disagreeable itching, at the lower part of the belly, they have reason to dread threatening cancer. If, at the same time of life, any hardness be felt about the breast, even although there is no pain, future cancer of that organ, or of the womb, (for the one has a remarkable connection with the other,) may be expected.

Such symptoms require the most serious attention; for the woman's comfort must depend on their proper treatment; and therefore recourse should be had, on their first appearance, to the advice of a practitioner of midwifery.

By a continued perseverance in milk and vegetable diet, with a total abstinence from animal food of all kinds, and every fermented liquor, and by occasional blood-letting, and the establishment of one or two issues in the arms or above the knees, together with frequent doses of cooling laxative salts, the progress of the disease may be retarded.

## SECTION VI.

### *DROPSY of the APPENDAGES of the WOMB.*

**T**HE Womb itself has been imagined to form the seat of collections of a watery fluid, like  
other



other cavities of the body. This, however, can never probably happen, except where the fluid is contained within white-coloured bladders of various sizes, resembling green grapes when too ripe, called *Hydatids*. The nature of these bodies is not yet fully understood. At first I was inclined to suspect, that when hydatids were situated in the womb, they were formed by the retention of part of the *after birth*, or of a blighted conception. But the following case overturned this opinion.

### C A S E III.

A Lady at the cessation of the periodical evacuation complained of symptoms which indicated the existence of a polypous tumour in the womb; And on examination this was found to be really the case.

The tumour was easily removed; and the patient recovered perfectly.

About ten years afterwards the Lady began to feel an uneasy weight at the lower part of the belly, and suspected that her former complaint had returned. The mouth of the womb, however, was found quite closed up; but the uterus appeared bulky and heavy. This appearance continued for some time, attended with no other inconvenience than what originated from the sensation of a considerable weight, which produced a degree of bearing-down.

At last, in the 62d year of her age, this patient was seized with very strong forcing pains in the womb; and a large mass, weighing above two pounds, consisting of a quantity of hydatids, joined together by a membranous substance, was passed.

During



During the violent pains which preceded the expulsion of this mass, the patient lost so great a quantity of blood from the womb, that faintings were induced, and she became very much weakened. After a few weeks, however, by proper management, she recovered perfectly.

The appendages of the womb, called *Ovaria\**, are very frequently the seat of the dropsy. This disease most commonly occurs at that time of life when the periodical discharge naturally becomes irregular, though it sometimes appears in young women.

At first, dropsy of the ovarium is very small, and attended with no disagreeable symptoms.— It increases gradually in bulk, and is originally confined to one side only, and most generally the left one. The patient enjoys usual good health in most cases till the tumour has acquired a considerable size; it then induces pain in the thigh corresponding with the side in which the swelling is situated, and by degrees the body becomes wasted, the appetite bad, and consequently the patient's strength is impaired.

When the swelling has increased so much as to enlarge the whole belly, breathlessness and cramps of the thighs and legs are produced, which at last terminate the woman's life.

The progress of this disease, however, is not equally rapid in all cases. Some women have had dropical ovaria above twenty years, without feeling much inconvenience from them. Of this I once saw a very remarkable instance; the patient was

\* See p. 76.



at last suddenly carried off by the fluid bursting into the cavity of the belly. In others, the dangerous symptoms proceed with rapidity to their fatal termination.

Every thing which tends to retard the action of the vessels of the body proves a cause of dropsy.

It was observed\*, that a thin fluid is furnished by the arteries, which lubricates the surface of every cavity of the body. If the proportion of this fluid be too great in any of the cavities, either from being supplied in too large quantity, or from not being regularly absorbed, it will gradually accumulate, and form dropsy.

Although the ovaria in their natural state have no cavity, as they are of a spongy texture, they are calculated for allowing the stagnation of fluids, while their outer covering is capable of a very great degree of distension, and hence readily becomes a sac for containing the accumulated fluid.

Every circumstance, therefore, which is apt to impede the circulation of the blood, or to weaken the general habit, but more especially the uterine system, may occasion dropsy of the ovaria. Consequently too tight lacing, with a view to acquire a fine shape, sedentary life, frequent discharges of blood from the womb, and injuries during labour, lay the foundation for this disease.

Dropsy of the ovaria ought to be carefully distinguished from general dropsy, and from pregnancy; if it be mistaken for the former, the patient may be teased with medicines which will rather aggravate than relieve the disease; and if the latter be taken for this complaint, the most fatal consequence;

\* See Introduction, page 4.



consequences must follow. Many women have lost their lives by such mistakes.

Dropsy of the ovarium is in general seldom discovered early enough to admit of a complete cure. The great aim, therefore, in most cases, ought to be to prevent its progress.

For this purpose, every means which can promote general health ought to be employed.

Diuretic medicine and gentle laxatives should also be taken from time to time. Nitre, cream of tartar, and an infusion of juniper berries or of broom-feed, seem to be the best diuretics; and any of the laxative cooling salts may be used to keep the belly gently open. These remedies are serviceable only in preventing the watery fluid from increasing in quantity, for there is little probability that it can be evacuated by the power of any medicine. When the symptoms of breathlessness and very great debility become urgent, the water may be taken off by the operation of tapping. A temporary relief only, however, will in general be obtained by this means, for the fluid will be soon again accumulated in increased quantity.

In some rare cases, where the general health of the patient remained unimpaired, by the use of strengthening remedies the disease has been prevented from returning after tapping; and hence patients, under such circumstances, should not altogether despair.

The fluid in dropfical ovaria, however, is more often contained within hydatids, than within a single sac, and therefore much less can be expected from medicine. This may be known from the inequality of the tumour. It is of consequence



to discover the existence of hydatids, as in such cases little benefit can be procured from an operation.

Fortunately, where hydatids occasion the swelling of the ovaria, the bulk of the tumour in general does not increase so rapidly as in cases of simple dropsy of these organs.

## SECTION VII.

### IRREGULARITIES of the PERIODICAL EVACUATION.

**I**T is well known, that those women are most healthy who have the periodical discharge most regularly; and, on the contrary, that those who have bad health, either have it *excessively, sparingly, irregularly, or want it altogether.*

Hence it has been supposed to be so much connected with health, and so essential to the female constitution, that irregularities of that evacuation prove the source of most of the diseases incident to the sex. In general, however, these are more frequently the *effects* of something faulty in the habit, than the *cause* of the bad health which at that time occurs.

Women of fashion, and of a delicate nervous constitution, are subject to sickness, head-ach, and pains in the back and loins, during the periodical evacuation.

Those of the lower rank, inured to exercise and labour, and strangers to those refinements which debilitate the system, and interrupt the functions essential to the preservation of health, are seldom observed



observed to suffer at these times, unless from general indisposition, or a diseased state of the womb.

Women subject to pain, &c. while out of order should be cautious what they eat or drink at that period. They should frequently repose on a bed during the day, when oppressed, languid, or pained. They ought to drink moderately any warm diluting liquor which is most grateful to the stomach, as gruel, weak white-wine whey, cow-milk whey, penny-royal or balm tea, &c. and must carefully guard against cold, fatigue, and night irregularities.

The pains with which many women are so much distressed during this period are best relieved by opiates. Fifteen drops of laudanum may be taken in a cupful of warm tea in the morning, and twice that quantity in weak negus, white-wine whey, or gruel, at night, immediately before bed-time.

The tendency to constipation which opiates induce, must be counteracted by the use of gentle laxatives or emollient glysters.

Women who are nervous and delicate, whose health has been impaired by frequent miscarriages, or whose constitution is weakened by a sedentary inactive life, low diet, or any other cause of debility, are chiefly subject to *immoderate, long-continued, or frequent* menstruation.

When the blood evacuated, instead of being purely fluid, comes off in large clots or concretions, attended with a considerable degree of pain, throbbing, or bearing down, the case is highly alarming and dangerous, for it indicates a diseased state of the womb, as the periodical discharge, in its natural state, never coagulates.

Frequent



Frequent or excessive evacuations are always attended with languor and debility, and loss of appetite, with pain in the loins, and sometimes faintings; and when they occur in a violent degree, anxiety, coldness of the extremities, and hysteric fits are occasioned.

Universal weakness of the system, which brings on a train of nervous complaints, and swelling of the legs, and a disposition to hectic fever, which may at last terminate fatally, are the consequences of frequent or excessive menstruation.

The cure depends much on the cause, the constitution and manner of life of the patient. More in general is to be expected from regular living and proper diet and exercise, than from medicine.

When the discharge is excessive and dangerous, cooling diet, cool air, horizontal posture, and cold *topical* applications, are the principal remedies.—The patient should be kept as cool as possible, and perfectly at rest, both in body and mind, as long as the discharge continues. Her food should at that time be light and nourishing, but not heating, and should be quite cold. When great anxiety, languor, and faintness occur, light nourishment must be frequently given, and now and then a little cold claret or cinnamon water, by way of cordial.

The discharge cannot be immediately stopped by any internal medicine; but it may be moderated, and hence the danger of the complaint will be obviated.

With this view, if the patient is of a full habit, hot or feverish, the nitrous mixture\* will be most proper;

\* See forms of medicine at the end of this work.



proper; but otherwise, rose-tea, agreeably sharpened with spirit of vitriol, is preferable. Whey is also a powerful remedy, and readily procured. The eighth part of an ounce of alum will curdle an English pint of milk; the whey thus prepared must be sweetened to the taste, and a small cupful may be drank as often as the stomach will receive it.

When there is much pain or anxiety, opiates may be given with advantage.

The state of the belly must be attended to; it can be kept gently open by the use of castor oil\*, or any mild laxative. Glysters under such circumstances are improper, from their tendency to increase the discharge.

A light decoction of peruvian or oak bark†, rendered acid to the taste by elixir of vitriol, is the best remedy to strengthen the general habit, and to prevent a return of the disorder.

When the periodical evacuation is sparing, the best palliative treatment is to guard against exposure to cold at that period, and by the use of the warm bath to promote the discharge.

Irregular recurrence of the sexual evacuation may be occasioned by a variety of circumstances; but it most frequently happens from general indisposition, or in consequence of the particular period of life.

Where symptoms indicating diseases of the habit, as weakness, loss of appetite, swelled legs, &c. occur at the same time with irregular evacuation, they alone should be attended to, for on

H 2 their

\* The dose for a delicate woman is a table spoonful.

† See forms of medicine.



their being remedied the return of the sexual discharge alone depends.

When irregularities occur about the forty-fifth or fiftieth year, it must be imputed to the natural decline of life, and ought to be treated as such.— Many women on these occasions, averse to be thought old, flatter themselves that the irregularity is occasioned by cold, or some accidental circumstance, and therefore, very improperly, employ their utmost endeavours to recal it.

When the periodical evacuation is about to cease, the symptoms which occur are extremely different in different women; for in some it stops at once, without any bad consequence; in others it returns after vague and irregular intervals, for several months or years preceding its final cessation. In such cases it has at one time the appearance of little more than a shew; at another it comes on impetuously, and continues for some time excessive.

The symptoms of disease which in many women occur at this period of life, are to be ascribed rather to a general change in the habit, than merely to the absence or total cessation of the sexual evacuation.

Although this change is natural to the female constitution, if the many irregularities introduced by luxury and refined life be considered, it will not appear surprising that this period should prove a frequent source of disease.

Women who have never had children, or good regular health, and those who have been weakened by frequent miscarriages, are most apt to suffer at the decline of life.



It frequently happens that women who were formerly much pained when out of order, or who were troubled with nervous and hysteric complaints, begin at the cessation of the periodical discharge to enjoy a good state of health, to which they had formerly been strangers.

If the evacuation should stop at an earlier period of life than usual, and the woman is not pregnant, the nature of the symptoms will point out the proper management.

When no particular complaint occurs in consequence of the decline of life, it would be exceedingly absurd to reduce the strength by an abstemious diet, low living, and evacuations, as is unfortunately very often advised.

If, on the contrary, headach, flushings of the face and palms, or an increased degree of heats, restlessness in the night, and violent pains in the belly and loins, are occasioned at this period, there is reason to believe that a general *fulness* exists, in consequence of the stoppage of the accustomed discharge.

When, therefore, these symptoms occur, or when the legs begin to swell, or eruptions to appear in different parts of the body, spare living, with increased exercise, occasional blood-letting, and frequent gentle purgatives, ought to be recommended.

The periodical evacuation sometimes, in young women, suddenly disappears for a period or two, and in some cases much longer.

This circumstance always occasions much apprehension, and every medicine which is imagined



to possess the power of restoring the discharge is therefore very eagerly had recourse to.

As many occasional causes may put a stop to the periodical evacuation, the method of cure must be varied according to circumstances. If the complaint seems to have originated from exposure to cold, errors in diet, or passions of the mind, the warm bath should be used for several nights preceding the time when the discharge should appear, and a gentle vomit or laxative ought to be taken.

If the woman has evident troublesome symptoms of *fulness*, blood-letting, frequent doses of cooling laxatives and spare living, will prove the most effectual remedies, and are certainly safe, as the same treatment would be proper though there were no *obstruction*.

A very different plan ought to be pursued when there are symptoms of great weakness. Nourishing diet, the moderate use of wine, gentle exercise, the peruvian bark, a course of steel mineral waters, and the cold bath, will in such cases be necessary. A table spoonful of white mustard seed evening and morning, or a small cupful of a weak infusion of horse-radish, on such occasions, sometimes produce very good effects; an infusion of camomile, tansey, balm or penny-royal, may be employed with the same views.

From the great variety of causes of sexual obstruction, it is certain that many medicines which possess very opposite powers, may in different cases produce the same effects; for the same reason, a remedy which in one case may prove mild, inoffensive, and successful, will, in another apparently similar one, occasion the most violent disorders.

Medicines,



Medicines, with a view to restore the periodical evacuation, ought therefore to be employed with the greatest caution. No remedy applicable to every case can possibly be discovered; and many cases yield to a proper regulation of diet and exercise, after having resisted all the ordinary remedies.

All forcing medicines should be carefully avoided, as they act by stimulating other parts, and hence their effects are often dangerous, and never certain.

Electricity has frequently been found a powerful remedy in cases of obstruction; but as it may often be productive of the very worst effects, it should never be had recourse to without proper advice.

## S E C T I O N VIII.

### SEXUAL WEAKNESS.

**W**OMEN are very much liable to a discharge of a slimy mucus, from the passage leading to the womb, which varies considerably in appearance, consistence, and quantity, in different cases.

This complaint is always disagreeable and troublesome, and frequently occasions great weakness, and a train of nervous disorders; as it is also the disease to which women are most peculiarly subject, it must form an important object of attention.

Sexual Weakness, or *Whites*, as it is vulgarly called, proceeds either from the vagina or from



the same source as the periodical evacuation. In the former case it ought be considered merely as a local complaint; but in the latter it is very much connected with the general health.

In the internal surface of the vagina, it has already been observed\*, there are many mucous glands; these furnish a liquor by which that canal is constantly lubricated. When these glands prepare too great a quantity of mucus, the superfluous proportion is naturally discharged, and constitutes the mildest species of sexual weakness.

In this case, the fluid discharged has a glairy appearance, somewhat like thin starch. It is attended with no pain, and does not affect the health in the smallest degree.

This disease is troublesome only from the disagreeable sensation which it induces; it may be readily removed by proper attention.

The cause of this complaint is an *irritation* of the mucous glands of the vagina: hence it is occasioned by the bearing down of the womb, and by every other circumstance which can irritate the vagina, such as polypous tumours, &c.

The cure will be accomplished by removing the irritating cause, and by the use of the cold bath.

When, however, the discharge is of a yellow colour, or is thin and fetid, it certainly is owing to constitutional disease.

Too great a degree of fulness, in consequence of high living, inactivity, or the peculiar disposition to corpulency, which some women have at a certain period of life, frequently occasions an increased

\* See p. 74.



creased action of the glands in the inside of the womb.

This may be known by the attending symptoms. If there are violent pains in the head, back, and loins, together with flushings in the face and palms of the hands, and if the pulse be strong and full, there can be no doubt of the cause.

The discharge under such circumstances can only be removed by repeated blood-letting, spare living, and general evacuations, by means of laxative medicines.

In these cases the use of astringents would be productive of the worst effects.

When a thin discharge of a greenish or dark colour proceeds from the vagina, chiefly a few days before and after menstruation, and disappears during that evacuation, it then proceeds from the same source as it.

When this complaint continues for a considerable time, it gradually weakens the general habit, and in a particular manner affects the stomach. It tends also very materially to impair the functions of the uterine system; and hence women subject to this complaint are always barren as long as it continues.

This species of sexual weakness will yield only to strengthening remedies, and the use of topical astringents.

With these views, the stomach must be emptied once or twice by vomits\*, after which the peruvian bark, either in substance or decoction, with elixir of vitriol, alternated with the use of tincture of steel, may be had recourse to with success.

The  
\* See forms of medicine.



The cold bath (in the sea when the season will permit,) along with the topical application of astringent liquors, by means of a syringe made of the elastic gum, ought also to be employed. The most convenient astringent lotions are, a strong infusion of green tea, port-wine and water, or the strong solution of sugar of lead already mentioned\*.

Along with these remedies, light nourishing diet and moderate easy exercise will be beneficial.

This particular kind of the disease sometimes happens before the complete establishment of the periodical evacuation; in such cases, it ought to be left entirely to nature, unless disagreeable symptoms attend it.

When any discharge from the passage of the womb is accompanied with inflammation, burning heat, difficulty or pain in making water, troublesome sensation of itching, &c. more especially towards the decline of life, immediate recourse ought to be had to an experienced practitioner.

## S E C T I O N IX.

### STERILITY.

**I**T is a mistaken idea, that nature has intended that all women should be mothers: for some have original imperfections in the uterine system, which cannot be remedied by any operation of art, and which remain often concealed till after death.

Sterility

\* Page 85.



Sterility can be obviated only in those cases where it is the consequence of irregular menstruation, from improprieties in the manner of living, or from long continued female weakness proceeding from the same cause.

As the proper treatment necessary in cases of sterility, from such causes, is an object of great importance, as it must conduce to the re-establishment of the health of the woman, as well as to the advantage of mankind, recourse should always be had to the advice of practitioners of eminence.

## SECTION X.

## HYSTERIC AFFECTIONS.

**W**OMEN, it has been observed\*, are more irritable than men. From this circumstance, they are subject to a disease which appears under very different forms in different persons, called *Hysterics*.

A regular hysteric fit is attended with symptoms which seem to indicate very great danger; it does not, however, so often occur, as complaints which have obtained the same name, but which depend on a different cause.

In the regular hysteric fit, the patient is first seized with a pain in the left side, which gradually affects the whole belly; this is sometimes preceded by or accompanied with sickness and vomiting. By degrees a sense of suffocation is felt in the throat, which seems to be occasioned by the  
I sensation

\* See p. 68.



sensation of a ball mounting up to it from the stomach.

These symptoms are commonly attended with violent sudden fits of crying and laughing, the transition from the one extreme to the other being rapid and unexpected, and by convulsive motions of the whole body. They are often followed by stupor and faintings, from which the patient gradually recovers, after having for a considerable time sighed deeply.

After the fit, the patient is not conscious of what had happened.

This disease occurs most frequently about the time of the periodical evacuation. Women who are strong, robust, healthy, and full, or inactive, and those who feed highly, and are subject to profuse menstruation, are most liable to this complaint. It generally attacks them from the age of fifteen to thirty-five.

The cure of *real* hysteric fits can only be accomplished by regular spare living, a careful attention to the state of the belly, and by the use of those means which have been recommended to promote the periodical evacuation.

The symptoms which immediately constitute this disease will be removed by blood-letting and a brisk purgative, along with the warm bath. The first of these remedies must be employed before the others.

If the stomach seems loaded, or if the patient has any tendency to vomit, chamomile tea, with a few drops of hartshorn, or a dose of Ipecacuan, should be exhibited.

Those who have been subject to this disease are often



often troubled with threatening symptoms of it, especially when exposed to cold, or suddenly affected with any violent emotion of the mind. Bathing the feet in warm water, the horizontal posture, and drinking a little warm white-wine whey or negus, will prevent the progress of the disease in many cases.

Women who are of a very delicate irritable constitution, whose feelings are acute, and whose habit is weak, are often attacked with symptoms which resemble some of the hysteric ones. These complaints have vulgarly been termed *Nervous*, an expression which is perhaps properly applicable to them, as they generally proceed from an affection of the nervous system.

These symptoms can be distinguished from those attending hysteric affections, by their being less violent, by their occurring at vague irregular intervals, seemingly unconnected with the periods of menstruation, and from their affecting only women of weak irritable relaxed habits.

The treatment of these *nervous* disorders must be very different from that of hysterics; for the remedies necessary in the former would prove highly improper in the latter.

These complaints require the employment of every means which can strengthen the system, along with variation of scene, and agreeable cheerful company.

The use of opiates in these disorders is more beneficial than in the real hysteric affections, though in both they must be occasionally had recourse to, to palliate troublesome symptoms.

CHAPTER



## CHAPTER III.

## PREGNANCY.

**T**HE particular manner in which pregnancy takes place has hitherto remained involved in obscurity, notwithstanding the laborious investigations of the most eminent philosophers of all ages.

**ALTHOUGH** Pregnancy is a state which (with a few exceptions) is natural to all women, it is in general the source of many disagreeable sensations, and often the cause of diseases which might be attended with the worst consequences, if not properly treated.

It is now, however, universally acknowledged, that those women who bear children enjoy usually more certain health, and are much less liable to dangerous diseases, than those who are unmarried or who prove barren.

## SECTION I.

CHANGES *produced on the WOMB* by IMPREGNATION.

**I**N consequence of impregnation the womb suffers very considerable changes in Size, Shape, Situation, and Structure.

These are very different in the early and latter months of pregnancy, and therefore require a separate description.

In the *Early Months* the size of the womb is  
not



not much augmented, for about the fourth month it is not so large as to be felt by applying the hand on the belly.

Its shape is chiefly altered at the bottom, which becomes rounded, and rises considerably above the broad ligaments. Between the fourth and fifth month its shape and size resemble pretty nearly an ordinary sized Florence flask, somewhat flattened.

The situation of the womb during the early months is not materially altered, for it remains within the cavity of the basin till the fourth month, when it begins to ascend. Before that time, from its increased weight, it sinks rather lower than naturally, and hence produces an irritation on the neighbouring parts which explains some of the complaints during that period.

The Structure of the womb in the early months is considerably changed; its *mouth* from a very short time after impregnation; is closed up with a glairy substance, which prevents any thing from passing out of or into it; this confirms the opinion respecting the impossibility of menstruation during pregnancy, which has been already advanced\*.

The substance of the womb at this time becomes spongy at the bottom, and the blood-vessels which enter at that part are gradually enlarged in size, though they are not so large, till after the fifth month, as to be capable of admitting much blood.

AFTER the fifth month the womb increases rapidly in size, and can then be felt plainly by



the hand applied externally. Between the eighth and ninth month it is so large as to be twelve or thirteen inches in length, and eight or nine in thickness at its broadest part.

The shape of the womb in the latter months, is somewhat oval. It acquires this form, however, by degrees; for till the sixth month its neck remains as in the unimpregnated state; after that time it gradually becomes enlarged, and at last its former appearance is entirely obliterated.

The broad ligaments remain nearly in the same situation which they possess in the unimpregnated state, for they are no higher than about three inches from the mouth of the womb; hence the greatest portion of that organ, at full time, is attached to none of the surrounding parts, and is therefore unsupported.

The round ligaments seem to be very much stretched in the latter months.

The situation of the womb after the fifth month varies considerably. It ascends by degrees as high as the pit of the stomach, at which it arrives little after the eighth month; and then it again sinks in such a manner, that immediately before labour comes on, in many cases the belly appears quite lessened or flat.

The changes on the neck and on the situation of the womb have been considered as marks by which the exact period of pregnancy can be ascertained: but as the neck undergoes more rapid changes in some cases than in others, and as the womb rises higher in first than in subsequent pregnancies, and varies also according to the shape of  
the



the woman, little dependence can be placed on such circumstances.

When the womb rises as high as the pit of the stomach, it occupies nearly the whole cavity of the belly, and by pushing the intestines behind and to the sides, it compresses them very much, which occasions many complaints at that period.

The structure of the womb in the latter months is very different from what it is in the unimpregnated state. It is of a very lax spongy texture, easily torn; and hence there is the greatest necessity for the most cautious management during labour, otherwise the child under certain circumstances, may easily be pushed through the substance of the womb into the cavity of the belly, an accident followed by the most alarming consequences.

The *blood-vessels* of the womb, after the fifth month, increase very considerably in size, especially at one part; and therefore a discharge of blood from the womb after that period is always extremely dangerous, as the vessels are then capable of pouring out a very great quantity.

## S E C T I O N II.

### CONTENTS of the WOMB during PREGNANCY.

THE child would be exposed to many hazards, in consequence of the various exertions which women must necessarily make during pregnancy, were it placed in the womb without any defence. Nature has, however, provided a most beautiful apparatus for protecting it from such dangers.

The



The child, when in the womb, is included within a bag formed by three membranous layers, and is surrounded by a watery fluid, which prevents it from being affected by external injuries.

The outer of these layers is thick and brittle; it is attached to the whole internal surface of the womb, and receives blood from that organ.

The other two layers seem to belong exclusively to the child, as they are found to envelope it in cases where it is not contained within the womb. They are transparent and strong, and have no visible blood-vessels.

THE child is connected with the mother by a thick spongy mass, which differs in size and shape in different cases, called the *Placenta, Cake, or After-birth.*

The cake lies between the outer and two inner layers of the bag in which the child is contained: its surface next the mother is covered with the former, and its other surface with the latter.

The external surface of the cake is very spongy, and receives blood from the arteries of the womb, which penetrate into its substance. The blood is returned to the womb by large veins.

The internal surface of the cake is quite distinct from the external; it is composed of a very great number of blood-vessels, which divide into exceeding minute branches, interwoven with each other, and with cellular substance. These vessels receive blood from and return it back to the child.

The cake, therefore, consists of two parts, which, though intimately connected with each other, have a distinct system of blood-vessels; for the one belongs exclusively to the mother, and the other



other to the child; and no blood has ever been proved to pass *directly* from the one to the other.

THE child is connected to the cake by a cord called the *Umbilical Cord*, or *Navel-String*, which consists of two arteries, a vein, and a quantity of jelly-like substance, covered by skin, the external part of which seems to be formed by the two internal layers of the bag containing the child.

The Umbilical Cord varies in length and thickness in different cases. One of its extremities is attached to the cake, the other to the child. The former of these is fixed to no particular part of the after-birth in every case, for it is sometimes connected to the middle, sometimes to the edge, but more frequently to some part between them. The latter is generally, except in cases of monsters, inserted into the middle of the belly of the child.

It was formerly observed \*, that each branch into which the *Great Artery* is divided at the lower bone of the spine, is subdivided into two; the internal of these in the child before birth, being extended, run up along each side of the urinary bladder, and pass out at the centre of the belly. They form the *Arteries* of the umbilical cord. These arteries are divided into a very great number of minute branches, and terminate, as usual †, in veins, which uniting, form one large vessel, the vein in the umbilical cord.

This vein returns the blood to the child, and conveys it in the most expeditious manner to the

heart.

\* Introduction, p. 61.

† See Introduction, p. 16.



heart by peculiar canals, which are shut up soon after birth.

In grown people, it was formerly remarked †, all the blood returned from every part of the body is distributed over the substance of the lungs, before it is again circulated through the system. This takes place in children immediately after birth, before that time, however, a small portion of the blood only is sent to the lungs, but the whole is distributed over the cake.

From this circumstance, and from the child being very soon killed when the cord is so much compressed that the blood cannot pass through it, the cake, it is probable, serves the same purpose to the child before birth which the lungs do afterwards.

THE *Water* contained within the layers which surround the child is somewhat heavier than common water. It has a saltish taste, does not coagulate, like the white of an egg, but seems to approach in its properties to the nature of urine. This fluid is seldom, except in the early months of pregnancy, quite pure, for it is liable to become polluted by impurities from the child.

This water, therefore, cannot, from its nature, be intended for the nourishment of the infant; a fact which is confirmed by the circumstance of its being in much greater quantity in proportion to the size of the child, in the early than in the latter months.

This fluid serves several valuable purposes. It defends the child from external injuries; it affords it an equable temperature, which is not liable to

† Introduction, p. 49.



the extremes of heat and cold, to which the body of the woman must necessarily be subject; and it has other important uses, which will be afterwards explained.

THE position of the child in the womb merits attention, as it explains the causes of some of the dangers to which women are sometimes exposed during parturition.

The substance by which the child is connected to the mother is not attached to any certain particular part of the womb; for it is sometimes fixed to the neck or orifice, but fortunately more often to the bottom, or near it.

The child during the early months of pregnancy floats loosely in the fluid by which it is surrounded; but after it has increased to such a size as to occupy nearly the whole cavity in which it is contained, it is folded into an oval figure, so that it takes up almost the least possible space.

The spine is therefore bended, the head reclined downwards, and supported by the hands, and the knees are drawn up towards the head.

One or other extremity of this oval figure which the child forms is commonly placed at the mouth of the womb, and in by far the greatest number of cases it is that made by the head; sometimes, however, the other extremity is in that situation. It happens also in very rare cases, that the extremities are placed towards the sides of the womb; a circumstance which must render *Delivery* difficult and hazardous.

THE contents of the womb increase in size at first very slowly, and afterwards rapidly; for after the first eight or nine weeks the bag which contains



contains the child is seldom larger than a hen's egg; but from that time it becomes perceptibly enlarged every week or two.

As children at the full time differ in size and weight in different cases, it is probable that the same degrees of difference take place in the early months: therefore no particular proportions can be ascertained respecting the dimensions of children at the various periods of pregnancy.

A child born at the full time generally weighs from six to ten pounds, which latter it seldom exceeds; and every child which does not weigh more than five pounds, may be considered to be premature.

WHEN more than one child is contained within the womb, each is included in its own proper membranes, and is attached to the mother by a cake peculiar to itself. In many cases, however, the cakes are contiguous to, or entirely blended with each other; but the navel-string, which belongs to each child, points out the distinction between them, and proves that a single cake cannot serve two or more children. In some rare cases, the blood-vessels belonging to the child of each cake communicates with each other: hence a particular precaution in the management of the delivery of *Twins* becomes necessary.

### SECTION III.

#### SIGNS of PREGNANCY.

THE womb has a very extensive influence, by means of its nerves, on many other parts of  
the



the body; hence the changes which are produced on it by impregnation must be productive of changes on the state of the general system. These constitute the *Signs* of Pregnancy.

The signs of Pregnancy may be divided into those of the early, and those of the latter months.

DURING the first fourteen or fifteen weeks, the Signs of Pregnancy are very ambiguous, and cannot be depended on; for as they proceed from the irritation of the womb, on other parts, they may be occasioned by every circumstance which can alter the natural state of that organ.

The first circumstance which renders pregnancy probable, is the suppression of the periodical evacuation, which is generally accompanied with fulness in the breasts, headach, flushings in the face, and heat in the palms.

These symptoms are commonly the consequences of suppression, and therefore are to be regarded as signs of pregnancy in so far only as they depend on it.

As, however, suppression of the periodical evacuation often happens from accidental exposure to cold, or from the change of life, in consequence of marriage, it can never be considered as an infallible sign.

THE belly, some weeks after pregnancy, becomes flat, from the womb sinking, as formerly explained\*; and hence drawing down the intestines along with it. But this cannot be looked upon as a certain sign of pregnancy, because an enlargement of the womb from any other cause will produce the same effect.



MANY women, soon after they are pregnant, become very much altered in their looks, and have peculiar irritable feelings, inducing a disposition of mind which renders their temper easily ruffled, and incites an irresistible propensity to actions of which on other occasions they would be ashamed.

In such cases the features acquire a peculiar sharpness, the eyes appear larger, and the mouth wider than usual, and the woman has a particular appearance, which cannot be described, but with which women are well acquainted.

These *Breeding* symptoms, as they are called, originate from the irritation produced on the womb by impregnation; and as they may proceed from any other circumstance which can irritate that organ, they cannot be depended on when the woman is not young, or where there is not a continued suppression for at least three periods.

The irritations on the parts contiguous to the womb are equally ambiguous, and therefore the signs of pregnancy in the first four months are always to be considered as doubtful, unless every one enumerated be distinctly and unequivocally present.

The following case will illustrate this observation.

#### C A S E IV.

I was called many years ago to visit a young lady who had been three months married, and who had missed the accustomed appearance for two periods.

About the time of the third period, however, she had a slight shew, which was the occasion of my being sent for.

This lady had all the common signs of breeding  
which



which appear in the early months; for she had had suppression for two periods, attended with headach, flushing of the face, and heat in the palms of the hands; she had enlarged breasts, and that peculiar appearance in the countenance which I have already described, and she imagined she could account for the show from an accidental circumstance.

As, however, the discharge appeared to me, by the marks formerly mentioned\*, not to be of the same nature with the periodical evacuation, I was not deceived, but at once mentioned to the friends of the family, that the lady was not pregnant, and that the symptoms which had made her imagine herself with child proceeded entirely from the change in her mode of life. I added, however, that by adopting the same precautions as if she were really pregnant, there might be a probability that within a few weeks or months that circumstance would take place; and the event of the case completely justified my opinion.

---

FROM the fourth month, the signs of pregnancy are less ambiguous, especially after the womb has ascended into the cavity of the belly.

In general about the fourth month, or a short time after, the child becomes so much enlarged, that its motions begin to be felt by the mother; and hence a sign is furnished at that period, called *Quickening*. Women very improperly consider this sign as the most unequivocal proof of pregnancy; for, though when it occurs about the pe-

K 2

riod



riod described, preceded by the symptoms formerly enumerated, it may be looked upon as a sure indication that the woman is with child; yet when there is an irregularity, either in the preceding symptoms or in its appearance, the situation of the woman must be doubtful.

This fact will be easily understood; for as the sensation of the motion of the child cannot be explained, or accurately described, women may readily mistake other sensations for that of quickening. I have often known wind pent up in the bowels, and the natural pulsation of the great arteries, of which people are conscious only in certain states of the body, frequently mistaken for this feeling.

AFTER the fourth month, the womb rises gradually from the cavity of the basin, enlarges the belly, and pushes out the navel; hence the *Protrusion* of the *Navel* has been considered one of the most certain signs of pregnancy in the latter months. Every circumstance, however, which increases the bulk of the belly, occasions this symptom; and therefore it cannot be trusted to unless other signs concur.

THE progressive increase of the belly, along with suppression, (after having been formerly regular,) and the consequent symptoms together with the sensation of quickening at the proper period, afford the only true marks of pregnancy.

These signs, however, are not to be entirely depended on; for the natural desire which every woman has to be a mother, will induce her to conceal, even from herself, every symptom which may render her situation doubtful, and to magnify



nify every circumstance which can tend to prove that she is pregnant. A case which occurred to me lately, is the best proof which I can offer on this subject.

## C A S E V.

In the year — I was engaged to attend a lady, formerly my patient, who thought herself at that time five months pregnant. A few days after, however, she had a slight *appearance*, which made me inquire very particularly into the circumstances which induced her to think herself with child. I received the most satisfactory answers to all my questions; for she described accurately every symptom of pregnancy in its natural order. The signs in the early months were, she said, followed by quickening, and an evident increase of bulk in the belly.

The nature of the *appearance*, I confess, led me to consider the case doubtful, and therefore I requested that this lady should ascertain, by means of a piece of tape, the progressive increase of the belly; and the result was such as might have misled any one who had not seen many such cases; and indeed it staggered me very much, for she still continued to appear periodically. At last, when this lady imagined herself seven months pregnant, I became satisfied that she was completely mistaken, and was not with child.

I cannot avoid making a few reflections on this case, which I hope will prove useful, by cautioning women against allowing their imaginations to suggest feelings and symptoms which never existed.



This lady had formerly had children. She was young and healthy; hence no circumstance could lead me, when engaged to attend her, to doubt her supposed pregnancy; for no practitioner of honour would ever presume to put any question to a patient which might convey the most distant idea of indelicacy.

When, however, the *appearance* took place, and returned after a regular interval, I thought it incumbent on me to inquire into those circumstances which made the lady believe herself pregnant, and I received such answers as must have removed every doubt, had I not met formerly with many similar cases. One symptom appeared so unequivocal that I was almost convinced; for I was told the sensation of the motion of the child had for some time been so acute as to induce violent nervous affections.

But the recurrence of a shew, at the proper period, renewed my doubts in this case; and therefore I took the liberty to explain my thoughts, and to request that the progressive increase of the belly should be ascertained. When this was described with the greatest accuracy, I should have been very culpable or officious had I continued to express any apprehensions respecting the situation of this lady, though I hinted the propriety of her not publicly declaring herself with child.

The disagreeable sensations which she must necessarily have felt, when it was determined beyond a doubt that she was not with child, could not be imputed to my having deceived her, but to her having imposed on herself.

The situation of practitioners in such cases must be



be very embarrassing and distressing. It ought, however, to be adopted as a general rule, that where any irregular symptoms give room for suspicion, if strong proofs are offered in support of the alledged pregnancy, the woman should for a certain period be treated as if pregnant, in order to avoid those unfortunate consequences which have too often occurred from an opposite line of conduct.

BESIDE quickening and increase of bulk of the belly, another symptom appears in the latter months, which, when preceded by the ordinary signs, renders pregnancy certain beyond a doubt. It is the presence of *milk* in the *breasts*. When, however, there is any irregularity in the preceding symptoms, this sign is no longer to be considered of any consequence.

As every woman must naturally wish to distinguish pregnancy from disease, the disorders which resemble it form the subject of the next section. It is, however, necessary to remark, that wherever any circumstance occurs which affords the most distant reason to doubt the case, recourse ought to be had to the advice of an experienced practitioner, and every symptom should be unreservedly described to him.

SEC-



## SECTION IV.

CIRCUMSTANCES which induce SYMPTOMS resembling those of PREGNANCY.

EVERY woman would certainly wish to avoid the sneers to which those are generally exposed who improperly imagine themselves with child. It must be an important object, therefore, to exhibit a view of the circumstances which occasion symptoms resembling those of pregnancy.

These vary much in their nature, for some are occasioned by morbid effects on the uterine system, which are sometimes the consequence of pregnancy; some originate from diseases affecting the womb, and others occur merely from the natural change at the decline of life.

It is now universally known that after impregnation, the child, in its original minute state passes from one or other of the *Ovaria*, along the corresponding Fallopian Tube, into the womb.— Sometimes, however, the child remains in the ovarium or tube, or falls into the belly, and nevertheless is nourished, and increases in size for a certain time. These cases are named, *Extra-Uterine Conceptions*.

For the first four or five months in such cases, the symptoms of breeding appear regularly. After that time, however, the breasts lose their enlarged appearance, and become flaccid; the belly no longer increases in size, and a weighty and cold sensation is felt in one side.

The



The usual term of pregnancy at last elapses without any symptom of labour.

Cases of extra-uterine conceptions have terminated variously. In some irritable constitutions the inflammation, which must unavoidably be produced on the neighbouring parts, from the unusual presence of a large body, is so violent as to occasion death; but in other cases, suppuration is brought on, which furnishes an outlet for the confined conception; and in some rare instances, the extra-uterine child has remained, without exciting very disagreeable complaints, for many years.

The advice of a skilful practitioner, in every case of this kind should be had recourse to, as it will be the means of preventing many of those dangerous symptoms which often are the consequence of inattention.

EVERY disease which, affecting the womb, tends to increase the size of that organ, or any of its appendages, produces symptoms which, for the first three or four months, nearly resemble those of pregnancy. Such are collections of blood, or hydatids, or tumours in the womb, and dropsy of the ovaria.

These may be distinguished from pregnancy by the symptoms peculiar to themselves, already described\*, and are to be treated in the manner formerly advised.

ANOTHER circumstance, by increasing the size of the womb, may cause symptoms like those of *breeding*, the presence of what is called a *Mole* in the womb.

Women were formerly much imposed on by interested

\* See p. 83, 92, &c.



interested practitioners respecting the nature of moles. The most dreadful apprehensions were excited in consequence of these being alledged to be occasioned by faults in the general habit, which it required the most vigorous employment of the powers of medicine to counteract.

Moles are however merely blighted conceptions, which, from retention in the womb, lose their organized form.

They are generally expelled in the same manner as miscarriages, and are preceded by the same symptoms, and hence require nearly a similar treatment.

**WOMEN** who are married at a late period, anxious to have a family, naturally mistake the circumstances which appear at the decline of life for the signs of pregnancy. Such cases are highly troublesome to practitioners; for the patient with great care, acquires the most accurate description of the *breeding* symptoms, and with wonderful facility imagines that she feels every one of them.

The suppression of the accustomed discharge first furnishes hopes for what is anxiously wished. Her supposed situation affords an excuse for indulgence in inactive life, and for the gratification of every appetite; hence the natural disposition to fulness, which strong healthy women have at that time, is so much increased, that the belly becomes enlarged, while *idea* had formerly suggested the sensation of quickening.

In many such cases a fluid, resembling milk, is found in the breasts, which never fails to confirm the delusions of the patient. It was formerly mentioned, that such a fluid can be produced by  
mechanical



mechanical pressure on the breasts\*; perhaps some other circumstances may also contribute to its formation, which have not yet been fully explained.

One very remarkable case of this kind among many others which I have seen, occurred to me some years ago.

#### C A S E VI.

A Lady, towards the decline of life, imagined she had all the symptoms of pregnancy; but as she had exceeded the usual term according to her own reckoning, I was consulted.

The description she gave of the appearance and regular succession of the different breeding symptoms was so accurate, that had she been a few years younger, I could not have hesitated to pronounce her with child.

When, however, I hinted some doubts founded on this circumstance, she said she would give me a convincing proof, which would at once overturn my incredulity; and immediately made a fluid, resembling milk, spring from her breast. This Lady, however, was not pregnant.

#### S E C T I O N V.

##### DISEASES *incident to the* EARLY MONTHS *of* PREGNANCY.

**I**N consequence of *Irritation*, from the change produced by Pregnancy on the womb, many disagreeable complaints occur in the early months, which, though

\* Introduction p. 25.



though not immediately dangerous, may, if neglected, occasion the loss of the child, and lay the foundation for a train of disorders, which may materially impair the health of the patient.

The principal diseases incident to the early months are, Sickness and Vomiting, Heartburn, Disordered state of the Bowels, Unnatural craving, Swelling and Pain of the Breasts, Fainting and Nervous Fits, and Preternatural Change of Position of the Womb.

*Sickness and Vomiting.*—The most healthy women are as much subject to *Sickness and Vomiting* during the early months of pregnancy as those who are weak or delicate. They require, however, very different treatment in these two cases.

When sickness or vomiting is attended with violent strainings, bleeding at the nose, pain or giddiness in the head, flushing in the face, increased heat in the palms of the hands, with other symptoms of fulness and disturbed rest, blood-letting, with an open belly, and a spare diet, afford the greatest relief.

When, however, the vomiting occurs in weak delicate women, and when it is attended with great weakness and languor, with a disposition to sweat on using moderate exercise, or during the night, a very opposite plan of management must be pursued.

In such cases, bleeding should be carefully avoided, and a light nutritious diet ought to be recommended. The moderate use of wine will also be necessary.

Small doses of any light stomachic bitter, as Columbo, Peruvian bark, or the bitters, the preparation



paration of which is described in the forms of medicine at the end of this work, should be taken every day during the early months by those who are delicate.

THE powers of digestion being impaired, the stomach becomes readily loaded with crude indigested food; and hence sickness and vomiting are occasioned. Women in the early months seem to have a natural tendency to this cause of sickness, which may probably be owing both to the particular change in the system, and to the inactive sedentary life in which many think themselves obliged to indulge at that time.

The stomach may be known to be disordered, if, along with violent retchings, the tongue is foul, and there is an ill taste in the mouth, attended with fetid breath or belchings.

When such symptoms accompany the sickness or vomiting, the stomach should be emptied once or twice a-week, by means of fifteen or eighteen grains of Ipecacuan, which will affect the body much less than natural straining in vomiting, and will often produce the happiest effects.

IN many cases, however, the breeding sickness continues, notwithstanding every remedy, till the womb rises into the cavity of the belly, and the motion of the child be distinctly perceived, when in general it disappears.

When the sickness is excessive, although the stomach is not disordered, opiates often afford temporary relief.

The plaster with opium, described in the forms of medicine, applied to the pit of the stomach, has often moderated the sickness, when every other means had been tried in vain. Many practitioners



ers recommend plasters composed of various stimulating and heating materials, to be applied in the same manner; but as they are frequently productive of very disagreeable complaints, in consequence of the violent irritation which they induce, if they ought not to be entirely exploded, at least they should be employed with much caution, and only by the advice of an experienced practitioner.

*Heartburn.*—The uneasy sensation produced by Heartburn, though commonly confined to the early months, sometimes accompanies every stage of pregnancy.

This complaint often originates from less degrees of those causes which occasion sickness and vomiting; hence, in different cases, it will require a variety of treatment.

If this complaint be accompanied with a sour taste in the mouth and acid eructations, Lime water, prepared Chalk, mixed with water, or Magnesia, afford the best palliatives. The belly should be kept gently open by means of magnesia and rhubarb. Gross food of every kind ought to be avoided, and the stomach should never be overloaded.

When, however, the uneasy burning pain produced by this disease is not attended with an inclination to hawk up phlegm nor acid eructations, a little fine Gum Arabic, or a spoonful of a fluid prepared by mixing the white of an egg with a little sugar and water, so as to make it of the consistence of thin syrup, taken occasionally, will in many cases moderate the pain. If the patient, with such symptoms, has any marks of fulness, she should lose blood.

*Disordered State of the Bowels.*—The natural functions of the stomach are very liable to become  
disordered



disordered in the early months of pregnancy; hence *Looseness* of the belly is a common complaint at that time.

This disorder proceeds from various causes; and therefore it requires, in different cases, different modes of treatment.

When looseness of the belly is attended with symptoms of disordered stomach, it can only be remedied by a vomit and gentle doses of magnesia and rhubarb, while at the same time every irregularity in diet must be carefully avoided. When there is no sickness, two or three doses of magnesia and rhubarb will be sufficient.

In these cases the use of opiates, or any restraining medicine, with a view to remove the complaint, will prove highly injurious; for they would tend to increase the disordered state of the stomach and bowels.

If, however, looseness of the belly proceeds from the irritation produced by the increasing bulk of the womb on the straight gut, to which it has been observed\* it is contiguous, small doses of opiates will then be beneficial. This cause may be suspected if the looseness is not accompanied with any symptoms of disordered stomach.— In this case, when the straining at stool is violent or very frequent, occasional *Lavemens* made of thin starch, with fifty or sixty drops of Laudanum, may be had recourse to with great safety.

*Unnatural Cravings.*—Pregnant women have often unnatural cravings, or what are termed *Longings*, which, however absurd they may appear on some occasions, are frequently entirely *involuntary*. Where they are confined to articles

L 2 relating



relating to Diet this may always be considered to be the case.

These cravings seem to proceed from the state of the stomach, for they often occur in men whose stomachs are disordered. The peculiarly irritable state of the mind, during pregnancy, already taken notice of, probably increases the violence of cravings, which might, under other circumstances, be only felt as transient desires.

Longings should, unless where the indulgence might be followed by disagreeable consequences, be in general satisfied; for when the appetite is feeble, and the powers of digestion impaired, the stomach often rejects particular substances, and retains others, which, though seemingly whimsical, are suggested by a kind of natural craving.

Although, therefore, unlimited compliance with every desire might be improper, yet the wished-for substance, where it can be easily procured, should be allowed, as it may perhaps agree better with the stomach than any other substance, and as disappointment in the irritable state of early pregnancy might induce passions of the mind which would be productive of many disagreeable circumstances.

Women often claim indulgence in their longings, by an argument which is well calculated to insure success, the dangers which might happen to the child from their cravings being neglected.

Although at present the idea, of the imagination of the mother having the power to produce *marks* on the body of the child, does not so universally prevail as it did formerly; yet many people,



people, judicious and well informed in other respects, still seem to favour this opinion.

Many cases might be adduced, where children were born with marks on the skin, (vulgarly called *flesh-marks*) where the mother never had been conscious of any longings; and many instances might also be cited, where women have been refused the indulgence of their longings, without any effect having been produced on the child, although the woman's imagination had continued to dwell on the subject for several months.

Women do not possess the power of altering the structure of any part of their own body, with which, however, they can have an immediate relation. It cannot therefore be thought probable, that Nature has made them capable of altering, by any passion of the mind, the structure of a body, to which, it has been remarked\*, their fluids are not even directly transmitted.

Flesh-marks originate from accidental injuries of the skin, when the child remains in the womb, which may be occasioned by its particular situation, and a variety of other circumstances.

Passions of the mind which induce violent agitations of the body, during the early months, when the child is very delicate and tender, may not only cause flesh-marks, but also such a derangement of its organs as to render it *monstrous*; hence longings under such circumstances only can affect the child.

*Swelling and Pain in the Breasts.*—From the remarkable connection between the womb and the breasts, already taken notice of†, these, in the

L 3

\* Page 117. † Page 70.



early months of pregnancy often become swelled, and hence occasion pain. These symptoms are most distressing to women who are in great good health, and of a full habit of body.

In general these complaints require only that the breasts be kept quite loose, and covered with soft flannel or fur. Stays, therefore, if they are worn, should be carefully prevented from pressing on these parts.

When the swelling and pain render the woman very uneasy, a little fine warm olive-oil should be rubbed gently on the breasts evening and morning, and afterwards the flannel must be applied. The belly should be kept open, and if there be marks of general fulness, blood ought to be drawn from the arm.

*Hysterical and Fainting Fits.*—Many women are subject to these complaints during the early months, and especially about the period of quickening. They are merely temporary symptoms; and though in some cases they are attended with alarming appearances, in general, they are slight, and of short duration.

The treatment of these complaints must be varied according to the state of the patient's body. If the woman have, along with the faintings, &c. any symptoms of fulness, blood-letting, spare diet, and an open belly afford the best means of relief. But, as is most frequently the case, if the woman be of a weak irritable habit, easily affected by surprise, or subject to passions of the mind from external accidents in the unimpregnated state, nervous and fainting fits will be the natural consequence of that peculiarly irritable disposition during



during the early months of pregnancy, which has already been described\*.

In such cases, opiates can alone perhaps be depended on to remove the immediate complaints; and variation of scene, chearful company, moderate easy exercise in the open air, together with the use of any light bitter, will probably prevent their recurrence, or moderate their violence.

Officious attendants often recommend *Cordial* drinks in these cases. But all liquors of that nature should be prohibited, unless on the most urgent occasions; and when they are allowed they should be confined to Claret or Port wine and water.

The temporary relief from nervous complaints which strong heating liquors afford, readily render their frequent use habitual, and lay the foundation for a practice, which, in the female sex, is in a particular manner disgusting and dangerous; and therefore, in general, such indulgences should be steadily refused.

#### *Preternatural Change of Position of the Womb.*

The position of the womb is apt to become preternaturally changed a little before it rises out of the cavity of the basin, which happens some time about the fourth month, as formerly mentioned†.

As this circumstance constitutes a disease‡, which, if not early attended to, is productive of very great danger, a knowledge of its symptoms and causes must be an interesting and important object to every woman.

The

\* Page 122. † Page 114.

‡ It is called, in medical language, the *Retroverted* womb.



The first symptoms of the disease are, suppression of urine, with a sense of uneasy weight, occasioning pain and bearing down, at the back part of the basin, attended with frequent unnecessary calls to stool. By degrees the pain becomes so violent, as to induce strainings like those which occur during labour.

The pain of the distended bladder, after a short time, becomes intolerable; the posterior part of the vagina is protruded in form of a tumour; and the calls to stool are very urgent, but are only productive of fatiguing fruitless efforts.

At last the bladder is violently inflamed; hence fever, delirium, and convulsions, terminate the sufferings of the unfortunate patient.

All these complaints are occasioned by the womb being turned out of its natural situation; for in these cases its bottom is pushed back between the upper part of the vagina and the straight gut, and its mouth is drawn upwards to the superior edge of the share-bones; hence the uneasy sensation in the back part of the basin, the bearing down pain, with the protrusion of the vagina, are explained.

When the womb continues in this situation, the common discharges must be necessarily stopt; and consequently, from the distension of the bladder, and the accumulation of the contents of the intestines, obstacles are occasioned which oppose the return of the womb to its proper situation.

This particular complaint can be distinguished from every other by the symptoms already enumerated, and by a bulky body being readily felt between



between the vagina and straight gut, which occupies the whole cavity of the basin.

Violent exercise, or bearing down from exertions in consequence of laughing, crying, straining from retching, &c. when the bladder is full, at that time when the womb begins to rise out of the cavity of the basin, are probably the Causes of the preternatural change of position of that organ.

The event of this disease, unless proper advice has been early had recourse to, is always uncertain. When the urine and contents of the intestines have been retained for a considerable time, along with bearing down pain and protrusion of the vagina, the woman's life is in very great danger.

The cure in these cases depends on the womb being replaced in its natural situation, and being kept there till its increased bulk prevents the possibility of its again sinking down.

This cannot be accomplished unless the urine and contents of the intestines are previously removed; and then, if the disease has not continued for several days, the reduction can be easily effected by gentle means.

It requires often the most dextrous management to draw off the water in such cases, from the altered position of the passage to the bladder; and therefore, as the life of the woman must depend much on that operation, the most experienced and skillful practitioner ought always to be called in.

Blood-letting and opiates will in some cases be necessary.

The recurrence of the complaint can only be prevented by confinement to the horizontal posture,  
till



till the increased bulk of the womb makes it rise above the brim of the basin.

Women who, from particular circumstances, do not obey the calls of nature when they occur, are subject, about the fifteenth or sixteenth week of pregnancy, to a slight degree of this disease; for the bladder being connected with the forepart of the womb, when much distended, will readily push that organ backwards, as it will more easily yield to afford room for the increased bulk of the bladder than the coverings of the forepart of the belly.

Although, in such cases, a disposition towards the preternatural change in the situation of the womb, already described, takes place; if the bladder be emptied by proper means, no disagreeable consequence will follow, provided the woman is kept quiet, and in the horizontal posture.

Within these few years, several eminent authors and practitioners, from having seen these cases, have adopted an idea respecting the nature and cure of the Preternatural Change of Position of the Womb, which inculcates a very dangerous practice.

They have alledged, that as the position of the womb can only be preternaturally altered by suppression of urine, if that can be removed, no danger will ensue; and that there is no necessity for attempting to reduce the displaced organ to its natural situation, because the gradual increase of its bulk will readily accomplish it.

Such opinions, it is evident, are founded on those cases where there is only a trifling change of position in the womb, from the distension of the bladder, as already explained.



If such practitioners were called to visit a patient who, along with suppression of urine, &c. had violent bearing-down pains, with protrusion of the vagina, and if on examination a large tumour were found between the vagina and straight gut, were they to content themselves with drawing off the water, and endeavouring to procure a discharge of the contents of the intestines, their unhappy patient would be probably soon lost.

It would afford very poor consolation to the friends of the unfortunate woman, to be told, that their advice was not early enough had recourse to; for that at the present time no practitioner of credit considers this complaint a case of any difficulty, or feels any solicitude for the event, provided he be called to the relief of the patient *before* any mischief be *actually* done.

Were minute investigations consistent with the design of this work, it could be easily proved, from the writings of such practitioners, that they have not drawn a proper distinction between the *tendency* to and real *existence* of this disease; for they have not even hinted at the symptoms which I have described to be characteristic marks of the complaint.

## SECTION VI.

DISEASES *incident to* WOMEN *during the* LATTER MONTHS *of* PREGNANCY.

**F**ROM the situation of the womb during the latter months of pregnancy, it cannot appear surprising that women are subject to many complaints



plaints at that period. The ordinary disorders which occur in advanced pregnancy are, Costiveness, Piles, Swellings in the Legs, Thighs, and lower Part of the Belly, Pains in the Back and Loins, Cough and Breathlessness, Cramps, Colic Pains, and Suppression, Difficulty, or Incontinence of Urine.

*Costiveness.*—Many women disregard this complaint, as it appears trifling, and in their opinion cannot be productive of much danger. The most unfortunate consequences, however, have often been occasioned by neglected costiveness.

The pressure of the womb on the contents of the belly must have a considerable effect in producing this disease; but that, perhaps, is not the only cause; for it is probable, that during the latter months of pregnancy, a larger proportion of blood than usual is prepared from the same quantity of food, and therefore the contents of the intestines will be more coarse and solid.

Women should never allow more than one day to pass without having a motion; they may keep themselves regular in this respect by the use of a considerable proportion of vegetables in their diet, and they may take occasionally a dose of any of the laxatives mentioned in the forms of medicine.

When women have unfortunately been constipated for several days, they ought at once to apply to an experienced practitioner, as they might otherwise be exposed to much hazard. If, in that situation, they should take any ordinary laxative medicine, they would increase the danger of the disease; for the coarse hard solid contents of  
the



the intestines would be expelled with great pain and much difficulty, or might be retained while the intestines would be violently irritated.

In these cases, therefore, repeated emollient *Lavemens* should be administered previous to the use of any laxative medicine.

*Piles.*— Small livid tumours, at the bottom of the straight gut, occasioning considerable pain, are called *Piles*: they are the common attendants of costiveness, though it is probable that some other circumstances contribute to induce this disease during the latter months of pregnancy.

The piles when attended with no discharge, are named *blind*; and *bleeding*, when blood is poured out from them. They are divided into external and internal, from their particular situation; for when the livid tumours are situated about the verge of the anus, they obtain the former name, and the latter when they do not appear externally.

The external piles can be very readily distinguished; but it requires considerable judgment to discover the existence of internal ones. When however, violent pain is felt at the lower part of the straight gut on going to stool, or on walking and at no other time, there can be little doubt of the nature of the disease.

The blind piles are always most painful; the bleeding ones never prove troublesome, unless they are attended with such a discharge as to weaken the body.

Piles, during pregnancy, cannot be completely cured. The painful symptoms, however, can be moderated. For this purpose, spare living, occa-

M. sional



sional blood-letting, and keeping an open belly, are chiefly to be depended on.

When the swelling from piles is considerable, the application of any astringent substance, such as an ointment prepared of two parts of Goulard's cerate, and one of powdered galls, will be found useful.

If, along with great swelling, there is a violent throbbing pain, attended with feverish symptoms, &c. leeches should be applied to the part, and afterwards fomentations to encourage the bleeding. Sitting over the steams of warm water has been recommended in such cases: but it may be productive of very bad effects, and should not therefore be advised.

The bleeding piles require no particular management, except attention to the state of the belly, unless the discharge from them be profuse, which it seldom is during pregnancy. At that period it may generally, perhaps, be considered as a critical evacuation.

The old remedy of sulphur, when joined to an equal proportion of cream of tartar, I have found very useful in every case of piles. The good effects of this medicine are not to be attributed to any specific quality, but merely to its acting as a gentle laxative.

The principal inconvenience arising from this complaint is, that the patient cannot take that exercise which her situation would otherwise require; for the piles are always much relieved by rest in the horizontal posture.

*Swellings in the Legs, Thighs, and lower part of the Belly.*—In the latter months of pregnancy these



these parts are liable to swellings, which at first subside in the morning, and occur only towards night, but which at last continue constantly with little variation.

These swellings, when the general health is not impaired, are attended with no danger, and are only troublesome when they occur in a violent degree, which they seldom do except in first pregnancies, or where the increase of bulk of the womb is very considerable.

These complaints disappear soon after delivery, and are therefore to be considered as temporary evils only.

Where there are no symptoms of great fulness, the treatment of swellings of the legs, thighs, &c. during the latter months of pregnancy must consist of attempts to palliate the distressing symptoms, which may be accomplished by moderate easy exercise, rubbing the swelled parts gently evening and morning with a flesh-brush or with soft flannel, keeping the belly open and using frequently the horizontal posture.

When, however, along with the swelling, there are evident signs of general fulness of the body, blood-letting, and a spare diet, will alone prevent the dangerous effects which might be the consequence of such a state after delivery.

*Pains in the Back, Belly and Loins*, are very common complaints in the last months of pregnancy.

They proceed from a variety of causes, as the change of situation of the womb, its pressure on the neighbouring parts, &c. and hence they re-



quire a variety of treatment suited to the circumstances of the case.

When these pains are slight, change of posture, and attention to diet and to the state of the belly, are alone requisite; but where they are very violent, recourse ought to be had to the advice of a skilful practitioner, as small bleedings, opiates, &c. will be often necessary.

*Cough and Breathlessness.*—It was formerly remarked\*, that the belly is divided from the chest by a fleshy partition, which is capable of increasing or diminishing the cavity of either. When the womb rises very high, it presses on this partition, and hence a proper space is not allowed for the free expansion of the lungs. From this circumstance breathlessness is occasioned; and as the blood in such cases cannot pass freely through the lungs, an irritation will be produced, which excites the cough.

These complaints cannot be removed till the size of the womb is diminished, and therefore no permanent relief is to be expected till after delivery.

When, however, they prove very troublesome, occasional blood-letting, an open belly, and a proper posture when in bed, (viz. half sitting and half lying,) will afford the best means of relief.

Blisters, as some have recommended, can only be productive of temporary good effects; and as they must be always attended with considerable pain, and may be the source of many disagreeable sensations, they ought seldom to be employed.

*Cramps.*

\* Page 44.



*Cramps.*—Women near the end of pregnancy are subject to Cramps in the Legs, Thighs, &c. which occur most frequently when lying in bed. They are occasioned by the pressure of the womb; and therefore, like the complaints depending on the same cause, they do not entirely disappear till after delivery.

When the disagreeable sensation arising from Cramps is very painful, rubbing with dry flannel or a flesh-brush, or the application of Anodyne or Opopondoc balsam, or Æther, to the affected parts, will be the best mode of procuring relief. Opiates, where the belly is loose, may also be had recourse to occasionally.

*Cholic Pains.*—Towards the latter end of pregnancy, cholic pains are often so severe as to threaten to induce, or even to resemble throes of labour. They proceed from several causes, such as disordered bowels, pressure of the womb, irregularities in the diet, &c. If cholic pains are not preceded by, nor attended with costiveness, they may be easily remedied by opiates, and a proper regulation of diet.

But if along with these pains the woman is costive, or has lately been so, then the greatest danger is to be apprehended, unless the costiveness be removed. In these cases, the most experienced practitioner should be at once consulted, otherwise by improper treatment, or from the circumstances of the complaint not being accurately discovered, the most unfortunate event may ensue; for sometimes in such cases, there is an appearance of the complaint quite opposite to costiveness, which originates merely from the drinks



which are taken being tinged with the contents of the intestines in their passage through these organs.

This appearance of looseness when in fact obstinate costiveness exists, has often deceived the attendants, as well as the patients, and ought therefore to be carefully distinguished. Within these few years, I had occasion to see a melancholy proof of this kind, which I shall relate, in order that it may serve to point out the very great necessity of inquiring particularly into every circumstance in all such cases.

#### C A S E VII.

I was called some years ago to visit a lady who had been two days in labour. I understood that during the whole period of pregnancy, she had been subject to obstinate costiveness; but that, for the ten days immediately preceding labour, she had had constant gripes, and frequent calls to stool, with the appearance of looseness.

She was delivered with considerable difficulty, but the cholic pains continued so violent, as to occasion more real pain than the throes of labour had done.

I had no doubt respecting the nature of the case, and therefore ordered every means to be employed which are calculated to remove obstinate costiveness.

These, however, had no effect; the pains still continued violent, along with billious vomitings; the belly became very much swelled, and the distress of the patient was beyond description.— At last, she felt sudden relief, and thought herself free from every complaint. This, however, was



was occasioned by mortification of the bowels, in consequence of inflammation. A weak feeble pulse, cold extremities, and the involuntary discharge of putrid stools, announced the approaching fatal event, which took place in a short time afterwards, on the third day after delivery.

*Suppression, Difficulty, or Incontinence of Urine.*

—These complaints generally trouble women near the term of delivery. As they proceed from the pressure of the womb, they cannot be expected to be removed till the womb be emptied of its contents.

*Suppression* of urine is always to be considered as a complaint which may be productive of the worst consequences, if neglected; for besides laying the foundation for future disorders, if labour should come on during suppression of urine, the bladder might be irreparably injured. Recourse should be had therefore in all such cases to the assistance of a skilful practitioner. Difficulty in making water may be often removed by change of posture, which should be carefully attended to.

*Incontinence* of urine is a most disagreeable complaint, as it keeps the patient always in a most uncomfortable state. It can only be moderated by frequent horizontal posture; and its bad effects may be prevented by the most scrupulous attention to cleanliness, and the use of a thick compress of linen, or a proper sponge.



## SECTION VII.

CONVULSIONS *during* PREGNANCY.

**W**HEN convulsions occur during pregnancy, the life of the patient is always to be considered in the most imminent danger.

These alarming and frightful fits sometimes come on suddenly, but more frequently are preceded by violent pains in the head or stomach, and dimness or loss of sight, together with great oppression about the breast.

Hysteric fits have in some cases been mistaken for convulsions; but they may always be distinguished by this circumstance, that in the latter there is a discharge of a frothy fluid from the mouth, which never appears in the former.

When such dangerous complaints occur, the most eminent practitioner should be immediately called in, as the patient's life must generally depend on proper treatment.

It would be inconsistent with the nature of this work to enumerate the various remedies necessary in convulsions; but by exhibiting the ordinary causes of that dreadful disease, such cautions may be suggested as may perhaps save some women from dangers to which they might otherwise be exposed.

Convulsions only occur in those habits which are much exhausted from profuse evacuations, or which are supplied with a larger proportion of blood than usual.

that



It is in the latter of these habits that convulsions during pregnancy occur most commonly.

It has already been observed, that a large quantity of blood is necessary in the pregnant state, especially in the latter months; but if women at that time should indulge in a very full diet, it is probable that a greater proportion than what the nourishment of the child requires will be prepared.

In such cases, women are readily subject to convulsions, if exposed to any sudden violent agitation of the mind, as fright, anger, &c.

Where women are thus liable to the disease, irritations on any of the acute sensible organs will occasion it, such as overdistention of the bladder, or the long continued pressure of the bulky womb on any particular delicate part. The following unfortunate case, to which I was called some years ago, affords a remarkable illustration of this observation.

#### CASE VIII.

A Lady who had formerly had children was suddenly seized with convulsions in the latter months of pregnancy, which were so violent that the child was forced through the substance of the womb into the belly, and the unfortunate patient was dead before my arrival, though I was in the house a few minutes after the first attack.

On inquiring into the circumstances of the case, I learned that this lady, naturally of a full habit, had been engaged for several days in an occupation which obliged her to incline the body to one side. Before the convulsions came on, she complained of a very violent fixed pain in one side, that to which she had inclined.

The



The treatment of convulsions during pregnancy must depend on a variety of circumstances; and therefore such cases, as I have already remarked, ought always to be trusted to an experienced practitioner.

Where proper assistance cannot be immediately procured, blood-letting, (unless the patient is very much exhausted from previous weakening complaints,) and exposure to a free circulation of air, are the best means for affording temporary relief, and should not be neglected, as by retarding the progress of the disease the patient's life may be saved. The contents of the bowels also should be cleared out by proper *Laxatives*.

### SECTION VIII.

#### DISCHARGE of BLOOD from the WOMB during PREGNANCY.

**R**EASONS have been already adduced\*, to prove, that in the natural state of pregnancy no discharge of blood can take place; hence the idea that women are sometimes *regular* during the early months is erroneous. Every appearance of blood, therefore, in the pregnant state, ought to be considered as a certain indication that something uncommon has happened.

The discharge may either proceed from the passage to the womb, or from that organ itself. In the former case no bad effects can be dreaded, but in the latter one the most disagreeable consequences may ensue.

\* Page 114.



When a little blood comes away after walking or standing for a considerable time, attended with a trifling pain at the lower part of the belly, without any symptoms of fever or of increased action of the blood-vessels, and without any accident having occasioned any violent agitation of the body, it may be supposed to proceed from the passage to the womb, and may easily be remedied by confinement for a short time to the horizontal posture, and afterwards avoiding much walking or long continued erect position of the body.

When, however, the appearance of blood is preceded by or accompanied with flushings of the face and heat in the palms of the hands, with much thirst; or when pains of the back, loins, or lower part of the belly, occur at the same time, then it may be considered to proceed from the womb itself.

In the early months of pregnancy, in such cases, the patient's life can never be in the smallest danger, if she is not otherwise unhealthy, provided she be under the care of a skilful practitioner, though it is more than probable that the child will be destroyed, and miscarriage induced.

But in the latter months, on the contrary, the life of the patient is always in great danger, unless the discharge be speedily stopt.

The immediate cause of a discharge of blood from the womb during pregnancy, is the rupture of blood-vessels, by the partial or total separation of those parts of the child which connect it to the mother.

This circumstance explains the difference of danger in the early and latter months; for in the former



former, it has been remarked \*, the blood-vessels of the womb are small, and therefore incapable of pouring out much blood; but in the latter they are very large, and hence may discharge in a short time a great quantity †.

Every circumstance which can increase the circulation of the blood in the early months, and all times of pregnancy, every accident which can injure the womb, will readily affect the connection between the mother and child; such are violent agitation of the body, blows on the belly or back, or irritation from any of the neighbouring parts communicated to the womb.

There is another cause of this accident quite different from any other, and attended with much more danger. It depends on the improper place of attachment of the after-birth. The cake, it was observed ‡, is fixed to no particular part of the womb; in every case, where, therefore, it is attached to the neck of that organ, which it was also remarked happens seldom §, it must necessarily be separated when that part begins to be changed in consequence of pregnancy.

When a discharge of blood is once induced, it is liable to recur from the most trifling accidents, as surprize, exertions in coughing, laughing, &c.

The management in these cases must be varied according to a number of circumstances; for very opposite treatment is necessary in different cases.

Tranquility of mind and rest of body will be proper in every case. Confinement to bed, therefore,

\* Page 114.

† Page 116.

‡ Page 119.

§ Ibid.



fore, and seclusion from company, should always be advised.

It is also of great importance that the patient be kept cool, for which purpose an airy bed-room should be chosen, few bed-cloaths ought to be allowed, and the drinks, &c. must be almost quite cold.

In every case where blood is lost, a degree of languor or faintness is usually induced, and hence officious attendants frequently exhibit spirits or wine as necessary cordials. As, however, these generally increase the action of the blood-vessels, they serve to promote and increase the discharge, and should therefore be strictly prohibited.

The application of cold wet cloths to the lower part of the belly, is often employed in these cases with the greatest success, especially in the early months.

Blood-letting and opiates are remedies which on many occasions produce the happiest effects.—But they may frequently be productive of much harm, and consequently they are not admissible in every case.

The circumstances on which the use of these remedies depends, cannot be explained with propriety in this work; and therefore the treatment of every case where the discharge is not stopped by the management already described, ought to be committed to the care of an experienced practitioner, otherwise the health of the patient may be materially impaired, or even her life endangered, besides the loss of the child.

This becomes more especially necessary where-

N

ver



ver the discharge is occasioned by the particular place of attachment of the after-birth; for in these cases the danger is so great, that a few minutes delay may prove fatal to the patient. This cause can only be discovered by a skilful practitioner, and its dreadful effects can only be prevented by immediate delivery.

## SECTION IX.

### ABORTION.

**B***Y Abortion or Miscarriage*, is meant the expulsion of the child at any period when it cannot live; it must therefore happen during the first six months of pregnancy.

It has been a very prevalent opinion, that women in genteel life alone are subject to miscarriage, except when it is occasioned by any violent effect produced on the body by accidents. This, however, is a mistake; for women in the lower ranks of life are as often liable to abortion as those in the higher spheres, if they inhabit large cities. The regularity of living, and the other advantages enjoyed in the country, render that accident much less frequent there among women of every rank.

When the many irregularities in the mode of living, the impure air, &c. to which those who inhabit cities of any extent must necessarily be exposed, are considered, it will appear extraordinary that miscarriage does not happen much more often than it really does.

The symptoms of abortion are various. They



do not appear in the same succession in every case, and therefore they cannot be detailed with precision.

The sudden cessation of the breeding symptoms, formerly detailed\*, before the period of quickening, together with a sense of weight and coldness in the lower part of the belly, or the same sensation at any time after quickening, with flaccidity of the breasts, may be considered as sure symptoms of future miscarriage.

Pains in the back, loins, and lower part of the belly, bearing down, with regular intermissions and discharge of blood from the womb, are certain indications of threatening abortion.

The immediate Cause of abortion is the separation of the appendages of the child from the womb, along with contraction of that organ.—This may be induced by a variety of circumstances with which it is of importance that every woman should be acquainted.

The death of the child, which may happen from many causes, or a diseased state of any of its appendages, will inevitably occasion abortion.

Some women have a certain *Tendency* to miscarry, which renders the most trifling accident productive of that misfortune, while others suffer the most astonishing agitations of the mind and body, without the same bad consequence.

Women have this tendency in different degrees, and are therefore liable to miscarriage in the same proportion.

This tendency may depend on weakness, or irritability of the general habit, or of the womb

N 2

\* Page 122.



itself, on a disposition to fulness, or on some defect in the womb, which may prevent it from increasing equally in size, according to the period of pregnancy. Women also who have formerly miscarried, are very liable to frequent repetition of similar accidents.

Wherever this tendency to abortion takes place, every circumstance which can affect the womb immediately, or through the intervention of other parts, will readily produce miscarriage. Such are, fatigue from long walking or dancing, straining from coughing, or from efforts at stool in consequence of cholick-pains or severe looseness, violent agitation of the body, sudden passions of the mind, as excessive fear or joy, surprise, &c. exposure in a heated room, tight lacing, and a great variety of other circumstances.

Miscarriage in every case is attended with disagreeable consequences; for by laying the foundation for the repetition of the same accident, it may both render the woman incapable of being the mother of a living child, and injure irreparably her general health.

In the early months of pregnancy, abortion is productive of no immediate danger, provided proper assistance be called; but after the fifth month, the life of the patient is always in a precarious situation, till the womb be entirely emptied of its contents.

The event of every case of miscarriage must depend on the nature of the symptoms, and on the causes which induce the accident. The former of these has already been explained. With respect to the latter, where the cause is discovered



to proceed from the death of the child, or from such a state of the mother's body that the womb cannot retain the child, such as great irritability or weakness of the general system, or of the womb itself, or irritation communicated from the parts contiguous to that organ, the threatening event cannot be prevented. If, however, *fulness* is observed to be the cause, or any violent passion of the mind, if the bearing down pains have not come on, by proper management, the woman may be yet enabled to carry the child to the full time.

It is of importance also to remark, that in some rare cases where abortion is threatened from these causes, if the woman has conceived *Twins* or *Triples*, one child may be expelled, and the other retained, if proper attention be paid.

The following case, which I have chosen out of many similar ones, is a striking proof of this important fact.

#### C A S E. IX.

A lady, who had frequently miscarried about the third month, having become pregnant, was put under my care.

By the strictest observance of the rules which I suggested, she exceeded the period which had formerly been unfortunate. But at the end of the fourth month, in consequence of a fright, she was seized with pain in the back. Soon after which, a violent discharge of blood from the womb ensued, and a child, with all its appendages, was completely expelled.

This lady recovered very slowly, and had a



continuation of the breeding symptoms. The country air, and cold bathing were therefore advised, as soon as her strength permitted her to leave her bed-chamber; and in a short time there was a visible increase of bulk in the belly, attended with unequivocal sensation of the motion of a child.

In five months after the miscarriage, this patient was delivered of a stout healthy boy, evidently at full time.

---

Such cases suggest a caution, which should never be neglected, that after miscarriage, every patient should be treated for some time, as if she were actually still with child, in order to prevent the possibility of a second child being lost, especially as the actions of the womb, when once excited, are very readily renewed by the most apparently trifling irritation.

One cause of abortion is generally attended with more serious consequences even than the loss of a child; for it most commonly occasions the death of the mother, that is, where artificial means have been employed to induce miscarriage.

Some unfortunate women, to conceal their criminal indulgences, endeavour, by various means, to procure the expulsion of the child, before it has acquired such a size that their situation can be discovered. These improper intentions can never succeed, unless very violent effects are produced on the organs contiguous to the womb, which explains the cause of danger; for inflammation of these delicate parts is very readily excited by  
any



any violent irritation, and is liable to be communicated to all the contents of the belly.

The dangers which attend such unwarrantable practices will be pointed out in a more striking manner by the following case, than by any arguments which can be suggested.

#### C A S E X.

I was requested in the year —, to visit a young girl, who, though delirious, called constantly for my assistance.

On my arrival, I learned that she had had for several days a profuse discharge of blood from the womb, along with excessive *looseness*; that she had complained of a constant violent pain in the lower part of the belly, which had gradually extended over the whole of it, and which had for some time before I was sent for, become so severe that she could not bear the pressure of the bed-cloaths.

I was likewise informed that she had miscarried, though she had endeavoured to conceal the circumstances; and that, although the calls to stool were still very frequent and urgent, the discharge of blood had ceased for some hours before my arrival.

I found her pulse small and irregular, but very sharp, her tongue brown, the belly considerably swelled, and painful to the touch, and the womb quite closed, so that there was no longer any hazard of a return of the discharge of blood.

These symptoms, notwithstanding the use of opiates, *Lavemens* with Laudanum, Fomentations, &c. continued for twenty-four hours, when the patient



patient became suddenly calm, and recollected: she said, she felt no pain, and confessed that she had been persuaded to take medicines with a view to procure abortion; that these had produced violent effects on the bowels, which she had concealed for several days, till the discharge of blood from the womb discovered her situation.

The unfortunate girl thought herself now relieved from pain and danger; but her feelings were delusive, for mortification of the bowels, in consequence of inflammation, had taken place; in a few hours her limbs became cold, she gradually sunk, and expired in a fit.

---

Wherever, therefore, women commit such unjustifiable crimes to conceal the indulgence of irregular passions, their life is exposed to the greatest danger.

The treatment in cases of miscarriage must be regulated by a great variety of circumstances, particularly by the nature of the symptoms and causes, and by the constitution of the patient.

As the future health and happiness of the woman must often depend on the proper management of such cases, recourse should always be had to the advice of practitioners of midwifery.

For the benefit of those who may not be able to procure immediate assistance, from the situation of their residence, &c. the following general rules are given, as it is inconsistent with the plan of this work, to enter minutely into the detail of such circumstances as require knowledge of the practice of medicine, or from their importance and intricacy should be referred to skilful practitioners.

When there is an appearance of blood, in consequence



quence of any of the accidents already fully explained, which threatens miscarriage, the patient should be put to bed, and kept quiet and cool; and if she be of a full habit, or have symptoms of fever, she ought to lose blood from the arm.

By these means, provided regular bearing-down pains do not succeed the discharge, and if no bulky substance, or large clots of blood, are expelled, there is reason to hope that in such cases miscarriage may be prevented. But when, along with the discharge of blood, large clots come off, attended with bearing down, or pains in the back and loins, especially if the symptoms which precede abortion have appeared, there must be every probability that the threatening event cannot be obviated.

In these cases, every bulky substance which is passed should be kept in a basin of water, that the exclusion of the child and its appendages may be ascertained.

When in such cases the child alone is expelled, and violent pains still continue, attended with a trifling discharge of blood, a simple *Lavement*, consisting of warm water and a little oil, will often moderate the pain, and promote the expulsion of the appendages of the child; for till this latter circumstance takes place, the patient cannot be completely relieved.

Where, however, under such circumstances the discharge of blood is considerable, the patient can only be effectually relieved by the assistance of an experienced practitioner. Till that can be procured, cloths dipped in cold water should be applied to the lower part of the belly.

After



After the child and its appendages have come off, opiates may be given with advantage.

Much caution is necessary in the conduct of the patient after miscarriage. She should lie a good deal on a bed or sofa for several days, and ought to take such remedies as are calculated to restore general health.

It requires great attention to prevent abortion in subsequent pregnancies, wherever it has once happened. The variety of circumstances which tend to induce miscarriage, render it difficult to include directions for every case which can occur under general heads. In this work such a task would be impossible.

The advice of even the most skilful practitioner is sometimes inadequate to the prevention of miscarriage, where the habit has become established; and indeed nothing distinguishes the abilities of a practitioner so much as his success in cases of abortion.

Where a woman has once miscarried, she should be particularly cautious in her conduct when again pregnant, about the period at which she had formerly been unfortunate. In the greatest number of cases there is a greater disposition to miscarry from the eighth to the twelfth week than at any other time, and therefore such women should be confined very much to bed for a few days before and after that period. Cold bathing, particularly by means of the shower-bath, and occasional blood-letting, with a variety of other means, have often great effect in preventing abortion; but as these can only be beneficial according to the circumstances of the case, and as their use may be some-  
times



times highly improper, neither the cold bath nor blood-letting ought ever to be advised, without the concurrence of a judicious practitioner.

When women miscarry repeatedly about the fifth or sixth month, and feel previous to that accident the symptoms of the child's death, formerly described; and if, in such cases, the child when expelled is putrid, then some latent poison, which will yield to a particular course of medicines, may be suspected to lurk in the constitutions of the parents.

## SECTION X.

### RULES *and* CAUTIONS *for the* CONDUCT *of* PREGNANT WOMEN.

**F**ROM the history of the complaints to which pregnant women are liable, it will appear obviously, that many of them may be avoided by proper attention. The following general cautions are offered, with a view to accomplish that important purpose.

THE complaints incident to the early months of pregnancy are different in their nature from those which occur in the latter months, a different mode of management is therefore necessary at those two periods.

*Cautions in the Early Months.*—Women during that time have a natural tendency to fulness; hence the diet should be spare. Though sedentary life increases that tendency, yet the exercise should be very moderate; for every circumstance which



which can cause fatigue ought to be carefully guarded against.

The dress of pregnant women, especially at the period when the womb begins to rise out of the basin\*, should be loose and easy. Tight lacing, besides impeding the ascent of the womb, and hence inducing abortion, by compressing the breasts, often renders women unable to suckle their children.

*Stays* are not the only parts of the female dress which require reformation during pregnancy; for the ordinary *Shoes* ought to be changed. When shoes are made with high or narrow heels, the person who wears them is liable to stumble from the most trifling inequality in the ground; and as such an accident might be productive of much harm, every precaution should be taken against it; therefore the shoes ought to be made with low and broad heels.

Crowded companies, by occasioning many disagreeable restrictions, may lay the foundation for the most dangerous complaint about the time when the womb rises out of the basin, as has been particularly explained†; and hence women in that situation should be strictly prohibited from crowded companies and public places. The impurity of the air, on such occasions, is sufficient, in the irritable state of pregnant women, to induce many very disagreeable complaints.

Women, in the early months, should be very guarded in the use of laxative medicines, as any violent irritation of the bowels at that period is readily communicated to the womb.

The

\* Page 114. † Page 141.



The belly may be kept regular by means of ripe fruit, boiled vegetables, or any very gentle laxative, as Lenitive Eleſtuary, ſewed Prunes, Tamarinds, &c.

*Cautions in the Latter Months.* In the latter months, the ſtomach is not ſo apt to become diſordered, as in the early periods of pregnancy; and as a greater proportion of blood is required to ſupply the increaſed bulk of the womb and contents, a more full diet may be allowed.

The exerciſe alſo ſhould be increaſed, and, (unleſs under certain circumſtances,) women, towards the end of pregnancy, ought to be as much in the open air as poſſible; riding in an eaſy carriage on good roads, alſo, is attended with the beſt effects.

Women, in the latter months, ought to be as much in chearful agreeable company as their circumſtances will allow; for otherwiſe they are apt to become melancholy; and it is well known that the depressing paſſions ſometimes prove the ſource of the moſt dangerous diſeaſe which can occur during pregnancy.

From the very great ſize of the womb at that period, it will be readily underſtood, that long continued preſſure of that organ on any particular part muſt be productive of material injury, and a caſe has been related, where it proved the cauſe of death\*; therefore frequent change of poſture is abſolutely neceſſary. This ſhould be attended to during the night, as well as the day.

Coſtivenefs, it has been formerly explained†, is always to be guarded againſt with the moſt ſcrupulous attention during the latter months; and

O

hence

\* Page 153.

† Page 144.



hence women should never suffer above a single day to pass without having a motion.

In every period of pregnancy, when there are evident marks of fulness, it should be removed by blood-letting, otherwise many disagreeable symptoms may occur. This will more especially be the case in the latter months, for at that time such a habit induces a tendency to be affected by convulsions.

CHAPTER I.  
NATURAL LABOUR.

**W**OMEN are generally delivered of their burden which constitutes their mothers, about nine months, that is, thirty-six weeks or two hundred and seventy-three days after conception, as, however, the exact period of gestation cannot be commonly ascertained, it is not usual for women to reckon accurately. As, in some cases, the term of pregnancy is considerably shorter, it is probable, that in others, it is longer than the usual period. Although this has been generally held, yet from many observations in my own practice, it appears to me certain beyond a doubt, in some instances of this opinion, it may also be remarked, that if the term of pregnancy is often protracted for several days in other animals, it is reasonable to suppose that the same circumstances may happen in women. In the greatest number of cases women are delivered



MANAGEMENT OF  
FEMALE COMPLAINTS.

PART II.

CHAPTER I.

NATURAL LABOUR.

**W**OMEN are generally delivered of that burden which constitutes them mothers, about nine months, that is, thirty-nine weeks or two hundred and seventy-three days after conception; as, however, the exact period of impregnation cannot be commonly ascertained, it is not usual for women to reckon accurately.

As, in some cases, the term of pregnancy is considerably shortened, it is probable, that in others, it is somewhat protracted. Although this has been often denied, yet, from many observations in my own practice, it appears to me certain beyond a doubt. In confirmation of this opinion, it may also be remarked, that if the term of pregnancy is often protracted for several days in other animals, it is reasonable to suppose that the same circumstance may happen in women.

In the greatest number of cases women are de-



livered without much difficulty or danger ; such labours are therefore styled *Natural*.

Although natural labour is not attended with great danger, yet the assistance of a skilful practitioner is always necessary, in order to guard against accidents which might otherwise happen, and which might render the patient's future life miserable. This important truth has been denied, from a mistaken comparison between the labour of women and that of the animals of the brute-creation ; but the structure of such animals exempts them from those hazards to which women, from their make, are necessarily subject.

## SECTION I.

### SYMPTOMS of LABOUR.

**T**HE approach of labour is announced by a variety of sensations, which, though certainly distressing and disagreeable to the woman, being occasioned by circumstances which are preparatory to an easy delivery, ought to be considered as favourable symptoms.

PREVIOUS to labour the belly generally becomes much diminished in bulk, which originates from the child sinking to the lower part of the belly.

THE first signs of labour are pains in the back and loins, which occur at irregular intervals, and which induce the most disagreeable sensations.— These are occasioned by the incipient contractions of the womb ; they serve the valuable purpose of gradually opening the orifice of that organ, which,  
it



it was formerly remarked\*, becomes closed up a short time after conception.

The consequence of this effect of the contractions of the womb, is the discharge of that substance which had closed it up, that is of a slimy matter, often slightly tinged with blood, called in common language, the *Shews*.

WHEN these symptoms have continued for some time, the patient becomes very uneasy; she has frequent warm and cold fits, with urgent desire to make water, &c. and is exceedingly restless, as every situation appears unsupportable and uncomfortable to her.

By degrees the pains increase in frequency and force; they occur at regular intervals of ten or twelve minutes, and do not then occasion the continued uneasiness which is felt at first; for when they are off, the patient usually is perfectly relieved.

THESE are the marks by which women may judge themselves to be in labour; but as pains often occur in the latter months of pregnancy, which may deceive them, it must be an important object to point out the mode of distinguishing them from the true labour pains, as otherwise they may be kept for several days in a state of anxiety and distress.

*Spurious* pains, as they are called, occur most commonly towards the evening, and are most troublesome during the night; they are more trifling and irregular than true pains; and as they produce no change on the orifice of the womb, the *Shews* do not succeed them.

Spurious pains are occasioned by the pressure



of the womb upon the parts which surround it, or by costiveness. In the former case, they will be removed by change of posture and opiates; and in the latter they can only be obviated by the costive state of the belly being remedied.

In many women spurious pains are attended with a discharge which somewhat resembles that produced by true pains; a circumstance which is apt to impose on the patient, and on some practitioners; hence in many cases it requires a considerable degree of judgment to distinguish spurious from true pains. From inattention in that respect, I have been called to many women who have been deemed several days in labour, when in fact labour had not commenced.

## SECTION II.

### MANAGEMENT *at the* BEGINNING *of* LABOUR.

**E**VERY woman in general is impressed with much apprehension at the beginning of labour, which, if indulged, may be productive of very bad effects; it is therefore important that a cheerful friend or two should be present on such occasions, in order to inspire the patient with spirits and courage.

HEATING drinks, by way of cordials, are too often prescribed by the attendants at the beginning of labour. They increase the natural tendency to fever which women have at that time, and the temporary vigour which they induce is soon followed by a great degree of languor, which retards the delivery.

WHEEN



WHEN labour has actually commenced, the bed on which the patient is to be delivered requires a little preparation, that it may not remain wet and disagreeable after the delivery, which would prove very injurious to the woman.

Nurse-keepers, generally, are very well acquainted with the make of the bed necessary for lying-in. The following directions, however, for that purpose, will be found useful, where such women are not to be had.

The bed should be placed in such a situation that the room may be properly ventilated, without the patient being exposed to a current of air; it should also be kept at a little distance from the wall. The bed curtains should be made of thin materials, such as cotton or linen; they ought to be quite clean, and should never be completely drawn round the bed, otherwise fresh air will not be admitted, nor the foul air allowed to escape.

A hair-mattrafs should be placed over the feather-bed, and over it one or more dressed sheep-skins, or a piece of oiled cloth ought to be spread; a pair of clean sheets should then be laid on in the ordinary way, and another pair in the form of a roller, must be applied across the bed, having the ends folded in at the sides. The under sheet at the fore-side of the bed should be pressed in, and the upper sheet, when turned over the bed-clothes and outer-covering, should be secured by means of a needle and thread, by which no obstacle will impede the necessary assistance of the practitioner.

A coarse blanket, folded within a sheet, in the form of a table napkin, ought to be laid immediately



ately below the patient, and should be removed after delivery.

The pillows ought to be placed in such a manner, that the face of the woman, when she is on her left side, may be towards the back of the bed.

By adopting these directions, women will not be exposed to cold during labour; they will be comfortable after delivery, without being much disturbed, while they can receive all the necessary assistance without inconvenience.

The dress of women during labour ought to be as light and simple as possible, that it may not overheat themselves or embarrass the practitioner.

WHEN labour has really commenced, the bowels should be emptied by means of an emollient *Lavement*, otherwise the most disagreeable circumstances may occur.

### SECTION III.

#### MEANS *by which the CHILD is EXPELLED.*

IN natural labour the head of the child comes down foremost, and is wonderfully accommodated to the passage through which it proceeds.

The general manner in which the child passes through the basin has been already accurately described\*; the obstacles which are opposed to its progress prevent it from falling out of the womb by its own weight, and serve the important purpose of guarding from injuries the delicate parts through which it is expelled.

Nature has therefore provided a particular apparatus



paratus for the expulsion of the child; for by the reiterated contractions of the womb, assisted by the midriff and muscles of the belly, that necessary operation is performed.

The first contractions of the womb are employed in preparing the parts for the passage of the child, for they push forward the lower part of the membranous bag, with some of the water, in which the child is contained\*, like a small bladder, which being insinuated between the edges of the orifice of the womb, gradually forces them asunder, and, increasing in size in proportion as they are separated, continues to open the orifice, and the superior part of the vagina, till they are sufficiently enlarged to admit of the entrance of the child's head. Four, six, or eight hours commonly elapse before this happens.

By this means, these delicate and acutely sensible parts are not exposed to the injuries which would ensue from their being suddenly forced open. Women, therefore, instead of becoming impatient during the first hours of labour, should consider, that the more slowly their delivery proceeds at that period, the more certain will be their chance of a speedy recovery.

After the passages are sufficiently prepared, the membranous bag bursts, and the waters are discharged: this is generally followed by a temporary remission of the pains.

This interval, however, does not continue long; for the unequal parts of the child pressing on the womb, along with the diminution of bulk of that organ, excite more violent contractions, which  
then



then induce the action of the midriff and muscles of the belly; and thus strong bearing down pains are occasioned.

The head of the child then enters the cavity of the basin, and, by the continued action of the womb, &c. it is gradually pushed through it in the manner already mentioned\*, till it arrives at the under part. When it has advanced so far, its further progress is retarded for some time by the fleshy parts situated at the bottom of the basin †: by degrees, however, these yield to the continued pains, and at last the head of the child is excluded.

The relief which the woman now feels from all pain is only temporary; for, after a minute or two, the contractions of the womb, &c. again begin, and push forwards the remaining parts of the child, which, after being accommodated to the turns of the basin, are completely expelled, followed by a considerable discharge of water, mixed with a little blood.

Sometimes women, soon after the waters are discharged, have one continued bearing down pain till the delivery of the child; while, in others, the pains recur at distant intervals, and increase in force and effect by degrees only. The former of these circumstances more usually happens in women who have had several children, and the latter in those that lie-in for the first time.

\* See Introduction, page 71. † Page 53.



## SECTION IV.

MANAGEMENT *necessary during the* EXPULSION *of*  
*the* CHILD.

**W**HEN the contractions of the womb tend only to prepare the passages, no assistance is necessary. The woman should be kept quiet and cool, though she ought not to be confined to one posture. Violent agitations of the body must be carefully guarded against, otherwise the waters may be discharged prematurely; and hence the most disagreeable consequences might ensue.

For these reasons the frequent interference of a practitioner in the beginning of labour, would be productive of much harm, and could be attended with no good effects.

At that period, no medicine or other expedient for increasing the force of the pain, should be prescribed, as the more slowly the passages are enlarged, the less injury will the patient suffer.

WOMEN frequently vomit during the first hours of labour. No danger, however, is to be apprehended from that complaint, if the patient has had no previous disease. On the contrary, the vomiting often accelerates the delivery. If, under these circumstances, there are evident marks of a disordered stomach, Green Tea, or an infusion of Chamomile Flowers, with a few Drops of Spirit of Hartshorn, should be drank.

**W**HEN the child begins to pass through the basin, many women are seized with shivering fits, which generally announce an expeditious delivery,



ry, and are to be considered dangerous in those cases only where the state of the woman's former health has been bad.

THE bearing-down pains, by which the child is forced through the passage, should be the effort of nature alone, and ought not to be assisted by the exertions of the woman; for in that event, the child would either be pushed upon the parts at the outlet of the basin, before they are prepared for it, or the woman would be so much worn out, that she could not undergo the necessary fatigue which attends the complete expulsion of the child.

This important caution cannot be too strongly inculcated; for inattention to such conduct, and the impatience which women in such situations cannot perhaps avoid, often make a labour difficult and painful, which would otherwise have been natural and easy. Voluntary bearing down must be particularly guarded against at the time when the head of the child is only prevented from being born by the soft parts at the outlet of the basin; for if the delivery be then hastened, these parts will be readily torn; and in consequence, the woman's future life must be rendered miserable.

The management of a skilful practitioner is indispensably necessary, to prevent so unfortunate an accident, in every case, where, from the acute feelings of the patient, violent bearing-down at that period cannot be avoided.

From inattention to this important duty on the part of practitioners, many women have been reduced to the most pitiable condition in which human beings can be found.

AFTER



AFTER the head of the child is excluded, the woman should be allowed to enjoy for a little the temporary relief which she feels, and therefore the body ought not to be immediately pulled out with force, as is often done; for besides the injuries which may be occasioned by not allowing the patient a little rest, the delivery of the after-birth will be thereby rendered difficult. Two or three minutes should therefore be allowed to elapse, before the body be drawn forward.

THE child should not be separated from the mother till the navel-string be properly tied, so that no blood may be discharged from the divided vessels, an accident which might prove fatal. Unless, however, the child has discovered evident symptoms of life, it should not be disengaged from the mother, till proper means are employed for its recovery, except on particular occasions, which will be explained in another part of this work.

## SECTION V.

*MEANS by which the APPENDAGES of the CHILD are EXCLUDED.*

THE appendages of the child are thrown off by an effort of nature alone in by far the greatest number of cases: for this purpose, the most simple, as well as most powerful means are employed.

When the delivery of the child has not been conducted with too much hurry, the womb diminishes in size in a very gradual manner, in proportion as its contents are expelled.



It is in this manner prepared for contracting regularly from above downwards, after the woman has recruited from the fatigue of the former stages of labour.

After the patient, therefore, has rested for some time, she again feels pains, which are occasioned by the womb renewing its contractions. They are termed grinding, from their being much less violent than those by which the expulsion of the child was accomplished.

When these contractions have continued for a certain time, the after-birth, &c. is separated, and then thrown off, and the sides of the womb become every where in close contact.

By this means the orifices of those large blood-vessels, which are ruptured by the separation of the after-birth, are stopped up, and consequently the discharge of blood, which might otherwise prove the source of the greatest danger, is prevented.

The appendages of the child are generally expelled within from ten minutes to an hour after delivery.

## SECTION VI.

ASSISTANCE *necessary during the* EXCLUSION *of*  
*the* AFTER-BIRTH.

**B**EFORE the after-birth is excluded, it is an important object to discover if there be any other child in the womb, and therefore that must be ascertained immediately after one child is born. The marks by which the presence of twins, triplets,



lets, &c. may be distinguished, will be described in a subsequent chapter.

In assisting the delivery of the after-birth, the practitioner must wait for the contraction of the womb; for if that be not attended to, the most dangerous consequences may follow. It is of great importance that this circumstance should be properly understood; for the patient's life, after an easy labour, may be destroyed by the rashness of an ignorant practitioner. By explaining, however, the cause of danger, those who are prevented from being under the care of persons of skill, may be enabled to counteract the effects of ignorance, and will thereby escape those hazards to which they would otherwise be exposed.

The greatest portion of the womb at the full period of pregnancy, it has been remarked\*, is quite unconnected with any of the neighbouring parts, and is therefore unsupported. It has also been observed, that the after-birth is most generally attached to its bottom†. If, therefore, the extraction of the appendages of the child be attempted before the womb contracts, the inside of that organ will be turned out; and if the rash practitioner continues to pull down, the inverted womb will be drawn out of the woman's body, and death will soon follow. This unfortunate accident will be more particularly described in the third part of this work.

THE following case will probably prove this important truth better than the clearest reasoning could possibly do.

P 2

CASE

\* Page 115. † Page 119.



## CASE XI.

A midwife, dead some years ago, attended a lady in the suburbs of Edinburgh, who had been several years married before she became pregnant.

The pleasure which that event gave her husband and herself, made her look forward to the time of child-bearing with impatience, and inspired her with confidence and courage when it arrived.

Her labour proved tedious; but she was at last without any extraordinary assistance, delivered of a fine healthy child. The midwife unfortunately had received a message to another patient immediately before this event took place; hence she was impatient to finish the rest of her duty, that she might get away. Without waiting, therefore, for the contractions of the womb, she pulled by the navel-string with great force, while the patient was in that languid state which generally succeeds a tedious labour.

She continued her rash efforts in spite of the violent agonies of the lady, till she had drawn the womb completely out of the body, when convulsions were induced.

I was immediately sent for, and arrived within three quarters of an hour after the delivery; but the unhappy patient had died a considerable time before my arrival.

The womb and the passage were both completely turned inside out, and the after-birth was adhering very firmly.

---

WHEN the grinding pains are felt, by which  
the



the contraction of the womb is distinguished, the practitioner then should assist the expulsion of the after-birth, by pulling gently by the navel-string during a pain, and by endeavouring to bring down the after-birth through the basin, in such a manner that its progress may not be interrupted by any of the neighbouring parts.

While the assistance thus described is given by the practitioner, the patient should bear down moderately; all violent exertions, however, should be avoided; for by coughing, sneezing, &c. dangerous symptoms might be induced.

The contractions of the womb, when slow, may be assisted, by gently rubbing the belly of the woman with the hand. Stimulating medicines or *Laxatives* for this purpose ought never to be employed.

## SECTION VII.

### GENERAL OBSERVATIONS ON NATURAL LABOUR.

**N**ATURAL labour treated in the manner directed, is never productive of any disagreeable consequence, though the temporary sufferings of the patient are sometimes particularly distressing. Lying-in women under the care of a skilful practitioner have very little to fear, provided their health be good, as by far the greatest proportion of labours are natural.

The depressing passions which occur perhaps unavoidably at the beginning of labour, are therefore quite groundless. As their effects may be



very dangerous, they should be peculiarly guarded against.

A very improper method is almost universally adopted for this purpose, both by practitioners and attendants; for the dangers which may happen during child-bearing are carefully concealed from the patient.

As every woman must have access to learn many histories of the most melancholy events having occurred during labour, the more these are attempted to be concealed, the patient will imagine herself to be exposed to the greater risk of danger.

But if the real circumstances of every unfortunate case were properly explained to women, a very opposite effect would be produced; for they would find that very few unfortunate accidents have happened during child-bearing, where proper attention had been paid, and where the constitution of the patient had not been previously injured.

It will perhaps, therefore, appear a duty incumbent on every humane practitioner, to point out the dangers to which women may be exposed during labour by improper management, that they may adopt the necessary means to prevent them. For the same reason, it should not be concealed, that many dangers attend that state, even in the healthiest constitutions, as will be proved in a subsequent chapter, which fortunately can be obviated by the assistance of a skilful practitioner.

before the passages are prepared for the delivery of the child, the increased action of the womb, &c. tend to weaken the patient, and to ren-



## CHAPTER II.

## LINGERING LABOURS.

**W**HEN delivery is not accomplished within twenty-four or thirty hours after the womb has begun to contract, the labour may be termed *Lingering*.

In such cases, much management becomes necessary, to prevent the patient from being worn out by anxiety and apprehension; and much judgment is required to distinguish those obstacles which will yield in a little time, by the continuance of labour-pains, and cannot therefore occasion danger, from those which can be overcome only by the interference of the practitioner.

By a knowledge of the causes of lingering labours, women may be enabled to avoid that anxiety and impatience which contribute in a considerable degree to retard delivery. This chapter is dedicated to that purpose.

## SECTION I.

## LABOURS rendered LINGERING by Improper MANAGEMENT.

**T**HE officious interference of ignorant practitioners is a frequent cause of lingering labour; for if assistance is attempted to be given before the passages are prepared for the delivery of the child, the increased action of the womb, &c. will only tend to weaken the patient, and to render



der her incapable of making those exertions, on which the successful and expeditious termination of labour may depend.

The improper regulation of the passions of the mind very often interrupt and retard the progress of labour. If, therefore, a practitioner, instead of inspiring the patient with courage, either totally neglects speaking to her, or looks afraid, delivery will inevitably be retarded.

Hence, every circumstance which can occasion any violent passion of the mind, should be carefully guarded against.

When the patient is kept too long in one position, and too soon made to believe she is in actual labour, she naturally becomes tired; her strength is worn out, and the pains go off, or occur only at irregular distant intervals.

A variety of treatment, suited to the circumstances of different cases, will be necessary in labours which are protracted from improper management.

When the strength is exhausted, nourishing food and cordials should be given; and in every such case, occasioned by this cause, an opiate may be ordered with the very best effects.

THE most proper nourishment during labour is Beef-tea, Chicken-water, and Calves-feet or Hartshorn jelly; and the best cordials are Tea, Coffee, or Barley-Cinnamon water.



## SECTION II.

LABOURS rendered LINGERING by the POSITION  
of the CHILD.

**I**N natural labour, it has been observed, the head of the child enters the basin in that position which occupies the least possible space. It sometimes, however, happens, that it comes down in a direction which requires more room than usual. It will not therefore appear surprising, that under such circumstances, a longer continued action of the womb and assisting powers will be required to expel the child.

When, however, no other obstacle prevents delivery, the improper situation of the child's head proves a temporary impediment only; and altho' it may occasion more painful feelings to the patient, than if the labour were strictly natural, yet if the pains be strong and forcing, she will be as safely delivered as if every thing had been perfectly favourable.

But when, along with the improper position of the child's head, the pains of labour become weak, and delivery is in consequence retarded; then, unless the position is altered by the management of a skilful practitioner, the violent pressure which must be induced on the neighbouring delicate parts must be productive of much injury.

Fortunately the structure of a child's head is so admirably contrived, that when it enters the basin in a bad position, it excites an irritation on the womb, which makes it contract with unusual force;



force; hence in such labours the pains are generally violent and forcing.

Although in the greatest number of these cases the labour will be terminated safely by waiting a certain time; yet the assistance of a dextrous practitioner may often relieve the patient from many hours severe suffering. It must not, however, be concealed, that unless an experienced practitioner has the charge of the patient, nature alone should be trusted, as ill-directed attempts to assist, may, in such cases, be the occasion of the most unfortunate effects.

### SECTION III.

#### LABOURS rendered LINGERING by the FORM of the WOMAN.

IT has already been remarked, that the passage through which the child proceeds during labour, is not equally well formed in all women; for the human body is subject to a disease, from which other individuals of the animated creation are exempted\*.

Where the deviation from the natural shape and size is not very considerable, although a longer time than usual will be required; yet the delivery may at last be accomplished with safety, both to the mother and child.

In such cases, women should not become impatient or restless, otherwise they will be soon worn out, and their delivery may be rendered impossible without extraordinary aid.



The duty of practitioners, on these occasions, is to allow the pains of labour to have all the effects which they can produce, to support the patient's strength, and to prevent her spirits from being depressed.

It requires much skill and experience to distinguish between the appearance and reality of danger in many cases, but especially in labours rendered tedious by deformity of the basin. It is astonishing how much pain some women can suffer without material injury; and the manner in which the child's head is moulded by the form of the passage, is often surprising. Perhaps no circumstance in nature is better calculated to prove the existence of an omnipotent guardian Power, than the admirable provision which is made for the delivery of the child.

The conduct of those practitioners who intrude on the works of Nature, must be highly culpable; and hence, except where she fails, every sensible, prudent practitioner will exert his endeavours rather to prevent her intentions from being counteracted by improper interference, than to presume to offer to assist her.

The form of the basin is not the only circumstance in the make of women which may retard delivery. The fleshy parts through which the child must necessarily pass, often occasion much resistance. This more generally happens in women who are advanced in life before they begin to have children.

A variety of expedients have been proposed in such cases for expediting the delivery, the most of which are highly improper. In proportion as  
the



the fleshy parts are rigid, a greater length of time will be necessary for preparing them for the safe passage of the child. But if it be forced through them before such preparation, they may either be lacerated, or so violently bruised, that very disagreeable and dangerous complaints may be induced.

Every means, therefore, which tend to increase the force of the labour-pains, where the delivery of the child is opposed by the unyielding state of the fleshy parts at the bottom of the basin, should be carefully avoided.

Fomentations and other expedients for promoting the relaxation of these parts, have also been recommended. But except the use of pomatum, all the other proposed means for such an effect, by inducing a great tendency to subsequent inflammation, may be the cause of much future distress, and ought consequently never to be had recourse to.

### CHAPTER III.

#### DIFFICULT LABOURS.

**I**T sometimes happens, that although the head of the child is next the basin, yet the delivery cannot be accomplished by the efforts of Nature alone: Such labours are therefore termed *Difficult* or *Laborious*.

These cases require the interference of a skilful practitioner, by whose assistance, by means of instruments, in general they may be terminated with safety to the patient, though it sometimes becomes impossible



impossible to save the child, without exposing the mother to much danger.

The instruments most commonly employed in the practice of Midwifery, are constructed in such a manner, that neither the patient nor child can be injured by them.

## SECTION I.

LABOURS rendered DIFFICULT by the particular STRUCTURE of the CHILD.

WHEREVER the child's head exceeds considerably the dimensions formerly detailed\*, if the basin be of the ordinary size, an obstacle must be opposed to delivery, which can only be surmounted by a diminution of its bulk.

The size of the head may be increased in consequence of a diseased state, called water of the head; or the same effect with regard to delivery, will be produced by that species of monstrosity, where two children are grown together, or where one child has two heads.

The former of these cases is by much the most frequent occurrence, and yields to the most simple management; the latter occurs, fortunately, very rarely.

WHEN the head is perceived to be enlarged by a collection of water, it is not always necessary to diminish it by artificial means, as Nature often adapts it in a wonderful manner to the parts through

\* Page 72.



through which it passes, and therefore time should be allowed for so important a purpose.

But when it is found, that although the labour-pains have been strong and forcing, the head does not seem to make much progress, then it becomes necessary to let out the water, by which means the size of the head is immediately reduced, and the delivery will soon be accomplished. It has often been alleged, that little caution is required either in having recourse to this operation, or in performing it; for no child born under such circumstances can ever live any considerable time.

As, however, it is highly presumptuous to limit the powers of Nature, no operation which may be injurious to life, should ever be attempted, without the most urgent necessity for it; and when it is had recourse to, every caution should be observed which can tend to prevent danger.

In some cases, the water can be discharged by so small a puncture, that no injury will be done to the child's life.

WHERE the obstacle to delivery is occasioned by a double head, much dexterity is required to extract the child without diminishing one of the heads, an object which should always be attempted, though the efforts for that purpose should not be carried too far, nor continued for too long a time.

SECTION



## SECTION II.

## LABOURS rendered DIFFICULT by IMPROPER TREATMENT.

**W**HEN, from improper management, the water which surrounds the child, is evacuated, before the mouth of the womb be sufficiently opened, or where the woman has been allowed to take stimulating drinks; what would have been a natural labour, becomes a very difficult one, from the pains going entirely off.

In these cases, if the child's head is not actually in the passage, the patient should take an opiate, and be permitted to rest for some hours; after which the pains probably will return.

But when the head is already within the basin, from the pressure on the delicate parts contained within that part, considerable injuries may be occasioned, and therefore the safety of the woman must depend on expeditious delivery.

In former times, no mechanical expedient with this intention, could be employed without endangering the life of the child, but fortunately at present, skilful practitioners are enabled to deliver the woman in many cases where Nature alone cannot be trusted, without injuring the child in any degree.

Many women are improperly impressed with a rooted antipathy against the use of instruments, a circumstance which is perhaps to be attributed principally to the faults of practitioners. It has long been a popular study to declaim against iron-



hands, as they have been opprobriously styled, and however hackneyed the subject, it is still very often introduced.

Such opinions proceed either from interested motives, or from prejudices founded on ignorance. For in the hands of those practitioners who alone should employ instruments, no bad consequences can ever follow their use; and by their means, lives, which would otherwise be lost, are very often saved.

In the beginning of this century, when the art of midwifery was making a rapid progress towards that improved state in which it now is, perhaps the ardent zeal for improvement, shewn by the various practitioners in that line, might have rendered instruments more frequently used than was really necessary. But this is by no means the case at present; for the powers of Nature are now always allowed to exert their full influence before a practitioner attempts to interfere materially.

Although the use of instruments in the hands of a skilful assistant, are not productive of any bad consequence; yet it must not be concealed, that considerable practice and experience, with a complete knowledge of the subject, are essentially requisite, otherwise much harm may readily be done. Operations in midwifery require more dexterity than those of surgery in general, and their event is of greater importance, as two lives are at stake.

The conduct of those women, therefore, is highly reprehensible, who insist on their delivery being finished by mechanical expedients, when-



ver the labour-pains are not strong and forcing. — In such cases, the practitioner has occasion for the exertion of determined courage, to resist the improper solicitations of the patient, and ignorant attendants.

Extraordinary assistance during labour should never be given, except after the most deliberate examination of every circumstance of the case; and therefore no prudent and honest practitioner has occasion to conceal the use of instruments, at least from the attendants of the patient.

### SECTION III.

#### LABOURS rendered DIFFICULT by the Form of

WOMAN.

**W**HEN, from the cause already explained\*, the basin of a woman becomes deformed or diminished in capacity, her labour must be rendered difficult in proportion to the degree of deficiency of space.

In the greatest number of such cases, the deformity is not so considerable, as to prevent the delivery, under proper management, of a living child, although the sufferings of the patient must be unusually distressing.

Unfortunately, however, it sometimes happens, that the passages through which the child should proceed, are so contracted, that the woman cannot possibly be delivered of a living infant at full time.

When these cases are under the care of an ignorant or timid practitioner, the life of the patient



must be exposed to very great danger; for by the continued action of the womb, the child is forced violently against the bones of the basin; hence the fleshy parts which are interposed are much bruised, and therefore inflammation will be soon induced, which, extending to the neighbouring parts, will at last put a period to the life of the unfortunate woman.

These are not the only hazards which may ensue from the unskilful management of the practitioner, where there is a considerable defect in the capacity of the basin; for by delaying too long affording the proper and necessary assistance, the strength of the woman may be worn out, and such a shock given to the general system, that her recovery will be either very precarious, or incomplete.

The trust reposed in practitioners by women under such circumstances, ought therefore to be considered as a charge of the most sacred nature, and should never be undertaken, except by those, who from observation, founded on practice, feel themselves adequate to the important task.

To determine on the proper time in such cases, for giving assistance, in order to save the patient's life, and to accomplish so desirable a purpose, must be objects of the greatest moment, and ought not to be intrusted to the care of every practitioner; for more judgement and dexterity are often required to fulfil these views, than are necessary in the treatment and performance of the most complicated surgical operation.

This important truth can only be controverted by those who are ignorant of the subject. It ought to be universally known, as it may tend to save many;



many valuable lives. It cannot be too much regretted, that women often put themselves under the care of common female practitioners, when their own lives, and that of their children, are in danger, when they would not submit to the most trifling external operation, under the hands of an ordinary surgeon.

Some melancholy cases, which have occurred to me within these few years, induce me to make these observations, which I consider as incumbent on me, from every principle of duty and humanity.

THE parts within the basin on some very rare occasions, in a diseased state, oppose obstacles to delivery. As much discernment in the treatment of these cases is required, as in the management of those already mentioned.

#### SECTION IV.

##### GENERAL OBSERVATIONS on LINGERING and DIFFICULT LABOURS.

FROM the remarks which have been made on *Lingering* and *Difficult* labours, it must be obvious, that these may be often occasioned by the impropriety of conduct of the patient or practitioner.

Women of violent passions, accustomed to the unlimited gratification of all their desires, do not easily submit to the necessary restrictions during labour; their strength therefore becomes worn out by restlessness and anxiety, and their delivery is in consequence either retarded, or rendered difficult.

The disposition, however, of the female sex is generally



generally so amiable, that women are much more patient and resigned during pain, than could be supposed by men, who commonly do not possess so great a share of these happy qualities; therefore obstacles to delivery do not very often originate from the improper conduct of women, where the practitioner is capable of offering prudent advice.

The greatest number of lingering and difficult labours, where the health and constitution of the patient are not previously impaired, should with justice be attributed to the officious and ill-directed interference of ignorant practitioners.

It ought therefore to be considered an object highly interesting to mankind, to prevent the fatal errors which may arise from unskilful management during labour. Every feeling mind must be much shocked on reflecting, that other countries possess in this respect an important superiority over Great Britain; for in every other civilized state of Europe, precautions are adopted by the police, which preclude ignorant practitioners from the charge of lying-in women.

Till within these few years in this island, so celebrated for the successful cultivation of the arts and sciences, midwifery was degraded to a mechanical profession alone; the bodies of women, it would seem, were considered as inanimate machines, capable of suffering, without injury, all the accidents which may happen during child-bed under improper treatment; and even the lives of children, so interesting to society and to individuals, appear to have been disregarded.

Every one who is not insensible to the interests of humanity, must wish that the real nature of the  
the.



the trust reposed in practitioners of midwifery, which has, till lately been overlooked, should be perfectly and universally understood; for by that means many unfortunate accidents will be often prevented.

ALTHOUGH the impropriety of those women becoming pregnate whom their particular form renders incapable of bearing living children, might perhaps be easily shewn, it is not consistent with the nature of this work to adduce arguments on such subjects; for they might probably only tend to intimidate those who have already put it out of their own power to profit by them.

MUCH management in the treatment of lingering and difficult labours is frequently necessary.

In lingering labours, the principal duty of the practitioner consists in allowing the powers of Nature to produce their full effect, and to remedy those circumstances which may tend to impair them.

In difficult labours, on the other hand, where assistance becomes necessary, the proper time for interfering, and the manner of assisting suited to different cases, must be his important study.

On some occasions, the symptoms of these two species of labours so nearly resemble each other, that it is not easy to draw the line of distinction between them. That, however, is an object of great importance, because the life of the child, or mother may be sacrificed by a mistake in such cases.

While a prudent practitioner will never interfere unnecessarily, he ought to guard particularly against trying what nature will suffer, rather than  
what



what she will accomplish, by delaying that assistance which art can supply.

#### CHAPTER IV.

### PRETERNATURAL LABOURS.

**W**HEN the child presents any other part than the head to the passage, the labour is called *Preternatural*; in common language, a *Cross-birth*.

In the greatest number of Preternatural labours, the life of the woman is not exposed to hazard, though that of the child is generally in danger, unless proper assistance be afforded.

In some cases, however, the situation of the child is such, that unless it be altered, the woman will die. Fortunately, the practice of midwifery is now so much improved, that except where the case has been originally very improperly treated, there is scarcely a bad situation in which the child may be found, which cannot be remedied by an experienced practitioner.

#### SECTION I.

PRETERNATURAL LABOURS, *where the LIFE of the PATIENT is exposed to no DANGER.*

**I**T has been already mentioned, that the child, when in the womb, occupies the least possible space, and forms an oval figure, one end of which is commonly placed towards the basin; although the end formed by the head is most usually in that



that situation, the other extremity, it has been calculated, once in fifty cases is found there.

The Breech, Knees or Feet of the child are therefore the parts which are first forced into the passage more frequently than any other, except the head.

In all these cases, if the woman be healthy, the delivery may be accomplished without any extraordinary assistance, with perfect safety to the patient; but the life of the child is often very much endangered.

This circumstance originates from the child being exposed to the compression of the womb a longer time than in cases where the head is first in the passage, which is occasioned by the increased space which it then occupies. This will be easily understood, from the manner in which the child is expelled when any of its lower parts come down first; for in proportion as the body advances, the arms are pushed up towards the head, till at last they are placed along each side of it, consequently they increase its size.

Another cause, which certainly contributes to render the delivery less expeditious in these cases, is, that the lower parts of the child are seldom forced into the passage in that direction in which they take up the least possible room. Hence it requires a long time before the contractions of the womb can have the effect of adapting them to that situation.

Unless, therefore, assistance be given in all these cases, there is always a risk of the child being exposed to hazard; and if the practitioner does not proceed



proceed with caution and gentleness, some of its parts may be injured.

I have selected the following Case out of a great many similar ones which have occurred to me, to prove this observation.

#### C A S E XI.

I was called, some years ago, to superintend the delivery of a lady, when the feet of the child came first down.

The practitioner unfortunately proceeded with too much precipitation, and in his endeavours to disengage the arms, on which the expeditious delivery of the child in such cases must generally depend, fractured one of them above the elbow.

The conduct of this gentleman after the accident merits much praise; for instead of concealing it, he, immediately on the birth of the infant, mentioned the circumstance and employed the proper means for relief with such success, that in a fortnight the arm was almost as well as if it had not been broken.

---

A certain degree of dexterity is required to deliver the head of the child in these cases after the body is expelled. Force is not only unnecessary, but even very improper, as the tender neck of the infant may be dislocated, or even the body separated, and the head left within the womb; an accident which must be very shocking, and which formerly was not uncommon.

The following case fell under my observation a few years ago.

C A S E



## C A S E XII.

A midwife, when attending a lady, discovered that the child's breech was in the passage. Possessed of a good opinion of her own abilities, she flattered herself that she was capable of managing the delivery without any extraordinary aid, although she well knew that such cases should not properly be undertaken by midwives.

Some of the attendants, however, on being informed of the case, insisted on my being called. The practitioner, therefore, anxious to enjoy exclusively the credit of the delivery, resolved to endeavour to accomplish it before my arrival.

For this purpose she began to pull by the lower parts of the child, with such violence, that the neck gave way; and I arrived only in time to be shocked with the appearance of the last struggles of the butchered infant.

WHILE too much rashness cannot be reprobated in sufficiently strong terms, excessive timidity, as it may be as fatal to the child, should be as carefully avoided. A proper degree of steady resolution, equally distant from rashness and timidity, while it enables a practitioner to operate in these cases with success, can only be the result of dexterity, and a perfect acquaintance with the manner of operating.



## SECTION II.

PRETERNATURAL LABOURS, *where the LIFE of the PATIENT is Exposed to DANGER.*

WHEN the child lies in such a situation that any part except the head or lower parts is placed next the passage, Nature cannot accomplish the delivery; and therefore, unless the position of the child be altered, the life of the woman must be generally lost.

The operation by which this is performed, is called, in the language of midwifery, *Turning*, and consists in bringing the feet into the passage.

When the bad position of the child is discovered before the *Waters* are drained off, the operation of turning may be had recourse to with perfect safety, (provided the woman be in good health) and without occasioning much pain to the patient or trouble to the practitioner. The same caution and dexterity, however, are necessary to save the child in these cases, as in those where the feet are originally in the passage.

But when, either from restlessness of the patient, or from the improper interference of the practitioner, the waters have been evacuated at an early period of the labour, the life of the child must be generally in danger, and the woman also will be exposed to some hazard.

The dangers which in such cases threaten the woman and child, proceed from the womb becoming closely contracted round the body of the infant soon after the waters are off, and from the spongy state of the womb in the latter months of preg-



pregnancy, already taken notice of\*, which renders it easily torn if much force is employed.

From this circumstance the child has been often pushed through the substance of the womb into the cavity of the belly; and in by far the greatest number of such cases the woman generally dies.

The operation of turning should never, therefore, be attempted by those who do not possess a perfect knowledge of the principles necessary to accomplish it, as otherwise much harm may be done. Indeed I have been long accustomed to consider *Turning*, in certain cases, as the most difficult operation which can be performed on the human body; and hence it requires the greatest exertion of skill. That its object is highly interesting must be universally acknowledged; for the life of mother and child depend on its success.

Many women, by their improper behaviour, add much to the natural dangers attending *Turning*; for the temporary pain which they must necessarily feel, instead of being suffered with patience, often makes them unmanageably restless.— On such occasions, any injury which may be done, ought with justice to be attributed to their own fault, and not to any error on the part of the practitioner.

It should be considered as a duty incumbent on every woman, to submit with resignation to the management of the practitioner under whose care she is placed, provided she is satisfied with respect to his character and abilities; for an opposite conduct, besides hurting herself, by ruffling his tem-



per, may prevent him from operating with that calm deliberation, on which the safety of the child at least must frequently depend.

## SECTION I.

## GENERAL OBSERVATIONS ON PRETERNATURAL LABOURS.

IN every case of Preternatural labour, it is of great importance that the passages should be sufficiently prepared for the delivery of the child, before any part of it be brought down into them, otherwise the life of the infant will be probably lost.

Wherever, therefore, any unusual part of the child is discovered to be next the passage, the utmost care should be taken that the woman may not, by restlessness, or the practitioner by officiousness, occasion the waters to be discharged at an early period of the labour.

In some very awkward, and fortunately uncommon positions of the child, it has been remarked, the life of the patient, as well as of her offspring, is exposed to much hazard, especially if this circumstance has not been attended to. The advantage of early judicious assistance is consequently very obvious.

Preternatural labours contradict in the most evident manner the ridiculous opinions of those who pretend, that Nature alone may be trusted in the delivery of women; for in such cases, death would most generally ensue, if proper assistance were not afforded.

People,



People, ignorant of the difference of structure of the human body from that of any other animated being, might be excused from adopting such opinions, if the dangers of parturition originated from that circumstance alone. But as the present mode of living certainly predisposes the body to complaints, from which it would, in a state of nature, be exempt; although many of these dangers certainly proceed from peculiarity of structure, that many also arise from that circumstance, is a truth which must be apparent to the most ignorant and superficial observer.

The man who, from the mistaken and popular idea of the omnipotence of Nature in the delivery of women, should be so blind, as to overlook the extensive influence which the mode of life in civilized countries must unavoidably produce on the health of individuals, would be soon roused from his delusive speculations, if the person whom he holds most dear, should, by having a preternatural labour, be injured or lost, for want of proper assistance. With what regret must one in such a situation look back on his own ignorance and prejudice! and how little consolation would it afford him to consider, that his opinion, far from being singular, is fashionable and prevalent.

## CHAPTER V.

### LABOURS, WHERE THERE IS MORE THAN ONE CHILD.

**W**OMEN often produce two children at a birth, sometimes three, and in some very rare



cases, four or five. A superficial observer might imagine that these cases are favourable to the increase of mankind: but this by no means happens; for the woman's recovery is always more uncertain after the delivery of twins, &c. than after that of a single child; and where the number of children exceeds two, they seldom live long after birth.

It was formerly remarked\*, that when more than one child is contained within the womb, each is included within a distinct bag; it seldom therefore happens, that the delivery of one is prevented by the interference of another, though such cases have occurred, and have been attended with considerable difficulty.

But Twins and Triplets do not lie in the natural position; for the breech of one is usually opposed to the head of another; hence in these cases, the labour must be preternatural, and consequently in some degree hazardous.

The management of such cases, therefore, requires particular attention, as not only the life of the child, but also that of the patient, are on these occasions at stake.

## SECTION I.

**MEANS** *by which the* EXISTENCE *of* TWINS *may*  
be ASCERTAINED.

**I**T has been very improperly believed, that when women have conceived of twins, there are certain symptoms before delivery, by which

\* Page 120.



that circumstance can be ascertained. In fact, there are no sure indications by which the existence of a plurality of children can be discovered, till after the birth of one child. The unusual bulk during the latter months, on which many people depend for such information, is very fallacious; and hence I have long ago experienced the truth of the observation of a practitioner of last century, that in those cases, where, from the appearance of women, there is the greatest room for suspecting twins, only one child very often exists, while many women have a plurality of children, who exhibit before delivery no marks of such a circumstance.

After the birth of one child, it is very easy to determine whether any other remains. This may be commonly done without having recourse to the painful and indelicate means which are often proposed and practised; for by feeling the state of the belly alone, a judicious practitioner will be very seldom mistaken on such occasions.

When only one child was originally contained in the womb, that organ, soon after delivery, diminishes very much in size, while the bowels, which were kept out of their natural situation in the latter months of pregnancy, immediately get forward to the forepart of the belly, and hence that part feels soft and yielding.

But when a second child remains, the womb does not apparently diminish in size. The intestines, therefore, remain behind and at the sides, and the forepart of the belly has the same hardness as before the delivery of the first child.

Some circumstance may from time to time occur,



cur, which will prevent a practitioner from ascertaining, by this simple method, the existence of a plurality of children; and in these cases only, the other means which have been proposed for accomplishing the same purpose should be put in practice.

## SECTION II.

### MANAGEMENT *in* CASES of TWINS.

**I**N cases of plurality of children, as has already been mentioned\*, the blood-vessels of the cake of each communicate with one another. If, therefore, that part of the cord which is left attached to the after-birth be not tied, the life of the second child will be exposed to hazard: hence the cord should never be left untied, both for the sake of cleanliness, and to prevent the possibility of such an accident.

When a second child is discovered many practitioners proceed immediately to deliver the woman, before she has recruited from the fatigue of bearing the first child: others avoid interfering, and trust the whole business to Nature.

It must, however, appear inhuman in the highest degree, not to allow the patient the enjoyment of that relief from pain for which she has so much occasion, after having born one child, at least till her strength be somewhat restored, to enable her to undergo the necessary fatigue which she must again suffer.

But, as has already been mentioned, there is a great



great probability that the position of the second child is unfavourable; and, consequently, if such cases were left entirely to Nature, both the patient and child might be readily lost before proper assistance could be procured.

THE following case affords a melancholy illustration of this remark.

### C A S E XIII.

In the year — a poor woman was delivered by a midwife of one child, on a Thursday morning, with apparent safety.

On the Tuesday afternoon following, a message was sent to my house, requesting the immediate attendance of one of my private pupils. Dr Cooper, at present physician to the Duke of Gordon, visited the woman immediately; but before his arrival, she was dead.

On enquiring into the circumstances of the case, the Doctor found, that a second child had been left, and that labour-pains had only come on about twenty minutes before his arrival; but that a profuse discharge of blood suddenly taking place, terminated the existence of the unfortunate patient.

There is little reason to doubt, that if this woman had been delivered in proper time of her second child, her unhappy family would not probably have been deprived of one, whose assistance and care were so intimately connected with their welfare and prosperity.

---

In every case of Twins, therefore, the second child



child should be delivered by the operation of turning, as soon after the patient's strength is restored as possible; provided neither the head, breech, nor feet are next the passage, while the patient has violent forcing pains; in which cases, the delivery may be conducted on general principles.

In all these cases, it is the indispensable duty of the practitioner, to stay constantly by the patient till she is completely delivered; for dangerous symptoms may occur, which might be remedied by his assistance, and which would otherwise perhaps prove suddenly fatal.

The management in cases where there is more than two children, is not attended with more difficulty than that of twins. On such occasions, the life of the patient is in no increased degree of danger; but that of the children must be always precarious, in proportion to their size. &c.

## CHAPTER VI.

### LABOURS COMPLICATED WITH CIRCUMSTANCES PRODUCTIVE OF DANGER TO THE CHILD OR PATIENT.

**A**LTHOUGH the position of the child may be favourable with respect to delivery, yet its life may be endangered from a portion of the umbilical cord falling down before it; for any degree of compression, which will stop the course of the blood through that part, will, in a very short time, put a period to the child's existence.

THE life of the woman becomes hazardous, from the occurrence of convulsions, or excessive discharge



charge of blood, during labour, circumstances which fortunately do not often happen.

CASES, where the child is exposed to danger, have, with great propriety, claimed and attracted the attention of humane practitioners, ever since midwifery became a regular art. Still, however, it is very much to be regretted, that by far the greatest number of labours where the umbilical cord falls down, though terminated with perfect safety to the patient, occasion the death of the child.

No circumstances which can occur during delivery, are so truly alarming, as convulsions, or discharge of blood from the womb: For in the former case, one or two fits may prove fatal; and in the latter, the continuance of the discharge for a very short time may be followed with the same unfortunate effect.

## SECTION I.

### LABOURS *where the LIFE of the CHILD is EXPOSED to DANGER.*

A Portion of the umbilical cord may be forced down, either natural, or in consequence of mismanagement. In the former case, it will be found through the membranes at the beginning of labour; in the latter, it only comes down, after the waters are drained off.

The cord can fall down naturally only where it is uncommonly long, or where the child lies in a cross position, and therefore such cases occur very seldom.

But when the waters are evacuated before the passages



passages be properly prepared for allowing the delivery of the child, the cord will be generally forced down before, or along with the presenting part.

When the cord is felt originally through the membranes, the patient should be kept very quiet, and in one posture, till the circumstances preparatory to delivery are completely accomplished; when the practitioner, by turning the child, may probably be able to save its life.

But when the early discharge of the waters has occasioned the protrusion of the cord, it will not be often in the power of the practitioner to obviate the threatening danger, without exposing the life of the patient to much hazard.

As, therefore, this accident cannot be frequently remedied, it must be an important object to prevent its occurrence. By proper attention this can be generally accomplished; for the premature discharge of the waters must be either the fault of the practitioner or patient, and may consequently be commonly prevented.

The great advantages, therefore, of quietness at the beginning of labour, on the part of the patient, and of guarded caution on that of the practitioner, must be very obvious. From what has already been said on this subject\*, it will probably appear, that from neglect of these necessary rules, many deliveries, which would otherwise be strictly favourable, are rendered painful to the patient, and dangerous to the child.

SEC.

\* Page 194.



## SECTION II.

LABOURS *attended with* CONVULSIONS.

THE precautions by which convulsions during labour may in many cases be prevented, have already been mentioned\*; and the dangers to which pregnant women are exposed, when attacked with this frightful disease, have also been pointed out.

When convulsions occur in the time of labour, the safety of the woman commonly depends on expeditious delivery; and therefore the proper means for accomplishing so important an object must be employed without delay.

The treatment on such occasions should be entrusted to a skilful practitioner alone; and therefore directions for that purpose are inconsistent with the nature of this work.

But as in many cases, it may be in the power of the ordinary attendants to stop the threatening fit by simple remedies, it is of importance to explain such means.

When, during labour, the patient complains of a very severe pain in the head or stomach, along with dimness of sight, or the sensation of flashing of fire before the eyes, with flushed face, if she be of a strong full habit, or if she has not been much weakened from previous disease, blood should immediately be drawn from the arm, and a free current of air admitted into the room.

If, notwithstanding these means, the threatening

S

fit



fit, should come on, a cork ought to be put between the jaws, otherwise the tongue may be very much injured.

Sometimes in such cases the stomach is disordered, and increases the tendency to convulsions. Where that is discovered, the patient should be made to drink an infusion of Chamomile-flowers, or Columbo; which, by emptying the stomach, may on some occasions prevent a return of the fit, or moderate its violence.

It must not, however, be concealed, that when convulsions occur during child-bearing, the woman cannot be pronounced to be out of danger till after delivery, as has already been observed.

### SECTION III.

#### LABOURS *attending with a* DISCHARGE *of* BLOOD *from the* WOMB

**I**N a former part of this work \*, the dangers which result from a discharge of blood in the latter months of pregnancy were pointed out, and the circumstances by which that accident may happen were explained.

When such a discharge occurs during labour, it must depend either on an accidental separation of the whole, or more commonly a part of the after-birth, or on the unusual place of attachment of that substance. The patient's life will be exposed to greater hazard from the latter than the former of these causes.

When the discharge is trifling, and does not  
originate



originate from the situation of the cake, no apprehension should be entertained; but the practitioner ought to stay constantly by the patient, to be ready to interfere, in the event of the discharge becoming profuse. In such cases, the woman should be kept very cool; the bed-clothes ought to be few; the room must not be crowded, and the drinks should be quite cold. Every thing which is heating, being highly pernicious, cannot be too strictly prohibited.

If the discharge be considerable, or so long continued that the patient's strength is much impaired, her safety will depend on immediate delivery, which must therefore be accomplished on general principles. A few minutes delay on such occasions may prove fatal to mother and child.

When the after-birth is unfortunately attached to the neck or orifice of the womb, the utmost danger is to be dreaded; for the patient's life must in almost every case of that kind depend on the judgment, courage, and dexterity of the practitioner.

#### SECTION IV.

##### CONSEQUENCE *of the* RETENTION *of the* AFTER-BIRTH

THE after-birth can be retained above two or three hours, only in consequence of a particular diseased state, which cannot be explained in this work, or from the womb having contracted so irregularly, that the mouth becomes quite closed up. In the former case, a portion of it is ge-



nerally disengaged, and hence a discharge of blood will be occasioned. In the latter, unless proper means be adopted for extracting it, the cake will in a short time become putrid.

Either of these circumstances must be attended with danger to the patient; for if a discharge of blood occurs, it cannot be stopped till the womb be emptied of its contents; and if the after-birth in a putrid state be retained for two or three days, a very bad fever will be induced.

Whenever a considerable discharge takes place after delivery, the attendants are generally with reason alarmed, and therefore there is not much hazard that the case can be mistaken or mismanaged. But when no discharge appears, it too often happens, that the patient is unwilling to allow the practitioner to interfere; the attendants think it cruel to disturb her; and even many practitioners, from timidity or aversion to give pain, avoid endeavouring to assist in proper time. Many melancholy cases have originated from such causes; the following, which I have selected from a great many, may alone be necessary to prove the truth of this remark.

#### CASE XIV.

A Lady was delivered of her first child in the year —, without any extraordinary assistance; but in the attempts to bring away the after-birth, the cord was torn away; soon after which, a discharge of blood took place.

A male practitioner was then sent for; but his first efforts were insufficient to accomplish the delivery of the cake, and he was deterred from repeating



peating them, by the languid state of the patient, and because every attempt which he made to assist, brought on faintings.

The Lady continued very weak till the sixth day after delivery, when she was seized with violent shiverings; along with which, a very putrid discharge from the passage of the womb occurred. The relations of the patient then insisted on my being called.

Notwithstanding every means which could be suggested, the unfortunate Lady died next day.

It must therefore be obvious, that as the life of the patient is never exempt from danger till the after-birth is extracted, no practitioner ought on any pretence to leave a woman for even a short space of time, till that circumstance has taken place.

AFTER the cake has been retained for several hours, it may in general be brought away by a perseverance in making the necessary efforts for that purpose. The patient, it must be confessed, will be unavoidably exposed to a little pain; but temporary sufferings can never be put in competition with the hazards to which she would be otherwise exposed.

WHEN the after-birth, from a diseased state, adheres so firmly to the womb, that it cannot be entirely extracted; a few days after the disengaged portion is excluded, tepid water should be from time to time thrown into the passage of the womb by the common means, and a tea-spoonful of the Peruvian bark should be given twice or thrice a-day. This management must be continued till the retained portion is discharged.



FEMALE COMPLAINTS.  
MANAGEMENT OF  
FEMALE COMPLAINTS.

PART III.

CHAPTER I.

TREATMENT OF WOMEN  
AFTER DELIVERY.

**W**HEN women have enjoyed good health previous to pregnancy, and when their labour has not been attended with any uncommon circumstance, their recovery after delivery cannot be precarious, except from inattention to those precautions which the peculiar state of their system at that time renders necessary.

In this chapter, these precautions are pointed out; and in the two subsequent ones, the complaints incident to the child-bed state, are explained.

SECTION I.

STATE of WOMEN *after* DELIVERY.

**T**HE effects of labour may with propriety be termed general and particular; the former  
are



are those which originate from fatigue; the latter arise from the peculiar state of the body before and after delivery.

Even in the most favourable cases, women must be very much fatigued by the exertions which are necessary to expel the child. The violent contractions of the womb, and assisting powers, encrease the action of the heart and blood-vessels, and the resistance which is opposed by the particular form of the child, &c. occasions a considerable degree of pain; hence a temporary fever is induced. The old maxim, that a woman after delivery, should be considered as a person much bruised, is therefore founded on reason.

THE diseases incident to the childbed state, however, depend more on the particular, than on the general effects of labour. These, therefore, merit much attention.

In the latter months of pregnancy, the womb occupies so large a space of the cavity of the belly, that the stomach and intestines are greatly compressed, and the circulation of the blood is impeded through the neighbouring vessels.

During labour, the action of the midriff, the fleshy parts of the belly, and the womb, must compress all these parts in an increased degree, while the passage of the child through parts naturally small, occasions a temporary uneasiness.

After delivery, the pressure is suddenly taken off from all the parts within the belly by the diminution in size of the womb, and the blood is allowed to pass through them more freely. But from the previous long-continued pressure, the power



power of the blood-vessels is much impaired; hence they are not capable of resisting an overflow of blood, nor of pushing forward their contents with their usual force, consequently the blood is apt to become accumulated, and may very readily over-distend the vessels, if the increased action of the heart continues.

The womb suffers great changes after the exclusion of the child and secundines; for it contracts into a comparatively small size, its sides approach to each other, and become in contact. The orifices of its blood-vessels are large and open; and for a certain time, though its size be diminished, its weight continues the same. For three, four, or five days, a red-coloured discharge proceeds from these vessels, called the *Lochial Discharge*; in common language, the *Cleansings*.— This evacuation gradually changes to a dark colour, then becomes serous, and disappears entirely at different periods in different women, and according to various circumstances, depending on constitution, &c. It ceases sooner in nurses than in others.

THE state of mind, having considerable influence on lying-in women, should not be overlooked.

Almost all women, as has been already mentioned\*, are impressed with gloomy ideas at the beginning of labour; and the pain which they suffer during its progress, tends generally to increase their apprehensions. But a very opposite disposition commonly prevails after delivery. The joy arising from having become a mother, along with



with the relief from all immediate pain, is sometimes such, that the most violent transports are occasioned.

In such a state of mind, the precautions which are necessary to restore that regularity in the organs subservient to life, which was interrupted by the force of the labour-pains, are apt to be entirely overlooked. The temporary strength, which is acquired by the joyful emotions, encourages the patient to indulge in talking; and these exertions, together with the previous fatigue which she must have undergone, contribute to exhaust her very much.

When the body is in any considerable degree weakened, the actions of the sentient principle commonly become also impaired; hence a few hours after delivery, women generally are unable to bear those circumstances which formerly never affected them. They are susceptible of the most trifling impressions, are easily fluttered or disconcerted, and suffer the most immoderate sensations of pleasure or grief from apparently insignificant causes.

As every violent passion of the mind is accompanied with a corresponding effect on the corporeal system, it must be very evident, that in the state of the body after lying-in, the worst consequences may be dreaded from any violent agitation.

Although what has been thus described is the ordinary disposition of mind in lying-in women, yet very opposite sensations are felt by some; for many are impressed with the idea, that though they have escaped the dangers of child-bearing, they



they cannot recover from those complaints which succeed delivery.

This idea prevails principally among women who have had several children; a circumstance which, to a superficial observer, might appear unaccountable; as the experience which they have had, it may be supposed, should teach those women, that under proper management, their recovery is almost certain, if not previously diseased.

But when this matter is more strictly investigated, the apprehensions of these women will seem more natural, though equally ill-founded. For the pleasure of being a mother, after bearing several children, by losing its novelty, or having been already gratified, is not so sensibly experienced as at first; therefore the real pains which succeed labour are completely felt; and hence the same train of ideas is excited, as is induced when painful sensations are occasioned.

Indulgence in the depressing passions is always attended with bad effects; consequently in the treatment of lying-in women, it ought to be an object of material importance, to guard against these with the utmost care.

## SECTION II.

REGULATIONS *respecting the* DRESS, AIR, and EXERCISE, *proper for* LYING-IN WOMEN.

IT was formerly the custom to apply very strait compresses to the belly, with a view to prevent it from continuing bulky after delivery. But this treatment



treatment has generally the opposite effect, as may be observed in those in low life, who still continue it. Some degree of compression is necessary and beneficial; and that can be obtained by the application of a table-napkin pinned moderately firm.

The bed-linen, and also the body and head-dress of lying-in women should be frequently changed, otherwise the smell which will be occasioned will sufficiently indicate the dangers which must arise from stagnant animal effluvia. The bed-clothes and dress of women on such occasions should be light, in order to prevent excessive perspiration, to which they have a natural tendency, but which is always productive of bad consequences.

It may perhaps be unnecessary to remark, that patients, during lying-in, should always be kept as free from moisture as possible.

THE bad effects of confined or impure air, are now almost universally known: consequently the propriety and necessity of having the bed-curtains always open, of preventing many visitors from crowding the room, of removing as speedily as possible every thing which can contaminate the air, and of admitting occasionally the fresh air, by opening the windows and doors, must be very obvious.

WOMEN were formerly obliged to remain in bed for a certain number of days after delivery by which they were much weakened and fatigued. In modern times, the practice has passed from one extreme to another; for at present, it is fashionable for them to rise a very short time after parturition.

This circumstance should surely be regulated according



according to the strength of the patient; hence no invariable rule can be established. When the woman feels that she can easily undergo the fatigue of rising, which, in ordinary cases, happens about the fourth or fifth day, she ought to be taken out of bed, that it may be properly adjusted. On such occasions, women commonly *sit upright*, by which they suffer considerable uneasiness; and at the same time, by the bulky womb, (for that organ does not resume its natural state till two or three weeks after delivery), pressing forcibly on the soft parts at the bottom of the basin, the foundation for a very troublesome, uncomfortable, and disagreeable complaint, already explained in the first part of this work \*, must unavoidably be laid.

Women ought therefore to be placed in a position half-sitting and half-lying, as long as the womb continues enlarged, by which means these inconveniencies will be avoided.

For the same reasons, walking even from one room to another, at least as long as the Lochial discharge continues, is highly improper. Many women boast, that they have been able to go through the whole house eight or ten days after delivery; but they often find in a subsequent period of life, by the complaints which they suffer, that they had little cause to be satisfied with their own prudence, or the attention of the practitioner who indulged them with such liberties.

Confinement to one room for two or three weeks, especially in warm weather, may certainly be deemed improper, and therefore women  
may

\* P. 86.



may very safely, if well in other respects, be allowed to occupy the drawing room through the day after the second week; but they ought for at least a certain time to be carried thither, and to be placed in a reclining posture on a sofa.

After the fourth week, in some cases sooner, the patient may be permitted to go abroad. The common practice on this occasion, of going first to church, cannot be reprobated in strong enough terms. It must be confessed that the wish of returning thanks to the Author of our existence, for having preserved her life amidst the pains which she suffered, ought to be impressed on the mind of every pious woman. But the duty which she must naturally owe her family, should induce her not to expose herself to the hazard of having her perfect recovery interrupted; and hence till that is established, she ought to avoid all crowded places, where, from the heat, impure air, long confinement, &c. she might be injured.

Women, on going abroad, should therefore at first take an airing in a carriage for two or three days, then walk a little when the weather is favourable, and defer going to church till they feel themselves in the natural state of good health.

### SECTION III.

#### REGULATIONS *respecting the* DIET of LYING-IN WOMEN.

SOME degree of languor or faintness generally occurs immediately or soon after delivery, and is the natural consequence of the fatigue from the  
 T exertions



exertions during labour. It has been customary on such occasions, to give the patient something stimulating, by way of cordial, such as strong spirits or drinks with wine and spices, &c.

When the great sensibility of the stomach, from its numerous nerves, already described\*, and the extensive influence which it has over the whole body, are attentively considered, the impropriety of exhibiting stimulating substances in the irritable state of the patient after delivery, will be very striking. If it is evident, by the flushing of the face, &c. that a glass of spirits, even in women in health, increases the velocity of the blood, it must be obvious that more violent effects will be produced by the same cause, when the body is weakened and irritable.

When, from excessive languor, some cordial is necessary, a little cold *Barley-cinnamon water*, a piece of *Sugar-biscuit* or of bread soaked in wine, alone should be allowed, except on extraordinary occasions, when a small proportion of warm *Negus* may be given, or a piece of *Sugar* dipped in brandy.

For a few days after delivery, women are generally very thirsty; and provided the drinks be not heating, (except they do not propose to nurse,) their desires may be safely gratified. *Gruel*, with sometimes a very small proportion of *Wine*, *Toast and Water*, *Cow-milk Whey*, *Lemonade*, *Tamarind* and *Apple Tea*, &c. are the most proper drinks. In summer, these may be taken quite cold; but in winter it is always expected that they should be somewhat warm.

After

\* Introduction p. 55.



After the third or fourth day of lying-in, if the patient's strength requires it, she may be indulged with two or three glasses of Claret during the day, or the same quantity of equal parts of Port wine and water. And after the tenth or twelfth day, if she gives suck, she may also be allowed a beer-glass full of Porter or mild Ale after dinner and supper.

Many errors are committed by practitioners in the regulation of the food of lying-in women.—All gross meats which might overload the stomach, or by heating the woman, prove a cause of fever, should certainly be strictly prohibited. But every patient, after child-bearing, ought not to be half starved, as some recommend. Beef-tea, Veal or Chicken broth, may be taken for dinner, for the first two or three days; but if the woman has been accustomed to a full rich diet, or if soups disagree with her, she may have something solid, as boiled fowl or chicken, white fish, or light pudding, from the beginning.

Proper regard in this respect should be paid to her habit, former manner of living, and present state. Too great indulgence, it must always be remembered, is more to be dreaded than too much abstinence, though both extremes should be equally avoided.



## SECTION IV.

REGULATIONS of the MIND of LYING-IN  
WOMEN.

FROM the view which has been given of the state of the mind after delivery, it will be obvious that every circumstance which tends to excite even the most trifling emotions when in health, should be cautiously guarded against during lying-in. For this reason all the common and well known means to prevent noise from being heard, should be employed.

It sometimes becomes necessary from the situation of the bed-room, &c. to stuff the patient's ears with cotton; but this should be had recourse to only in very urgent cases; for the mind in such a situation is always kept in a state of anxiety, from the wish the woman has to understand what is going on among the attendants, and from the apprehensions which she may be led to entertain, if she is not indulged.

All visitors for the first ten or fifteen days ought to be denied access; for besides the hazard of their mentioning some piece of news, which may hurt the patient, the fatigue of talking, &c. might be productive of the most serious consequences. A prudent cautious friend, however, should be allowed to sit by the woman, and she ought to be enjoined to give an agreeable turn to her ideas, while she prevents her from too great exertions, and permits her to rest, when she seems to have an inclination for it.

The



The common practice of making the nurse to sit all night by the patient, is always attended with much inconvenience, and is often the cause of many complaints. The experience of every lady who has adopted this practice, will confirm the observation; for the nurse must either continue awake, or fall asleep. In the former case, she will endeavour to shew her attention, by tormenting the patient with offers of meat or drink; and in the latter, by the noise which she may make while asleep, she will disturb the woman.

The nurse, therefore, (except on extraordinary occasions) ought to sleep in a bed next the room of the patient, so that she may be ready to assist on every necessary occasion.

The noise which children make during the operation of washing, dressing, &c. must certainly prove highly disagreeable to every mother; hence children should never be dressed in the room of the woman, till her strength is completely restored.

## SECTION V.

### MANAGEMENT *of the* BREASTS.

**W**HEN the woman proposes to give suck, the child should be put to her breast as soon after delivery as her strength will permit, and the breasts should be previously gently washed with a little warm milk and water, in order to remove the bitter viscid substance, which is furnished round the nipple, to defend these parts from excoriations.



When the woman has never nursed before, the nipples at first are sometimes not sufficiently prominent to afford a proper hold for the child. In such cases, it has been long customary to have the breasts drawn, as it is termed, either by an adult, an old child, or even by the young of some of the brute species, as a whelp. In general, however, the degree of violence used on these occasions, is always productive of considerable injury, and therefore more gentle means ought to be employed.

For this purpose, the breasts should be fomented by flannels dipped in warm water, and then a glass or ivory cup, mounted on a bag of Elastic gum, ought to be applied in such a manner to the nipple, that it will draw it out gently and gradually, while, by moderate pressure on the sides of the breast with the hands, the milk will be pushed forward.

Another instrument has lately been introduced into practice, which possessing more power, ought to be used with much caution; it consists of a glass-cup, adapted to receive the nipple; to which is added, an air-syringe, with a valve; by working this, the nipple may be drawn out with as great a degree of force as the operator may find necessary. This instrument should never be employed by unskilful people, otherwise it may injure the breast.

After this operation has been repeated two or three times, the child, except in extraordinary cases, will find no difficulty in sucking.

At first, the patient should not be fatigued by the long-continued or frequent application of the child; and when it is applied, she ought to be gently



gently supported by pillows in bed, in a reclining posture, and every precaution must be used to guard against cold.

When the patient does not mean to give suck, every circumstance which can contribute to the secretion of milk should be carefully avoided. Great abstinence should therefore be enjoined; as little drink as possible taken, and ripe acid fruits, as Apples, Strawberries, &c. ought to be used, which will assuage thirst; and by proving laxative, will assist to carry off the milk, and prevent its secretion.

The breasts commonly are greatly distended for the first two or three days; and in many cases, a considerable degree of pain, with sometimes a violent fever, are occasioned. These symptoms, however, are of short duration; for they generally terminate after twenty-four or thirty-six hours, by a profuse sour-smelling sweat, a gentle looseness, or a copious discharge of milk from the breast.

Many practices have been adopted, with a view of preventing these painful sensations, (termed the Milk-fever); but they are more often productive of bad than of beneficial effects.

The best management appears to consist in gently rubbing the breast, if they are much distended, with warm olive-oil, evening and morning, and covering them with flannel; a practice which should be begun some time before delivery, whenever the milk is to be discouraged.

If the milk seems to be partially discharged from the breasts, the parts must be kept always dry.



dry, and the cup mounted on Elastic gum, may be used as already directed.

When women suffer no uneasiness from the distension of the breasts, it would be absurd to have them drawn, either by natural or artificial means; for such practices often occasion inflammation, with its painful consequences.

One or two doses of any cooling laxative will assist materially the expulsion of the milk, and ought not in such cases to be neglected.

## SECTION VI.

### MEDICINES *necessary during LYING-IN.*

**I**N some countries, it is customary to prescribe a great many different medicines for several days after delivery: but in general, such practices occasion, instead of preventing, many disagreeable complaints, and therefore ought to be exploded.

All the temporary pains which the patient feels in consequence of labour, are more readily removed by rest, than by any other means; hence that appears to be the circumstance which requires the principal attention. Where opium does not disagree with the patient, she should be given thirty drops of Laudanum, or a grain opium pill, immediately after delivery. But where these cannot be prescribed from peculiarity of constitution, twenty or twenty-five grains of fine fresh powdered Rufian Castor may be substituted in their stead, with the same good effects.

The calm refreshing sleep, to which the patient has a natural tendency after the fatigue of delivery, assisted by these means, will contribute much more



to take off the soreness of the throat and breast, which is generally felt after labour, than any medicine which the shops can furnish.

But if the patient has been accustomed to take many medicines, or if she has great confidence in their powers, she should be allowed something simple; which not possessing any active qualities, cannot hurt her, while her expectation of its supposed good effects, will make her fancy them really accomplished: an emulsion of Almonds will be found to answer this purpose well\*.

The opiates should be continued for several nights, till the woman can rest without them, and till the after pains, to which many are subject, have entirely subsided.

Many troublesome and painful complaints will unavoidably occur, if proper attention be not paid to the state of the belly during lying-in. In the evening of the second, or on the third day after delivery, a gentle laxative should be exhibited, if the patient has not had natural passage; and the same ought to be repeated every second day, if necessary.

Some of the common laxative medicines are improper in the child-bed state, from the sickness, pain in the belly, or fatigue, which they induce, and therefore great caution is required in the choice of such medicines. Two tea-spoonsful of Calcined Magnesia, or a dose of the laxative Electuary, described in the forms of medicine at the end of this work, appear to me preferable to any other.

When the patient has not the common prejudice,

\* See Forms of Medicine at the end of this Work.



dice, which prevails in Great Britain, against the use of *Lavemens*, these consisting of the most simple materials, as warm water, with a little fine olive-oil, and two tea-spoonsful of salt, should be used occasionally for the first few days after delivery, instead of laxative medicines; as the effects of these latter, in the irritable state of the woman's stomach at that time, must be always somewhat uncertain.

## C H A P T E R II.

### COMPLAINTS WHICH OCCUR AFTER DELIVERY.

**F**ROM the view which has been exhibited of the situation of women during and after labour, it will appear evident, that under certain circumstances, many complaints must occur after delivery.

Some of these, though productive of much uneasiness, and apparently formidable, are attended with no danger, and yield to the most simple treatment; others, on their first approach insignificant and trifling in the opinion of superficial observers, suddenly terminate in the most alarming symptoms.

The former of these classes of disorders forms the subject of the present, and the nature of the latter is explained in the subsequent chapter.

### SECTION



## SECTION I.

INJURIES *in consequence of* DELIVERY.

FROM the bruises occasioned by the passage of the child through parts which are very delicate, and easily injured, women are often subject to *swellings* externally, even in the most ordinary cases.

These in general subside soon after delivery, and require no particular management; but wherever, from the sensation of throbbing pain, and great heat, there is reason to dread inflammation with its consequences, the most active means must be employed to prevent the threatening evil.

These parts seem to have a great tendency to suppuration; and therefore too much caution cannot be recommended to avoid injuring them by officious interference during labour; nor too much attention cannot be paid to prevent the bad consequences of inflammation, when it has been by any cause induced.

WOMEN are sometimes torn, by their delivery having been hurried on before the passages were properly prepared. When these injuries are slight, nothing more seems necessary, than to keep the parts clean and dry; but when they are considerable, they sometimes baffle every exertion of art, and prove the cause of the most uncomfortable state to which women can be reduced.

AFTER difficult or tedious labours, the patient is in many cases rendered incapable of retaining her water, consequently she is kept in a very disagreeable,



agreeable situation. This complaint, on some occasions, continues for a few days only; and in other cases it remains for many weeks.

When no injury has been done, either by the improper use of mechanical expedients, or by the long-continued pressure of the child on parts naturally of a delicate structure, by proper attention, this very troublesome disease may be easily removed.

The use of the cold bath, as soon as the woman can bear it, or the application of cloths dipped in cold water and vinegar, in the most simple cases, will effect that purpose. But where the complaint is more obstinate, besides the use of internal strengthening remedies, a blister should be applied to the under part of the back-bone.

When this disease proceeds from any cause which can occasion a loss of substance in these parts, the cure has been hitherto almost entirely left to nature; or in other words, the patient has been allowed to suffer the disagreeable sensations attending such a state, without any attempts being made to alleviate them.

From my own practice in these cases, I have reason to believe, that it is very often in the power of a skilful practitioner, at least to palliate the troublesome symptoms, an object which ought always to be aimed at.



## SECTION II.

FAINTINGS *after* DELIVERY.

**T**HE languid state in which many women are immediately after delivery, is sometimes succeeded by *Faintings*. If there has been no injury done during labour, and if the pulse and breathing be distinct and regular, little hazard is to be dreaded. On such occasions, the complaint may be attributed to the peculiar state of the body and mind of the patient at that time.

These faintings are readily removed by the exhibition of any simple cordial, by keeping up a free circulation of air in the room, and by gentle pressure, (by means of a soft warm compress,) on the belly.

But when the faintings succeed any violent injury of the passages through which the child proceeds, or a profuse discharge of blood, or when they are attended with quick irregular pulse and cold extremities, the greatest danger is to be apprehended.

Recourse must then be immediately had to the advice of a skilful practitioner; and till that can be procured, the patient should be supported with light nourishment, and gentle cordials, if she can swallow; warm flannels ought to be applied to the stomach and belly; and bottles or bladders filled with warm water should be put to her feet.

In these cases, it is very common for the attendants to endeavour to rouse the patient, by the application of various substances to the nose, as



smelling salts, hartshorn, spirits, &c. But such practices are very improper; for when the patient is in a languid irritable state, any stimulating medicine, rashly snuffed up, might endanger suffocation; or by exciting violent coughing or sneezing, would induce excessive flooding; which, in a few hours might prove fatal.

When the faintings are accompanied with excessive discharge of blood, the patient should be exposed freely to the air, by opening the windows and doors of the room; cloths dipped in cold water should be constantly kept applied to the bottom of the belly; and in short every means should be employed which can retard the circulation of the blood, and assist the contraction of the womb.

After the discharge, by a proper perseverance in these means, has been stopped or moderated, the patient must be kept very quiet, her drinks should be perfectly cold, and the room ought not to be heated, otherwise a return of the complaint may be dreaded.

### SECTION III.

#### AFTER-PAINS.

**F**OR some time after delivery, the contractions of the womb frequently continue, and occasion pains, which in some cases are so violent, as to resemble the throes of labour. This complaint, which is termed *After-pains*, though productive of considerable uneasiness, is never to be considered as dangerous; and even in the most urgent cases,



cases, the sufferings of the patient from this cause, are merely temporary.

After-pains are occasioned by clots of blood being formed in the cavity of the womb, and exciting contractions in that organ, by which they are expelled. They occur more seldom in first than in subsequent pregnancies; a circumstance which probably proceeds from the womb not contracting so readily and uniformly after several deliveries as at first.

As several other complaints may be mistaken for After-pains, by which the proper opportunity for endeavouring to prevent their progress may be lost, the circumstances which distinguish After-pains from every other disease, ought to be universally understood.

When the pains are alternated with intervals of ease, when the breathing is not impeded, and when every pain is succeeded by the expulsion of coagulated blood, even although a degree of sickness and fever attends, the complaint may be considered to be After-pains. But if the pain be constant, or if it shifts its situation, some other disorder should be suspected.

The uneasy symptoms of this complaint may be palliated by the application of warm flannel to the belly, or by fomentations with bladders, half-filled with warm-water, and by opiates, (as thirty-five drops of Laudanum,) repeated every eight or ten hours. The belly also should be kept open by simple *Lavemens*.

When cholick or wind in the bowels are complicated with After-pains, *Asafœtida* or *Laudanum* may be added to the *Lavement*. In propor-



tion as the red colour of the cleansings diminishes, the After-pains abate.

#### SECTION IV.

##### IRREGULARITIES of the LOCHIAL DISCHARGE.

THE nature of the Lochial Discharge has been already explained\*; but its appearance and duration vary so much in different women, and in the same woman on different occasions, that they cannot be accurately ascertained nor described.

The quantity of blood which was sent to the womb during the latter months of pregnancy, cannot be suddenly diminished, otherwise many complaints would be induced; hence this discharge for two or three days after delivery, has almost the appearance of pure blood, and furnishes an excellent means for carrying off the overload from the system.

By degrees, however, the size of the blood-vessels becomes diminished, their extremities contract, the thinner part of their contents is alone expelled; and at last, the evacuation ceases entirely.

In some cases, this regular succession does not take place; for the red colour of the discharge sometimes disappears, and recurs now and then till the womb be reduced to its original size, and has again acquired its former structure.

The Cleansings in some women are very abundant, especially as already hinted, in those who do not nurse; in others they are in small quantity; and yet, in general, neither of these circumstances

seems

\* Page 237.



seems to have much effect on the health of the patient, unless they occur in the extreme; in which case, when too profuse, all the complaints originating from weakness will be occasioned; and when too scanty, if no other discharge be increased, all the consequences of too great fulness will be felt.

When the Lochial Evacuation continues beyond the ordinary time, or is excessive, and seems to weaken the woman, it proceeds either from injuries done during delivery, or from a previous diseased state of the body.

Although in such cases the treatment must be varied according to the cause, and consequently a variety of management will often be necessary; yet in general, by doses of Peruvian Bark, either in the form of powder or of decoction\*, along with the Elixir of Vitriol, the discharge may be moderated, and the strength of the patient supported.

When this complaint does not yield to such simple remedies, the advice of an experienced practitioner ought to be had recourse to, that means may be adopted for preventing the train of Nervous disorders, which commonly succeeds profuse evacuations.

DEFICIENT cleansings are more often the effect than the cause of other complaints, and therefore will be remedied by the removal of the disorder from which they originate. It cannot, however, be denied, that obstruction of that discharge may be occasioned by sudden exposure to cold, or by irregularities in management, and is then an ori-

U 3. ginal

\* See forms of Medicine already referred to.



ginal disease. This may be distinguished from the former complaint, by the violent symptoms of fever, which attend, and by the history of the previous state of the patient.

In these cases, the return of the evacuation will be promoted by the application of warm fomentations to the belly, by the use of warm diluent drinks in small quantities often repeated, as Gruel with a little wine, White-wine whey, &c.

When the symptoms of fever are alarming, doses of Saline Julep, with the addition of four or five drops of Antimonial Wine, every two or three hours, or three or four grains of genuine James's Powder, repeated at the distance of seven or eight hours, afford the best means of relief.

THE importance of *Cleanliness*, as long as the Lochial discharge continues, does not require being pointed out; but when the evacuation has a bad smell, common attention in that respect is not alone sufficient; for unless the most scrupulous regard be paid to prevent its stagnation in the passage of the womb, excoriations or inflammation, with all its formidable consequences, will ensue. The Nurse must on such occasions be directed to wash that organ twice or thrice a-day with Warm Water, to which a very little Port Wine may be added, by means of a proper apparatus.

## SECTION V.

### DISEASES of the BREASTS.

THE structure of the Breasts, already explained\*, renders them the frequent seat of disease.

\* Page 70.



ease. Some of the disorders to which they are liable, can be readily removed when they first appear; but if neglected, become painful to the patient, and troublesome to the practitioner. Others can be more easily prevented than cured.

In a work of this kind, although the nature of all these diseases ought to be explained, the treatment of many of them must be necessarily passed over, as it should be referred to the care of medical practitioners, and ought never to be undertaken either by the patient herself or the attendants.

WHEN, along with the symptoms which are occasioned by the determination of milk to the breasts, any Hardness or painful Swelling is felt in either of these organs, if these do not subside after the child has been applied, and the treatment formerly recommended has been pursued, immediate attempts ought to be made to prevent the progress of inflammation, by the use of a large poultice, formed of soft bread, and the preparation of Sugar of lead, described in page 85.

If the feverish symptoms are very violent, and the patient is of a full habit, blood should be drawn from the arm, and some gentle cooling laxative ought to be prescribed. The child should be applied when necessary, with the precaution of previously washing the affected breast or breasts with a little warm milk and water, to prevent the infant from being injured by the medicine.

When, notwithstanding a continued perseverance in this plan, the Swelling or Inflammation increase, along with hardness, throbbing pain, and heat in the affected part, and general fever, a soft  
poultice



poultice of bread and milk, or of Linseed, sufficiently large to cover it, ought to be applied, and renewed as often as it may be supposed to be cold; the breast should be supported by a handkerchief suspended from the neck.

Suppuration will in this manner be speedily promoted, (when that circumstance cannot be avoided;) and the matter, as soon as it is well formed, should have an outlet by the use of the Lancet; which, though apparently formidable, causes much less pain, than if the opening were trusted to nature.

The sore may be afterwards dressed by a pledget formed of Basilicon or Spermaceti ointment, spread on soft charpee; and while pain, inflammation, or hardness continue, the poultice should be applied over the dressings.

It must not be concealed, that the cure of Boils in the breasts will always be more or less troublesome, according to the seat of the disease; for when they are situated deep, they are generally tedious in their progress to suppuration, exceedingly painful, and attended with a considerable degree of fever, by which the constitution is often impaired, and great weakness induced. In such cases, the patient is unable to continue to nurse her child.

But if these Boils are quite superficial, they soon suppurate, commonly burst spontaneously, and affording a free exit to the matter, heal kindly and speedily; and not only do not impede sucking, but often occasion little uneasiness.

THE *Nipples*, from the delicacy of their structure, are very liable to be injured by the action  
of



of the child's mouth in sucking, along with the irritation which the stagnant milk occasions, unless they be kept very dry.

The most simple and favourable disease proceeding from these causes, is Excoriation, or great degree of tenderness in the nipples; which, although the source of considerable pain, ought not to prevent the patient from giving suck. Women are subject to this complaint more frequently while nursing their first or second child, than afterwards; for the Nipples lose much of their sensibility by use.

In the treatment of this disease, the great object to be attended to, is, to remove, as much as possible, every circumstance which can tend to irritate these parts.

With this view, the Nipple ought to be washed frequently with any gentle stimulating liquor, which will diminish its sensibility; as Brandy and Water, a weak solution of Alum, or of Sugar of Lead in Rose Water, &c. The milk should be prevented from wetting these parts, by the application of broad Breast-glasses, or rings of Box-wood, Ivory, or Lead: The latter of these are commonly used in this country; they are well adapted for keeping the nipples cool, as well as dry, and for defending them from injuries from the woman's clothes. All these rings should be constructed in such a manner, as to allow the Nipple to protrude through them.

The fore-breast ought to be favoured as much as possible; and if both be affected, the same purpose may be accomplished, by procuring the assist-

ance



ance of a milk-nurse, to take care of the child during the night. Whenever any medicine is applied to the breast, it must be carefully washed off with a little warm water, before the child be allowed to suck.

When, instead of pursuing these means with proper perseverance, sore nipples are neglected at first, they often prove distressing in the highest degree to the patient, and it becomes very difficult to stop the progress of the disease. Deep sores are occasioned, which resist the power of every remedy in many cases, as long as the woman gives suck, and which may terminate in the total destruction of the breast, if she perseveres in nursing.

These sores or chops require very particular management. When the mother is anxious to nurse, if they are not very deep, although a cure cannot be soon obtained, the disease may be rendered supportable, and the pain considerably lessened, by proper dressings, till the sensibility of the parts is diminished, and a favourable turn given to the complaint.

The art of dressing these chops consists in applying to the sores a small strip of Charpee, dipped in a solution of Sugar of Lead, or Alum, and covering the whole with a piece of old clean linen, spread with a Liniment, composed of white Wax, Spermaceti, and Oil of Almonds, or the common Spermaceti Ointment.

The dressing should be continued as long as possible, and ought to be removed only two or three times a-day, in order to allow the child to suck; before which, the precautions already suggested must be observed.

When



When the chops do not heal by these means, the child ought to be removed, and given to a milk-nurse, otherwise the whole breast may be destroyed. In obstinate cases, the sores should be touched by means of a fine hair pencil, with the Liniment described in the Forms of Medicine, which often produces a cure in a very short time, after every other method has failed.

Women who have been subject to Sore Nipples, should endeavour in future to diminish the sensibility of these parts, by applying to them for several weeks previous to delivery, cloths dipped in Alum water, in strong spirits, or in the pickle of salted meat boiled; which latter has been recommended, as an infallible specific for that purpose.

WHEN little sores appear in the brown Circle surrounding the Nipple, and correspond with similar appearances in the child's mouth, or other parts of its body, a medical practitioner should be immediately consulted. The case is more urgent, if hard swellings in the arm-pits of the nurse have already begun.

### CHAPTER III.

#### FEVERS WHICH OCCUR IN THE CHILD- BED STATE.

IF the management during labour and after delivery, which has already been fully pointed out, be carefully observed, there is little hazard that Fevers, from any cause, (unless the temporary  
symp-



symptoms induced by the Milk be so styled), will occur to interrupt the progress of recovery.

But when, by imprudent treatment, the patient is exposed to any exciting cause of fever, it will be easily understood, that from her peculiar state after delivery, the danger arising from a disease, the event of which is always uncertain, must be proportionally increased.

In this Chapter, the nature of the Fevers which originate from improper management is explained; but as their treatment should be entrusted to skilful practitioners alone, the means for preventing their occurrence or progress, are more fully detailed, than the method of cure.

## SECTION I.

### FEVER from INFLAMMATION of the WOMB\*.

**I**NFLAMMATION of the Womb commonly occurs at some time between immediately after delivery and the fifth day, though in some cases later. It is generally preceded by shivering, which is followed by intense heat, quick hard Pulse, great thirst, &c.

A violent pain in the Womb is felt from the beginning: it gives the sensation of fulness and weight

\* Were this work designed for the use of Medical Practitioners alone, perhaps the arrangement of the Subject of this Section might be improper; but when the nature of the disease is considered, it will appear that Inflammation of the Womb could not be placed in any other Chapter of this Book.



weight, with throbbing and burning heat in the part. The immediate seat of the pain depends on the particular part of the Womb which is affected. In some cases, therefore, it extends towards the navel, or is confined to above or below the share-bones; in others, it strikes backwards, or down both thighs; and when that part of the uterus in contact with the bladder is the seat of the disease, great pain and difficulty in making water will be felt, and sometimes even a total suppression will be occasioned.

When inflammation of the womb takes place during the red-coloured lochial evacuation, that discharge will soon be sensibly diminished, or will cease entirely.

This disease is distinguished from After-pains, by the pain being constant, and not, as in that complaint, alternated with intervals of ease; and by the sensation occasioned being very different from that of After-pains; for along with these, no throbbing pain, attended with burning heat, is felt, but merely grinding-pains, like the throes of labour.

Many causes tend to induce inflammation of the womb; such are, difficult or tedious labour, artificial efforts to deliver the child and its appendages improperly conducted, the exhibition of heating and stimulating drinks, &c. during or after labour, exposure to cold after delivery while the woman perspires freely, or the immediate application of cold to the womb while the cleansings flow.

Inflammation of the uterus terminates as the



same disease in other parts of the body ; but from the great sensibility of the womb, and its extensive influence, together with the state of the contiguous organs in the belly after delivery, its event must be always very precarious, even where Suppuration takes place. When Mortification is the consequence of this formidable complaint, the fatal termination happens within a short time from the beginning of the disease.

As the progress of inflammation of the womb is always rapid, if not stopped when it first appears, the life of the patient will often depend on the original symptoms being properly understood.

If the fixed throbbing pain, along with hard quick pulse, increased heat, thirst, &c. are disregarded at first, it will not be easy even to moderate the distress, or lessen the danger of the woman. Nurses and attendants should be therefore taught not only to guard against the exciting causes of this disease, but also to dread the occurrence of these symptoms, and to take the earliest opportunity to mention them to the medical assistant.

When the practitioner is called in at the beginning of inflammation of the womb, its progress may be not unfrequently stopped by blood-letting, the injunction of a very spare diet, plentiful dilution with cool acid drinks, by clearing out the bowels by means of gentle laxative medicines or *Lavemens*, and by fomentations applied to the belly. When this treatment is successful, an universal sweat takes place, with an evident remission of the painful symptoms.

But if this does not happen, and on the contrary,



ry, the pain becomes more acute with increased throbbing, and a greater degree of fever, together with sickness, delirium, or much restlessness, the inflammation may then be expected to terminate either in Mortification or Suppuration. In the former case the languid state of the pulse, the low delirium, and clammy sweat, will sufficiently indicate the event: But in the latter, the pulse continuing firm and full, and the throbbing pain becoming more violent, shew that suppuration will ensue.

Mortification most generally occurs where the body has been previously much weakened, or where the habit is very bad. Practitioners who are not called till the disease has continued for some time, should pay much attention to the situation of the patient. If they mistake the fulness of the pulse which takes place while the suppuration is going on, and order blood-letting at that stage of the complaint, the suppurative process will be either interrupted, and gangrene induced, or from the weakness which will unavoidably ensue, the unfortunate woman will be rendered unable to resist the debilitating effects of the discharge of matter.

The best outlet for the matter, is by the passage of the womb: But this favourable event does not always happen; for sometimes it is discharged through the straight gut, but more often by an abscess in the groin, in which case the cure is tedious, and a considerable lameness for a long time is frequently the consequence.

During the discharge, the Peruvian bark, in substance or decoction, should be taken twice a day; nourishing diet, with plenty of ripe fruit,



ought to be recommended; the belly must be kept open; and if the matter comes off by the vagina, that organ must be often washed, in the manner already mentioned, in order to prevent excoriation.

## SECTION II.

### IRREGULAR FEVERISH ATTACKS.

**WOMEN** are subject for two or three weeks after delivery to irregular feverish attacks, if they happen to be imprudently exposed to cold, or have not paid sufficient attention to those regulations in their management with respect to diet, &c. already explained.

These feverish fits, styled in this country *Weeds*, differ from other fevers in duration, for they seldom continue above twenty-four or thirty-six hours.

These complaints begin with universal cold, and violent shivering, commonly accompanied with headach, and sometimes with sickness. After these symptoms have continued for some time, a great degree of heat succeeds, followed at last by a copious sweat, which terminates the disease, but leaves the patient considerably weakened.

Irregular fevers of this kind are seldom productive of any immediate danger; but from the disposition to future attacks which is always induced, a foundation is laid for subsequent complaints, especially if a proper treatment be not pursued.

Symptoms resembling these irregular feverish attacks



attacks precede inflammation of the breasts, or of some of the organs necessary to life, and have often been mistaken for them. There is, however, an obvious distinction between these disorders; for when inflammation has taken place, there is always a fixed pain in the affected part, and the heat of the body, and quickness of pulse, are constantly much more considerable than in the irregular feverish complaints which form the subject of this section.

In the treatment of Weeds, little aid from medicine is in general necessary; for proper attention to the following simple management will commonly be sufficient to overcome the disease, and prevent its return.

During the cold fit, the endeavours should be directed towards restoring warmth to the patient; but the means usually pursued for this purpose are highly improper; for ignorant attendants, with this view, heap on great loads of bed-clothes, and pour in quantities of heating and stimulating drinks, by way of cordials, which readily induce violent delirium, or a more obstinate fever. No real advantage can be derived from additional bed-clothes; because, by their weight, difficult, or oppressed respiration may be occasioned.

If the shivering be excessive, warm flannels should be applied to the stomach and belly, and the same, or bottles filled with warm water, ought to be put to the feet.

Warm diluent drinks, as Orange-wohey, Barley-water, Gruel, Cow-milk whey, &c. may be freely drank, and should be always prescribed. When the patient is very weak or low, a small propor-



tion of wine will be necessary; but that ought to be avoided, if possible. If there is reason to believe that the stomach is disordered, which may be discovered by the appearance of the tongue, and by the sickness which then attends, gentle vomits are necessary.

WHEN the hot fit begins, the drinks should be no longer warmed, but ought to be given almost quite cold, a free circulation of cool air in the room must be encouraged, and the patient should be lightly covered with bed-clothes. It is vulgarly imagined, on such occasions, that heat is absolutely requisite to promote perspiration: but the very contrary is the case; for when the pulse is very quick, and the body hot, sweat can only be induced by lessening the quickness of pulse and heat of the body. This is to be accomplished by a strict observance of the cooling regimen; and for this purpose, along with cold drinks and ripe fruits, the Saline or Nitrous Julep will be found beneficial.

By these means, the burning heat and thirst of the woman will be removed, the pulse will become regularly moderate, a gentle moisture will appear over the whole body, and a complete relief from all uneasy sensations will be felt.

The perfect recovery of the patient, however, ought not to be considered as completely established when the sweat comes out; for unless careful and judicious treatment be still pursued, the most unfortunate consequences will take place. For if excessive perspiration be protracted too long, or checked suddenly, the effects will be equally hazardous. In the former case, nervous complaints



complaints or eruptive fevers may be dreaded; and in the latter, a second and more severe attack of the feverish symptoms will commonly take place.

The sweating, when moderate, ought therefore to be encouraged, by warm diluent drinks, for six or eight hours; and then if it does not stop, the drinks should be given in small quantity, very seldom, and made less warm. The bed and body linens must be shifted, and dry clothes (previously warmed, but not much heated), substituted in their stead.

When costiveness occurs during the course of the complaint, it may be obviated by gentle laxative *Laxatives*.

The return of this disorder will be prevented by an attention to proper management, and especially by guarding against those circumstances which probably occasioned the disease. The diet should therefore be suited to the constitution of the patient: food ought in general to be very light, and of easy digestion. Where a disposition to nervous irritability prevails, and where the patient has been accustomed to a full rich diet, the food must be more solid and nutritious than in other cases, and a moderate proportion of wine should be allowed.

The Peruvian Bark, when any strengthening remedy is necessary, ought to be prescribed.

In the irritable state of lying-in women, passions of the mind prove a frequent cause of irregular feverish attacks; they may be moderated by *Opiates*.

Many women are subject to these complaints,  
from



from the interruptions in their nights rest which arise from nursing. When this happens, the means for curing and preventing the disorder obviously consist in relinquishing a task for which such women are very unfit.

### SECTION III.

#### ERUPTIVE or RASH FEVER \*.

THE improved method of treating Lying-in women, now almost universally adopted in this island, fortunately renders the appearance of the *Rash Fever* much more uncommon than formerly.

This disease varies in its symptoms in different women, and even in the same woman on different occasions, where the repetition of improper treatment subjects the patient to another visit of the complaint in a subsequent lying-in.

The first symptoms of the *Rash Fever* are generally shivering, headach, sometimes vomiting, cold extremities, dull eyes, disturbed sleep, weak quick pulse, and an almost total stoppage or great diminution of the usual excretions. These complaints continue for a considerable time, and are attended with a remarkable dejection of spirits, and excessive desponding anxiety, and at last followed by a sudden and violent sour-smelling sweat, pricking of the skin, and an eruption. Some time before this appears, the pulse becomes full and strong.

The  
\* This Complaint is styled in Medical language, the  
MILIARY FEVER.



The eruption or rash is at first confined to the neck, breast, and arms, but it soon spreads over the whole body, and seldom affects the face. The appearance of the eruption varies according to the constitution of the patient, or rather according to the situation in which she is when the disease takes place: it most generally occurs in the form of red distinct small pimples, which can be felt to be prominent; but sometimes these are white or yellow, except at the base. The former of these eruptions (commonly distinguished by the name of *Rash*,) is more favourable than the latter, which affects only those patients who are much weakened, and have a disposition to complaints attended with symptoms of putrescency.

The duration and consequences of this fever are as various as the constitutions of the patients whom it attacks. In the mildest species of the disease, the eruption and feverish symptoms continue three, four, or five days, and are followed by a considerable degree of weakness, which, however, yields in a short time to proper management. But when the pimples are white or yellow, they often continue a long time; for as one crop disappears, another, after some interval, is produced, even to the third or fourth succession: In such cases, the weakness is much greater than in the other species of the eruption.

The event of Rash Fever may always be expected to be favourable, when the distressing symptoms abate on the appearance of the eruption; but if this does not happen, if the pulse continues small and weak, if frequent cold fits occur, if fe-

tid.



tid stools are passed involuntarily, and if convulsions attend, much danger is to be dreaded.

The circumstances which occasion this disease, certainly originate from improper treatment after delivery; for whenever a woman in such a situation is confined within a heated room, oppressed with a great quantity of bed-clothes, and forced to drink stimulating liquors, with the view of promoting a sweat, according to the absurd and pernicious customs formerly observed in the treatment of lying-in patients, she is almost always seized with Rash Fever. A disease of the same nature, it may be mentioned, in confirmation of this opinion, sometimes succeeds the same treatment of Men who have been weakened by profuse evacuations.

The Rash Fever can therefore be generally prevented, though when it has taken place, it is not easily remedied. If any arguments in addition to those already adduced, were necessary to enforce the observance of the plan formerly suggested, for the treatment of women after delivery, the history of this complaint would furnish some very powerful ones.

The cure of this disease depending on a variety of circumstances, cannot be restricted to any particular method.

In the beginning of the fever, if sickness attends, a vomit should be prescribed; and in every case, gentle laxatives are necessary and beneficial: Where the cold fits are very frequent, or there is reason to dread delirium, fomentations, by means of flannels, wrung out of warm water, applied to the legs and thighs, are often of service; they should also be employed where the eruption suddenly  
recedes.



recedes. These fomentations must not be used too hot, nor continued so long as to force out profuse sweats.

In some *rare* cases, *Blood-letting* is necessary; but much judgment is required to distinguish the propriety of having recourse to such a practice; because, if it is employed where the symptoms of inflammation are not violent, it is a very dangerous expedient. The fulness of the pulse when the eruption appears, is apt to impose on inattentive practitioners, and to lead them into much error.

Every means which can moderate the heat of the body and the quickness of the pulse, ought to be used when the eruption comes out; a free application of cool air is therefore particularly necessary: If the woman has been previously kept very hot, the change must be made in a gradual manner. The Nitrous mixture, cool acid drinks, ripe fruits, and a light diet, should be recommended.

When the patient is much weakened, and the rash is white or yellow, the Peruvian Bark ought to be given in suitable doses.

If the pulse continues weak after the eruption, wine, along with the Bark, in a quantity proportioned to the state of the patient, will be found useful.

SEC-



## SECTION IV.

## MALIGNANT CHILDBED FEVER.

PRACTITIONERS differ much in the description of this disease, and in the method of cure which they adopt.

That this fever frequently occurs in consequence of mismanagement, there can be no doubt; but notwithstanding the opinion of many respectable authors, there is reason to believe, that it does not, like that described in the last section, *always* originate from improper treatment after delivery.

In opposition to this opinion, it may be urged with much plausibility, that the malignant childbed fever does not take place so often in patients who are under the care of judicious practitioners, as in those who are unfortunately committed to the charge of unskilful persons.

This circumstance, however, can be perhaps explained in a manner which will confirm, instead of refuting the opinion. For it is more than probable, that by proper attention to the first symptoms of this fever, the progress of the disease may be often completely prevented.

Every woman, therefore, should be acquainted with the symptoms which indicate the approach of this disease; for by calling in proper assistance at the beginning, in many cases, the fatal effects can only be obviated.

The malignant childbed fever commonly occurs about the evening of the second or third day after

ter



ter delivery; but in some cases later: The woman is seized with shivering, attended with pain in the head, especially above the eye-brows.— This is followed by a hot fit, succeeded frequently by a free perspiration, which seems to relieve all the symptoms; but this is often a delusive appearance, for a second attack soon ensues, and the slight remission is only a prelude to an increase of complaints.

After the shivering, the belly becomes universally sore to the touch, which in many cases renders the weight of the bed-clothes intolerable: The soreness is frequently more considerable in one part than another; no swelling nor hardness can generally be at first perceived.

The breathing of the patient, although not oppressed nor interrupted by wheezing or coughing, is very uneasy; for as she feels the pain in the belly always sensibly increased every time she breathes fully, she endeavours to obtain relief, by only half-breathing as it were.

The pulse is quick, in general full and strong at first, but afterwards weak.

These are the principal characteristic marks of this disease; but in every case, other symptoms attend, which vary according to the constitution of the patient, and many other circumstances.

On some occasions, this fever begins with violent sickness and vomiting, or severe looseness; and in other cases, the belly is quite bound for the first two or three days. When vomiting occurs, the matter thrown up at the beginning is yellowish; but when this symptom takes place towards the fatal termination of the complaint, it



is somewhat like coffee grounds; the stools, commonly loose, are always very fetid.

The urine is at first passed with difficulty, or totally suppressed till after a stool or two; it is of a dark colour, and on being set at rest, a sediment appears half floating near the bottom of the glass.

In many cases the Milk and Lochial discharge appear to be natural for the first two or three days of the disease. Sometimes there is no secretion of the former; but the latter is very seldom suddenly stopped.

The skin in some patients is in the ordinary state, both with respect to heat and moisture; but in others it is very hot and dry at first, and afterwards always covered with a clammy sweat.

The face is commonly much flushed, the eyes sunk, and the patient is remarkably dejected. She has usually great thirst, and is so uneasy that she can only lie on her back.

After a day or two, the belly begins to be swelled, and becomes tense.

If the woman has been costive at first, the looseness which succeeds generally occasions much immediate relief. But the ease is merely temporary: for the pulse continues quick; the pain of the head, uneasy breathing, foreness of the belly, soon return with increased violence; the teeth become covered with a black or brown crust; and sometimes delirium supervenes.

These symptoms, or many of them, continue for some days; the patient at last passes several fetid stools, usually involuntarily. She then imagines that she is free from all danger, as she feels

com-



completely relieved from all pain; but the increased quickness of her pulse, cold extremities, &c. announce to the practitioner the approaching fatal termination of this dangerous disease. When this happens, it takes place at different periods of the fever, most commonly from the seventh to the twelfth or fourteenth day.

But when the malignant childbed fever does not prove fatal, although all the complaints are milder, yet there is no distinctly-marked critical termination, as in other fevers; for the symptoms abate very gradually, and the patient can never be pronounced out of danger for a great many days. She is at last left in a state very much weakened, but relieved from all the uneasy sensations which she formerly suffered.

The nature of this disease cannot be explained, nor the means of cure detailed in this work. As the complaint is always attended with much danger, and as the treatment in such cases depends on the general principles of cure of fevers, together with attention to the particular state of women after delivery, it is obvious, that the most skilful practitioner who can be procured ought always to be had recourse to.

The malignant childbed fever occurs frequently in hospitals, when the wards are not kept sufficiently ventilated: On these occasions, the symptoms of the disease are somewhat different from those observed in private families; the event is more generally fatal; and, till the wards are completely purified, every woman delivered in them is seized with the fever.




In every Lying-in hospital, therefore, one or more spare wards should be provided, in order to prevent that particular vitiated state of air which originates from a room being occupied by a number of persons for a long continuance of time, even although every precaution with respect to the usual method of ventilation be adopted.

M A.



MANAGEMENT  
OF  
CHILDREN IN EARLY  
INFANCY.



INTRODUCTION.

**T**HE Child, when in the womb, surrounded by a fluid, which defends it from external accidents, and supplies it with an equable degree of heat, nourished by a somewhat which its own organs do not prepare, and furnished with the vivifying principle of air, by a beautiful and wonderful machinery, may be said to vegetate only.

But when separated from the mother by the process of delivery, it undergoes a great and important revolution. The supply of heat, and protection from injury, must depend on the attention of others; nourishment must be prepared by the digestion of food received into its own stomach; and the benefits of air can be obtained by the operation of breathing only.

Had not Nature bountifully provided for these changes, the human race must have become ex-



ting. It cannot therefore be imagined with propriety, that dangers originate from the state in which children must necessarily be immediately after birth, except from mismanagement.

The proofs which have been adduced in favour of an opposite opinion tend only to shew incontrovertibly the ignorance and inaccuracy of the observer; for the cries which children almost universally utter for some time after they are born, are not in consequence of pain, but are the means by which the revolution in their frame is completely established.

THE bodies of infants differ from those of grown persons in many respects besides the size and external form. A knowledge of these will elucidate the manner of treatment of children in health, and during disease, and ought therefore to be acquired before that subject is considered.

*Differences in the Structure of NEW-BORN CHILDREN from that of GROWN PERSONS.*

IN Children, the Nerves are in larger proportion: their powers also are greater: hence many circumstances, as cold, heat, &c. have considerable influence on them, which do not seem to affect grown persons.

All the Vessels are much more numerous; their action is more frequently repeated; and therefore the pulse of children is always very quick, and all the secretions and excretions are more speedily performed, and in greater quantity.

The Fleshy parts are more soft, and less distinctly marked; their actions are consequently not so powerful.



The bones are soft, spongy, and imperfect. Those which are afterwards single are generally divided into several portions; and almost all the bones have their extremities or edges in the state of gristle. The bodies of children, therefore, have not an exact regularity of shape, and are not well supported. Their different parts, are not so steadily moved; and the organs lodged in the cavities are not so well defended.

The appendages of the Bones are in much larger proportion: hence the moveable and immovable articulations are less firm.

The Cellular Substance is also in a greater proportion, which occasions the irregularity in the shape of the soft parts.

ALL the Fluids are more mild and watery, and furnished in greater quantity. The Chyle and Blood are more nutritious, and the latter is less acrid. The Slimy and Gelatinous fluids are more bland; the Bile and Urine have very little acrimony.

The Skin is more delicate and beautifully coloured: it is more sensible to external impressions, for the *scarf skin* is very thin and soft. Below the skin, a large quantity of fat is generally collected, which hides the form of the fleshy parts.

THE HEAD is large in proportion to the body. Its bones are not indented into each other, but connected by membranous layers: hence the Brain, which is very soft, may be readily compressed and injured.

The Face has not the expression which it afterwards assumes. The *Eyes* at first have no power of distinguishing objects. They, and their appendages, are



are remarkably delicate; and therefore suffer from the slightest accidents. The *Nose*, from the state of its bones, is also much exposed to injuries; and the sensibility of its nerves renders it highly irritable; but the bad effects which would often be the consequence of this structure are probably counteracted by the mucus which constantly covers the inside of that organ. The *Ears* for some time, like the eyes, do not appear to possess much power. The *Mouth* is not usually supplied with teeth till some months after birth; for altho' formed, they remain under the Gums till that time. The lower Jaw-bone is divided by a portion of gristle into two pieces.

THE TRUNK of the body is not so firm as to support properly the superincumbent parts, nor to defend the organs contained in it; for a great part of the *Spine* is gristly, and the Breast entirely so. The Ribs indeed are more perfect than many of the other bones; but they can easily be made to yield from the state of the breast: and the fleshy parts, &c. which surround the belly, being soft and delicate, cannot afford resistance to any circumstance which may injure the bowels.

The *Lungs*, hitherto small, collapsed, and supplied with little blood, immediately after birth, begin to perform the operation of breathing, and to receive the whole blood of the body; which functions continue during life. These organs are at first weak and irritable. The Heart acts with considerable force and quickness.

The *Liver* is of a remarkably large size in proportion to other parts, and is not so well defended as afterwards. The Gall Bladder is nearly in the  
same



same proportion. The Stomach differs only in size, and in delicacy of structure; and the same may be said of the Intestinal Canal. But in the Great Guts, a substance different from what is observ'd in grown persons is lodged: it is a black, viscid, tenacious matter, called by Medical people *Meconium*. The Kidneys are lobulated; and the Renal Glands are larger in proportion. The Urinary Bladder, and other organs in the Basin, are differently placed, as that cavity is very imperfect, from the gristly state of the bones of which it is composed.

THE EXTREMITIES are weak, and almost useless. The condition of the articulations, and quantity of gristle on the superior and inferior extremities, render them incapable of performing their proper functions for a considerable time.

THESE remarks will explain the necessity for those cautions in the management of Children which are suggested in the following pages.

## CHAPTER I.

### MANAGEMENT OF INFANTS, WITH RESPECT TO CLEANLINESS, CLOTHING, FOOD, AIR, AND EXERCISE, &c.

FROM the view which has been exhibited of the state of Children after birth, it will be obvious, that much attention must be paid to circumstances which in grown persons almost escape notice.

The great mortality of children which prevails among the poor in large cities may perhaps be attributed chiefly to the neglect of the treatment recommended in this Chapter; and therefore it cannot



not be too minutely detailed, nor too implicitly followed.

## SECTION I.

### CLEANLINESS.

**T**HE Skin of Children at birth is covered with a thick glutinous matter, which forms a scurf over the whole surface. The first care of the Nurse is generally to remove this, to which she is induced, both from the prejudices of the Mother and Attendants, and the advice of Medical practitioners.

This substance, from whatever source it proceeds, is certainly furnished by Nature to defend the child from injuries in the womb, to which it would be exposed by being suspended in a fluid.

The propriety of the ordinary means of removing this glutinous matter immediately after birth, has long appeared to me to be very doubtful; and therefore, in a publication some years ago \*, I observed, that "it is of little consequence whether it be entirely taken off the first day or not." The experience of many years has now perfectly convinced me, that not only the attempts which are made by Nurses to wash off all the tenacious matter from the skin of new-born infants are productive of much mischief, but that it is really immaterial whether the whole of it be washed off at first or not; for as it becomes dry, and forms a kind of crust, it is easily removed at the second and third washing.

In confirmation of this opinion, it might with some plausibility be urged, that the sudden exposure

\* Treatise of Midwifery &c. 1780.



sure of the undefended skin to the air may be attended with bad effects; but, without having recourse to speculative reasoning, it must surely be obvious to every one who understands the delicate state of the child's system, that the rude hands of a rough nurse rubbing violently every part of the body, will unavoidably either fret the tender skin, or, by compressing the various internal organs, derange their nicely constructed mechanism.

The first washing, therefore, should be performed with very great gentleness and caution, by means of a weak solution of soap in warm water, which is preferable to any of the washes often employed. Spirits are highly pernicious; and greasy substances can never be useful, and may perhaps prove hurtful. The Neck, Arm-pits, and Groins, commonly require more attention than any other part, because the scurf is thicker on them; and rough rubbing, especially on the latter parts, might be very injurious. Long continued attempts to bring off every supposed impurity, however gentle, should never be allowed; for, as has been already observed, what remains will readily yield to the next washing.

THE most scrupulous attention to Cleanliness in other respects, not only after birth, but during the whole period of Childhood, cannot be too strongly inculcated. For the first two or three weeks, the infant should be bathed, morning and evening, in tepid water, and afterwards in cold water. The whole body ought to be washed in the morning, and the lower half at night.

The advantages of the cold bath have been long almost universally understood in Great Britain;



tain; and in this part of it at least, children are very properly bathed in it every morning till two or three years of age. Speculative Philosophers only have objected to a practice which is highly beneficial to health.

Every part should be kept quite dry; and all accidental impurities, as wet cloths, &c. must be removed as soon as discovered.

## S E C T I O N II.

### CLOATHING *of* INFANTS.

**T**HE unnatural tight swathing in which Children were formerly incased is now fortunately exploded; and long established custom has in this respect happily yielded to the suggestions of reason and experience. The stricture of bands and rollers must not only be painful, but hazardous; for by these means the circulation is interrupted, and the growth in some parts is suddenly checked; while in others an improper direction is given to it.

Perhaps, however, theoretical reasoning might lead into an opposite error to what is now abolished; for the wish to allow the child all the ease possible, may make those precautions in the dress which the experience of Nurses teaches them, appear unnecessary or improper.

The disposition, therefore, which Infants usually have to rub their eyes with their little hands, renders the simple contrivance of the women to prevent this circumstance, essentially requisite otherwise the eyes may be much injured.

The



The Cries of the child are very apt to occasion a protrusion of the intestines at the Navel. This disagreeable accident may be often prevented by the application of a soft broad piece of thin flannel, in the form of a roller. It should never be made tight, otherwise it may not only hurt the bowels, but perhaps induce ruptures at the lower part of the belly.

With these precautions, the cloathing of infants should be light and simple, constructed in such a manner that it may be easily and readily applied. It ought to be suitably adapted to the climate and season, and should always be at first made to afford a considerable degree of warmth, that the change from the warm situation in which the child was formerly placed, to the comparatively cold one in which it is after birth, may not be so sensibly felt as to occasion pain.

Tape should always be used, instead of pins; and the whole dress ought to be so loose, that the child may have free liberty to move and stretch its little limbs, as far as that is consistent with its welfare.

The linens, next the skin especially, should be often changed; and the infant ought never to have on the same dress for twenty-four hours continued.

The Night-cloaths must not be equal in quantity to those which are worn during the day; otherwise the child will be continually disposed to be affected with colds, &c.

An unnatural custom has been introduced by Nurses, which ought to be guarded against by every parent who regards the future health of



his offspring, the practice of confining the limbs of the child much more strictly by the cloaths during the night than in the day. By such means the purposes of rest are defeated, and sleep is even often interrupted.

The Night-cloaths ought therefore to be quite loose, and as much lighter than those which are put on during the day, as the difference of situation shall render necessary, so that the infant may be placed in nearly the same degree of heat at all times. For the same reason, when the child sleeps in his day-cloaths, he should be very slightly, or rather not at all covered.

### SECTION III.

#### NUTRITION of INFANTS,

THE experience of many ages, as well as the arguments which may be adduced from analogy, has proved to the conviction of every candid inquirer, that MILK is the most natural and wholesome food for children in early infancy.—The attempts which speculative philosophers have from time to time made, to substitute other kinds of food from that prepared by Nature for the purpose of nutrition, have only furnished many melancholy proofs of their errors, or shewn that the powers implanted in the human constitution sometimes overcome even the dangerous effects of inconsiderate prejudice.

The important advantages which result from *Nursing*, both to the mother and child, have been so often explained, and are so generally understood, that



that they do not require any illustration on this occasion.

It has been improperly imagined, that all Mothers, ought to be Nurses. By this opinion many children have been destroyed, and a greater number have only lived to regret their existence; the weakness of their frames having made them incapable of feeling those pleasures which originate from good health.

The luxuries which refinement has introduced in the manner of living, although they do not prevent every woman from being a Mother, certainly render many very unfit for the office of a Nurse. A delicate woman, necessarily involved in the dissipations of high life, and confined to a crowded city, cannot be supposed capable of furnishing milk in due quantity, or of a proper quality. Her child must either be almost starved, or the deficiencies of his mother's breast must be supplied by unnatural and hurtful food.

These are not the only disadvantages which arise from such ladies becoming nurses; for they themselves, as well as their children, suffer considerably. Obligated to submit to the regulations with respect to the hours appropriated to recruit the body by food or sleep, which fashion and long custom must have rendered habitual, while at the same time they attempt a task for which the delicacy of their frame ill adapts them, their health will be impaired; and they cannot enjoy those pleasing sensations which are derived from nursing, where the child thrives.

When, therefore, ladies of this description wish to suckle their own infants, they ought to retire



to the country, where, remote from the impure air of crowded cities, and removed from the allurements of fashionable amusements, they should endeavour, by the most scrupulous attention to regularity in diet, and hours of rest, and to moderate exercise in the open air, to repair their constitutions, and to fulfil the duties which they owe their offspring.

WOMEN in high rank, however, are not the only mothers who ought not to become nurses; for some diseases, although originally induced by improper modes of living, are hereditary in families. The prejudices of the bulk of mankind are so much against women who seem to have any hereditary disease, that in the choice of a hired nurse they are always carefully avoided. A pretended discovery has led many medical practitioners to disregard such opinions; and the belief that these diseases, from being seated in the solids, cannot be communicated by the fluids, has induced them to imagine, that such disorders can never be derived from a nurse. But if the state of the fluids has any effect on that of the solids, if, in other words, the condition of the body depends on that of the juices which supply the continual waste to which its various parts are subject, the common sense of the uninstructed multitude will be found far superior to the refined theories of dreaming philosophers.

It is therefore incumbent on every practitioner to advise seriously parents who unfortunately are afflicted with any hereditary disorder, to send their infants to be nursed in the country by a healthy woman,



woman, and to protract the period of nursing some months beyond the usual time.

When, however, the mother is of a robust, healthy constitution, she is certainly the most proper nurse, and ought to be advised to undertake the task, on account of her own health, as well as that of her infant.

The child should be put to the breast as soon after birth as the situation of the woman will allow; by which the black viscid substance contained in the intestines will be better evacuated than by any means which art can furnish. The pernicious practice of giving children purging medicines as soon as born, cannot be too much reprobated; for the retention of the Meconium for some hours after birth certainly produces less inconvenience than is occasioned by the acrimony of the substances which the child is often forced to swallow.

The most simple artificial means for removing this matter, such as plain syrup, or a solution of manna, should be employed only where the Milk of the nurse is not found to answer the purpose.

Many authors have recommended the practice of allowing the child to suck only at stated periods; but experience has proved the difficulty which attends such an attempt, and the bad effects which often follow it when carried into execution.

Although those children are most healthy and thriving who are least restricted, and who are permitted to take the breast at pleasure; yet every woman should avoid becoming the slave of her child, as many unguardedly do. The infant ought



therefore never to be allowed to sleep at the breast, nor accustomed constantly to overload the stomach by sucking till vomiting ensues.

Women should always remember, that the mode of life most conducive to health will afford the best milk, and the most plentiful supply; and therefore nurses ought never to eat at irregular times, nor in a quantity which the appetite does not demand; and they should guard equally against abstinence and overfeeding. Fatigue, indolence, or inactivity, and every irregularity must be carefully avoided\*.

ALTHOUGH Nature seldom renders any other food than milk during early infancy necessary, yet, with the view of introducing a change of diet by degrees, the practice of early beginning to give the child daily a little pap or panada, appears to be rational; for when it is neglected till the time of weaning approaches, the habit is with difficulty established; and there is great hazard that the infant may suffer from the sudden change. At first, food should be given only once a-day; by degrees it may be increased to two meals; and before weaning three ought to be allowed.

Many women begin to give spoon-meat to the child a few hours after birth: A practice which seldom fails to occasion sore mouth, violent bowel complaints, &c. and which therefore should never be encouraged, notwithstanding the arguments of the dry nurses.

If bad effects follow the use of such apparently harmless materials as bread and water, what must

\* For the qualifications of a Hired Nurse, see the APPENDIX.



be the consequence of the pernicious custom of giving infants spirits in the form of toddy, with the supposed view of preventing gripes? Such liquors, however, diluted, applied to their tender digestive organs will unavoidably destroy or impair their functions, and may lay the foundation for a train of the most dangerous complaints. It may indeed be urged in favour of this horrid unnatural practice, that many children are accustomed to weak toddy from a few days after birth, and that they continue to thrive uninterruptedly. — But such arguments only tend to prove, that the vigour of these children's constitution is so great as to resist the usual effects of strong liquors.

Although the panada or pap be now almost universally used for the first food of children, as a substitute for the mother's milk; yet some more suitable meat may perhaps be given with more advantage, such as cow-milk, mixed with a little water and sugar, to which a small proportion of rusk biscuit may be added; or weak beef-tea may be substituted for the milk and water and sugar.

#### S E C T I O N IV.

##### AIR, EXERCISE, &c;

**I**F grown persons, who have been many years accustomed to impure air, often feel themselves sick in a crowded room, it must be very evident, that a much less degree of bad air will affect children, whose Lungs are weak and irritable.

As the infant is commonly confined to one or two chambers for the first month, care should be taken



taken that these do not become filled with impure air, from crowds of visitors, or from being kept closely shut up.

When the child has acquired so much strength as to be able to withstand exposure in the open air, he should be carried out every good day, at the time the sun has most influence. At first he ought only to be kept without doors for a very short time; and the person who has charge of him should walk slowly and gently, and avoid standing, especially in a current of air. By degrees, he may be sent abroad twice a-day, when the weather is favourable, and be kept out gradually for a longer space of time.

The importance of pure air to children cannot be better illustrated, than by comparing the health of those who are nursed in great towns with that of those reared in the country. “ In the year 1767, “ in consequence of the humane suggestions of Mr “ Jonas Hanway, an act of parliament was passed, “ obliging the parish-officers of London and West- “ minster to send their infant poor to be nursed “ in the country, at proper distances from town. “ Before this benevolent measure took place, not “ above *one in twenty-four* of the poor children “ received into the work-houses lived to be a year “ old; so that out of two thousand eight hundred, “ the average annual number admitted, two thou- “ sand six hundred and ninety died; whereas since “ this measure was adopted, only four hundred “ and fifty out of the whole number die: and “ the greatest part of those deaths happen during “ the three weeks that the children are kept in “ the workhouses \*.”

Although

\* Examination of Dr Price's Essay on Population, by the Reverend John Howlett, A. B.



Although certainly other circumstances besides impure air, such as carelessness, &c. must have contributed to this dreadful mortality; yet the preference of the country air over that of large cities is clearly proved by this fact and may be confirmed by the meagre looks, fallow complexion, and feeble limbs, of children reared in town, even where the greatest attention has been paid.

On the proper *Exercise* of Children, more depends than superficial observers would imagine, for by inattention to this circumstance, a foundation is often not only laid for deformities which may destroy that beautiful symmetry which the Author of Nature has bestowed on the human body, and may injure the health, but also for diseases which, though their approaches are slow and gradual, terminate suddenly in a fatal manner.

During the first few weeks after birth the infant sleeps naturally more than two thirds of his time; and therefore the fatigue which he undergoes, from being washed, dressed, &c. morning and evening, and occasionally raised to be cleaned during the day and night, may be considered as sufficient exercise at that period.

The remarkable delicacy of infants, and the gristly state of their bones, would render any violent agitation of the body for the first two months highly dangerous; but in proportion as the child advances in age, the bones become gradually more complete, and the other solids more firm: hence a gentle degree of motion, by promoting the free circulation of the fluids, will be highly beneficial.

Every



Every restriction to one particular position, in whatever situation the child may be, ought to be constantly guarded against; for as the softness of the bones renders them easily moulded into an improper shape, deformities which may destroy the health, or prove the source of much future distress, will, if this caution is not observed, be readily induced.

An infant should not therefore be laid always on the same side, nor carried on the same arm.

THE use of cradles is not now so universal as formerly; and it is to be hoped will not again become fashionable. Nature never intended that children should have exercise during sleep, after they have breathed; therefore the idea, that rocking in a cradle resembles the motion to which infants have been accustomed when in the womb, is an erroneous one. The young of other animated beings sleep quietly and profoundly for a great part of their time without any rocking, although they were also habituated to a gentle waving motion before birth.

It has been urged, that objections to the employment of cradles, deduced from the abuses which may attend this practice, are inadmissible. But certainly no prudent person will recommend any unnecessary expedient which may be improperly used through inattention.

The charge of the cradle is not always undertaken by the mother; and the nurse, therefore, on many occasions, may agitate the infant more violently than is consistent with its safety, and by such practices, injure some of its delicate parts, especially the head.

Children



Children, for these reasons, ought to sleep in bed from the time of birth, although some inconveniences, and even dangers, attend this custom; for it may perhaps often be inconvenient for the mother to carry her infant to the bed-chamber every time he falls asleep; and during the night, if the woman has been unaccustomed to sleep with a child, she may readily overlay it: An accident which unfortunately happens more frequently than is imagined.

Every inconvenience and danger may be avoided by adopting a very simple expedient. A Crib or Cradle may be so constructed as to be fixed to the side of the bed during the night, and to be easily carried from one room to another during the day. It must not be made to rock.

MUCH attention ought to be paid to the state of the child's bed; for it is liable to become wet or foul; and if allowed to remain so, may impair the health of the infant. This cannot happen if the bed is stuffed with straw, which ought to be renewed from time to time. It is preferable to feathers and wool, which readily attract and retain moisture and impurities; and it is more soft than hair.

## CHAPTER II.

### DISORDERS INCIDENT TO NEW-BORN CHILDREN.

THE complaints to which new-born Children are liable arise generally in consequence of some injury received during birth, of original imperfections,



perfections, or of carelessness in the articles of dress, cleanliness, &c.

Some of these disorders are attended with much danger; and others, being only trifling and temporary, yield to the most simple treatment.

## SECTION I.

MEANS *which ought to be used for the* RECOVERY *of* STILL-BORN CHILDREN.

THE laudable and active exertions of the HUMANITY SOCIETY, by having been the means of restoring life on many occasions where it was formerly thought impossible, have proved to the world, that *Apparent Death* happens more often than was hitherto believed.

The occasional recovery of still-born children, under circumstances where experience alone could have encouraged such hopes, ought to teach Practitioners of Midwifery the importance of employing, with patience and attention, the means conducive to this purpose.

The following observations are offered, not only with the view of explaining the proper method which ought to be pursued for the recovery of still-born infants, but also with the intention of rendering the attendants capable of giving hints to Practitioners, which might be overlooked by the embarrassment natural on such occasions.

DURING labour, the child is quite insensible, and consequently is merely a passive body. This great effect is produced by a very simple cause, viz. the compression of the brain by the approach  
of







other signs of life, the communication between him and his mother ought not be interrupted: the practitioner should support the child, and prevent him from becoming cold. By waiting in this manner, the bones of the head gradually separate; and the pressure on the brain being removed, he regains his sensibility, and is capable of beginning the operation of breathing. When this is known, by the cries, &c. the navel-string may be tied, and divided in the usual manner.

When still-born children have no pulsation in the cord, if they are not putrid\*, the suspension of their vital powers must have originated from an interruption of the blood in its passage to the after-birth, by which the vivifying principle which it receives from that substance is no longer supplied.

When the after-birth is not detached from the womb, although there be no pulsation in the cord, every means for the recovery of the infant should be employed, before the communication between him and the mother is cut off; because, if the blood can be sent to the after-birth, the child will live till he acquires sufficient strength to perform the operation of breathing on which his existence must depend when he is separated from his mother.

With these views, a loose warm flannel Cap should be put on the infants head; and his body, &c. ought to be placed in a basin of warm water, while

\* It may perhaps appear unnecessary to remark, that when there are evident marks of putrefaction on the child's body, no attempts for its recovery ought to be made.



while the skin is to be gently rubbed by the hand of an assistant. The cord must be kept warm by the application of heated flannel.

If, after this treatment has been continued for some time, the pulsation in the cord returns, the child may soon be expected to breathe; for which purpose time alone is necessary; for if any attempts be made on these occasions to hasten this important function, the most dangerous consequences may be dreaded.

BUT when the after-birth is detached, which can be readily discovered by every practitioner, or when the pulsation in the vessels of the navel-string is not soon renewed, the operation of breathing can alone preserve the life of the infant; and therefore the attention should be directed to induce that function.

For this interesting purpose, the cord ought to be tied, and divided in the ordinary manner; and the child should be immediately placed in warm water, before the fire, with his head and shoulders raised. Air must then be thrown into the Lungs, by the introduction of a small pipe or quill into one of the nostrils, while the other and the mouth are shut closely. Authors have advised the air to be blown in at the mouth; but by such practice the stomach will be readily distended, which will prevent the lungs from being properly filled. The air should then be gently forced out of the lungs, by moderate pressure on the breast, and again thrown in by the pipe.— This imitation of breathing ought to be continued for a considerable time, till the heart begins to beat. The child may then be made to gasp, by any means which can excite a quick sensation,



such as touching the inside of the nostrils with a little brandy, tickling the soles of the feet, or flapping the buttocks.

The exhibition of Scotch snuff to the nose, or of stimulating substances by way of *Lavement*, or the application of the fumes of tobacco, or sudden exposure to cold air, may in many cases prove dangerous expedients; although on some occasions they can be successfully employed. They should therefore never be had recourse to, except every other method has been carefully tried, and has failed.

When by these means a child begins to recover, he generally gasps for some time, at considerable intervals, before he breathes freely. He should be taken out of the water when he shews this first sign of returning life, and put into warm flannel; and all the former attempts ought to be immediately laid aside.

The simplicity of these means for restoring life to still-born infants adapt them for general use; a purpose which cannot be accomplished by many of the methods lately proposed, such as the exhibition of Electricity, &c.

Our attempts for the recovery of children in this situation ought to be continued for a considerable length of time, although they appear unsuccessful. Many infants have been preserved from death after they had been deserted by practitioners.



## SECTION II.

RETENTION *of the* MECONIUM.

THE black viscid substance, called Meconium, is usually expelled from the bowels a few hours after the child has been put to the breast, if he is suckled by his own mother. But sometimes it is so tenacious, that it adheres to the intestines, and cannot be thrown off; and sometimes the milk is not sufficiently active for that purpose.

The impatience of nurses to get rid of this substance has often been the cause of many dangerous complaints; for the medicines which have frequently been forced on the child have induced the most alarming complaints.

The retention of the Meconium ought not therefore to be much regarded, unless the child is at the same time indisposed; but if from any circumstance he cannot be put early to the breast, or is to receive suck from a woman who has been some time delivered, the common remedy of sugar and water may be allowed.

When, along with the retention, there are evident signs of oppression, of pain in the bowels, or of irritation of the general system, then some more powerful means to induce the discharge ought to be adopted.

Nothing is found to effect this purpose better than a solution of Manna in water, given in the dose of a tea-spoonful every hour, till it operates; while at the same time simple *Lavemens*, consisting merely of a very small cupful of warm water, should be frequently exhibited.



THE Meconium is in some rare cases retained in consequence of the natural passage being closed up; a circumstance which is always attended with much danger, and which requires the immediate assistance of a skilful practitioner.

### S E C T I O N III.

#### ORIGINAL IMPERFECTIONS.

CHILDREN are not always born in a state of perfection with respect to the structure of their bodies; for sometimes they have deficient, superfluous, or misplaced parts, natural passages closed, and marks on various parts.

Many of these imperfections admit of no remedy, while others may be easily rectified.

It would be inconsistent with the nature of this work to describe minutely all the species of mal-conformation which occasionally occur; and therefore the following observations relate only to those which are met with most frequently.

Children are sometimes born with blemishes about the mouth, which may prevent them from sucking. Of these, Fissures in the lips always constitute the most remarkable deformity.

These imperfections appear in many different forms; for sometimes the fissure exists only in one lip, generally the upper one, and is occasioned merely by a division of the parts. In other cases, there is a considerable loss of substance between the divided parts. In some instances there are two fissures in one lip, or both lips are affected; and in others the fissure is not confined to the lips,  
but



but extends along the roof of the mouth. All these different species of the same deformity receive the general name of *Harelip*.

The treatment of the Harelip must be varied according to many circumstances, which can only be determined by an experienced practitioner. If the child can suck, the operation by which alone the blemish can be removed, should be deferred till he be four or five months old, as then the parts will be better adapted for retaining the pins by which the cure is accomplished. But when sucking is prevented, the operation ought to be had recourse to as soon as possible.

THE Tongue, it was formerly observed\*, is bound down to the lower part of the mouth, by a membranous cord, to prevent it from too great a degree of motion. Sometimes, however, the cord fixes it so much, that the infant cannot suck; in which case he is commonly said to be *Tongue-tied*.

Women very often imagine that their children have this defect when it does not really exist; and perhaps one instance of it does not occur in several hundreds of those who are born.

The disease may be always readily discovered by putting a finger gently into the child's mouth; for if he is able to grasp it as he would do the nipple in sucking, or if the tip of the tongue appears disengaged, the membrane does not require being cut.

The operation of *cutting* the tongue, though very simple, may prove fatal, if the surgeon is in-

\* Page 36.



inattentive; for so great a quantity of blood has often been lost as to destroy the infant.

WHEN the Tongue is not bound down sufficiently, the tip may be turned back, and close up the throat; an accident which must soon occasion death. It may be discovered by the threatening suffocation, or convulsions, and by the introduction of the finger into the mouth. The melancholy consequences of this disease can only be prevented by pulling back the tongue, or exciting vomiting by tickling the throat.

IF the infant cannot suck, although the tongue appears to be in a natural state, weakness of the lower jaw, thickness or swelling of the glands in the under part of the mouth, or some defect about the nurse's nipple, may be suspected.

THE natural passages of children are sometimes shut up, and prevent the usual excretions. This will be known by examining the cloths. In some cases slime alone proves the obstacle; but in others membranous substances close up the passages.

In every instance where any thing uncommon is observed, the child should be carefully examined by a skilful practitioner, that the proper means for affording relief may not be too long delayed. In some rare cases, it unfortunately happens that no assistance can be given.

INFANTS are sometimes born with deformities in the lower extremities, styled *Club-Feet*. These often become very troublesome at a future period of life, and are always very justly considered to be great blemishes. Every parent, therefore, is interested in their removal.

The



The gristly state of the bones of the foot renders a cure in most cases practicable, when the proper means are begun immediately after birth; but if the deformity is not discovered till the infant is some months old, it will be difficult and precarious. Practitioners should therefore carefully examine every part of new-born children, that they may not, by any neglect, render their future lives uncomfortable.

The method by which this disease can be removed is very simple. It should consist in the application of proper means to reduce the foot, in the most gradually manner, to its natural situation. These should not be continued only till this is effected, but ought to be kept applied constantly for several weeks after, in order that the deformity may be completely removed.

#### S E C T I O N IV.

##### INJURIES *in consequence of* BIRTH.

**W**HEN the child has been detained a long time in the passage, he is liable to a variety of complaints, according to the situation in which he was placed.

THE most common of these are swellings on the head, or alteration of the shape of that organ.

First born children are generally born with some degree of swelling on the crown of the head. This however, usually disappears in a few days, and requires no other treatment than the ordinary means employed by the nurse, viz. rubbing very gently a small quantity of weak spirits on it.

But



But when the tumour continues for two or three weeks, cloths dipped in Lime-water should be applied to it, which will at least prevent officious attendants from using more hazardous remedies.

On some occasions, these swellings contain a fluid, which it has been proposed should be evacuated, otherwise the bones of the head may be injured. But these cases must be trusted to the care of a skilful practitioner.

ALTHOUGH the shape of the Head be much altered, in consequence of long-continued pressure during the passage of the child, it will soon recover the natural form, without any assistance. The practice, therefore, of endeavouring to give the head a proper shape, by squeezing and pressing it with the hands, &c. is unnecessary, and ought never to be allowed, on account of the dangers which may be the consequence.

Scratches on the head, like the marks caused by a whip-cord, frequently occur after tedious or difficult labours; but they require no particular attention, as they soon disappear.

In some cases, where the child has come down in an unusual direction, the Face is much affected; for the eyes are inflamed, the nose flattened, the lips swelled, the features distorted, and the colour of the countenance livid. These frightful appearances usually go off in a few days, when no violence has been done by improper interference during the delivery.

Other parts of the child than those already mentioned are likewise liable to swelling and discoloration from the same causes; but as they seldom  
prove



prove troublesome, little management is necessary.

THE Limbs of the infant are in some cases fractured or dislocated by the rashness and awkwardness of the practitioner. These accidents, on some rare occasions, unavoidably happen from the situation of the child; but are most frequently to be attributed to ill-directed attempts to accomplish the delivery.

From whatever cause these disagreeable occurrences originate, they should never be concealed from the attendants, in order that the proper means, may be adopted to remedy them. Many children have been rendered lame for life from the practitioner by whom they were brought into the world having allowed a dislocated or fractured limb to pass unobserved, to cover his own awkwardness.

## S E C T I O N V.

### ULCERATIONS *and* EXCORIATIONS.

THE common method of treating the navel is so universally understood, that it requires no particular description in this work. The portion of cord which is left next the child drops off within five or six days after birth, and leaves a tenderness, which is generally entirely removed in two or three weeks, by the ordinary means which nurses employ.

But sometimes, whatever precautions be used, a rawness round the edges, or degree of ulceration, remain, and prove very difficult of cure.

As the most unfortunate consequences have of-



ten been occasioned by neglect in such cases, and as a great variety of treatment will be necessary under different circumstances, a skilful practitioner should always be consulted.

FROM the delicate structure of the skin of infants, excoriations readily take place wherever one part of it is in constant contact with another, unless the most careful attention be paid to keep every part dry. The ears, neck, armpits, and groins, are chiefly liable to be affected in this manner.

When the excoriations are not allowed to continue for a considerable length of time, they seldom require any other treatment than being dusted, morning and evening, with prepared Tully, or Calamine, or with common ashes, finely powdered.

But when a discharge of matter is the consequence of neglected excoriations, a cure can only be obtained by much care and attention; for it is often very difficult to stop these runnings.

Some practitioners have objected to such attempts, on the false supposition, that the discharge is a salutary outlet for an overload of the system. These opinions, admirably well calculated to favour the carelessness of nurses, are founded on improper views of the operations of nature.

Many different remedies will be found beneficial in different cases; such as, washing the excoriations daily with Brandy and water, Lime-water, a weak solution of Sugar of Lead\*, or of White Vitriol, and dressing them with Sperma-

ceti

\* For the manner of preparing this, see Note, page 85.



ecti Ointment, or Turner's Cerate, thinly spread on linen.

While these means are pursued, the bowels should be kept open by the occasional exhibition of any gentle laxative, as Manna dissolved in water, &c.

## S E C T I O N VI.

### R U P T U R E S.

**R**UPTURES in different parts, especially at the navel are very common complaints among infants, but are fortunately not attended with so much danger as similar disorders in grown people.

In such cases, Bandages are in general inadmissible, from the difficulty with which they are retained, and the delicacy of the parts on which they must necessarily press. Where the disease is confined to the Navel, however, a broad piece of flannel, in the form of a roller, by affording a safe and firm support, will be found useful.

In proportion as the child acquires strength, these troublesome complaints disappear. Nothing is more conducive to this than the continued use of the cold bath, as already recommended.

Great attention ought constantly to be paid to the state of the Belly of those who are subject to Ruptures, as costiveness always aggravates the disease.



## SECTION VII.

## SWELLING of the BREASTS.

**N**EW-BORN Infants, of both sexes, are liable to an accumulation of a *Milky-like* fluid, in the breasts which often produces painful swellings and inflammation. These are frequently relieved by the spontaneous discharge of the fluid.

The uneasy sensations occasioned by these swellings seldom continue above a few days, and generally are removed by bathing the parts with warm milk and water, or rubbing them very gently with warm Olive oil, evening and morning.

Emollient poultices are rarely necessary; but should be applied when the swelling and inflammation are considerable.

The unnatural but common practice of forcibly squeezing the delicate breasts of a new-born infant, by the rough hand of the Nurse, is the most general cause of inflammations in these parts.—The consequence of this practice is often suppuration and abscess; and hence, besides the hazard of disagreeable marks in the bosom of girls, the future woman may be prevented from ever fulfilling the duties of nursing. Parents cannot therefore be too careful in watching against this unnatural and improper custom.



## CHAPTER III.

## COMPLAINTS WHICH OCCUR MOST FREQUENTLY WITHIN THREE OR FOUR MONTHS AFTER BIRTH.

THE diseases incident to children hitherto enumerated are so distinctly marked, that they are obvious to the most superficial observer; but some of those included in this and the subsequent chapter can only be distinguished by symptoms which may be overlooked by the attendants.

The improper idea, that the knowledge of the nature of disorders incident to infancy is merely conjectural, may perhaps be attributed to this circumstance.

Although children cannot describe their complaints, as grown persons do, by words; yet an attentive observer will find them perhaps more accurately pointed out by natural signs than they could possibly be by language.

The causes of infantile diseases have been hitherto traced by authors and practitioners to a few sources only, such as, a prevailing acid in the stomach, great irritability of the system, &c. But although a fondness for simple views of the operations of Nature has long impeded the progress of medical knowledge, it is to be hoped, that such prejudices will soon cease, and that the effects which any derangement of one part of the human body must produce on other parts may be more fully understood than they are at present.

ALL the diseases included in this chapter, ex-



cept the Small Pox, commonly occur within three or four months after birth. The reasons which render Inoculation often advisable at that period are explained fully in the section on that subject.

## SECTION I.

### SORE EYES.

**C**HILDREN, a few days or weeks after birth, are subject to Sore Eyes, which not only render them fretful and uneasy, but sometimes also induce disagreeably blemishes if neglected, or even almost total blindness.

This complaint is often occasioned by the imprudent exposure of the infant to large fires or much light. It is also frequently caused by cold; and when it occurs in a more advanced period of life, it may originate from teething.

The mildest species of this disease appears under the form of an increased secretion from the eye-lids, which seems to gum or glue them together, and which becoming hardened, must occasion considerable uneasiness.

The cure of this complaint consists in guarding against exposure to large fires or much light, and to cold, and in bathing the eyes morning and evening with a little warm milk and water, and twice or thrice through the day with the weak solution of Sugar of Lead, diluted by the addition of an equal quantity of Rose-water.

But when the Eyes, and their appendages, are so much swelled that the infant cannot open them, if a violent inflammation has taken place, succeed-  
ed



ed by the constant discharge of matter, the eye may be completely destroyed, if proper assistance is not had recourse to.

As the treatment in such cases must necessarily vary according to circumstances, it cannot be detailed in this work.

When children are affected with a habitual *weakness* of the eyes, the cold bath and frequent exposure in the open air, afford the best means of relief.

## SECTION II.

### RED GUM.

**I**NFANTS are much subject to *Eruptions* on the skin, which assume a variety of appearances, and proceed from many different causes. The most harmless of these is the RED GUM. It appears frequently a short time after birth, and occasionally recurs during the period of nursing.

The Red Gum occurs most commonly in the form of a great many small distinct red pimples, which can be felt above the skin; but sometimes these have a yellowish or pearly colour. The eruption is often general over the whole body, like the Measles; in other cases, it appears only on the Face, or Extremities, and is frequently confined within large patches,

The infant does not seem to suffer any uneasiness, or derangement in his usual functions, from this eruption; a circumstance which sufficiently distinguishes it from the Measles.

The cause of the Red Gum has been imagined



to be an *Acrimony* in the system, which Nature thus throws off. The proofs, however, usually adduced in confirmation of this opinion, do not appear to be very satisfactory; perhaps the cause may be found to proceed from errors in the management of infants with respect to cloathing, air, exercise, &c.; for every attentive practitioner may observe, that children who are cloathed very warmly, and those who are not often in the open air, and who sleep in crowded rooms, &c. are more subject to this eruption than others.

The common practice, therefore, of treating the Red Gum as a complaint of no consequence is certainly founded on improper views; for although it is a proof of the good health of the child, it is only a *negative* one; for it shews, that the constitution of the infant possesses a power to counteract the effects of mismanagement.

Practitioners, for these reasons, who are consulted in cases where children are very much subject to the Red Gum, should enquire very carefully in every circumstance respecting their treatment with regard to cloathing, air, exercise, situation during the night, &c. as well as the diet, that the proper means for obviating the causes of this complaint may be adopted.

WHEN the Red Gum suddenly recedes, if the child appears much oppressed, the warm bath is necessary.



## SECTION III.

## YELLOW GUM.

**T**HE YELLOW GUM is a disease which requires much more attention than the Red Gum, as it is frequently fatal.

The appearance of children affected with this complaint at once points out the nature of the disorder. They are yellow over the whole surface of the body; and the same colour is observed in the eyes.

In some cases, no symptoms but the yellow tinge indicate any thing uncommon; but on other occasions, the great derangement in the natural functions of the infant prove incontestibly that the whole system is in disorder.

The causes of the Yellow Gum are various and numerous; a circumstance which, it may be easily explained, depends on the particular structure of children.

The bile, it has been remarked \*, is conveyed from the liver and gall-bladder, by a single conduit, into the intestinal canal a little below the stomach. Any obstacle which may prevent the passage of the bile in this manner, will induce a yellowness of the skin, &c. termed *Jaundice*. In grown people, the liver is pretty well defended from external injuries; but in infants, it has been observed †, it is larger in proportion, and not so well protected. The intestinal canal in them also is more readily deranged than afterwards: hence  
the

\* Page 55

† Page 273



the flow of bile in children may be interrupted by external pressure on the liver, by distension of that portion of the intestine into which the bile passes, or by any of the causes which occasion the same accident in grown persons. The retention of the meconium, it has also been alledged, is a very frequent cause of this disease; but may it not rather be considered to be merely a consequence of the particular state of the system which induces the Yellow Gum?

There is no doubt that this complaint is often occasioned by the nurse's milk. This may proceed from its not proving sufficiently laxative, or from other circumstances which have not yet been clearly explained.

The symptoms of this disease vary as much in different cases as the causes; for sometimes the child is unable to suck, sleeps constantly, and all his functions appear to be suspended. In other cases, the most violent cholic pains, or frightful convulsions, are occasioned; and some infants have a yellow tinge over the whole body, which is attended with no inconvenience.

The mode of cure of the Yellow Gum must be regulated by the symptoms and causes of the disease; and therefore cannot be minutely described in this work.

When the child seems to suffer no uneasiness, although his skin is quite yellow, if his bowels be open, it would be absurd to prescribe any medicines.

But if he is unable to suck, and has a disposition to constant sleep, then the most active means should be adopted, otherwise the disease may soon  
prove



prove fatal. Vomits, consisting of a grain or two of Ipecacuan, rubbed finely with a little sugar and water, and brisk laxatives, as a tea-spoonful of Castor Oil every hour or two, will then be found necessary; and their effects may be much promoted by the warm bath.

If the infant is nursed by a woman whose milk is old, a change of nurse will, in many cases, alone cure the disease.

When violent cholick pains or convulsions accompany the Yellow Gum, a skilful practitioner ought to be immediately sent for, as it requires a great deal of judgement to determine the proper means which on such occasions should be employed.

#### SECTION IV.

##### THRUSH\*.

**T**HE THRUSH is so common a disease in early infancy, that many have imagined it to be a salutary effort of Nature to expel some hurtful matter from the system, which might otherwise be productive of many complaints at a future period. This opinion, however, is merely a vulgar prejudice, neither founded on reason nor experience.

As the Thrush is in some cases very mild, and in others very unfavourable, the symptoms and danger attending the disease vary on different occasions.

This complaint appears in the form of small

white  
\* This is termed, in medical language, APHTHÆ.



white spots on the corners of the lips, tongue, and inside of the cheeks and throat, resembling little pieces of coagulated milk. These spots begin in the mouth, and gradually spread over the lips, palate, &c.; and it has been alledged with apparent probability, that in some cases they are continued from the gullet through the stomach, and whole tract of the intestinal canal.

When the disease is favourable, the spots are few in number, and are confined to the mouth; and the child seems to suffer little inconvenience from them.

But in the more malignant species of Thrush, the spots are so close and numerous, that they run into each other, forming one uniform tenacious crust, covering the whole mouth, palate, and throat; and hence they render the infant incapable of sucking. In such cases, before the spots appear, the child is generally much depressed, and disposed to sleep; his pulse is almost imperceptible, his extremities cold, and he appears at the point of death. When the spots are perceived, the pulse gradually rises; feverish heat, and increased action of the blood-vessels succeed, attended with great restlessness; and the mouth becomes so tender, that the infant is incapable of grasping the nipple, or of swallowing the mildest food; and in making the attempt, his mouth often bleeds immoderately, or fits are induced.

In the progress of this disease, the spots change their appearance considerably. In favourable cases, they gradually become yellow, and the intermediate parts have generally an inflamed red colour; but when the disease is of the malignant species, the



the spots have a purple or livid hue, which commonly terminates in a gangrenous or mortified appearance.

When the Thrush is to be considered as a disease, it is usually preceded or attended by complaints in the stomach and bowels, as vomiting, cholick, and violent looseness,

The nature of this disorder is different in different cases. When the infant suffers little uneasiness except what proceeds from the soreness in the mouth, it may be looked upon as a local disease, induced by some irritation applied to the delicate parts which are affected, as very warm spoon-meat, &c.

But when disorders in the stomach and bowels, or feverish symptoms, precede or accompany the Thrush, it may then be considered as the effects of a general derangement of the system; and its termination may be expected to be more or less favourable, according to the degree of strength which the infant has, and to the violence of the attending symptoms.

The remote causes of the Thrush are various, as improper nourishment \*, confinement in impure air, in some cases specific contagion, and exposure to cold or moisture.

THE means of cure in the mild species of this complaint, although simple and obvious, require some attention; for as the spots are quite superficial, they may be readily removed by the application of any astringent medicine, but if they

\* Children who are brought up by the hand, as it is called, are very much subject to this disease; and in them it often proves fatal.



are forced off prematurely, a second crop, in greater quantity, more obstinate in duration and more deeply seated, will succeed; and if the same improper treatment is repeated, a new series of spots will invariably recur, attended with increasing violence, in proportion to the frequency of repetition.

No astringent lotion or powder ought therefore to be employed, till the spots change from a white to a yellow colour, when the common remedy of Borax, mixed with sugar or honey\*, may be safely allowed.

The ordinary practice of washing the spots with a rag-mope is always productive of bad consequences.

It is in this species of the complaint alone that a solution of currant-jelly, in water, or syrup of roses, with spirit of vitriol, &c. are admissible. Bad consequences often follow the indiscriminate use of jelly and chalk, which many prescribe.

In the treatment of the malignant kinds of Thrush, the great object to be aimed at should be, to support or restore the strength, and to correct the disorders in the stomach or bowels.

With these views, when the infant cannot suck, he should be fed with weak beef-tea; and thin panada with a small proportion of wine, or beef-tea with a little bread broke down in it, ought to be given by way of *Lavement*, every three or four hours. In the most malignant species of the disease, Peruvian bark, in decoction, or mixed with thin starch

\* viz. In the proportion of an eighth or sixteenth part of Borax, powdered, to one of sugar or honey.



starch, should be exhibited frequently in the same manner.

Blisters applied to the back and legs, in succession, are useful in some cases.

For the purpose of correcting the disorders in the stomach and bowels, gentle vomits will sometimes be necessary; and when the stools appear green, and have a sour smell, Magnesia and prepared Crabs Eyes, in the forms recommended in the Appendix, must be prescribed.

When the stools are very loose, have the appearance of dirty water, or are fetid, doses of Laudanum, proportioned to the age of the infant must be given from time to time.

The particular state of the system in these cases often renders the fluids in all the passages highly irritating, which tends much to aggravate the complaint. To remedy this, some means should be used, such as putting into the mouth from time to time, a tea-spoonful of thin mucilage of Gum Arabic, or of liquor prepared with the white of an egg, beat up with a little water and sugar, to which a single drop of Oil of Anise may be added.

In these cases, nothing should be applied to the spots, till they become yellow, and the strength of the child be restored.

When there is reason to consider the milk of the nurse to be the exciting cause of the Thrush, she ought to be immediately changed.

The nipples of the nurse will be often injured by the fore mouth of children, if they are not defended with a little mucilage before the infant is allowed to suck, and washed with weak Brandy,



or spirits and water, immediately after he is taken off the breast.

## SECTION V.

### BOWEL COMPLAINTS.

**C**HILDREN, from the delicate structure of their digestive organs, are much subject to disorders in the bowels, which frequently assume the most alarming appearances.

Nature has very fortunately rendered the stomach of infants so irritable, that when it is overfilled, or loaded with indigestible substances, vomiting is usually induced; but as habitual vomiting gradually impairs the vigour of the stomach, every precaution which can be suggested should be employed to guard against the causes of this complaint.

For this reason, children, as has been already advised\*, ought not to be permitted to suck too much at a time; and large quantities of spoon-meat should never be given in the early months. The intention of spoon-meat at that period is not to appease hunger, but to accustom the infant to a change of diet. A small proportion only, therefore, ought to be allowed, till towards the period of weaning; and although it must necessarily be given when the child is hungry, to induce him to take it, his appetite should never be completely satiated.

When the infant appears much oppressed, is unable to suck, has a heavy eye, and a strong-smelling breath, there is reason to believe that his stomach is disordered; and therefore, if he does  
not

\* Page 281.



not vomit naturally, a simple emetic should be given; and even although he does vomit spontaneously, in many cases a small dose of Ipecacuan\* will be beneficial.

After the stomach is in this manner emptied, the contents of the bowels should be evacuated by proper doses of Magnesia and Rhubarb, or of any other gentle laxative.

INFANTS are liable to COLIC PAINS, which often occasion the most threatening symptoms; for in some cases the child suddenly cries incessantly, or by starts, loses his colour entirely, has oppressed breathing, coldness in the extremities, and a variety of other alarming complaints. If in these cases the infant draws up his little limbs to his belly, or wreathes his body, if his belly be swelled, and he has a partial looseness, the cause of his sufferings will be readily discovered to proceed from Colic.

The delicacy of the bowels of infants renders them affected by the most apparently trifling causes; and hence many circumstances induce Colic pains in them. Exposure to cold, inattention to changing the cloths when they become wet, too great a quantity of spoon-meat, too large doses of Magnesia, a collection of acid slime in the stomach or bowels, and some fault in the milk, may severally be productive of this complaint.

THE cure of Colic is by no means so simple as many have imagined; for not only the exciting cause of the complaint must be removed, but also the effects which are communicated to the whole system

C c 2

\* For Emetics for children, see the Forms of Medicine.



system from the derangement of the digestive organs.

WHEN this disease proceeds from exposure to cold, or from the long continued application of wet cloths from carelessness of the nurse, the infant should be put into warm water up to the arm-pits, and kept there for ten minutes, or a quarter of an hour. He ought then to be well rubbed, till he is quite dry, wrapped in warm flannel, without the intervention of linen, and laid in bed. By this treatment, if the complaint is not complicated with disordered stomach or bowels, the child will soon fall asleep, and awake in perfect health.

THE impatience of nurses induces them to have recourse to spoon-meat whenever the infant is fretful, instead of employing other means, which would indeed give them more trouble. The consequence of this is, that the stomach, unable to digest it, becomes filled with air and sour meat. It is therefore painfully distended, and the bowels are irritated by the acid contents of the stomach passing into them.

In such cases, the cure must consist in the exhibition of vomits and gentle laxatives; and after the stomach and bowels are emptied, the warm bath, as already directed, will contribute greatly to restore to the general system its former regularity.

MANY infants have their stomach and intestines often painfully distended with air, where nothing but the mother's milk is allowed them. It has been long the custom to give spirits and water, or Carminative medicines, in these cases; but although



though the latter, as a little Anise Sugar, &c. may be necessary on some occasions, yet the former should be had recourse to with great reluctance; for by proper exercise the process of digestion will be much better promoted than by any artificial means applied to the stomach; and flatulencies will never take place where that important function is duly performed.

MANY women, from the best motives, but the most improper views, torment their infants with the frequent exhibition of Magnesia; because that medicine has little taste, they foolishly imagine that it can do no injury. But the operation of Magnesia depends on that substance undergoing a change in the stomach or bowels, which gives it the same properties as the laxative *Salts*; and therefore, if too large a dose of these occasions Colic pains in grown persons, the Magnesia must, when given in too great quantity, produce the same effects in infants.

If the Colic is discovered to proceed from this cause, a tea-spoonful of weak beef-tea should be given from time to time, and a small dose of Laudanum\*, by the mouth, or by way of *Lavement*, will generally relieve the pain.

The internal surface of the stomach and alimentary canal is constantly lubricated with slimy fluids, which defend it from injuries, and accomplish the digestion of the food.

Any irritating substance applied to the delicate parts which furnish these fluids, increases the quantity; and hence the digestion is interrupted,

C c 3 because

\* See the proper doses of Laudanum for children in the APPENDIX.



because the collection of slime prevents the due preparation of the food, by constantly exciting the action of the organs in which that process is carried on.

Nothing contributes more to increase the quantity of slimy fluids than the common pernicious habit of giving much Sugar in the meat of children. A little of that substance is proper and necessary; but the meat ought never to be what can be termed *sweet*; for the taste of the Sugar should scarcely be perceived.

In cases where slime has accumulated in the stomach or bowels, it soon becomes acid, and consequently the stools have a green colour and sour smell.

The cure of Colic originating from this cause will be effected by the exhibition of what are styled *Absorbent* medicines, after the stomach has been emptied by a vomit. Magnesia, prepared Crabs Eyes, &c. may be occasionally used, singly or united, with these views\*.

WHEN Colic occurs along with violent fever, and constipated state of the belly, the event will often be precarious. The warm bath, emollient *Lavemens*, gentle laxatives by the mouth, sometimes bleeding with Leeches, and a variety of other means, must be had recourse to; but as these cases ought always to be committed to the charge of a skilful practitioner, it would be unnecessary to detail in this work the particular circumstances which require the use of each of these remedies.

THE  
\* For the forms in which Absorbent medicines may be given, see the APPENDIX.



THE milk of the nurse sometimes causes gripes. The common opinion, that passions of the mind affect the state of the milk, seems well founded. The obvious cure of this kind of Colic is, to prevent the infant from sucking when the mind of the nurse is agitated, and where the gripes are induced, to put him into the warm bath.

LOOSENESS of the bowels in children frequently occurs, independent of Colic, and sometimes proceeds from the same causes.

When the health of the infant is not injured by this circumstance, and what is passed has a natural appearance, it is not to be considered as a complaint, and is often a salutary and critical evacuation.

But when the child becomes emaciated, his flesh flabby, his colour pale, and his vigour impaired, the looseness, whatever the appearance of the discharge may be, ought to be moderated, but not suddenly checked.

For this purpose, in most cases, a vomit should be first exhibited, and then Absorbents may be given; while at the same time proper precautions are adopted, to prevent the recurrence of the same cause which originally induced the complaint.

WHEN the stools are very watery, of a blackish colour, and having an offensive smell, *Lavemens*, consisting of thin Starch, or Rice gruel, with Laudanum, prove the best palliatives. But in these cases, the disorder frequently continues till the child is exhausted, unless proper attention be paid to his diet. Many delicate, puny infants have been saved from threatening death by the  
use



use of weak veal or beef-tea, given twice a-day, without any bread. Country air and the cold bath are on such occasions highly beneficial.

ASTRINGENT medicines ought never to be prescribed to children without the greatest caution, as the worst effects have often followed their use.

FROM the view thus exhibited of the disorders in the stomach and bowels, to which infants are liable, it will appear evidently, that much judgment is in many cases necessary to distinguish the source of the complaint, and to determine the method of cure; and therefore it is incumbent on parents to pay the greatest attention to such diseases, and never to delay consulting a skilful practitioner till the general system is so much deranged as to render his assistance ineffectual.

## SECTION VI.

### CONVULSIONS.

THE Nerves in children, it has been observed\*, are in greater proportion, and more easily affected; than in grown people: hence infants are more liable to CONVULSIONS; for as these complaints depend on an excitement of the Nervous System, causes which can produce no such effect in adults occasion it in children.

Convulsions, at all times alarming and hazardous, originate from many different causes, and require a very great variety of treatment: therefore proper assistance should be always procured in such cases.

But



But although it would be inconsistent with the design of this book to explain minutely the principles on which the cure of Convulsions ought to be conducted, yet it may be of great importance to point out the nature of the disease, that many of the occasioning causes may be avoided. As the event is often very sudden, it will also prove useful to direct the means which may be employed with advantage before the practitioner can be had.—With these views the following observations are offered.

IN some cases Convulsions come on suddenly, in others the attack is gradual, and the first symptoms not easily discerned by the attendants. In the former, the infant, from being in the most perfect health, turns in a moment livid, his eyes and features are contorted, and his limbs and whole frame are thrown into violent agitations. These symptoms are succeeded by a suspension of vital powers, as in faintings, from which the child gradually recovers, or which may be fatal. In the latter cases, the infant shews some degree of uneasiness: he suddenly changes colour, his lips quiver, his eyes are turned upwards, and he unexpectedly, as it were, stretches himself out, or his hands become clenched.

Sometimes the child has a rapid and continued succession of violent or trifling fits, and sometimes they recur at distant intervals.

CONVULSIONS in infants are induced by every circumstance which can affect the nervous system in general, or which produces a violent irritation on any particular nerve.

The sudden repulsion of an eruption, or stoppage



page of an habitual evacuation, confinement in impure air, pressure on the brain, and the particular state of the body previous to some eruptive diseases, as the smallpox and measles, act in the former way; and irritating substances applied to the stomach or bowels, as improper food or medicines, worms, &c. the Cutting of the teeth, as it is termed, and wounds in any sensible part, &c. operate in the latter manner.

The necessity for the most guarded caution in the treatment of children cannot be too strongly inculcated; for on many occasions the most trifling neglect will produce frightful Convulsions. Infants are often seized with this disease, from having received a small quantity of spirits and water, or from being permitted to swallow improper substances; and in many cases the cause can be traced to the prick of a pin.

THE danger in every case of Convulsion is in proportion to the violence of the fits, and also depends on the cause which induced them. When they precede eruptive diseases, they generally go off when the eruption appears; and when they occur in consequence of repelled Rashes, or suppressed evacuations, their return is prevented by the eruptions being made to recur, or by the substitution of artificial discharges.

But when the fits are violent and frequent, and when they proceed from pressure on the brain, or any cause which tends to keep up the irritation in the system, they generally terminate fatally. The same event often follows a single fit, by whatever cause the disease is occasioned; and when  
one



one attack has been long continued, and attended with alarming symptoms, much may be dreaded from its recurrence.

As the cure of Convulsions must be necessarily very different in different cases, it is impossible to describe any means which will be successful on every occasion.

When an infant is seized with a violent fit, without any previous complaint, he ought to be exposed freely to the open air, by which he will be commonly recovered.

After this, if his pulse is strong and quick, blood-letting, by the application of leeches to the feet, will be found useful, but if he appears sick and oppressed, loaths the breast, or exhibits any signs of a disordered stomach, a vomit should be immediately given, and the bowels ought to be opened by an emollient *Lavement*.

In cases where there are no symptoms of increased action of the blood-vessels, nor of any derangement of the stomach or bowels, the cause of the fit must be searched for, otherwise no probable means of relief can be adopted. For this purpose, the infant ought to be made quite naked, and placed in the warm bath, while every part of his body should be carefully examined, that any wound or other injury may be discovered.

THE precaution of stripping the child should be observed on every occasion where the cause of the convulsion is not very obvious, as the fits may originate not only from a fall, which the nurse endeavours to conceal, but even, as has already been remarked, from the prick of a pin.

WHERE,



WHERE, from the previous indisposition of the infant, there is reason to believe that the convulsions precede some eruptive disease, he should be immediately put in the warm bath, after having been exposed for a minute or two to the open air, and then ought to receive from time to time small doses of any gentle cordial \*. By these means the eruption will usually soon be thrown out, and the child consequently relieved from the fits; but in some cases a Blister on the back or legs, must be applied before this favourable event can be affected.

THE treatment when convulsions depend on the Cutting of the Teeth, is directed in the section on *Teething*.

WHEN a child seems to be suddenly deprived of life by one or two fits, if he appeared previously in good health, he ought on no account to be considered as irrecoverably lost; but the common means for restoring suspended animation should be carefully employed as long as his colour is not entirely changed; and in every case of apparent sudden death from this cause, they ought to be continued with patient perseverance for some time.

## SECTION VII.

### SMALLPOX *by* INOCULATION:

THE introduction of Inoculation into Great Britain and other northern parts of Europe may

\* See in the APPENDIX the proper Cordials for children.



may be considered an important æra in the history of medical improvement; and the increasing progress of the practice, should be regarded as the most convincing proof of the advantages which have been found to proceed from it.

The smallpox, it is well known, was a disease of the most alarming nature before inoculation was discovered; for above two thirds of all who were afflicted with it became its victims. It is indeed true, that only perhaps one in four or five of these died; but the rest were either much disfigured, rendered blind, or had complaints in consequence of the disease, which proved the cause of a lingering death.

But by inoculation all these accidents are prevented; for not above one in a hundred dies, and very few are in the smallest degree marked.

MANY plausible objections have been urged against this practice, two of which only, however, require a serious refutation. The first is, that since the introduction of inoculation, the number of deaths having not been diminished, the Smallpox occasioned by artificial means do not throw off that noxious matter from the habit, which it is supposed the disease in the natural way certainly does.

This argument, founded on false information, and supported by ideal reasoning which cannot be easily overturned by direct proof, has unfortunately appeared too convincing to many people. The irregular manner in which the registers of the annual deaths in Great Britain have been hitherto kept, while it first gave origin to this



objection, still prevents a complete unreserved refutation of it.

But no experienced practitioner who has attentively observed the cases which have been under his management, can possibly deny that the mortality of children in all ranks of life has decreased very much within these twenty years; and it must be obvious to every person above fifty years of age, that the beauty of the human race has improved considerably within the same period.

Nature has not surely in vain bestowed on the Countenance of Man that beautiful assemblage of features, which, unless destroyed by disease, serve so admirably to express his passions. In a political view, therefore, every means which can improve the beauty without impairing the health, ought to be encouraged; and hence, were it even proved that inoculation does not lessen the number of deaths, it should be recommended for this purpose.

The other objection, calculated to interest the feelings of every parent, has had much influence in depriving many of the benefits which may be derived from inoculation. A child, it is alleged, may never be infected with the Natural Smallpox; if therefore that disease is artificially induced, should the event prove unfortunate, the parents have great reason to blame themselves.

But as very few who take any part in the active scenes of life, can avoid being exposed to the contagion of this disease, it is certainly incumbent on those to whose charge the care of infants is intrusted, to adopt the means which Providence has put in their power to protect them from the dangers



dangers attending the natural Smallpox. The reflections of parents who do not inoculate their children, compared with those who do, on the supposition of an unfortunate event in both cases, will be found of a very opposite nature.

The former, having neglected to afford their offspring the proper chance for life, or for the prevention of blemishes which may make them miserable during the whole period of their existence, or may prove the source of much future distress, will unavoidably feel the most disagreeable sensations; while the latter, having fulfilled their duty, by taking the most effectual method of procuring health and comfort to their children, will enjoy that satisfaction which always succeeds conscious rectitude of conduct, and will consequently be consoled for their loss.

Inoculation, however, is now so universally adopted, that these observations may perhaps appear unnecessary.

THE period of life at which this operation should be performed, is not yet determined by authors or practitioners. Where every circumstance is favourable, between the third and fourth month after birth seems to be the most eligible time for inoculating children who are placed in large cities. They have then acquired sufficient strength to undergo the disease, and they are not yet troubled with the complaints which attend teething. If it is deferred to a later period, they must be continually exposed to be infected with the Smallpox naturally, if ever sent into the public streets or walks; or the prevalence of the disease in the neighbourhood, or the accidental occurrence



urrence of it in the family, may render inoculation indispensable, although the infant is not in a proper state for the operation.

But when a child cannot be with safety inoculated at that period, the first favourable opportunity must be embraced, even although it should become necessary to protract the term of nursing for a few weeks; for the Smallpox would be dangerous immediately after weaning.

As a considerable interval commonly takes place between the appearance of the first four teeth and the subsequent ones, many children may be inoculated as soon as they recover from the effects of cutting these.

If this important operation is unavoidably delayed till the infant is weaned, he should be allowed to recruit completely before it be performed.

One very important advantage derived from the artificial manner of inducing the smallpox, is, that the operator has it in his power to communicate the disease when the body of the child is in such a state as to be capable of resisting the effects of the complaint; if therefore an infant is inoculated when much weakened, or when affected with any indisposition, the design of the operation will be materially frustrated.

The great success which in general attends inoculation, has rendered practitioners within these few years less attentive to the health of the children on whom they operate, than is consistent with their duty or interest. To this circumstance the death of some infants under this operation, and



and the great danger of others, cases which from time to time occur, may be generally attributed.

The greatest attention should be therefore paid to the state of a child before inoculation be determined. It is not enough that he *appears* healthy and thriving; for the most convincing proofs that he *really* is so, should be obtained.

An infant ought on no account to be inoculated whose flesh is flabby, or who has had a long continued bowel-complaint, who has any rash on his skin, or who does not appear to have as much strength as children of his age and form generally have. Where a cough or febrile symptoms appear, or where the teeth seem to be at hand, no prudent practitioner would think of the operation; and the same caution should be observed where an infant has been exposed to the contagion of Smallpox or measles.

THE method of inoculating is now much more simple than formerly; it consists merely in insinuating the point of a lancet or needle, previously dipt in Smallpox matter, between the scarf and true skin, in one or two points, on the left arm, and retaining it there for two or three seconds, that the matter may be taken off the instrument, and left.

Many errors are daily committed in this apparently trifling operation. The choice of the *Matter*, though a most material object on these occasions, is often injudicious. The vulgar prejudice, that hereditary diseases may be communicated by inoculation, is certainly ill-founded; and therefore matter from Smallpox in any case may be used, unless the practitioner wishes to a-



void the smallest risk of being blamed by parents. But sometimes the *Chicken pox* so nearly resemble in appearance and progress the Smallpox, that many children have been inoculated with matter from them, have had a disease supposed to be what was intended, and have afterwards been infected with the natural Smallpox. Every practitioner, therefore, should be cautious in the choice of the matter which he employs for inoculation.

Although recent matter always succeeds more certainly than what is kept for some time, a practitioner should avoid inoculating an infant immediately after he has taken the matter from the infected child, otherwise he may communicate the contagion in the natural way. But when from particular circumstances this precaution cannot be adopted, the child to be inoculated ought to be placed at a window, so that a stream of air may pass between him and the operator.

When matter dried on a lancet or needle is used, it is customary to moisten it by the steams of warm water. Care should be taken not to soften it too much; for it cannot then be carried on the point of the instrument into the skin.

Two punctures are generally made, that the operation may not fail; but they should be placed at the distance of an inch and an half, or two inches, that if both inflame, they may not become one sore.

In infants, a drop or two of blood unavoidably follows the punctures, and sometimes carries away the matter. This accident can be prevented by wiping off the blood gently, and then applying



ing to the wound a little of the matter scraped from the lancet. A small piece of court-plaster should perhaps be put over one of the punctures, to keep the matter from being rubbed off by the cloaths; it may be removed, after twenty or thirty hours, by means of warm water.

THE medicines which many operators obtrude on infants, with the intention of *preparing* them for the Smallpox, are generally unnecessary, and often hurtful. Nothing with this view but two or three doses of any gentle laxative, at the distance of three days from each other, should be given. Little alteration in the diet of the Nurse is ever necessary, especially if the mother performs that task; but as hired nurses usually indulge in too rich and plentiful a diet, proper restrictions should be enjoined, and a dose or two of laxative Salts ought to be prescribed before the eruption is expected.

THE punctures made by the operation begin usually to inflame on the third or fourth day, and assume a regular shape, which is an indication that the inoculation has succeeded; for if it fails, although the scratch may inflame, yet it cannot be felt hard and prominent, and has no regular form.

On the eighth, ninth, or tenth day, the child sickens, as it is termed. He becomes uneasy, exceedingly fretful, and feverish. Sometimes he starts very much; and in other cases is seized with convulsions. But these symptoms, if properly treated, are never dangerous, and continue only for a short time.

After thirty, forty, or fifty hours, the eruption appears,



appears, and continues to come out for three days commonly. The Pox are generally quite distinct, few in number, and confined chiefly to the extremities, or to those parts which are usually next the nurse, or where there is the greatest heat.

When the eruption is completely out, all uneasy sensations subside till about the sixth or seventh day, when the pustules, which had continued to increase in size from their first appearance, become red at their base, consequently sore, and are gradually filled with matter; during which the infant is again, in most cases, fretful and uneasy for thirty-six or forty-eight hours, when the pustules having ripened, he is relieved. The Pox then change their colour, first on those parts exposed to the air, the matter is dried up, or the pustules are blackened, as it is said, and they scale off by degrees.

If there has been a copious eruption, the face swells during this stage, and the infant is blind for two or three days.

The child is ordinarily completely recovered from this disease between three and four weeks after inoculation.

This is the usual progress of the Small Pox induced by artificial means. But in many cases a variety in the symptoms, and in the order of their occurrence, takes place.

On some occasions, the arm does not inflame till the tenth or twelfth day; the eruption does not appear till the seventeenth, eighteenth, or twentieth: and in these cases there is often a second crop on the fifth or sixth.

When inoculation has been performed on a  
weakly



weakly child, the eruption does not come freely out; or if it does, the pustules continue flat, and become livid, and sometimes they are in such quantity, that they run into one another, and the whole body of the infant is covered with them.

THE treatment of the favourable Small pox is well known. When the sickness, &c. begin, the child is kept very cool, and attention is paid to the state of his belly. If threatened with fits, he is exposed to cold air till recovered, and then put into the warm bath, to promote the eruption. After the pustules appear, if the infant is no longer uneasy, he is kept much in the open air, and confinement is guarded against. When they begin to suppurate, the pain is moderated by small doses of Laudanum; and when they scale off, a few doses of any gentle laxative are prescribed. If the wound in the arm is very painful, and much inflamed, it is commonly dusted frequently with hair-powder; and in some rare cases, emollient poultices are applied.

WHEN the disease is violent, and the symptoms indicate danger, a variety of treatment will be necessary; but that must be directed by a skilful practitioner. A caution should be given, not to recommend the cold regimen indiscriminately; for on some occasions moderate warmth, and weak cordials, are of as much importance, as exposure to cold and the prohibition of every thing heating are useful in general.

C H A P.



## CHAPTER IV.

DISEASES WHICH OCCUR BETWEEN THREE OR FOUR MONTHS AFTER BIRTH AND THE PERIOD OF WEANING.

**T**HE diseases included in this chapter do not comprehend every complaint to which infants are liable during the period mentioned; they are only the most common which occur.

As the duty of medical practitioners consists as much in the prevention as the cure of diseases, a few directions respecting the proper method of weaning children, and the age at which that important change should be made, form the last section of this chapter.

## SECTION I.

## MILK BLOTCHES\*.

**A** White or dusky scabby eruption, principally affecting the Brow, or some part of the head or face, in many cases appearing in different distinct patches, in others spreading considerably in one continued crust, is known to nurses by the name of MILK BLOTCHES.

These scabs are always superficial; consequently never leave any scar, unless they are improperly treated. They are attended with no fever, or obvious derangement of the system, although they often continue for weeks or months.

Eruptions of this kind generally only occur in gross children, and seem to proceed from too rich milk.

\* This complaint is called, in medical language, the LACTUMN, or CRUSTA LACTEA.



milk. The cure therefore commonly depends on the abstinence of the nurse from much animal food, and from all fermented liquors.

The anxiety which parents and nurses often express to have these ugly appearances removed, has induced many practitioners to interfere unnecessarily and improperly.

It should always be remembered, that these eruptions are critical and salutary; and therefore, when from excessive itching it becomes necessary to apply to them a weak solution of Sugar of Lead, the bowels should be opened, and a looseness occasioned.

Every active medicine, such as large doses of Sweet Mercury, waters impregnated with Sulphur, &c. ought, if possible, to be avoided.

## S E C T I O N II.

### TEETHING.

**I**NFANTS seem to feel a variety of complaints in consequence of TEETHING. Many suffer much less than others; but all are affected in some degree.

It appears very wonderful, that pain should attend a natural and necessary operation; and therefore the circumstance has been denied. But no reasoning can overturn matters of fact; for the experience of every nurse proves, that the most vigorous and healthy children feel much uneasiness during the period of Teething.

Although



Although infants are sometimes born with two or four Teeth, these generally continue within the Gums, as was formerly remarked \*, till five, six, or seven months after birth, when the two middle fore-teeth of the lower, and then, in a few days or weeks, the corresponding ones of the upper jaw appear.

After this an interval of several weeks commonly takes place, before the remaining fore-teeth, which usually are cut in the same order as the former, succeed.

During the ordinary period of sucking, children seldom cut more teeth than these; though at the end of the second year they have ten in each jaw.

The symptoms which precede and accompany the eruption of the teeth are more or less violent, according to the succession in which the teething proceeds, to the resistance which the gums make, to the irritability of the infant's constitution, &c.

In the most favourable cases, the pressure of the teeth on the gums occasions some pain, and causes an increased flow of the fluids furnished by the mouth: hence the child is fretful, restless during the night, frequently thrusts his little hands, or whatever he can get hold of, into his mouth, to rub his gums, flavers continually, and from the passage of some of the spittle into the stomach and bowels, he has occasionally sickness, gripes, and looseness.

At last the corner of a tooth is perceived; but the uneasiness still continues for some days, when a second one is cut.

During the interval between the eruption of  
the

\* Page 270.



the lower and upper teeth, the child recovers his strength and usual good health; but is soon again subjected to the same uneasiness.

WERE these the only complaints which attend Teething, little danger might be apprehended; but sometimes, instead of these, a train of the most formidable symptoms occurs. In strong robust children, a violent fever frequently precedes the eruption of every tooth; the gums are swelled and inflamed, the eyes much affected, the belly bound, the skin hot; and the infant cries incessantly, is unable to suck, and never enjoys uninterrupted sleep for any length of time.

Weakly children, where teething is painful and difficult, are oppressed with sickness, loath all kinds of food, lose their colour, fret perpetually, have a constant looseness, and become quite emaciated. Irritable infants, under the same circumstances, besides these symptoms, are subject to convulsions, which recur from time to time, till the tooth or teeth are above the gum.

All the symptoms in children of every description are much aggravated, if several teeth cut at once, or in immediate succession; cases which sometimes happen.

The treatment of the ordinary complaints attending teething should consist in moderating the pain, in regulating the state of the belly, and in the continued employment of every means which can promote the general health of the infant.

With these views, small doses of Laudanum should be given at bed-time, when the child seems greatly pained. He ought to be fed with beef-tea twice a-day, if weakly, and if his bowels be  
very



very loose, and should be kept as much as possible in the open air, when the weather is favourable. The cold bath ought never to be laid aside in these cases, as nothing is more conducive to strengthen the child. Looseness, if excessive, must be moderated, and if the belly is bound, should be artificially induced by gentle laxative medicines.

Children feel an urgent desire, during Teething, to rub their gums; and, under certain regulations, may be safely indulged. But the common substances put into their hands for this purpose, as Coral, &c. by bruising the Gums, may occasion violent inflammation in these parts; and therefore the softest materials should be selected, such as a small piece of fresh Liquorice root, or, as the vulgar employ, a piece of wax candle.

The management where alarming symptoms occur is more complicated, as it must be varied according to circumstances.

When fullness and quickness of the pulse, increased heat, flushed face, frequent startings, oppressed breathing, immoderate fits of crying, &c. indicate a violent fever, the application of Leeches becomes indispensable; after which the warm bath is useful. The belly should be opened by laxative medicines and emollient *Lavemens*; and every means ought to be pursued which can diminish the action of the heart and arteries. In these cases, however, unless the irritation on the gums be removed, the feverish symptoms often resist every treatment which can be suggested.

The most effectual method to accomplish this desirable object is, to cut the gum down to the teeth.



teeth. This should be performed with a Lancet, and not by the nails of a nurse, nor by a sixpenny-piece, as many female practitioners of midwifery advise.

This operation ought never to be delayed, when the infant is seized with convulsions about the period of Teething, even although the protrusion of the gum does not announce the approaching eruption of the teeth. On these occasions, the under jaw must be first cut; and if, by dividing the gum at that part where the first teeth commonly appear, the lancet is found to rasp against a hard substance, the removal of the fits will shew, that the practice has been successful. But if no teeth are felt, and the convulsions recur, then the upper jaw should be cut in the same manner. I have often known fits which had daily attacked infants for many weeks, and had resisted the power of every other remedy, disappear entirely after cutting the gums. As no danger can follow this simple operation, it ought to be had recourse to more frequently than practitioners seem willing to allow.

When troublesome cough, soreness of the eyes, &c. attend Teething, they can seldom be perfectly cured, till after the painful stage of that process.

As children are always exposed to much danger when the symptoms of Teething are violent, proper assistance should be had recourse to; for parents are not capable of directing the management in such cases.



## SECTION III.

## INFANTILE FEVERS.

THE feverish complaints which attack children are generally merely symptoms of some other disease. Their duration is seldom considerable; and although violent while they continue, they are not frequently productive of danger, if properly treated.

The causes of INFANTILE FEVERS, therefore, are very numerous. Exposure to cold, disordered stomach or bowels, teething, and, in short, every thing which can excite an increased action in the heart and blood-vessels, readily induce them.

The treatment of these complaints must depend entirely on the causes; and the proper method for remedying most of them has already been detailed.

When the cause of Infantile Fevers, as sometimes happens, cannot be discovered, attention should be paid to moderate the symptoms. For this purpose, vomits, gentle cordials, the warm bath, or leeches, and blisters, will be occasionally necessary.

Parents ought to be encouraged never to loose hopes of the recovery of children in these complaints; for many cases have occurred, where the disease terminated favourable, after the most eminent practitioners had deserted them as lost. The most unremitting attention should therefore be constantly paid to infants affected with Fever, as long as life continues. When food cannot be  
given



given by the mouth, a child may be nourished for many days by *Lavemens*, composed of bread-berry and wine, or beef-tea.

## S E C T I O N IV.

### C R O U P.

**O**F the diseases incident to infancy, the CROUP is perhaps the most alarming, for it often proves fatal within thirty-six hours from the first attack.

This disease is most prevalent in marshy countries, or in those situated in the neighbourhood of the sea. It occurs more frequently in winter and spring than at any other season; but those children who have once had it are apt to be affected with it, if exposed to cold at any time in moist weather.

The Croup seldom appears in children after eight or nine years of age; but before that period, infants of every age and habit are subject to it.

It has been by some practitioners supposed to be contagious; for two or three children in the same family have fallen victims to it within one week. But this can probably be explained from their having been all exposed to the same exciting cause of the disease.

On some occasions the symptoms of the Croup steal on by imperceptible degrees; in other cases they appear unequivocally at once. When the infant feels a difficulty of breathing, attended with a loud noise in the throat, which can be heard at a  
considerable



considerable distance, flushed face, and quick full pulse, the disease has really commenced; and when a child has a hard hoarse cough for several days, during damp weather, the complaint may be with reason dreaded.

This disease is attended at first with symptoms of violent inflammatory fever; but these disappear in a few hours. The pulse then becomes very quick and feeble, and the face pale and ghastly. The loud hoarse breathing still, however, continues, and does not cease till a few minutes before the child sinks.

The symptoms of the Croup, and appearances after death, plainly shew, that it is occasioned by a local affection of the wind-pipe, which first impedes and then prevents respiration.

The most active means for the cure of this dangerous complaint ought to be employed without a moment's delay. Leeches, vomits, the warm bath, and blisters, are found to be the best remedies.

Unless Leeches are applied at the beginning of the disease, they always prove hurtful. Vomits after blood-letting are commonly serviceable; and the warm bath seems to promote the good effects of both these means. Although blisters are only necessary where the complaint has not yielded to the former treatment; yet, as the Croup is never to be trifled with, a blister should always be applied to the throat, breast, or back, after the infant is taken out of the warm water.

In some cases, other expedients may be advised; but these must be directed by a skilful practitioner.

WHEN irritable weakly children are subject to occasional attacks of the Croup, vomits and the  
warm



warm bath afforded the best means of relief; and the most prudent caution to avoid exposure in damp weather should be recommended.

## SECTION V.

### DIRECTIONS *respecting the* METHOD of WEANING CHILDREN.

**W**EANING forms an important æra in the life of an infant, as on the proper regulation of this great revolution in his mode of living his future health often depends.

Although different countries adopt different practices with respect to weaning; yet it is a rule almost universally established, never to deprive a child of the breast if he does not thrive, unless his indisposition seems to originate from the milk. This is not an uncommon occurrence; for when women give suck too long, a natural change takes place in their system, which renders the milk no longer possessed of qualities proper for nourishment.

The period of Weaning must be influenced by a variety of circumstances besides the health of the child, as season of the year, and constitution of the parents. The winter, for obvious reasons, is a very improper time for this purpose.

When the parents have a scrophulous habit, the child should be sent to a healthy country-woman, as already recommended\*; and he ought not to be weaned till at least eighteen months old. If

the

\* Page 280.



the nurse becomes unfit for her duty before that time, another should be procured.

With these exceptions infants may in general be weaned at any time between nine and twelve months after birth. Too early and too late Weaning should be equally guarded against.

MANY errors are daily committed in the method of weaning children. Some women deprive the infant of the breast at once, and others by the application of mustard or any nauseous substance, to the nipples, endeavour to make him desert the breast of his own accord.

Both practices are equally cruel and improper. A change in diet should be introduced by degrees; and therefore, for several days previous to weaning, the child ought to receive an increased quantity of spoon-meat, and should be allowed a smaller proportion of milk. But unless the latter precaution be attended to, the former practice ought not to be adopted.

When an infant is weaned, it is too common for nurses to give doses of Laudanum, or Syrup of Poppies, (which has the same effects), every night for a considerable time, with the plausible view of obviating restlessness. But except for the first night or two, these medicines should never be allowed. The indiscriminate use of Laxatives is also a prevalent custom among women, and cannot be condemned in strong enough terms. If the bowels are not sufficiently open, laxatives must be had recourse to; but otherwise they ought not to be prescribed.

THE infant should be accustomed, when weaned, to receive food or drink, at stated periods, and  
not



not according to the caprice of nurses. Although this task will at first be somewhat difficult, it can always be accomplished by perseverance; and the benefits which the child himself, and his attendants, will certainly derive from this circumstance, will more than compensate for the trouble attending the attempt. No drink or food ought to be given during the night: for a bad habit would be induced, which might lay the foundation for many future complaints.

The impropriety of indulging infants with spirits and water, wine-whey, &c. has already been fully explained.

AFTER weaning, the food of children should consist of weak beef-tea, panada, light puddings, and the various preparations of milk. Rusk biscuit ought always to be used, instead of ordinary bread. The common preparation of oat-meal, (called pottage or porridge), till within these few years much used in this part of Great Britain, is undoubtedly too difficult of digestion for infants.

Frequent exposure in the open air when the weather is favourable, and an increased degree of exercise, are highly beneficial to newly-weaned children.



# A P P E N D I X.

## F O R M S O F M E D I C I N E S.

### *Observations on the* DOSES *of* MEDICINES.

**M**EDICAL practitioners commonly prescribe liquid medicines in the doses of *table-spoonful*, *tea-spoonful*, or *drops*. But an exact dose can never be given by these measures; for table and tea spoons are very various in size; and fluids poured from a phial fall out in large or small drops, according to the thickness of its edges or to the quantity of its contents.

The doses of medicines recommended in this Work are regulated by a graduated glass-measure, which every family can procure for a trifle. A Table Spoonful is supposed to contain half an Ounce, a Tea Spoonful, a Drachm, and the latter is considered to be equal to seventy drops. When therefore any medicine is regulated in the dose of ten drops, a drachm may be diluted with seven times the quantity of water, and a tea-spoonful will furnish the exact proportion; and the same rule may be applied to every other dose of fluids by drops.

The doses of the Pills are always specified.

The



The doses of Powders and Electuaries should be ascertained by Weight, for which purpose every family ought to be provided with a set of Apothecaries Weights.

The dose of each medicine proper for grown persons and also for children is added to each *Form*.

## A B S O R B E N T S\*.

### M A G N E S I A.

It may be mixed with water or milk.

The dose for grown persons is half a drachm every four or six hours, when necessary; for children, twenty grains once in eight or ten hours.

### P R E P A R E D C R A B S E Y E S.

It may be given in the same manner as Magnesia.

The dose for grown persons is fifteen or twenty grains every hour or two; for children ten grains every two hours.

### L I M E - W A T E R.

The dose for grown persons is a tea-cupful twice or thrice a-day; for children two tea-spoonsful or a table-spoonful, (according to their age), diluted with common water.

A B-

\* When any of the following medicines is suited both to grown persons and children, the doses proper for each are mentioned; but when they are only designed for one or other, the dose for either alone is marked.



## A B S O R B E N T M I X T U R E.

Take of Refined Sugar one drachm,  
 Prepared Crabs Eyes,  
 Magnesia, of each two drachms.

Rub them well together into a fine powder.  
 Then add

of Simple Cinnamon-water two tea-spoonsful,  
 Common water five table spoonsful.

Dose : For grown persons a table-spoonful, and  
 for children a tea-spoonful, every two hours\*.

## A N O D Y N E S.

## O P I U M.

Dose, One grain for grown persons.

## O P I A T E P I L L S.

Take of pure Opium, and  
 Powder of Cinnamon, equal parts.

Form these, by means of Syrup, into pills of  
 one grain each.

Dose for grown persons, Two at bed time, and  
 in particular cases one in the morning.

## L A U D A N U M.

Dose for grown persons, Thirty or thirty-five  
 drops once in twenty-four hours. When it dis-  
 agrees in the ordinary quantity, it may often be  
 given with much advantage in doses of five drops  
 every hour till the proper effect be produced.

The

\* This mixture should be kept in a phial in a cool  
 place, and the glass ought to be well shaken every time  
 it is used.



The dose for children must be varied according to their age. One drop is quite enough at any time during nursing; half a drop is the proper dose for several weeks after birth\*.

When Laudanum is prescribed by way of *Lavement*, the proportion must be more than double what can be given by the mouth.

### P A R E G O R I C E L I X I R.

Dose for grown persons, Seventy drops in a cup of water or gruel.

### R U S S I A N C A S T O R (in fine powder.)

This medicine must be always used fresh powdered.

The dose for grown persons is fifteen or twenty grains once in twenty-four hours, given in marmalade or jelly.

### A N O D Y N E D R A U G H T.

Take of Laudanum thirty-five drops,  
Common Syrup two tea-spoonsful,  
Simple Cinnamon-water a table-spoonful.  
Mix them together.

This medicine, to be taken at once, is only adapted for grown persons.

### A N O D Y N E M I X T U R E.

Take of Laudanum one drachm,  
Tincture of Saffron a table-spoonful,  
Common Syrup two table-spoonsful,  
F f Water

\* The author has been consulted in two cases where four drops proved fatal to children some months old.



Water two ounces.

Mix them together.

Dose, two table-spoonsful at bed-time, and one every five or six hours while pained, for grown persons.

### O P I U M P L A S T E R.

To two ounces of the Stomach-plaster of the London Dispensary, add two drachms of Pure Opium.

To be spread on a piece of leather, and used as directed, p. 134.

### A S T R I N G E N T S.

*For Internal Use.*

O A K B A R K (in powder.)

Dose, twenty grains twice a-day, for grown persons, in jelly or marmalade.

P E R U V I A N B A R K.

Dose, a tea-spoonful twice a-day, for grown persons, in water, port-wine, in jelly, or in a piece of sheet-wafer.

E L I X I R O F V I T R I O L.

Dose, ten or fifteen drops twice a-day, for grown persons, in a glass of spring-water.

A S T R I N G E N T D E C O C T I O N.

Take of Cinnamon two drachms,  
Peruvian Bark one ounce,

Spring



Spring Water three English pints.

Boil these together till only one half remains; then strain off the liquor clearly, after it has cooled, and add

Weak Spirit of Vitriol one drachm,  
Nutmeg, or Dutch Cinnamon water, one ounce.

Dose, two ounces twice a-day, for grown persons.

### STRONG ASTRINGENT DECOCTION.

Take of Canella Alba two drachms,  
Peruvian Bark,  
Oak Bark, of each half an ounce,  
Spring Water two English pints.

Boil these till one pint remains, pour the liquor clear off, and add the same materials as to the former decoction.

Dose, two ounces twice a-day, for grown persons.

### ASTRINGENT INFUSION.

Take of Dried Scarlet Roses a handful.

Pour on these a pint of boiling water.

After four hours, strain off the liquor, and add,

Weak Spirit of Vitriol one drachm,  
Syrup of Roses one ounce.  
Mix them together.

Dose, one or two table-spoonsful, for grown persons, every two or three hours, according to circumstances.



## ASTRINGENT MIXTURE.

Take of Laudanum one drachm,  
 Japonic Confection,  
 Refined Sugar, of each two drachm  
 Rub these together in a glass mortar, and add,  
 Of simple Cinnamon-water one ounce,  
 Spring water three ounces.  
 Mix them.

Dose, a table-spoonful every three hours for grown persons, and for infants a tea-spoonful, diluted with as much water.

## ASTRINGENT POWDER.

Take of Powdered Ginger fifteen grains,  
 Rock Allum half a drachm,  
 Kino (*Gum Kino*) two drachms,  
 Catechu (*Japonic Earth*) one drachm.

Rub these together into a very fine powder.

Dose for grown persons, ten grains every two or three hours, in marmalade or conserve of roses.

*For External Use.*

Solutions of Sugar of Lead. See pages 85, and 86.

## ASTRINGENT LOTION.

Diffolve one drachm of White Vitriol in a pint of spring water.

## STRONG ASTRINGENT LOTION.

Diffolve two drachms of common Allum in one pint of spring water.

AS-







Gentian Root, of each half an ounce.

Pour on these a quart-bottle of red port wine, and filter off the liquor after four days.

Dose for grown persons, a small wine-glassful twice a-day.

### C A R M I N A T I V E S.

#### ANISE SUGAR.

Dose for children, six or eight grains.

#### ESSENCE OF PEPPERMINT.

Dose for grown persons, four or five drops on a small piece of sugar. For infants, half a drop on sugar dissolved in water.

### C O R D I A L S.

#### Æ T H E R.

Dose for grown persons, a tea-spoonful every hour or two, in a glass of spring water.

#### BARLEY CINNAMON WATER.

Dose a table-spoonful for grown persons, and for children a tea-spoonful, diluted in as much water, every hour.

#### CORDIAL DRAUGHT.

Take of Volatile Tincture of Valerian thirty-five drops,

Simple Cinnamon Water,

Syrup, of each three tea-spoonful.

Mix them together.

To be taken at once for grown persons.

CORDIAL



## CORDIAL DROPS.

Take of Paregoric Elixir,  
Volatile Tincture of Valerian, of each  
equal parts.

Mix them together.

Dose, one tea-spoonful in a glass of water for  
grown persons.

## CORDIAL MIXTURE.

Take of Compound Spirit of Lavender,  
Tincture of Saffron, each one tea-spoon-  
ful,

Syrup,

Simple Cinnamon Water, of each half  
an ounce,

Spring Water one ounce.

Mix them together.

Dose for grown persons, a table-spoonful every  
hour or two; for children, a tea-spoonful dilat-  
ed with water\*.

## DIAPHORETICS.

## ANTIMONIAL WINE.

Dose for grown persons, twenty drops every  
hour or two, in gruel, till the proper effect be pro-  
duced; for children, four or five drops every two  
hours.

## DOVER'S POWDER.

Dose for grown persons, twenty grains in gru-  
el or honey.

## JAMES'S

\* A great variety of other CORDIALS might have  
been added; but these, it is presumed, will be found  
sufficient for the purpose designed in this work.



## JAMES'S POWDER.

Dose for grown persons, seven or eight grains, divided into two parts, the one to be given an hour or two after the other, in marmalade or conserve of roses.

## DIAPHORETIC DRAUGHT.

Take of Laudanum,

Antimonial Wine, of each twenty-five drops,  
Simple Cinnamon Water,  
Syrup, of each three tea-spoonsful.  
Mix them.

To be taken at bed-time, for grown persons.

## SALINE JULEP.

Take of Lemon Juice three table-spoonsful,  
Volatile Sal. Ammoniac, one drachm.  
After the effervescence, add,  
Syrup two tea-spoonsful,  
Simple Cinnamon Water half an ounce,  
Spring Water, three ounces.  
Mix them.

Dose for grown persons, two table-spoonsful every three hours.

## D I U R E T I C S.

## OIL OF JUNIPER.

Dose for grown persons, ten drops in gruel; for children, one drop on a little sugar, which may then be mixed with panada.

## N I T R E.

Dose



Dose, ten grains mixed with sugar, and put into gruel, twice or thrice a-day, for grown persons.

### DRIED SQUILL.

Dose for grown persons, a grain three or four times a-day, in the form of pills.

### D R I N K S.

#### ALMOND EMULSION.

Take of Sweet Almonds, blanched, four ounces,  
Refined Sugar two ounces.

Beat them well in a marble mortar, and then add, by degrees,

Simple Cinnamon-water three ounces,  
Spring Water a pint and an half.

Dose for grown persons, a tea-cupful every two hours.

#### BARLEY WATER.

Dose, a little at any time when thirsty.

#### JELLY WATER.

Dissolve two table-spoonsful of Currant Jelly in one pint of boiling water.

Dose for grown persons, two table-spoonsful when thirsty; for children, one or two tea-spoonsful.

#### IMPERIAL DRINK.

Take of Cream of Tartar two drachms,

Outer



Outer Rind of fresh Lemon one drachm,  
Boiling water one quart.

After it is cool, strain off the liquor.

Dose, a tea-cupful every hour or two for  
grown persons; for children, a table-spoonful.

LEMONADE.

RICE-GRUEL.

WATER-GRUEL.

WHITE-WINE WHEY.

The use of these is well known.

E M E T I C S.

ANTIMONIAL WINE.

Dose for grown persons, two tea-spoonstal; for  
children, ten or fifteen drops.

I P E C A C U A N (in Powder.)

Dose for grown persons, fifteen or twenty  
grains, mixed with sugar and warm water; for  
children three or four grains, mixed with syrup.

IPECACUAN WINE.

Dose for children, one, two, or three tea-spoons-  
ful, according to the age.

E M E T I C T A R T A R \*.

Dose for grown persons, two grains dissolved in  
warm water.

VOMITING.

\* Emetic Tartar must never be given to infants; for  
alarming convulsions have often followed its use.



## VOMITING MIXTURE

Take of Antimonial Wine one drachm,  
 Squill Vinegar two drachms,  
 Syrup one-ounce,  
 Spring or Rose Water three ounces.  
 Mix them.

Dose for children, two tea-spoonsful, or a table-spoonful, according to the age\*.

## L A X A T I V E S.

## CALOMEL.

Dose for children, one or two grains in panada, according to the age.

## CASTOR OIL.

Dose for grown persons, a table-spoonful every six hours, till it operates; for children, a tea-spoonful. To be given in gruel.

## CREAM OF TARTAR.

Dose for grown persons, two or three tea-spoonsful at bed-time, with a little Nutmeg in water or gruel.

## LAXATIVE ELECTUARY.

Take of Powder of Jalap twenty grains,  
 Chrystals of Tartar,  
 Refined Sugar, each two drachms.  
 Rub them well together in a marble  
 or

\* This mixture is particularly useful when children are troubled with cough.



or glass mortar, then add,

Lenitive Electuary one ounce and an  
half,

Syrup of Roses, as much as will make  
the whole into a soft consistence.

Dose for grown persons, a drachm every two  
hours till it operates.

#### STRONG LAXATIVE ELECTUARY.

Take of Powder of Ginger ten grains,

Powder of Jalap, in fine powder, one  
drachm,

Cream of Tartar one ounce,

Syrup, as much as will give the whole a  
proper consistence.

Dose for grown persons, two drachms in the  
morning.

#### LAXATIVE PILLS.

Take of Powder of Cinnamon ten grains,

Socotorine Aloes in finest powder,

Castile Soap, each one drachm.

Beat them together in a stone mortar, and then  
add two or three drops of syrup, so as to form a  
mass, which is to be made into thirty-two pills.

Dose for grown persons, two at bed-time.

#### STRONG LAXATIVE PILLS.

Take of Powder of Ginger ten grains,

Calomel half a drachm,

Castile Soap forty grains,

Socotorine Aloes in the finest powder,  
one drachm and an half.

Form these, as directed in the preceding receipt,  
into forty-two pills.

Dose



Dose for grown persons, One or two at bed-time, according to the state of the belly.

### LAXATIVE POWDER.

Take of Calomel three grains,

Powder of Jalap ten grains.

Rub them well together in a glass-mortar.

To be taken in the morning in marmalade, for grown persons.

### LAXATIVE DRAUGHT.

To the Laxative powder add,

Powder of Ginger three grains,

Syrup half an ounce. Mix them.

To be taken in the morning, for grown persons.

### LAXATIVE SALTS.

Of these the best is PHOSPHORATED SODA,  
To be given in Soup in which no Salt has been put.

Dose for grown persons, Six drachms, or one ounce.

### M A G N E S I A.

Dose for children, a tea-spoonful in the morning.

### M A N N A.

To be dissolved in boiling water.

Dose, a tea-spoonful every two hours till it operates. For children.

G g

Take



## INFUSION OF RHUBARB.

Take of Turkey Rhubarb in rough powder one  
drachm,

Refined Sugar a drachm and a half,

Salt of Tartar five grains,

Boiling water two ounces.

After six hours strain off the liquor, and add  
Simple Cinnamon water a table-spoonful.

Dose for children, Two tea-spoonsful, or a ta-  
ble-spoonful in the morning, according to the  
age.

## INFUSION OF SENNA.

Take of Senna without the stalks three drachms,

Tamarinds half an ounce,

Boiling water ten ounces.

After eight hours strain off the liquor.

Dose for grown persons, A small tea-cupful e-  
very hour and a half, till it operates.

## L A V E M E N S. \*

*For grown Persons.*

## EMOLLIENT LAVEMENT.

Take of Common Salt,

Kitchen Sugar, of each a table-spoon-  
ful,

Fine Olive Oil four ounces,

Warm water half a pint.

Mix them.

## ANODYNE LAVEMENT.

\* LAVEMENT in the whole of this Work has been  
used for the English word GLYSTER.



Take of Laudanum one drachm,  
 Olive Oil two ounces,  
 Thin Gruel moderately warm half a  
 pint.

Mix them.

### RESTRINGENT LAVEMENT.

Add to the preceding receipt  
 of Catechu (Japonic Earth) two drachms,  
 Peruvian Bark three drachms.

Mix them.

### STRONG LAXATIVE LAVEMENT. \*

Take of Senna half an ounce,  
 Spring water one pint.  
 Boil them till half a pint only remains, and  
 to the strained liquor add,  
 Common Salt two table-spoonsful,  
 Fine Olive Oil four ounces.

Mix them.

*For Children.*

### EMOLLIENT LAVEMENT.

Take of Common Salt a tea-spoonful,  
 Fine Olive Oil a table-spoonful,  
 Warm water three ounces.

Mix them.

### LAXATIVE LAVEMENT.

G g 2

Take

\* Nourishing Lavemens may be formed by adding  
 to half a pint of beef-tea or thin gruel, fifteen or twenty  
 drops of LAUDANUM.

N. B. The laudanum is added to prevent the glyster  
 from being rejected.



Take of Phosphorated Soda two drachms,  
Boiling water three ounces.

Add, when nearly cool,  
Fine Olive Oil a table-spoonful.  
Mix them.

#### ANODYNE LAVEMENT.

Take of Laudanum five or ten drops, (according  
to the age),

Beef-tea a small tea-cupful.  
Mix them.

#### RESTRINGENT LAVEMENT.

Take of Laudanum the same quantity as in the  
preceding receipt,

Rice-Gruel a small tea-cupful.  
Mix them.

#### R E F R I G E R A N T S.

##### ACIDULATED DRINKS.

Ripe acescent fruits.

##### NITROUS MIXTURE.

Take of Nitre one drachm,  
Refined Sugar two drachms,  
Distilled Vinegar a table-spoonful,  
Spring Water six ounces and a half.  
Mix them.

Dose for grown persons, A table-spoonful every  
two hours when necessary.

STRENGTH.



## STRENGTHENING MEDICINES

## B I T T E R S.

See page 526. 527. for the doses, &c.

## ELXIR OF VITRIOL.

See page 523.

## PERUVIAN BARK (in various Forms.)

See page 523. 524.

## TINCTURE OF BARK.

Dose, A table-spoonful in a glass of wine, barley-cinnamon, or peppermint-water, twice a-day.

## SUGAR OF STEEL. \*

Dose for children, Thirty or forty grains or more twice a-day, according to the age.

## TINCTURE OF STEEL.

Dose, Fifteen or twenty drops twice a-day, in beef-tea or veal-broth.

## RUST OF STEEL.

Dose for grown persons, Half a drachm twice a-day in marmalade.

G g 3

\* Called by confectioners Steel Carvy.



DIRECTIONS *for those who consult a* PHYSICIAN  
by LETTER.

**M**ANY of the complaints to which women and children are liable; can be alleviated or removed by the advice of a skilful practitioner: though some are so rapid in their progress, as to prevent the possibility of consulting a physician at any distance from the patient.

The same disease in different persons often requires a very great variety of treatment; and therefore no general rules can be applicable to every case; hence the advice of one who has been accustomed to any particular line of practice, is with much reason considered on many occasions indispensable.

No physician ought, from principles of honor, to prescribe in any case without consulting with the medical assistant who has already attended the patient; for there are so many peculiarities in the constitutions of different people, that much harm may be done if these are overlooked, or not understood.

But practitioners of midwifery are often necessarily obliged, from motives of delicacy, to dispense with this general rule, and therefore they must learn every circumstance of their patient's situation from her own description. With the view of preventing many of those errors which frequently originate from the imperfect accounts of people unacquainted with the healing art, the few following observations are suggested as directions for those who consult a physician by letter.

The



The age, constitution, situation in life, and ordinary habits of the patient, should be first enumerated. If unmarried, the state of her uterine health ought to be described: if married, the number of children, or miscarriages, and the period between each, must be mentioned, and also whether any of the children had been nursed by their mother.

The present complaints of the patient should be then minutely detailed; and although in as few words as possible, no circumstance ought to be neglected. The nature of the human frame is such, that when one part is deranged, other parts also suffer; but though the practitioner must generally attend to the primary diseases, yet a patient cannot easily draw the line of distinction between those symptoms which constitute, properly speaking, her disorder, and those which originate from them; and hence that should be left for the practitioner.

A summary account of the beginning and the order of recurrence of the symptoms ought next to be given; and the patient's sentiments on the probable causes of the complaint should be added.

The state of the appetite for food, and of the excretions, as perspiration, &c. must be particularly described, as well as the appearance of the tongue.

Lastly, the remedies which have been taken, and their apparent effects, should be accurately enumerated; and the patient ought also to mention to the physician any peculiarity of constitution, which may render the prescription of certain medicines, as opium, &c. improper.

It



It may appear perhaps unnecessary to add, that wherever it can be done, the case for consultation should be written by the family medical assistant.

HINTS *respecting the choice of a NURSE.*

**M**UCH caution, it is obvious, is required in the choice of one to whom so important a charge as that of an infant is confided.

The appearance of health, an unexceptionable moral character, plenty of wholesome milk, and breasts well formed in every respect, with prominent nipples, are always expected in a NURSE. — But these are not the only circumstances which ought to be ascertained. Her child should be healthy and thriving; and no woman who bears a dead child can in general be chosen; for unless the death happened in consequence of some particular accident during delivery, there is always, in such cases, some reason to suspect a fault in the constitution.

Women addicted to the use of tobacco, in any form, and those who have never had the Small-pox, or are very much marked by them, make improper Nurses.

It is not sufficient to avoid nurses who are suspected of having some *disease* which may be communicated to the child; for some blemishes may also be attended with the same bad effects, such as immoderate Squinting.

Sometimes, however, young healthy looking women, having every mark which can be described as constituting good Nurses, are found to be unfit for that important office; and therefore, in  
general



general, no woman should be hired as a nurse who has not already given proofs, by nursing her own child, that she is well qualified for the task.

Although, for reasons formerly adduced, when an infant is necessarily sent into the house of a hired Nurse, a good situation in the country should be chosen; yet no child ought to be placed at a considerable distance from his parents; otherwise those attentions with respect to management, on which his health must depend, will seldom be faithfully paid.

## T H E E N D.







*SAMUEL CAMPBELL, Bookseller and Stationer, No 37 Hanover-square, opposite the Bank, Has constantly for Sale, a very large Assortment of imported, as well as American Books, which will be Sold in Wholesale or Retail, at reasonable Prices. He has lately Published neat Editions of the following Books :*

**B**UCHAN's Domestic Medicine ; or a Treatise on the Prevention and Cure of Diseases.

2 Swedeaur's Treatise on the Venereal Disease.

3 A neat and accurate Edition (being the fourteenth) of the American Spelling Book, with plates, improvements, and frontespiece.

4 Ash's (Dr.) Grammatical Institutes ; or an easy introduction to Dr. Lowth's English Grammar.

5 Gulliver Reviv'd ; containing singular travels, voyages and adventures, in Russia, Iceland, Turkey, Egypt, Gibraltar, up the Mediterranean, and on the Atlantic ocean.

6 Cullen's Treatise of the Materia Medica, printed correctly from the last British Edition, in 2 volumes.

7 The Psalms of David, with Hymns and Spiritual Songs ; also the Catechism, Confession of Faith and Liturgy of the Reformed Church in the Netherlands, for the use of the Dutch Church in North America.

8 Olney's (or Newton's) Hymns, in three Books,—1 On select texts of scripture,—2 On occasional subjects,—3 On the changes of the spiritual life.

9 Watt's Psalms and Hymns, carefully suited to the Christian worship in the United States of America ; bound together or separate.

10 Brown's Folio Family Bible, illustrated with twenty elegant copper-plates, with large



marginal notes, reflections, and observations, in plain or elegant binding.

11 Sermons by Hugh Blair, D. D. &c. vol. 3d. intended to compleat the sets of such as purchased the first 2 vols.

12 The Lounger, a periodical publication, printed at Edinburgh, in the years 1785, 1786, and 1787; 2 vols.

13 Family Bibles, printed on a large type and fine paper, in Quarto size.

14 The American Songster, being a select collection of American, English, Scotch and Irish songs.

15 Zeluco; various views of human nature, by Dr. Moore.

16 Col. Humphries' Miscellaneous works.

17 De Lolme on the English constitution; or an account of the English government.

18 Moore's Young Gentleman and Lady's Monitor, a new edition with a large Appendix.

19 Calvinism and Universalism Contrasted, in a series of letters, from Dr. Young of New-York, to a friend.

20 The Free Mason's Calendar, and Continental pocket Almanac, by the Hon. Samuel Stearns, L. L. D.


††† Booksellers and printers may be supplied with either of the above mentioned Books, by the quantity, in sheets, or in neat binding.

\* \* \* Writing and wrapping Paper, of all kinds and sizes, made at the THISTLE PAPER-MILL, equal to any imported.—Blank Books, Quills, Wax, Wafers, &c.


†† Country merchants and Academies furnished upon very moderate terms, and orders carefully answered.

§ The highest price in Books or cash, given for Cotton or Linen RAGS.











Med. Hist.

WZ

270

H 217tr

1792

c. 1



NATIONAL LIBRARY OF MEDICINE



NLM 00988827 7