

# **The study of medicine: with a physiological system of nosology (Volume 5).**

## **Contributors**

Good, John Mason, 1764-1827.  
National Library of Medicine (U.S.)

## **Publication/Creation**

Philadelphia : Bennett & Walton, 1824.

## **Persistent URL**

<https://wellcomecollection.org/works/ntxe6n4g>

## **License and attribution**


This material has been provided by This material has been provided by the National Library of Medicine (U.S.), through the Medical Heritage Library. The original may be consulted at the National Library of Medicine (U.S.) where the originals may be consulted.

This work has been identified as being free of known restrictions under copyright law, including all related and neighbouring rights and is being made available under the Creative Commons, Public Domain Mark.


You can copy, modify, distribute and perform the work, even for commercial purposes, without asking permission.



Wellcome Collection  
183 Euston Road  
London NW1 2BE UK  
T +44 (0)20 7611 8722  
E [library@wellcomecollection.org](mailto:library@wellcomecollection.org)  
<https://wellcomecollection.org>







*Charles M. Lean*

THE *Washington D.C.*

**STUDY OF MEDICINE,**

WITH A

**PHYSIOLOGICAL SYSTEM**

OF

**NOSOLOGY.**

BY

**JOHN MASON GOOD, M.D. F.R.S.**

MEM. AM. PHIL. SOC. AND F.L.S. OF PHILADELPHIA.

**IN FIVE VOLUMES.**

**VOL. V.**

SECOND AMERICAN EDITION.



---

**Philadelphia :**

BENNETT & WALTON, A. SMALL, URIAH HUNT, MAROT & WALTER,  
J. GRIGG, E. PARKER, AND T. DESILVER.

AND

COLLINS & HANNAY, COLLINS & Co. BLISS & WHITE, AND  
J. V. SEAMAN, NEW-YORK.

1824.



*S. E. ...*  
**ANNEX**

WB  
G649s  
1824  
v. 5

*Film 8153, item 3*

---

Philadelphia.

Printed by WILLIAM BROWN.

A  
PHYSIOLOGICAL  
SYSTEM  
OF  
NOSOLOGY;  
WITH A  
CORRECTED AND SIMPLIFIED  
NOMENCLATURE.







TO  
THE PRESIDENT  
AND  
FELLOWS  
OF THE  
ROYAL COLLEGE OF PHYSICIANS OF LONDON,  
THE FOLLOWING WORK  
IS  
BY THEIR PERMISSION,  
AND WITH A DUE SENSE OF THE HONOUR HEREBY CONFERRED UPON HIM,  
RESPECTFULLY DEDICATED,  
BY  
THEIR OBLIGED AND OBEDIENT SERVANT,  
THE AUTHOR.



## ADVERTISEMENT.

---

THE following Work was announced to the Public, and would have appeared at the beginning of the year, but that the Author was desirous of obtaining the sanction of the Royal College of Physicians to dedicate it to that learned body. To the gratification of this desire, the President, with his accustomed politeness, afforded every facility, consistently with a due deference to the individual judgment of the Fellows of the College. A copy of the Work was laid for public inspection upon the Censor's table on Feb. 3 ; an official notice of the same communicated ; and three other copies circulated among the Fellows in rotation, and in as many different directions, for an examination of it at their respective homes. The Court assembled on March 31, when the question was taken into consideration, and the Author's request unanimously acceded to.

*April 2, 1817.*



## PRELIMINARY DISSERTATION.

---

THE following work was commenced, and its general outline laid down, as early as the year 1808, though the pressure of professional and other engagements has prevented its completion till now. The interval, however, has not been entirely thrown away, for the author has endeavoured to keep his eye open to every publication or hint that has since appeared on the subject, or has had any connection with it, and has availed himself of whatever he has found most valuable or interesting.

The main object of the present attempt is not so much to interfere with any existing system of *NOSOLOGY*, as to fill up a niche that still seems unoccupied in the great gallery of physiological study. It is that, if it could be accomplished, of connecting the science of diseases more closely with the sister branches of natural knowledge; of giving it a more assimilated and family character; a more obvious and intelligible classification; an arrangement more simple in its principle, but more comprehensive in its compass; of correcting its nomenclature, where correction is called for, and can be accomplished without coercion; of following its distinctive terms as well upwards to their original sources, as downwards to their synonyms in the chief languages of the present day; and thus, not merely of producing a manual for the student, or a text-book for the lecturer, but a book that may stand on the same shelf with, and form a sort of appendix to, our most popular systems of *NATURAL HISTORY*; and may at the same time be perused by the classical scholar without disgust at that barbarous jargon, with which the language of medicine is so perpetually tessellated; and which every one has complained of for ages, though no one has hitherto endeavoured to remedy it.

The present, however, is but an attempt towards what is wanted, and is only offered in this view. How far such an attempt may be worth encouraging, and by what means it may be conducted towards a desirable degree of perfection, may perhaps be best determined by a brief glance at the chief nosological systems of the day, the nomenclature in actual use, and the general nature of the improvement proposed in the ensuing volume. It is the aim of this introduction to offer a few hints upon each of these subjects.



## SECTION I.

## NOSOLOGICAL SYSTEMS.

I. No art or science can be acquired, for none can be clearly treated of or communicated, without arrangement. All nosological works, therefore, possessing any value, have an arrangement, or method, as it is called, of some kind or other; and which it will answer our present purpose to consider as reducible to two, those of synopsis and of system. In the synoptic method the whole of the subject is seen by the writer at the time of his arranging it, as indeed the term imports, and radiates in loose but diverging lines from a point given by his own genius or inventive power. In the systematic method, the whole of the subject is, from the first, conjunctively and consonantly examined, for such is the radical meaning of the term *system*, and rigidly distributed into subordinate divisions, agreeably to the laws of similitude and discrepancy: so that every component part must necessarily occupy a definite station, as soon as the governing divisions of the system are laid down. The first arrangement proceeds usually by parts, books, chapters, and sections; of which Celsus has furnished us with a very beautiful example; the second, by a much stricter device of some other kind; commonly, after the botanists, that of classes, orders, genera, and species; and, in consequence of such greater strictness, is better calculated to assist the memory.

Upon the synoptic method it is not the author's intention to touch; the systematic has so many advantages over it, as well in learning as in retaining a subject, that it has long taken the lead wherever it has been found capable of adoption, and especially in several of the practical branches of physiological science, as zoology, botany, and mineralogy; to which we may soon hope to add chemistry, though many of the facts of this last study are still too isolated, and the results of many of its experiments too disputable, to enable us to employ the systematic method here with any great advantage at present.

It is under this form, therefore, that nosology has been chiefly taught for nearly a century; and as the systematic arrangement admits of several modifications, every modification has been tried in its turn, and it has found its admirers. The simplest systematic modification, if it be in any way worthy of the name, is the *alphabetic*, of which, in the present day, we have many copious examples, highly valuable as works of easy reference, though scarcely entitled to rank under the character of systematic arrangement. To this classification belongs



the very excellent and important work of Dr. Heberden. Another modification which has been had recourse to is that of *the duration of diseases*, as divided into acute and chronic; it is a modification of considerable antiquity, and has descended to us in the works of Aretæus, and Cælius Aurelianus. A third modification has consisted in taking the *anatomy* of the animal frame as a ground-work for divisions; and consequently in assorting diseases, as has been done by Jonston, Sennert, and Morgagni, and since been recommended by Dr. Mead in his Medical Precepts and Cautions, into those of the head, chest, belly, limbs, and almost every other part. A fourth invention has fixed upon the supposed causes of diseases as a basis of distribution, and to this has been applied the epithet *etiological*, from the Greek term *αιτια*, a *cause*; it has acquired more popularity than any of the preceding, and was especially embraced by the schools of Boerhaave, Riverius, and Hoffman. Sometimes a mixt modification has been attempted, as in the nosology of Doctor Macbride, who takes *extent* for his first two general divisions of diseases, as being universal or local, *sex*, for his third, and the age of *infancy* for his fourth and last. And sometimes, and far more generally of late years, the nosological system has been built upon the DISTINCTIVE SYMPTOMS of diseases—the peculiar marks by which they identify themselves, and so to speak, become individualized: and such is the principle adopted by Sauvages, Linnæus, Cullen, and all the most celebrated nosologists of recent times.

This last is, in effect, the only method in any degree worthy of attention; for it is the only one that will generally hold true to itself, or on which we can place any dependence. Of the seat of diseases we often know but very little; of their causes far oftener still less; but there are certain marks or characters in the usual progress of most diseases which uniformly accompany and distinguish them, and to which, therefore, the epithet pathognomic has been correctly applied. It is not, indeed, to be contended that these distinctive signs are as constant and determinate as many of the distinctive signs that occur in zoology or botany. So complicated is the animal machinery, so perpetually alterable and altered by habit, climate, idiosyncrasy, and the many accidental circumstances by which life is diversified, that the general rule must admit of a variety of exceptions, and is here, perhaps, rather than any where else, best established by such exceptions. Yet, after all, every distinct disease, occur where it may, and under what peculiarity of constitution it may, proves so generally true to its own course, and is so generally attended by its own



train of symptoms, or *coincidents*, which is the literal rendering of *symptoms*,\* that he who steadily attends to these, will not often be greatly deceived, and if he should be, he can find no other guide to set him right.

The symptoms of a disease, indeed, have not unfrequently been said to constitute the disease itself. This is not perhaps strictly true; they are rather an algebraical character designating an unknown quantity, but which, in the hands of a skilful mathematician, may be managed as readily in working a proposition as if such unknown quantity were a sensible object.

It is hence that the writings of Hippocrates and of Sydenham are so highly and deservedly esteemed; and will be so as long as medicine shall be practised. In their hypotheses they are often erroneous: but they seldom indulge in hypotheses, and we do not look to them for their speculations, but for that which peculiarly characterises their pages, a clear and intelligible statement of symptoms, a valuable history of pathognomic facts. Celsus, though his plan is more general, is also in this respect highly entitled to praise; it is by attending to the perspicuous description he has given us of the leading features of some of the diseases he has delineated, that we have been best able, as will be shown in the progress of this work, to restore his text, in various instances, to its original purity and correctness, and to rescue it from the obscurity or nonsense in which it has been involved by the blunders of copyists, who have occasionally mistaken one name for another, or filled up lacunæ, produced by the devouring tooth of time, with their own erroneous conceits.

II. Plater may be regarded as the morning-star that first glimmered in the hemisphere of symptomatology, as Serveto was in that of the circulation of the blood. The light of both was feeble and tremulous; but it twinkled in the midst of darkness, and led on to the brightness of day. His work, entitled *Praxis Medica*, in which he gives an imperfect sketch of a symptomatic plan of nosology, was published in 1602. Sydenham, if he did not avail himself of it, was actuated by the same quickening spirit, for his various treatises and epistles, published for the most part miscellaneously, are a practical comment upon Plater's principle, and seem chiefly to have stirred up the well-stored and comprehensive mind of Sauvages, who was peculiarly attached to Sydenham's opinions and practice, whom he is continually praising, and whom

---

\* Συμπτώματα from συμπίπτω, "to fall in, happen together, or coincide."



he distinguishes by the name of *Anglus Hippocrates*,\* to that full illustration of the symptomatic method which has given form and being to almost every attempt that has since appeared upon the subject. Sauvages first published the outlines of his plan in 1731, in a duodecimo volume, under the title of *Nouvelles Classes de Maladies*, after having submitted his intention to the judgment of Boerhaave. This precursory sketch descended no lower than to the division of genera; but having been encouraged to persevere, he laboured on the species, and introduced them in their proper succession into a new and more extensive edition of his work, published in 1763, in five volumes octavo; and continuing his exertions yet further in the same vineyard, he put his finishing hand to the great task he had undertaken, by preparing a still more complete and final edition, which he did not live to publish, but which was given to the world shortly after his death, in 1768, in two large volumes quarto.

III. The *NOSOLOGIA METHODICA*, for such is the title of M. de Sauvages's work, is, indeed, an Herculean labour. It consists, in its latest and most perfect form, of three distinct arrangements—a symptomatical, an etiological, and an anatomical; so as to accommodate itself to the taste of the old school as well as of the new. The symptomatical, to which the others are professedly subordinate, is by far the most extensively elucidated; and comprises ten classes, (each introduced by an elaborate pathological synopsis) upwards of forty orders, more than three hundred genera, and an almost innumerable host of species. *Quel nombre prodigieux d'ennemis!* exclaims M. de Ratte, alluding to this vast muster, in his eulogy on the author, delivered before the Royal Society of Sciences in Montpellier; or rather alluding to the somewhat smaller muster of the preceding edition, for the last was not then published. We have yet, however, to add the varieties, which under several species are not few; and to bear in mind that to every variety, species and genus, as far as their relative characters will allow, are allotted a definition, list of synonyms, history, diagnosis, prognosis, and mode of cure; with, frequently, an exemplification of cases, and a brief statement of the peculiar opinions of other writers, before we can fairly appreciate the entire mass of matter with which the volumes of M. de Sauvages abound. He seems, indeed, to have been desirous of collecting materials of every kind and quality from every quarter to

---

\* Nosol. Method. Prolegom. I. 19. See especially the closing paragraph in his Prolegomena, in which he particularly adverts to the labours both of Plater and Sydenham.



which a market was open ; and of following up every deviation from health into all its possible as well as its actual shades and ramifications, so that no man might have to add a syllable to his work after him.

It is not very surprising, therefore, that a work thus constituted and conducted should be considerably too diffuse. This is its leading error ; yet it is a venial one, and was by no means destitute of advantage at the time of its commission ; for the very amplitude the work evinces rendered it, when first completed, a sort of nosological bazaar, to which every one might have recourse who was in pursuit of this new branch of study, and where he might accommodate himself with whatever articles he stood in need of.

In reality, notwithstanding its redundancy—notwithstanding its occasional want of discrimination—the errors that are too frequently to be found in its pathology—the looseness of its primary divisions, and the repetition of several of its species under different genera—the *NOSOLOGIA METHODICA* is still a work of so much general merit and utility, that the student who neglects to read it, and even to read it carefully, neglects one of the most important parts of his education, and which he cannot well supply from any other quarter. It is, moreover, a work of considerable elegance ; perspicuous in its descriptions, graceful in its style, and with the exception of several writers of our own country, and two or three of Italy, purer in its Latinity than perhaps any medical book of modern times written in the same tongue ; and is one of the very few volumes we can still read with pleasure after a perusal of Celsus. It is a singular circumstance, and to notice it is due to the female sex, that for much of the grace and purity of his Latin, M. de Sauvages was probably indebted to a learned Neapolitan lady, the celebrated Maria-Angela Ardingheli, one of the first scholars and mathematicians of her day. He expressly admits his obligations to her upon this point, in respect to his *Medical Commentaries*, and this too when she was not more than sixteen years of age. “*Styli tui gratiis, musarum floribus, meos de febre, de inflammatione, et de hæmasticâ commentarios hac ætate adornasti:*” —and as he selected this lady for the patroness of his Nosology, dedicated it to her, and had an earnest desire that she should translate it into Italian, there can be little doubt that this work also had the benefit of the same elegant assistance.

It is not, therefore, to be wondered at, that the labours of M. de Sauvages should have made a strong impression upon the scientific world, and especially upon the medical community. Linnéus, who was at this period carrying forward his system



of botany to a perfection that leaves little to be wished for, cultivated his acquaintance from the first; and the new "*Methodic Nosology*" became so popular in every quarter, that there was scarcely a pathologist of any eminence for learning who did not eagerly study it, embrace its general principles, and endeavour, by different modifications, to clear it of its imperfections, and work it into a more finished form. And hence the successive attempts of Linnéus at Upsala,\* Vogel at Gottingen,† Cullen at Edinburgh,‡ and Sagar at Iglaw,§ in Moravia: and hence the strong and ardent hope expressed by Gaubius, that nosology was now on the point of dropping its looseness and uncertainty, and of entering into the list of strict sciences. And it is highly creditable to the liberality of M. de Sauvages, and offers an example which ought never to be lost sight of, that instead of being mortified at the numerous alterations introduced into his system in various countries, and contemplated in many more, he availed himself of several of them in the last edition of his work, and will be found often adverting to others, and especially to those of Linnéus, with the utmost urbanity and deference.

Yet notwithstanding this succession of labours, the subject was far from acquiring the perfection of which it was supposed to be susceptible; and we have hence had a still greater number of attempts at improvement by physicians of the first character and reputation in their day, of whom it may be sufficient to mention Selle of Halle, Macbride, Plouquet, Darwin, Crichton, Pinel, Parr, and Young.

To the time of Cullen the general outline or classic arrangement of Sauvages was left without much disturbance; for although the order of succession was changed, and changed differently in every new attempt, the names, in a few instances, diversified, and occasionally some addition made to the number, still the ten Sauvagesian classes were substantially retained and adhered to. These classes are as follow:

- |                                  |                  |
|----------------------------------|------------------|
| I. VITIA (Cutaneous Affections.) | III. PHLEGMASIÆ. |
| II. FEBRES.                      | IV. SPASMI.      |
|                                  | V. ANHELATIONES. |

\* *Genera Morborum*, first published by a pupil of Linnéus in 1759, and afterwards by the author in 1763. *Upsal.* 16 pp.

† *Definitiones Generum Morborum*. Götting. 1764, 8vo.

‡ *Synopsis Nosologiæ Methodicæ*. Edinb. 1769, improved by several later editions, particularly those of 1780 and 1785, which contains, for a comparison, the systems of Sauvages, Linnéus, Vogel, Sagar and Macbride.

§ *Systema Morborum Systematicum*. Viennæ, 1771 and 1776.



- |                             |                             |
|-----------------------------|-----------------------------|
| VI. DEBILITATES.            | Morosities of the Stomach.) |
| VII. DOLORES (Local Pains.) | IX. FLUXUS.                 |
| VIII. VESANIÆ (including    | X. CACHEXIÆ.                |

The ten classes comprise forty-four orders, three hundred and fifteen genera, and about two thousand five hundred species; being rather more than an average of eight to each genus. A few words may suffice to point out the nature of the improvements which have been chiefly attempted upon this system.

IV. In LINNEUS, while the above classes remain substantially the same, their order of succession is varied, the names considerably altered, apparently from a preference of Latin to Greek terms, (as in the use of MENTALES for VESANIÆ, MOTORII for SPASMI, and DEFORMES for CACHEXIÆ,) and the list of classes is increased to eleven, by advancing the EXANTHEMATICÆ of Sauvages, which in him occurs as an order of PHLEGMASIÆ, to the rank of a distinct class; while the class VITIA, with which Sauvages opens, is by Linnæus thrust to the end of the series. The Sauvagesian genera are not much interfered with in respect to number. Upon the whole they are rather extended, and amount to three hundred and twenty-six. The generic names, however, are occasionally altered; and the definitions, which are formed by an almost constant reference from one genus to another, are necessarily drawn up in very different terms, in order to quadrate with such a change. Some degree of abbreviation is unquestionably hereby produced, which is always desirable when accompanied with perspicuity. But there are few cases in which the author has not preferred the definitions of Sauvages, though frequently too diffuse; for the perpetual aim at brevity in Linnæus leaves him too general where he has not occasion to refer to other diseases, and too perplexed and intricate where he has. The table of Linnæus's genera does not comprise his species; but it is well known that in these he adhered with considerable closeness to Sauvages.

V. The great object of VOGEL was to supply what he conceived to be omissions on the part of Sauvages: and hence he gives a muster of not less than *five hundred and sixty* genera, being nearly double the number of his great prototype. But to accomplish this he has been compelled to elevate to the rank of genera a great multitude of affections which ought only to be contemplated as species, many of which are merely symptomatic of other diseases, and not a few, as *risus*, *fletus*, *suspirium*, *clamor*, (some of them, indeed, derived from Linnæus,) which have no claim to be regarded as diseases at all. In his



classific arrangement, while he takes Sauvages for his guide, he changes the line of succession as considerably as, though in a different manner from, Linnéus. He degrades the EXANTHEMATICI of the latter from a classific post, and introduces them as well as the PHLEGMASIÆ of Sauvages, as mere orders, under his class FEBRES. He unites into one class the ANHELATIONES and DEBILITATES of Sauvages, under the name of ADYNAMIÆ; and having thus reduced the number of the Sauvagesian classes to nine, he raises them to eleven by the creation of two new classes, which he calls HYPERÆSTHESES, and DEFORMITATES; the former, properly enough, separating Sauvages's *morosities of the Stomach* from genuine *mental disorders*, and the latter including external deformities of a prominent character. His definitions are peculiarly concise, but convey too frequently nothing more than general and indistinct ideas: while his new-created terms are peculiarly long and cacophonous, as in the words *hypospadiæos*, *dionysiscus*, and *hyperartertiscus*. For his species and varieties, or rather those he has not elevated to a higher rank, he seems, like Linnéus, to have depended, for the most part, upon Sauvages.

VI. The system of SAGAR makes less deviation from that of Sauvages than either of the preceding: and may be regarded rather as an enlargement, than a remodification of it. In various respects, indeed, it alters the series of succession, but it retains the name of every class; though it increases the number from ten to thirteen, by advancing the Sauvagesian orders of PLAGÆ and EXANTHEMATICÆ to the rank of classes, and by introducing a new class, denominated SUPPRESSIONES, designed to correspond with a considerable part, though not the whole, of the SUPPRESSORII of Linnéus, as Linnéus intended this last to correspond with a considerable part, though not the whole, of the ANHELATIONES of Sauvages. His definitions are mostly taken with little variation from Sauvages, but are rendered intolerably long by confounding Sauvages's generic characters with his generic descriptions, and running the two together: so that instead of eighteen or twenty words, which is, perhaps, the utmost that ought to be allowed, and more than the Linnéan canons permit in botany, we have sometimes upwards of a hundred, filling an entire page, as in *rubeola*, whose definition, if so it may be called, extends to a hundred and ten lines; and in *aptha*, which employs a hundred and thirteen. He is less redundant in the number of his genera than Vogel, though he makes a boast of having extended them to three hundred and fifty-one. It would have been better for him, as Cullen observes, to have boasted of



having exercised in an equal degree, his power of compression. The system of Sagar is rendered more complete than either Vogel's or Linnéus's by being filled up with his species. These, however, are deduced, with occasional alterations, from Sauvages, and exhibit the same verbosity as his genera.

Upon the whole it does not appear that the *NOSOLOGIA METHODICA* of the Montpellier professor royal was much benefited either in its arrangement or its substance, by any of these three attempts at improvement; while, in various respects, it was, perhaps, rendered less commodious and useful.

VII. Such was unquestionably the opinion of Dr. CULLEN, with respect to the two former of these—for that of Sagar was not then before the public—when he first thought of essaying his own powers in the field of symptomatic nosology; and hence, notwithstanding the later models that were before him, he resolved upon once more taking for a basis the original exemplar.

The first objection, however, to this exemplar, which he seems to have felt, was not the mere series, but the nature of its classification. The main object he proposed to himself, and a more important he could not lay down, was that of brevity and simplicity; and the Sauvagesian classification offended in both respects. He determined, therefore, upon changing it, and recasting the system from its commencement. Instead of ten classes he conceived that four alone might suffice, formed, as he proposed to form them, of a calibre capacious enough to swallow up all the rest. He moulded his four classes accordingly, and distinguished them by the names of

I. PYREXIÆ,  
II. NEUROSES,

III. CACHEXIÆ,  
IV. LOCALES:

and, influenced throughout the whole of his reform by the same spirit of simplicity and concentration, he reduced the forty-four orders of Sauvages to twenty, and his three hundred and fifteen genera to one hundred and fifty-one. He next carried his pruning hook into the field of species: some he found to be repetitions of the same disease occurring under different genera, and others mere symptoms of other disorders, instead of distinct or idiopathic affections; all which were steadily lopped off; and in this manner the reduction in the species bore an equal proportion to that in the genera. The genera and species that remained were next enlisted into his own service, mostly with the respective names assigned them by Sauvages,



though the definitions were generally re-composed, and apparently modelled in consonance with the reformer's own practical observations.

Thus completed and fit for use, the new system was first started in the largest medical school of Europe, its author presiding at the head of it. It is not, therefore, surprising that it should instantly have rushed into popularity, and become a subject of general approbation. Yet it did not stand in need of this adventitious support to introduce it to public favour. Its aim at simplicity, as well in extent as in arrangement, was noble, and bespoke correct views, and a comprehensive mind; it promised a desirable facility to the student, and a chaste finish to the architecture of the nosological temple. The author showed evidently that he had laboured his attempt in no ordinary degree; and many of his definitions discovered a mastery that had never before been exemplified: pictures painted to the life, and of proper dimensions.

To this extent of praise Dr. Cullen's system is fairly entitled; an extent which ought ever to be borne in mind amidst the numerous, and, in many instances, exaggerated exposures of its defects which have lately been exhibited, and which it seems to be a growing fashion to detail both at home and abroad; more especially in Germany, where it has been asserted, *ex cathedra*, and believed by extensive audiences, that, after all his pretensions, Cullen has done little or nothing for the improvement of nosology.

That the system, nevertheless, has faults, and insurmountable ones, it would be absurd to deny; for they meet us at the very outset, and run through the whole of its texture and constitution. It is sufficient to notice the three following: 1. Defective arrangement. 2. Want of discrimination between genera and species. 3. Looseness of distinctive character in the last general division.

1. Of the four classes adopted by Dr. Cullen, the first two, *pyrexiae* and *neuroses*, have considerable merit, and this merit is exclusively his own. Each term suggests to the mind at once a peculiar group of diseases, of sufficient range for a leading division, and occupies a province possessing a sort of natural outline, or *arrondissement*, as the French chorographers denominate it; in which, if the boundary occasionally fail or lose itself in the adjoining provinces, it is easily supplied by the hand of art. At times, indeed, it seems difficult under such a system, not to overstep the natural boundary imported by these terms in their common use, and, like the late ruler of France, to give in many



parts a broader and an altogether artificial outline by the invasion of adjoining districts; and, from the paucity of his classes, Dr. Cullen has frequently found himself compelled to such a transgression, and has afforded us a palpable instance of it in the very class with which he commences; for the tribe of *HÆMORRHAGES*, which forms one of its orders, have no direct catenation with any idea suggested by *PYREXY* in the common use of the term; they require coercion to bring them into a state of union; and, what is still worse, Dr. Cullen, with all the force he could employ, has found himself incapable of coercing more than one half of them; and, consequently has been obliged to leave the other half behind, or rather to banish them for contumacy to the extreme region of his fourth class. So that in his system they exhibit a wide and lamentable divorce, and afford a striking and perpetual memorial of the tyranny which pervades it in spite of its attractive exterior.

Still, however, the first two classes are substantially good: and have in some shape or other been copied by almost every succeeding nosologist. The third class has also a claim to attention, though the term *CACHEXIÆ*, by which it is denominated, has been used, and still continues to be used, in senses so extremely different by different writers, that it by no means suggests to the mind a connected group of diseases, with the same readiness as *pyrexia* or *neuroses*. As a class, indeed, the division of *cachexia* occurs in all the preceding writers, with the exception of Linnéus; and so far Dr. Cullen can plead authority; in Linnéus it is reduced to a genus, and in Vogel it is given with singular imprecision, both as a class and a genus, distinguished by a mere difference of number. Under every writer, however, the term is employed in a various sense; sometimes importing depraved external colour alone; sometimes depraved colour and form; sometimes depraved colour, form, and size; and sometimes, as in Cullen's definition, depraved habit of the whole or a great part of the body, without any notice whatever of the preceding qualities. Were we to pursue this subject, and it will be necessary to do so hereafter, we should find that among later writers it has been employed with a still wider difference, till at length by several of the most intelligent it has been banished altogether, from the inextricable confusion that has been heaped upon it.\*

Yet by far the most faulty and incorrigible part of Dr. Cullen's arrangement consists in his last division or class *LOCALES*.

---

\* See note on *DYSTHETICA*, cl. iv. ord. iv.



It has no scientific relation to the preceding classes—no parallel or apposition with them. To have brought it into any such kind of bearing, the whole of the former should have been denominated conjunctively UNIVERSALES, as has been done by Dr. Macbride. But this would have destroyed the general casting of the arrangement, and have produced a division which was not wanted, and perhaps does not exist.\* It must be obvious to the slightest observer that the sole object of this class is to form an appendix to the three preceding, for the purpose of receiving, like the cryptogamia of the botanical system, such genera as the foregoing classes could not be brought to include. CRYPTOGRAMIA, however, from its name and capacity, is altogether adequate to its intention: it is a double objection to LOCALES that, while the term stands isolated and without relation to its fellow terms, its intrinsic and essential idea (that of particular part or place) creates an insurmountable bar to the reception of a great proportion of the genera which it is directly intended to comprise. In consequence of which the whole scheme, as a scientific system, is rendered nugatory; it shuts a door upon its own community; and the rejected diseases wander about from class to class, trying in vain for an entrance, like the wretched ghosts of the idle and the inglorious in the INFERNO of Dante, who did neither good nor harm while on earth, and who are in consequence debarred all admission both into heaven and hell, as having no direct character for either place;

Cacciarli i Ciel, per non esser men bello;  
Nè lo profondo Inferno gli riceve.

Of these diseases, therefore, Cullen has been obliged to give a list at the end of his synopsis, under the title of "Catologus Mœrborum a nobis omissorum, quos omississe fortassis non oportebat:" and has thought himself called upon to offer an apology in his Prolegomena. "These omissions," says he, "I confess and regret; but various reasons operated to the omission of some diseases. In the first place it must be acknowledged that several utterly escaped our attention. Next, there are others, *sufficiently known, for which a fit place cannot be found in our system.* And, lastly, there are others whose history among medical writers is so imperfect, that no fit place or character can be assigned to them."†

\* See Clutterbuck's Inquiry into the Seat and Nature of Fever. Ch. I. sect. iii.

† Hujusmodi omissiones agnosco, et quidem doleo; sed variaz rationes, ut quidam morbi hic omitterentur, effecerunt. Primò fieri potest, ut quidam observationem nostram penitus effugerint; dein sunt alii satis noti, quibus in



It is with the second of these apologies alone that we have any concern at present, for time and stricter attention may overcome the evils to which both the others relate. But the utter want of fit places for well known diseases in a nosological system, and this too in the opinion of the author of the system, is a defect from which no time or labour can ever relieve it.

Dr. Cullen, however, it must be admitted, has been as ingenious as he could; and contrived the means of giving throughout all his classes an entrance to diseases that have very little claim to admission. But the consequence is, that they make a sad medley, and in many cases have not the slightest affinity or family resemblance; of which we have a striking example in *psora* and *fractura*, which follow in immediate succession in the class of local disorders. *Psora* (*itch*) can scarcely be called a local affection, unless the term be appropriated to the skin generally, as distinguished from all the other parts of the frame; but in this case *trichosis* and *lepra* should have been placed in the same class, instead of in that of cachexies; while *fractura* could have no pretensions to such a class unless when compound. But it must certainly puzzle the best medical scholar in Europe, who is not acquainted with Dr. Cullen's arrangement, to discover the least connexion between *itch* and *broken bones*, and especially such a connexion as not only to draw them into the same class, but to make them immediate neighbours in the same order. Dr. Cullen, however, has ascertained that they are both *local* disorders, which entitles them to a common class, and both *dialytic* disorders, or produced by a division of continuity, which entitles them to a common order: and hence to the question, "why is the itch like a broken bone?" the student's answer is, "because it is a dialysis:" an answer somewhat wanting perhaps in professional gravity, but the only one that can be given. And here it is probable we must stop; for there seems no possibility of advancing farther, and assigning any reason for the very close intimacy allotted to *psora* and *fractura* by fixing them in immediate succession. Yet there is perhaps quite as much difficulty in determining what could be the author's motive for placing *nostalgia* in any part of the same class.

2. It is impossible to take a survey, however brief, of Dr. Cullen's system, and not to notice his very extraordinary confusion of genera and species. And the author is the more in-

---

nostro systemate, locus idoneus nusquam inventus est; denique, sunt alii quorum historia apud medicos adeò sit imperfecta, ut nec locus nec character idoneus iis assignari queat. *Prolegom.*



duced to advert to it, because, extraordinary as such a confusion must appear to all who are acquainted with the difference, Dr. Cullen is by no means the only nosologist of our own day who has run into the same mistake, as will easily be perceived before the close of this dissertation.

A genus is not a disease, any more than it is an animal, a vegetable, or a mineral; but a group or assemblage of any of these, possessing certain like characters, and associated in consequence of such resemblance. The consenting characters being abstracted and put together, constitute the generic definition, and apply to the whole; while the subordinate characters or coincidents, by which one differs from another, constitute the specific definition, and distinguish 1 from 2, and 2 from 3, of the same group or genus. A genus, therefore, is a mere abstract term, a non-entity in nature; highly useful, indeed, in the chain of orders,—but which can no more exist without species than a regiment or a regimental company can exist without soldiers. On this account it is that no man can ever *discover* a genus, though he may combine generic signs, and invent a generic name. The usual order is the following: he first discovers an individual, whether a plant, animal, or disease, possessing very peculiar marks, so as to separate it distinctly from any known individual, or groups of individuals. He may now, therefore, be said to have found a new species; and he proceeds next to arrange it. He first separates from it the most striking mark by which it is distinguished; and if this should be strictly singular, it constitutes alone a sufficient character for a new genus, and will form what is called, from this very circumstance, its *essential* generic character. If it be not strictly singular, he must look for another striking character,—a coincident or co-appearance,—or if necessary, in order to render the distinction complete, a third; and the generic character will consist in the union of these co-incidents, in the combination of the marks that are thus first detached from the individual, and then brought into a state of combination. To this combination of detached or abstract signs he gives what name he pleases; and he thus obtains a generic name as well as a generic definition. He then proceeds to select one, two, or more other marks, by which the individual is peculiarly distinguished; and these united form his specific definition, to which in like manner he adds a specific name. He has now discovered and identified a species, and formed and denominated a genus. His genus, indeed, consists at present but of a single species; and many genera never consist of more; but the genus is, nevertheless, formed upon a collective



principle ; it pre-supposes that other individuals may hereafter be detected possessing the same generic character, and consequently belonging to the same banner ; at the same time differing in several of its subordinate marks from the individuals already arranged under such banner ; and which in consequence will produce new species as long as other individuals possessing such discrepancies shall be traced out ; unless, indeed, should the discrepancies be found to be casual, to depend upon soil or food, upon climate, atmosphere, position, or some other incidental circumstance ; and in such case the individual is regarded as a mere variety of some species described already.

The writer, therefore, who describes a genus that has no species belonging or subjoined to it ; or who gives a generic, without a specific, name, describes a mere abstract form, a thing that has no existence without the addition of other signs or qualities which do not enter into this definition ; and which, in relation to the individual, constitute the most important part.

Now the present charge against Dr. Cullen is, that while in some cases he has given genera with the proper species belonging to them, in others he has given genera without any species whatever ; and in others again that he has described species under the name of genera.

As instances in which he has adhered to a regular systematic precision, we may take phlogosis and cynanche. To the first are allotted two species, 1. phlogosis, *Phlegmone* : 2 p. *Erythema*. To the second are allotted five species ; and it affords one of the most excellent specimens in the entire scheme of perspicuous description, and accurate discrimination ; though it may admit of a doubt whether sp. 5 might not more correctly be arranged under another genus. The five species are as follow : 1. cynanche tonsillaris : 2. c. maligna : 3. c. trachealis : 4. c. pharyngea : 5. c. parotidea.

Of a want of systematic precision the examples are very frequent in every class. Thus synocha, synochus, hectica, phrenitis, hepatitis, and many more, afford instances in the first class ; hypocondriasis, chlorosis, and others in the second ; polysarcia, hydrometra, hydrocele, &c. in the third ; pica, adipsia, profusio, and nearly all that follow, in the fourth class. Nor can it be said, that in these cases we are tacitly referred to the species of Sauvages for adoption ; since under *adipsia* we are cautioned against using the only one in Sauvages that has any relation to Cullen's genus ; and in *profusio* we have a genus for which Sauvages has no direct parallel. It would be easy



to prove that a very considerable number of these naked genera are in reality species belonging, or which a very little dexterity might make to belong, to another genus; but to follow up this view of the subject would render this dissertation too diffuse, and a multitude of examples will be found in the body of the work.

The author has observed that Dr. Cullen is warmly to be commended for the general example he has set of banishing the *symptomatic* species of Sauvages, and the caution he often evinces in selecting distinctive symptoms for his definitions. In a few instances, however, he has singularly enough retained the symptomatic species; and occasionally, and especially in the fourth class, has offered characters so general as to be totally incapable of discriminating the peculiar disease. What sort of tumour, for example, possessing any distinctive features, can we embody to our imaginations from the following character, which is the whole that is communicated to us, "*extuberatio mollis, non dolens?*" It may be a varix, a bronchocele, a ganglion, a sarcoma, an encystis. In Cullen it is intended to define a sarcoma. So another genus in the same order, is characterised by the terms, "*extuberatio durior, scabra.*" But what is the meaning of *durior*? we have nothing given us to compare it with; and consequently, though a chief member in the sentence, it conveys to us no adequate idea whatever. To understand it we must read it, as it is intended we should, in connexion with the genus that immediately precedes it, which genus happens to be sarcoma, and then we learn that by *durior* is meant *durior sarcomate*. The definition, after all, is not very clear, and the reader has not yet perhaps guessed that the words are designed to typify a veruca or wart.

It is not necessary to pursue this investigation further. There can be no difficulty in conceiving why the distinguished reputation of Dr. Cullen should be incapable of securing to his nosological system the popularity with which it was at first greeted: nor why a host of learned rivals, few of whom have humiliated him by their competition, should, in different parts of Europe, have endeavoured to offer schemes big with the fair promise of realizing the noble object he had in view, and free from the defects he has exhibited.

These rival attempts may be summed up in a few words: for such is the difficulty of the subject, that none of them have been eminently successful; while the greater part have dropped from the cradle into the grave.



VIII. The chief foreign competitors are SELLE, PLOUQUET, and PINEL. The first is rather a monogrammist, to borrow a term from the vocabulary of natural history, than a writer on general nosology. His first attempt was confined to the province of fevers alone, and appeared at Halle in 1770, under the title of "*Methodi februm naturalis Rudimenta*:" and it was only to an enlarged edition of this, published at Berlin in 1786, that he subjoined a specimen of his general classes. They are altogether theoretical; and as he has not accompanied them with their respective genera, it would be superfluous to copy the classification. The cloudiness that hangs over his division of fevers leaves us without regret that he did not complete his entire scheme. It may be sufficient, perhaps, to observe, that in his "*Methodical Pyretology*," rheumatism, catarrh, and exanthems are included under a single genus.

IX. The "Outlines" of PLOUQUET furnish a system that wanders less into theory, but which is far too complicated, and certainly not without its nebulosity. It was published at Tubingen in 1791, in four volumes octavo, under the following title, "*Delineatio Systematis Nosologiæ naturæ accomodati*." It is singularly distinguished by the author's fondness for long crabbed words. He made a far better present to the public a few years afterwards in his "Hints towards a Medical and Chirurgical Library,"—"Initia Bibliothecæ Medico-practicæ, et Chirurgiæ realis,"—extending to seven volumes quarto, in the order of an alphabetical arrangement.

X. To PINEL, as to Selle, we are indebted for both a monographic and a general attempt. The first is his well known "*Traité Médico-Philosophique sur l'Aliénation Mentale*:" the divisions of which are clear, and the remarks of high practical importance. The present writer will be found to have availed himself, as far as possible, of the advantages which this excellent treatise affords. He has not, however, been able to make the same use of M. Pinel's *Philosophical Nosography*. It is too refined for popular use, and too indistinct for practical benefit. The classes are as follow: 1. fevers: 2. inflammations: 3. active hæmorrhages: 4. neuroses: 5. lymphatic diseases: 6. indeterminate class for the reception of disorders which cannot be received into the preceding classes, or whose characters yet remain to be ascertained. This last division evinces a woeful want of skill, and is far more reprehensible than the LOCALES of Dr. Cullen. M. Pinel has, moreover, betrayed a singular itch for changing established terms which, in many cases, require no change whatever; and superseding them by others which



are neither more true to correct theory, nor more euphonous to a correct ear. As examples we may notice that inflammatory fever is here denominated *angi-stenic*; bilious fever, *meningo-gastric*; putrid, *adynamic*; malignant, *ataxic*.

XI. In turning our attention to our own country, we shall perceive that the first attempt to improve on the Cullenian system was hazarded by Dr. MACBRIDE. It was published as early as 1772, and consists of nothing more than a nosological table, embracing indeed the divisions of genera and species (except in the order of vesaniæ, which is left imperfect, from an indetermination in the author's mind upon this subject) but totally void of definitions. In the opinion of the writer of these pages this unfinished sketch is well worthy of attention, and has not had sufficient justice rendered to it. Its chief failure consists in the nature of its classes or primary divisions. These consist of four, UNIVERSAL DISEASES, LOCAL, SEXUAL, and INFANTILE. The second, or local class, is evidently derived from Dr. Cullen, though the term is employed in a stricter sense: and the formation of a class of universal diseases follows naturally, and, indeed, necessarily, from the institution of a class of local. A precise line of distinction, however, can never be drawn by the most delicate hand; and it is obvious to every one, that the employment of other classes after these, whatever be their names, ranges, or attributes, must be absurd; for the terms universal and local necessarily include every disease in nature, and leave no other distinctive class to be added. Yet Dr. Macbride appears to have exhibited as nice a skill in the arrangement of his genera and species, as he has want of skill in primary outline. There is a clearness, a neatness, and simplicity, which the author has endeavoured to avail himself of, wherever the structure of his own system would allow, and which he has often left with regret where it would not. Nothing can more effectually show the good taste and liberality of Dr. Cullen, than his Latin translation and introduction of the first and most extensive class of Macbride's table, into the last edition of his synopsis, for the purpose of comparison with his own arrangement, as well as with the systems of those to whom he was most indebted.

XII. Another table of diseases, distributed under a different systematic arrangement, was published not many years after by Dr. CRICHTON; and, like the preceding, unaccompanied with definitions of any kind. Its classes are eight, consisting of Cullen's four, with the addition of four others, for the purpose of accommodating those genera which are chiefly under a state of



restraint in the Cullenian method ; and to which he has given the names of HÆMORRHAGIÆ, FLUXUS, INTUMESCENTIÆ, EPISCHESES. This, assuredly, offers some improvement, but the retained class LOCALES is subject to the common objections against it ; and in the subdivisions of this class Dr. Crichton has no reason to boast of being more successful than his predecessors. He seems sensible, indeed, of the difficulty, and appears to shrink from it ; for in the fourth, fifth, and sixth orders of the local class, entitled PROLAPSUS, LUXATIO, and TUMORES, he has withheld his species ; and in the three ensuing orders, entitled, VULNUS, ULCUS, and FRACTURA, he has equally withheld his genera. For the most part his generic and specific distinctions exhibit far less precision than those of Dr. Macbride, whilst he has most unaccountably restored the symptomatic species of diseases which Cullen laboured so meritoriously to suppress. It is somewhat singular, therefore, that Dr. Crichton should have best succeeded where Dr. Macbride principally failed, and chiefly failed where Macbride has been most successful. The present writer has been under far greater obligations to Dr. Crichton for his "*Inquiry into the Nature and Origin of Mental Derangement*," and the nosological system, in relation to this branch of medicine, which accompanies it. The last is a valuable improvement upon this division of his general table ; yet it is not a little extraordinary that, in both, Dr. Crichton should adhere to the vulgar distinction between mania and melancholy, in opposition to the concurrent view of the best pathologists. This treatise, however, is, upon the whole, a truly philosophical work : comprehensive in its survey, intelligible in its plan, and richly tessellated with illustrations and the opinions of other writers.

XIII. There is another system of nosology, published indeed some years before Dr. Crichton's, of which it will, perhaps, be supposed that some notice should be taken in the present survey, —though from its being founded, not on symptoms, but on theory, it might be passed by without blame, and that is Dr. DARWIN's. The author of *Zoonomia* was a man of great genius, daring imagination, and extensive reading. Unfortunately for him, he was perpetually stung with a desire of distinguishing himself by seeing things, weighing things, and combining them in a manner different from every one else. All his works, which the present writer has read attentively, and some of them more than once, give proof of this ; and show evidently that he would at any time rather think wrong with himself, than think right with other people. And hence, while he offers much to gratify, he offers also much to offend ; and proves that if he had aimed at less



he would have accomplished more. His nosological system is founded upon his physiological principles; which, stripped of extraneous matter, may be told in few words, so far as they are applicable to the present subject. The brain, as a collective organ, is the fountain of life and sensation, and sends forth fibres of different kinds and for different purposes; which are excited, and communicate perceptions to the organ whence they originate, by four different classes of stimuli, those of simple irritation, of sensation, of volition, and of association; every part of the animal frame having a greater or less degree of influence upon every other part, and operating this influence by the medium of sympathy; in consequence of which, Dr. Darwin was desirous that his own theory should take the name of the sympathetic. “Every *idea*,” says he, “is a contraction, or motion, or *configuration of the fibres*, which constitute the immediate organ of sense;”<sup>\*</sup> and hence it seems difficult for the friends of Dr. Darwin to repel the charge, that ideas, under this explanation, must be material substances. Health he contemplated as consisting in the natural correspondence, and degree of correspondence, of the various organs of the body to their respective stimuli, and disease as an *effect* produced by any, even the slightest deviation, from such correspondence in *in any part*. Hence every such *effect*, in his opinion, constituted a disease; and what is commonly so denominated, and which consists of a combination of symptoms, as a fever or a colic, he regarded as a group or bundle of diseases; a sort of Pandora’s box, where they muster their secret and collective strength, and whence they issue simultaneously. In forming his nosological arrangement, he made these *effects*, and the *parts* or *organs* in which they manifest themselves, constitute his genera and species; while he derived his classes and orders from their proximate, or rather what upon his theory are supposed to be their proximate, causes, and the peculiar characters which these causes exhibit; the number of the other classes being four, derived as may be easily conjectured from the four sources of stimulation just referred to. “I have taken,” says Dr. Darwin, “the *proximate cause* for the classic character. The characters of the orders are taken from the excess, or deficiency, or retrograde action, or other *properties* of the proximate cause. The genus is generally derived from the proximate *effect*. And the species generally from the *locality* of the disease in the system.”<sup>†</sup>

By *proximate cause*, however, Dr. Darwin does not mean

<sup>\*</sup> Zoonom. Part I. sect. II. ii. 5.

<sup>†</sup> Preface to Zoonomia. Part II.



what is generally understood by this phrase, namely, the most striking or characteristic symptom of a disease; but what should *seem* to be the proximate cause upon his own *theory*, and which in every instance *must* be a different and often a directly opposite thing. Thus in nictitation, the *proximate cause*, in the common sense of the term, is a "rapid and vibrating motion of the eye-lid," which ought, therefore, to constitute the character of the disorder. In the vocabulary of Dr. Darwin, however, this, instead of being the proximate *cause*, is the proximate *effect*; while his *proximate cause* is "increased irritation," which is the *remote cause*, as the phrase is commonly explained. We are not now inquiring which is the more correct use of the terms cause and effect, but only pointing out the variance and the confusion that hence necessarily ensue. The perplexity hereby produced must have been an effectual bar, had there been no other, to Dr. Darwin's system ever becoming popular. Unfortunately there are many others, and of as formidable an aspect. The entire basis is theoretical; in several parts visionary: the whole *may*, therefore, prove hereafter to be unfounded; a considerable portion of it evidently *is* unfounded at present. But the direct death-warrant of the system consists in his making every single proximate effect (in common language proximate cause, or symptom) a distinct disease; for as the same proximate effect or symptom may be produced by several, or by each of what Darwin calls proximate causes, and which constitute his classes, it follows that the very same species or specific disease must in such cases belong equally to some order or other of several, or of all the classes of his system. And such, to the student's embarrassment and surprise, he will find upon examination to be the real fact. Thus while *variola* (small-pox) is arranged under cl. II. ord. I. gen. iii. *eruptio variolæ* (small-pox eruption) occurs under cl. IV. ord. I gen. ii. So *hydrophobia* appears first in I. III. i. and afterwards in III. I. i. *Diabetes* in I. III. ii. and again in IV. III. i. *Palpitation of the heart* in I. II. i. and again in I. III. iii. being twice in the same class: and so of many others.

Such perplexity sets all the ordinary laws of method at defiance; yet it is easily accounted for from the nature of the primary divisions. It is not, however, so easy to account for Dr. Darwin's introducing into his table of diseases such natural states or affections as the following: Healing of ulcers, I. I. iii. Deglutition, II. I. i. Respiration under the same genus. And the life of an egg, IV. I. iv. which, from some unaccountable



fancy, is thus rendered one of the DISEASES OF ASSOCIATION. While, to make the system still more defective and incapable of practical use, its author has given us neither his specific nor his generic definitions, excepting, indeed, occasionally; confining himself entirely to his Latin and English names: and sending us for their *descriptions* to “the Nosologia Methodica of Sauvages, and the Synopsis Nosologiæ of Dr. Cullen, and the authors to which they refer.” But such an appeal can be of no possible service: the diseases in Darwin’s system do not run parallel with those referred to, and the descriptions will scarcely in any instance apply. In some cases, however, he has made distinctions that do him great credit, and are highly worthy of attention; and of these the writer has endeavoured to avail himself.

How deeply is it to be regretted that so much genius and learning, so much valuable time and labour, and, above all, such lofty hopes and predictions, should have been productive of so small a result. It is in these words Dr. Darwin concludes his last, or supplementary, chapter, of this elaborate work, in which he unfolds his theory of fever. “Thus have I given an outline of what may be termed the sympathetic theory of fever, to distinguish it from the mechanic theory of Boerhaave, the spasmodic theory of Hoffman and Cullen, and the putrid theory of Pringle. What I have thus delivered I beg to be considered rather as observations and conjectures than as things explained and demonstrated; to be considered as a foundation and a scaffolding, which may enable future industry to erect a solid and beautiful edifice, eminent both for its simplicity and utility as well as for the permanency of its materials:—*which may not moulder, like the structures already erected, into the sand of which they were composed; but which may stand unimpaired, like the Newtonian philosophy, a rock amid the waste of ages.*”

No generous spirit can read this passage without a sigh; nor probably without exclaiming in the words of Mr. Pope:

O, blindness to the future!—kindly given.

XIV. In the very excellent Medical Dictionary of Dr. PARR, which has now been about nine years before the public, the reader will find, under the article NOSOLOGY, a systematic arrangement of diseases which ought by no means to pass without notice in the course of the inquiry before us. Of Dr. Parr the present writer can only speak in terms of high consideration and regard. He was his colleague in conducting for some years, two of the most extensive literary works of the present day,



though not the Dictionary in question; and he can affirm, from a full knowledge of his talents, that he was a man of deep study, comprehensive capacity, and extensive learning. His mind, indeed, was so widely fraught with miscellaneous information, that few subjects could come amiss to him. His Dictionary gives evident proof of his having been alive to every novelty in his own profession, and of his readiness to allow its merits. He was far more disposed, indeed, to be satisfied with the opinions of others than with those of himself; and chiefly failed in a want of deference to his own judgment. In laying down the outline of his system of diseases, which he only attempted upon a full conviction that a work of this kind was extremely wanted in the medical republic, he had his eye chiefly directed to the nosological method of Selle, and the botanical method of Jussieu. It follows, therefore, that his primary division would consist not of *classes*, but of what he intended to be, *natural orders*, or *families*. These orders are twelve, whose names are taken from the classes or orders of Sauvages or Cullen, with the exception of one, *SUPPRESSORII*, which is borrowed from Linnéus.

Here again, therefore, we have a great and noble aim, whatever be the success of its accomplishment. But as a natural system, even in botany, is to the present hour, and perhaps always will be, a theoretical rather than a practical idea, there seems very little expectation that it can ever be realized in medicine. Linnéus, indeed, as we learn from his pupil Giseke, pretended in his lectures on botany, that nature had at length let him into the secret upon this subject; "I know," said he, "their orders, and their connections, but these I will not explain:—I will never explain them." He kept his word too faithfully; and the fragments of the natural orders which he left on his decease have been very ineffectual in completing the system. It is true that the outlines of the system are before us; for he named and arranged his orders; and in many cases we can follow up and explain the catenation; as for instance, in passing from the *papilionaceæ* to the *lomentaceæ*, from the *dumosæ* to the *sepiariæ*; but in many of the links the most expert botanists are very much at a loss, and there are others that seem to baffle all inquiry. What, for example, is the nature of the connexion between the *palmæ* and the *piperitæ*, with which the arrangement opens? or by what tie is the *siliquosæ* united to any of the orders?

On the part, therefore, of Dr. Parr, the attempt was a bold one, and his arrangement will show that, if he have not been



altogether successful, he has exhibited a very considerable degree of ingenuity. This arrangement is as follows:

- |                  |                   |
|------------------|-------------------|
| I. PYREXIÆ.      | VII. ADYNAMIÆ.    |
| II. PHLEGMASIÆ.  | VIII. PARANOIÆ.   |
| III. ERUPTIONES. | IX. CACHEXIÆ.     |
| IV. PROFLUVIÆ.   | X. INTUMESCENTIÆ. |
| V. SUPPRESSORII. | XI. ECTOPIÆ.      |
| VI. SPASMI.      | XII. PLAGÆ.       |

Between most of these we can trace, in the series of their descent, a verbal connexion; and between several of them a connexion of a more substantial kind. It holds nominally in the first three orders, but seems to slip from us in the three that follow; and is occasionally recovered in the remaining. Yet when we examine the genera and species of the respective orders, we shall find the connexion is too commonly nothing more than verbal. PHLEGMASIÆ has a manifest relation to PYREXIÆ; but in cœliaca, leucorrhœa, leucorrhœis, (discharge of white mucus from the anus) which are diseases of the former order, the connexion is entirely lost: nor will it, perhaps, meet with general approbation that these, together with gonorrhœa, (used in the vulgar sense of the term) cystirrhœa, and phthisis, should be united with coryza and dysentery, under one common genus, to which is given the name of *catarrhus*. This, however, is a genus upon which Dr. Parr peculiarly prided himself, and upon which he unquestionably bestowed very great pains. In like manner the order ERUPTIONES seems at first to claim a near affinity with PHLEGMASIÆ; and in the genus exanthema it does so substantially, for here we can trace distinctly something of that febrile, or to speak more correctly, pyrectic diathesis, which unites these two orders with the order PYREXIÆ. But in the mere cutaneous eruptions, here collected into one genus, named *efflorescentia*, the line of union becomes so fine and filmy as to be altogether invisible. Were we to pursue this prying indagation, we should soon arrive at breaks far wider and more obvious. It would perhaps be difficult to find four diseases more discrepant from each other than dyspepsia, amentia, amaurosis, and agenesia. They seem to have no one common property with each other. Dr. Parr, however, has contrived to make them all species of a single genus, to which he has given the name of *anepithymia*, and which he has defined, "a diminution of power in the different functions:"—a character sufficiently sweeping to cover at least half the diseases that man inherits; for excess and diminution of power



may easily be made to embrace the whole; and are made to do so under the Brunonian theory. Yet, notwithstanding this licentious generalization, and aim at a natural arrangement, the diseases of the external senses which seem to have a pretty close proximity with each other, are partly scattered at considerable distances over the entire system, and partly, as in the instances of caligo, dysopia, paracusis, anosmia, ageusia, anæsthesia, are in the unfortunate situation of Dr. Cullen's "*Catalogus morborum à nobis omissorum*:"—and, from forgetfulness or some other cause, have no place allotted them in any section of the system.

There is, nevertheless, much in Dr. Parr's system that is highly meritorious;—the distinctions of the different divisions are scientifically laid down; and, except that the genera are occasionally too extensive, accurately maintained. He has certainly generalised too freely: but his example is good upon the whole, well worthy of study, and, in various cases, of imitation. Many of his specimens are drawn with great nicety; and it is no small praise that his theory is kept in due subjection, and is seldom more than a handmaid to his practice.

XV. Some years after the writer had laid down the outlines of the ensuing method, he had the gratification of reading Dr. YOUNG's *Introduction to Medical Literature, including a System of Practical Nosology*. This work, though limited to a single octavo, embraces a much wider field than is proposed in the present attempt; for it ranges through an entire course of medical education, anatomical, pathological, therapeutical, and chemical, as well as nosological: whilst in the last department it is drawn up with a somewhat different view, and is more strictly limited to the pale of the medical profession. So far, however, as it touches upon the plan now submitted, the author has beheld, with great pleasure, his own ideas of what ought to form the basis of a nosological system corroborated by those of a writer to whom the literature of this country and of Europe is under no small obligations. The arrangement of Dr. Young, while essentially distinct from the present, will be found perhaps to make the nearest approach to it of any that have hitherto appeared. In wanting the division of orders to two of its classes, it is scientifically defective; but its systematic boundaries are as clearly seen, and as precisely maintained, as those of Dr. Parr. Yet its chief merit, perhaps, consists in offering to the student a masterly guidance, through the whole of his professional tuition, to the best authorities and sources of information; in this respect answering the purpose of Plouquet's seven quarto volumes, with a great saving of expense,



a prodigious saving of time, and by a far nearer and pleasanter pathway.

XVI. A glance has already been given at a few limited nosological arrangements, by writers who have confined their attention to a single family or group of diseases, detached for this purpose from the rest; and to this description of works the author has applied the name of *monograms*, imported from the region of natural history. To the names of Selle, Pinel, and Crichton, it is necessary to add, under this view of the subject, those of PLENCK, WILLAN, ABERNETHY, and BATEMAN, to all of whom the present volume is in a greater or less degree indebted.

Dr. PLENCK, of Baden, is the author of two distinct treatises of this kind; the one a methodical arrangement of the "Diseases of the Eyes;"\* and the other of "Cutaneous Diseases."† In the former he follows the order of anatomy in the distribution of his primary divisions, beginning with the eye-brows, and descending from without inwards till he closes with the retina. In the latter, which consists of classes, genera, and species, without the interposition of orders, he employs a looser line of succession, though the general idea seems to be that of advancing from the slighter to the more prominent elevations of the skin, commencing with MACULÆ, and proceeding to EXCRESCENTIÆ; the remaining classes consisting of CUTANEOUS ULCERS, WOUNDS and INSECTS, DISEASES OF THE NAILS and of the HAIR. He is a more industrious than discriminative writer, as the reader will perhaps readily concede, when informed that he has arranged, defined, and followed, through their progress and mode of treatment, a hundred and nineteen genera, comprising nearly *six hundred species*, or distinct diseases of the eyes, the genus amaurosis alone extending to twenty species; and one hundred and fifteen genera, including nearly as many *species*, or *distinct diseases* of the skin, as belong to the eyes!

Hei mihi! tot mortes homini quot membra; malisque  
Tot sumus infecti, mors ut MEDICINA putetur!

Yet compression, and a more scientific arrangement, would make either of Dr. Plenck's attempts a valuable work; and Dr. Willan has the merit of having performed this friendly office to the latter of the two, in his book on Cutaneous Diseases; and at

\* *Doctrina de morbis Oculorum.* Edit. 2nda. Vienn. 1783.

† *Doctrina de morbis Cutaneis, quæ hi morbi in suas classes, genera, et species rediguntur.* Edit. 2nda aucta. Vienn. 1783.



the same time of having added so much valuable matter of his own, as to entitle it to the claim of being strictly an original performance. The distinctive characters of papula, pustule, vesicle, bleb (bulla *Germ.* blasen), scale, and crust, are well given and maintained by the former; but the latter has expressed them more neatly, and has added many distinctions which the former does not afford; whilst he has drawn his literary and practical history, and treatment of the diseases discussed, from very different sources; and as far as might be, from his own personal observations. That Dr. Willan did not live to finish this valuable work must be regretted by every one who has the welfare of medicine at heart; but the able and judicious manner in which it has been brought to a close by Dr. BATEMAN has served in no small degree to abate the general disappointment. To the arrangement of Dr. Willan the present writer will be found to have paid as much deference as the very different nature of a general and a limited system of nosology would allow; for it must be clear to every one that had Dr. Willan himself, after having completed the direct object of his pursuit, extended his views to a systematic scheme wide enough to embrace the whole circle of diseases, he must have greatly modified his first and more restricted system before he could inweave it into the larger plan. As it is, indeed, it stands in need of no small degree of modification to clothe it with all the perfection it deserves; for several of his orders would make better genera; almost all his genera are decided species, while his species are seldom more than varieties, and are in many cases so denominated by himself. In this respect he might have taken a good lesson from Dr. Young, Dr. Parr, or Dr. Macbride; as he might also from the two former in giving the essential character of each disease antecedently to the admirable description with which it is followed up.

The name of Mr. ABERNETHY is here mentioned in reference to his methodical "*Classification of Tumours.*" This classification is strictly symptomatic, the characters being derived, as they ought ever to be, as much as possible, from sensible phenomena. The present writer has with little difficulty been able to enlist this elegant attempt into his service; and only laments that he has not had an opportunity of laying himself under more extensive obligations to the same quarter.



## SECTION II.

## MEDICAL NOMENCLATURE.\*

I. THE perfection of a science depends, in no inconsiderable degree, upon the perfection of its language; and the perfection of every language upon its simplicity and precision. A writer may have clear ideas in himself, but to communicate them to his reader, his terms must be equally clear, and possess a definite meaning. The philosophy of the middle ages was a chaos of darkness and perplexity; and might have descended with these qualities to the present day, had not Lord Bacon, the grand luminary of the sixteenth century, given life and utility to the senseless mass, by calling men from the jargon of words to the study of things; and had not Locke and Condillac, in the ensuing century, set the admirable example of prefixing a determinate meaning to a host of equivocal words in common use, and scrupulously employed them in such single signification. "Vocabula et nomina," says Sauvages, with admirable force and perspicuity, "sunt signa idearum nostrarum, et tantum valent, quantum sonant, vel quantum, ex definitione constanti, certa est et fixa eorum signification. Si itaque ob inconstantiam loquendi eodem nomine plures ideæ enuncientur, eo prolato, auditor quidquid significet hoc nomen non intelligit: ideoque qui verbis æquivocis utitur, is ideo loqui videtur ut intelligi non possit. Eodem itaque nomine, unica tantum idea significari debet, si cordate loquamur."†

In our own times every one feels the advantage which chemistry has derived from the universal adoption of the Lavoisierian nomenclature; and though recent discoveries have clash-

---

\* A considerable part of this section is drawn up from an article upon the same subject by the author, published in Vol. I. Part I. of the "Transactions of the Medical Society of London," which was honoured by an award of the Fothergillian medal.

† Nosol. Method. Prolegom. p. 26. Several of the sections in M. Cabanis' *Revolutions et Reforme de la Médecine* are well worthy of perusal upon this subject; and especially sect. viii. of chap. iii. entitled, *Grande influence des Langues sur les Sciences*, in which, among other things, he observes as follows: "Ce sont l'exacritude et le bon emploi des mots, ou plus généralement des signes, qu'il faut considérer comme le *criterium* de la vérité; c'est à leur caractère vague, à la manière incertaine et confuse dont ou les emploie, qu'il faut attribuer les notions imparfaites, les préjugés, les erreurs, et toutes les habitudes vicieuses de l'esprit."

"Dans presque toutes les parties de la médecine, la langue est mal faite. Elle s'est altérée de plus en plus, par la fausse application des mots empruntés aux autres sciences, et par un certain jargon, insignifiant et ridicule, que le coupable respect des préjugés populaires a trop souvent fait adopter aux praticiens."



ed with the etymological meaning of several of its terms, the beautiful simplicity of its principle has proved, and will long continue to prove, a preserving salt; and its vocabulary, instead of being hereby abolished, has been since very largely enriched and extended. Botany and natural history have also their respective nomenclatures, to which they are mainly indebted for the improvements they have evinced within the last half century; and as the nomenclature of the first has been more attended to than that of the second, the science itself has discovered a proportionate fore-leap in its progress towards perfection.

What has been done for chemistry, botany, and natural history, ought long ago to have been done for medicine; whose vocabulary is a jumble of terms derived from almost every language, and every system, whether dead or living, founded upon no common principle, and equally destitute of precision and simplicity. It consists of Hebrew and Arabic terms; Greek and Latin; French, Italian, Spanish, German, English, and even Indian, African, and Mexican; often barbarously and illegitimately compounded, doubtful in derivation, cacophonous to the ear, and, for want of a determinate signification, formed, as one would think, rather for the purpose of suppressing ideas than of communicating them. It is not necessary to detail the cause of this confusion. It has manifestly arisen, in a very considerable degree, from those political and geographical changes that have marked the history of medicine in its different epochs, in conjunction with that succession of theories, which, very nearly from the time of Hippocrates, has been perpetually unfolding to the world; almost every one of which, if characterized by nothing else, has at least taken care to mark its existence by a new coinage of words.

II. The sources then of the impurity and perplexity of medical language may be contemplated under the following heads. Firstly, an intermixture of different tongues that have no family or dialectic union. Secondly, the want of a common principle to regulate the origin or appropriation of terms. Thirdly, the introduction of useless synonyms, or the adoption of different words by different writers to express the same notion. Fourthly, imprecision in the use of the same terms. Fifthly, an unnecessary coinage of new terms upon a coinage of new systems.

1. Every one knows that the languages chiefly made use of in the nomenclature of our most celebrated nosologists are the Greek and Latin; and it would have been well if these tongues had formed the boundary of their vocabularies; for unques-



tionably they contain a mint sufficiently large for every purpose. Even here, however, we occasionally meet with words illegitimately compounded, as pellagra,\* mentagra, tonsillitis. But who is there that can endure, in the midst of a Greek and Latin vocabulary, the introduction of such barbarous words as crampus,† soda,‡ and scorbutus,§ from the German; petechia, or more correctly petecchia, and scarlatina, from the Italian; modorra, modorrilla, and patura, from the Spanish; frambæsia, from the French; nucha, essera,|| (or rather *eshera*) albaras,¶ subeth, or subeta,\*\* from Arabia; bereberi, from India; mordexia, from China; bichos, from Brazil; mirachia, galiancon, nambakassa, from Guiana, perhaps, or Guinea, or the Mountains of the Moon; for we cannot follow up this Babylonish dialect through the whole of its geographical travels into

Words so debas'd and hard, no stone  
Is hard enough to touch them on.

These terms, however, form but a small sample of the gibberish that at present deforms the nomenclature of medicine. They are drawn from the branch of Nosology alone, and from writers who possess, and deservedly so, a high degree of celebrity;—for the examples are purposely confined to the works of Sauvages, Vogel, Cullen, and Darwin.

Had these terms been altogether arbitrary, and had an arbitrary coinage of terms been the principle of medical technology, there would, perhaps, have been no great objection to the generality of them. Many of them are sufficiently euphonous, and each could, in such case, have excited only a single idea. But as this is not the fact, the classical student can never commit them to memory without disgust at so barbarous an association, nor the unclassical student without having a secret and commend-

---

\* Evidently from the Latin *pellis*, and the Greek *αγρα*, as Dr. Parr correctly traces it in his Dictionary. M. Jansens, however, and other continental writers, spell it *pelagra*, and confess themselves at a loss as to the origin of the term. "Nomen *pelagræ*," says M. J. Gricce, "*videtur originis*,"—immediately adding in a note, "auctor vocis, ejus origo, ac etymologia æque incerta videntur, an a *πelas* ut *τροσιπelas*?" *De Palagr.* Ludg. Bat. 1788.

† Der krampf; whence our English *cramp*.

‡ Das sod, or sodt. *Foam* or *scum* boiling up to the surface. The chemical term *soda* is from the same source.

§ Der scorbut: der scharbock; perhaps more properly, die scharf-pocke.

|| See the genus *exormia*, cl. vi. ord. iii. 3. 3.

¶ See the genus *lepidosis*, cl. vi. ord. iii. 4. 2.

\*\* See the genus *carus*, cl. v. ord. iv. 9. 4.



able thirst to become acquainted with their radical meaning, which he can only thoroughly accomplish by sacrificing his time to a knowledge of the different languages from which they are severally deduced.

2. Yet there is a more serious evil in the want of a common principle upon which the technical terms of medicine have been founded, than in the want of a common language. And it is curious, and in some degree amusing, to trace the multiplicity of accidents or fancies to which we are indebted for the greater number of words that enter into the medical vocabulary.

Sometimes the nomenclator appears to have been smitten with the love of *colour*; and, in consequence, we have black, white, green, red, scarlet, yellow, and purple diseases, under the names of melæna, melas, atrabilis, leuce, alphas, albugo, chlorosis, rosa, rubédo, rubéola, scarlatina, icteritia, aurigo, and purpura.

Occasionally the order of time seems to have been the favourite principle of designation; and hence the distinction of diseases into chronic and acute; into those of infancy, manhood, or womanhood and old age; into ephemeral and quotidian; continent and intermittent; tertian and quartan; or in the more technical terms of the nosologists, into amphemerine, tritæophyte, and tetrartophyte fevers; into monthly fluxes, spring rashes, and summer heats. It is upon different modifications of this principle, as has been already observed, that the arrangements of Aretæus, Cælius Aurelianus, and Macbride, are chiefly founded.

In various cases *Natural History* or botany seems to have supplied a basis; and the nomenclator has wandered equally among birds, beasts, fishes, insects, and plants, for peculiarities and derivative names. From this quarter we derive the terms fames canina, rabies canina, (dog-hunger, dog-madness); cynanche (dog-choak);\* boulimia (ox-maw); pica (magpie-long-

\*Cynanche (κυναγχη) appears to have been at first a mere verbal mistake for synanche (συναγχη); though afterwards employed to denote a particular species of the synanche genus. It is thus adverted to by Celsus, lib. iv. cap. iv. "Nostri anginam vocant; apud Græcos nomen, prout species est. Interdum, enim, neque rubor, neque tumor ullus apparet; sed corpus aridum est, vix spiritus trahitur, membra solvuntur; id συναγχην vocant. Interdum lingua faucesque cum rubore intumescunt, vox nihil significat, oculi vertuntur, facies pallet, singultusque est; id κυναγχη vocatur. Illa communia sunt; aeger non cibum devorare, non potionem, potest; spiritus ejus intercluditur. Levius est, ubi tumor tantummodo et rubor est, cetera non sequuntur; id παρασυναγχην appellant." Several of the MSS. and codices for "id κυναγχη" give it "uti συναγχη"—others "ὡς συναγχη." The Variorum edition is here employed, and the following



ing); hippus and hippopyon (horse-twinkle and horse-blotch); scrofula (swine-evil); elephantiasis (elephant-skin); ichthyosis (fish-skin); vitiligo (calf-skin); cancer and cancer-lupus (crab-ulcer and wolf-ulcer); tantarismus (tarantula-dance); vampirismus (bat-bewitchment); roseola (rose-rash); urticaria (nettle-rash); lichen (liverwort-rash).

Sometimes the names of *persons* or of *places* have been resorted to as a foundation for distinguishing diseases; and from this source we have morbus Herculeus; facies Hippocratica; lepra Arabum and lepra Græcorum; plica Polonica; sudor Anglicus; morbus Gallicus, Hungaricus, Garhamensium, &c. To which may be added the names of various saints and preternatural agents, some of whom have but few pretensions to the calendar, as ignis Sancti Antonii, chorea Sancti Viti, malum Sancti Joannis, lues Deifica, Dæmonomania. In anatomy the absurdity produced by this cause exists to a still greater extent, and has incited several attempts at a reformation, both in our own country and on the continent, though hitherto without much success. In our own country the plan proposed by Dr. Barclay is well entitled to attention; and in France the exertions of M. M. Dumas, Chaussier, and especially of the indefatigable Vicq. d'Azyr, are too well known to render a glance at them necessary, were it even consistent with the scope of this dissertation. In the brain alone we meet with an assemblage of terms so ridiculously diversified in their sources and primary meanings, as frequently to disturb the gravity of the sedatest face on running them over; and at the same time so indelicate in many of their references, as to render it impossible to read them except in a dead language.

The objection, however, in the present instance, does not so much lie against any one or against all these various sources of nomenclature, as against the random and indefinite manner in which each of them is dragged forward to furnish an occasional supply, and the dull and miserable taste that so largely broods over the whole.

---

passage from Galen sufficiently justifies it, tom. vi. p. 324. "Sive synanchen dicere volueris, sive synanchem, vel alterum quidem horum synanchem, alterum vero cynanchem, sive utrumque synanchem vocaveris, duas SYNANCHES sciveris esse rationes." Both writers evidently lean in favour of *synanche*; and both point out the confusion resulting from the introduction of *cynanche* along with it. Aetius attempted to support the last by observing, that the patient thrusts out his tongue like a dog; and Aretæus says, that the name was hence derived; but Cælius Aurelianus and Paulus used *synanche* as recommended by Galen. It is curious to observe, that the proper term is now generally banished, and almost forgotten, while the corrupt term has usurped its place.



3. Yet the vocabulary of medicine is not only not founded upon any common basis, but perplexed by the introduction of synonyms or equivalent terms derived from different languages, in consequence of an almost total want of agreement upon this subject between the best and most approved writers. A few examples will best explain the author's meaning.

The more common terms among the Greek physicians for a morbid excess of appetite, are *boulimiasis*, *cynorexia*, and *lycorexis*; among the Latins, who have merely translated these terms, *fames bovina*, *canina*, *lupina*. Avicenna uses *bolismos*, and many writers *bulimia*; while others, dissatisfied with the gross idea conveyed by all terms of this kind, have racked their genius for substitutes, and have at least doubled the number. Hence Plutarch tells us that the technical term in his day was *palulimos*; while Cælius Aurelianus employed *phagedæna*, several *addephagia*, and a few *esurigo*. The Arabian writers employed *nehem*, and sometimes *jerkua*.

In like manner depraved appetite is indiscriminately denominated *citta*, *cissa*, *allotriophagia*, by the Greeks; and *pica* and *malacia* by the Latins; though this last term is also of Greek derivation.

Variola and varicella, though descending to us from the Latin, through a Spanish medium, are unobjectionable names for small-pox and chicken-pox.\* But as the second disease was formerly

---

\* Sauvages, indeed, does not use *varicella*, and objects to *variola*; "*variola et patura*," says he, "*ut barbara ableganda*." *Prolegom.* p. 30. But this would be to make sad havoc with nosological terms, many of which, as *rubeola*, *rosalia*, *urticaria*, though of Latin origin, have reached us through the medium of the Spanish or Italian schools, and hence with a diminutive termination, not, indeed, authoritatively Latin, but allowably so, and sufficiently euphonous to please the nicest ear. *Variola* and *varicella* are both derived from the Latin *varus*, "a pock or pimple," which has furnished the Castilian dialect with *vario* and *variz*, and hence the diminutives *variola* (now altered by a change of accent to *variola*) and *varizella*, now uniformly written *varicella*. The Arabic term for the small-pox is *nebekk*, the radical meaning of which is, "protrusion, elevation, accumulation;" and which corresponds, therefore, with the Latin *varus*, and probably gave rise to the Spanish *variola* as its literal rendering.

It is generally said that the Arabic name for the small-pox is *chaspe*: but this is a mistake. *Chaspe* is used by Rhazes and other Arabian writers to indicate this disease, but the term itself is Syriac, and like the same term in Chaldea, (ܚܫܦܬܐ) means directly *erubescence*; the flush of red so readily diffused over the cheeks of the bashful and modest; and indeed the Chaldee root imports in its primary sense (ܚܫܦ) *pudore suffundi*; whence in the conjugation *ܚܫܦܬܐ*, *pudescere*, *pudore suffundere*, *confundere*. In Hebrew the same term is employed, and to import the same effect, but by a different mean, for in this last tongue *ܚܫܦ* signifies "to turn pale or wan," from shame; and is rather, therefore, *ignominia affici*, than *pudore affici*.

Among the Arabian writers we meet with a variety of Syriac terms; for though Arabic was the fashionable and court language of all the caliphs,



conceived to be nothing more than a species or variety of the first, the student has still to follow chicken-pox through many nosologies, and perhaps all the medical lexicons, under the name of *variola lymphatica*, as well as under that of *varicella*. In like manner *rubéola*, the more common term for measles, and like the preceding a Spanish diminutive from a Latin root, is denominated by Sydenham and Morton, *morbilli*; by Sagar, *febris morbillosa*; by the translators of Avicenna, *variola cholericæ*; by Castellus, *roseola*. So heart-burn is sometimes styled *cardialgia*, sometimes *pyrosis*, from the Greek, sometimes *soda* from the German. Wakeful, coma, commonly denominated *coma vigil*, is by Linacre called *marcor*; by Sauvages *typhomania*; by the Spanish writers *modorra*. St. Vitus's dance is *chorea*, *chorea Sancti Viti*, and *scelotyrbe*; the last a very improper term, though descending to us under the authority of Galen; since we know from Pliny that it was also used among the Greeks to denote a particular species of scurvy. Thus, again, sleep-walking is denominated *noctambulismus*, *somnambulismus*, *hypnobasia*, and *nyctobasia*; night-mare is called *incubus*, *succubus*, *ephialtes*, *prigalium*, and *epibole*; while epilepsy has a still greater choice of names; and for syphilis they are almost innumerable.

4. Yet we are not only overloaded with terms to express the same common idea, but of these terms a very great number are so loose and indefinite as to convey no precise idea whatever; while others, on the contrary, cannot fail to express a very erroneous one. Let us take, as an example, some of the names invented to denote the last of the above diseases. Fracastorio, whose muse deserves to have been better employed than in composing a very excellent and classical poem upon so disgusting a subject, denominates it *syphilis*, *Astruc*, *lues*, both which

---

Syriac was the country language of Cairo and Bagdad: many of these writers, moreover, were born not in Arabia, nor within the precincts of the Saracenic court, but in Syria or Persia; and hence had to study Arabic as a part of their classical education, and on this account we meet occasionally with Persian as well as Syriac terms. Thus Mesne was born and brought up in the former country, and Rhazes in the latter. The works of Mesne were first written in Syriac, and afterwards translated into Arabic; and it is perhaps from him that Rhazes derived the term. The Persian name, indeed, for the small-pox is evidently of Syriac and not of the Arabic origin, for it is founded not upon the nature of the pimples, but upon the inflammatory redness of the skin which precedes their eruption. This term is *serkhyche* from *serkh* "rubor, rubedo;" being, like the Syriac *chaspe*, peculiarly applied to the redness or blush of modesty; whence *serkh rui* is expressly "erubescere, rubore suffundi." The Greek translator of Rhazes follows the same clue; for he renders "chaspe" *εφλογια*, or "incendium," as Machelli has given it in Latin. The common reading, indeed, is *ελογια*, but this is evidently a mistake of the copyist, and has been long admitted so by the interpreters.



names are, as to their origin, unexceptionable. But when, after Baglivi, it is called morbus Gallicus, and after the French writers, who did not choose to accept the compliment, lues Neapolitana, or lues Bavarica, the disease is, at least, loosely, perhaps erroneously, characterised. By Joubert it is designated variola magna; and thus, not to mention the absurdity of coupling the adjective *magna* with a diminutive substantive, we have it confounded with another disease, which has scarcely a single symptom in common with it. By other writers it is denominated with equal incorrectness, from some individual or accidental circumstance alone, or some particular part of the body on which it happens to light with peculiar severity; and hence the unclassical terms of ment-agra and pudend-agra; which last, as though to increase the confusion, is introduced into the nosologies of Linnéus and Sagar to express a local affection of a very different nature. Upon the same absurd principle the Spanish writers called it bubos; the Neapolitans pellarola, orchiarolla, and unghiarolla, according as the eyes or skin were chiefly affected.

Mania is universally employed to signify a particular species of madness; but typhomania, instead of madness, means a particular species of wakefulness, the *αγρυπνον κομα* of the Greeks, and the coma vigil of the Latins; the subat asarim or interrupted somnolency of Avicenna.

Melancholia and atrabilis are univocal terms, and both were formerly used to denote vomiting or dejection of black blood, or blood intermixed with bile. In later periods, however, the latter alone has been employed to express this disease, the *μελαινα* of Hippocrates, while the former has been growing into general use to express madness confined to a particular subject.

What can be more different in their commencement, or require a more different mode of treatment, than the two species of continued fever synocha and synochus? yet a mere arbitrary change of gender, in a common term, is all by which we have to discriminate them in the best modern nosologies.

Phagedæna, in Cælius Aurelianus, and those who have followed him, means, as already observed, canine appetite; in Galen, and most writers of the present day, a gangrenous ulcer. The wind-pipe among the Greeks is denominated cricos, from its annular form, and trachæa, from its asperities. The anatomists and surgeons, as though not knowing which of the terms to prefer, have consented to divide them; the former taking the first, and the latter the second. Hence the rings of the larynx are denominated cricoid cartilages, and all the muscles attach-



ed to them are distinguished by words compounded of crico, as crico-pharyngeus, crico-thyroideus, &c. The surgeons, on the contrary, who limit themselves to the latter term, instead of cricocele and crico-tomy, speak only of tracheocele and tracheotomy. The nosologists have made common cause with the surgeons; and hence, instead of cynanche *cricalis*, we have *c. trachealis*. The one is, perhaps, as good a term as the other, but one is sufficient; and if the nosologists and surgeons make their election of trachea, how immethodical and, to the unlearned, how perplexing, is trach-oma for a disease of the eye-lids.

Stomachus and stomachicus are terms that apply to the stomach; stomacace to the disease called scurvy; stomalgia to a particular affection of the tongue. The radical term in all these is the same; and the Greek etymologist, though he may disapprove of one or two of the compounds, will have no difficulty in tracing them home. But as every medical student is not a Greek etymologist, many must be bewildered in their vocabulary, more especially when they find that stomacace is also employed by several writers to express St. Vitus's dance.

What is the meaning of *tone*? In physiology, in pathology, and in the common language of the multitude, sound and accordant elasticity; that voluntary reaction or state of extension between antagonist muscles, as Galen has well observed from Hippocrates, by which they are removed from a condition of rest; and in which the one yields to the other, not from actual debility, but in a precise ratio to the surplus of power exercised over it.\* Whence that class of medicines which contributes to this harmonious play of muscular fibres in irritable or weakened organs, is denominated *tonics*; while organs that are destitute of it are said to be in a state of *atony*. But if tone be used to imply health, and tonics restoratives of health, what are we to understand by the phrase *tonic spasm*?—a phrase founded upon an erroneous pathology, too frequently leading us astray in our practice, and applied to a state of muscle in which there is no more tone, elasticity, or healthful reaction, than in the frozen strings of a violin. To show the utter absurdity of this phrase, it is only necessary to translate it, and to tell the English reader that it is literally *extensible contractility*.

5. The last source of imperfection and perplexity it is necessary to notice, is the coinage of new terms upon the coinage of new systems. This has been a very ample and inveterate medium of error; and one which has not merely run through our nomen-

---

\* De Mot. Muscul. l. ii.



clature, but through our reasonings; insomuch that, through its prolific influence, the language of medicine is become a curious mosaic of the chief speculations of ancient and modern times. The dogmatic, empiric, and methodic theories still contribute something towards this general effect; the corpuscular has added much; the humoral still more; the alchemical has kept pace with the humoral; and the geometrical has not stopt far behind. The spasmodic hypothesis of Hoffman and Cullen are by no means unamenable to this remark. In effect the new and unsatisfactory character of much of its phraseology formed no inconsiderable source of the Brunonian opposition to it, and laid the first foundation of the Brunonian doctrine. Yet the followers of this last speculation have no great reason to triumph. The terms introduced by Dr. Brown are seldom strictly correct in themselves, to say nothing of the looseness with which they are employed, both in his own writings and in those of his warmest advocates; while, in the more elegant display of the same opinions in the *Zoonomia*, the reader is dazzled rather than enlightened, and furnished with fine words rather than with accurate notions.

It is almost superfluous to give examples under this general remark. Crudity and crisis; pores and corpuseles; acute and chronic; humour and idiosyncrasy; digestion, concoction, and dissolution; effervescence, fermentation, and putrefaction; lentor and error loci; choleric and nervous; phlogistic and antiphlogistic; tonic and clonic spasm; action and condition; miasm, contagion, and infection; sthenic and asthenic; excitement and excitability; accumulation and exhaustion; sensitive and irritative motions; decreased volitions; direct and reverse sympathies; nature, non-naturals, vis naturæ, vis insita; forced state of life; procatactic, proegumenal, remote and proximate, continent and incontinent causes:—these terms are sufficient to convey an idea of the succession of influences here referred to; and as they are all to be found in our lexicons, and other books of general reference, often, indeed, in conjunction with terms still more clashing and contradictory, they cannot fail to indicate the *discordia concors* of the medical language of the day, the embarrassment of its phraseology, and the difficulties which the student has to encounter from this source alone, in the progress of his professional education.



## SECTION III.

## SCOPE OF THE PRESENT DESIGN.

I. IT is obvious then, that the healing art stands in considerable need of improvement in its two important branches of NOSOLOGICAL ARRANGEMENT and NOMENCLATURE: and it is, among other points, to an improvement in these two branches that the ensuing pages are especially directed.

In giving an outline of what the author proposes in order to accomplish this purpose, it is of little consequence which of these two divisions shall first pass in review before us: let us then begin with that of language or NOMENCLATURE, as being, perhaps, freshest in the memory.

In the hope of giving some degree of improvement to the medical vocabulary, as far as he may have occasion to employ it, the author has endeavoured to guide himself by the following general rules. Firstly, a strict adherence to Greek and Latin terms alone. Secondly, a use of as few technical terms as possible, and consequently a forbearance from all synonyms. Thirdly, a simplification of terms, as far as it can be done without violence or affectation, both in their radical structure and composition. Fourthly, an individuality and precision of sense in their respective use.

1. As the science of medicine is open to all ages and nations, it would be highly beneficial, if it could be accomplished, that its technology should be confined to one alone of the many tongues from which it is at present derived. No modern tongue, however, would be allowed such a precedence; and were it to be granted, there is none so richly endowed with distinct names for diseases as to enable it to specificate every complaint of which a system of nosology is expected to treat. Dr. Macbride has made a trial of our own tongue, and has completely failed; for the generic terms, under several of his orders, are *entirely* exotic, and under most of them very considerably so, being partly Greek, partly Latin, and partly English, uncouthly mixed together for the sake of convenience, like foreigners from all countries at a Hamburgh hotel.

Our choice, therefore, is limited to the Greek and Latin, which have for ages maintained so equal a sway in the province of medicine, that they must still be allowed to exercise a joint control. It is a singular fact, that the Greek has furnished us with by far the greater number of terms that distinguish the



higher divisions of systematic nosology, the classes, orders, and genera; and the Latin those employed to indicate the species and varieties. The systems of Linnéus and Darwin offer, perhaps, the only exception to this remark; for here we meet with attempts to use the Latin tongue alone, or at least to give it a considerable preponderancy. These examples, however, have not been followed, and are not likely to be. The greater flexibility, indeed, and facility of combination belonging to the Greek, has, on the contrary, induced almost all other nosologists, as well as almost all other men of science, to turn to it for assistance far more frequently than to the Latin. The author has availed himself of this general taste, and by an occasional revival of terms which ought never to have been dropped, has been able so far to simplify the nomenclature of his classes, orders, and genera, as to render them exclusively Greek; and consequently to take his leave, thus far, of all other languages whatever. The changes introduced for this purpose are by no means numerous, and will in no instance, as he trusts, betray affectation or coercion. His authorities will usually be found in Celsus or Galen, who have so carefully handed down to us the distinctive terms both of the earlier and later schools of Greece; and if at any time he have had occasion to wander farther, he has usually supplied himself from Aetius, Cælius Aurelianus, Dioscorides, or Aristotle. The sources, however, from which he has drawn, are in every case indicated, and, he ventures to hope, will be generally approved. Concerning the *specific* names he has been less scrupulous; and has allowed those to stand, whether Greek or Latin, that are already in most common use; or has drawn from either language such as may most fitly express the essential character, wherever such character can be traced out. Yet even here he has never wandered from the Greek farther than into the Latin.

2. The machinery of every art or science becomes simpler, and its auxiliary powers fewer and less needed, as it advances towards perfection. It is the same with their technology. While we are but loosely acquainted with the principles of an art, we speak of them with circumlocution, and employ more words than are necessary, because we have none that will come immediately to the point. As we grow more expert we learn to make a selection; we give to many of them a greater degree of force and precision; and separate those that are thus rendered of real value from the "leather and prunello," the heavy outside show of useless and unmeaning terms with which they are associated; and thus gain in time as well as in power. In unison with these ideas, the author, as soon as he has pitched upon a word that will best



answer his purpose, will be found, as he hopes, to adhere to it wherever he has had occasion to advert to the same idea, without indulging in any play of synonyms, or different terms possessing the same or nearly the same meaning. *Marisca* and *hæmorrhoids* have been equally employed by medical writers to distinguish the disease which we call vernacularly *piles*. The first is a Latin term, and refers to the tubercles of the disease. and the second a Greek, and refers to a discharge of blood which occasionally issues from them. As commonly used, they are direct synonyms, notwithstanding this difference of radical meaning, and either might answer the purpose; the diversity of the disease being pointed out by distinctive adjuncts, as *cæca*, *mucosa*, or *cruenta*. *Sauvages* and *Sagar*, however, have employed both; but have laboured to establish a difference, without having succeeded even in their own judgment. So that in these writers, we have one and the same disease described under two distinct genera in distinct classes; the first occurring in *Sauvages* under class i. ord. v. entitled, *VITIA, CYSTIDES*: the other under class iv. ord. ii. entitled, *FLUXUS, ALVIFLUXUS*, and introduced with this remark, "*HÆMORRHOIDES vero nihil aliud sunt quam MARISCÆ, gazæ apud Aristotelem.*" In the present system, *marisca*\* is alone retained; and the author has preferred it to *hæmorrhoids*, first, because hemorrhage is only a symptom that characterizes a peculiar species, or rather, perhaps, a variety of the disease; and next, because *hæmorrhoids*, or rather *hæmorrhoidæ*, (*αιμορροϊδαι*) was employed among the Greeks, as well vulgarly as professionally, in a much wider sense than that of modern times, and imported flux of blood from the vagina, as well as from the anus; and, in fact, from any part of the body, when produced by congestion and consequent dilatation of the mouths of the bleeding vessels, which were supposed in every instance to be veins. So *Celsus*, "*Tertium vitium est, ora venarum tanquam capitulis quibusdam surgentia quæ sæpe sanguinem fundunt: αιμορροϊδαι, Græci vocant.* Idque etiam in ore vulvæ fæminarum incidere consuevit." To the same effect *Hippocrates*, *Lib. de Morb.*

---

\* The term occurs in *Juvenal*, in its medical import, ii. 12.  
 podice levi

*Cæduntur tumidæ, medico ridente, MARISCÆ.*

In *Martial* it occurs frequently in the literal sense of *fici*, "fleshy or succulent figs or raisins." The spongy and succulent bulrush of the marshes, or grounds overflowed by the sea, was called *mariscus*, from its habitation à *mari*: and hence, probably, the name of the spongy and succulent tubercles which constitute the piles. Our English *marsh* has the same origin as *mariscus*.



*Mulier.* Galen uses it in a still wider extent, *De Morbis Vulgaribus* :\* and hence the woman with an issue of blood in St. Matthew, ch. ix. 20, is termed in the Greek text γυνή ἀιμορροῦσα.† Gaza (γάζα), the term used by Aristotle, would have answered as well as marisca, but that it is less common in the present day, and an exotic term even in the Greek. Hesychius calls it a Persian word, and Scaliger coincides with him; translating it “thesaurus, reditus, tributus,” “a treasury,” or place of deposit or accumulation, chiefly of tribute or taxes. It is rather an Arabic than a Persian term, though both countries use it under different inflexions. The Arabic root is (*khazi*) “a blush or ruddy flush,” whether from fulness, shame, or modesty; whence the verb (*khaza*) “to produce blushes, erubescence, or suffusion;” and hence (*khazan*) in *Persian*, signifies “autumn, or the season of fulness and erubescence;” while (*khazain*) in *Arabic* is “a garner, treasury, or repository for the fulness of the autumnal months;” literally *cella*, *cellula*, *gaza*, or *gazophylacia*, as explained by Hesychius.

Vogel and Plenck are overloaded with synonymous terms, or what may, for common purposes, be so regarded; and, perpetually aiming, like Sauvages, in the preceding instance, to discover a distinction where none exists, they have multiplied their list of diseases, as we have already seen, almost without number. The discrimination of Cullen has here been employed to the highest advantage, and is entitled to the thanks of every one. Celsus is in this respect peculiarly correct; he adheres to the best technical term supplied by his own tongue; and though he carefully gives us its Greek synonym, he never changes it for any other term, whether Greek or Latin.

3. In improving the technology of an art or science, it seems of great importance not only that all unnecessary terms should be banished, but that those retained should be simplified and abbreviated as much as may be without injuring their force or precision. Nothing can be more repulsive to the eye of a learner, or more inconvenient to the memory of an adept, than the long cacophonous compounds with which the science of nosology has been loaded by several German writers; such as

\* Comm. VI. cap. xxv.

† Sauvages, not sufficiently attending to this extensive sense of the term among the Greek writers, represents this disease in St. Matthew as a *marisca cruenta*, or case of bleeding piles, instead of a catamenial hæmorrhage. “Hæmorrhoids, à Græce *aima* et *rheo*, est fluxus sanguinis ex MARISCIS: unde mulier in Evangelio hæmorrhissa dicta fuit.” Vol. I. p. 164. *Apud Mariscam*.



the *pothopatridalgia* of Zwinger, for which, to the consolation of every one's lips and ears, Nenter auspiciously invented *nostalgia*; the *ancyloblepharon*, *hydrenterocele*, and others already noticed of Vogel, for which it is scarcely worth while to look for better to supply their place, as they import mere shadows of real diseases; and such specific epithets as *spondylexarthreticus* and *hydrocatarrhophicus*, employed in the nosology of Plouquet, but far more likely to produce than to remove confusion. To this point the author has endeavoured to keep his eye steadily directed; he has avoided compound terms as much as possible; and when compelled to have recourse to them, has aimed at restraining them within compass.

Much of the character of words in respect to dimensions and euphony, as well as to precision, depends upon the common prefixes and suffixes which it is occasionally found necessary to employ; and which in some branches of science, and especially in that of chemistry, create and regulate considerably more than half their nomenclature.

This subject opens a wide field, though the consideration of it, for the present, must be confined to a very narrow compass. It is altogether new, not only to medicine, but, as far as the author is acquainted, to Greek philology; at least, after an extensive inquiry, he has not been able to obtain any assistance from books professedly devoted to it. There seems much reason to believe that the auxiliary parts of every compound term, not only in medical technology, but through the whole range of the Greek tongue, had, when first employed, distinct and definite meanings, and limited the radicals, with which they were associated, to peculiar modifications of a common idea. To these meanings we can still trace many of them, though the greater number, like most of the elements in the Chinese characters, have passed through so many changes, that it is difficult, and in some instances perhaps impossible, to follow up the analysis to their original sources. From the novelty of the subject the author has, perhaps, a fair claim upon the reader's indulgence; the inquiry, however, is worthy of being carried much farther than he has time or limits to pursue it; and he hopes, and has reason to believe, that it will be thus extended, before long, by a friend, who has far more competency for the purpose than he can pretend to.

The suffixes employed in medical technology are more numerous than the prefixes, and the following is a list of those in most common use:



Greek	{	Agra	αγρα
		algia	αλγια
		asma	ασμα
		asmus	ασμος
		esmus	εσμος
	{	ismus	ισμος
		osma	οσμα
		cele	κελη
		copus	κοπος
		esis	εσις
		iasis	ιασις
		itis	ιτις
		odes	αδης
		odynia	οδυνια
		osis	οσις
		rhagia	ρηγια
		rhoea	ρεια
Latin	{	igo	
		ula	
		illa	
		ularis	
		illaris	
		osus	

The common prefixes are uniformly Greek, and are as follow :

A	α
ap, ap'	απο, απ'
aph'	αφ'
caco, cac'	κακο, κακ'
cata, cat'	κατα, κατ'
dia	δια
dys	δυς
ec, ex	εκ, εξ
en	εν
epi, ep'	επι, επ'
eph'	εφ'
hyper	υπερ
hypo	υπο
para, par'	παρα, παρ'
peri	περι
syn, sym, sy'	συν, συμ, συ'

These auxiliaries are far too numerous, and, in the course of the vocabulary, recur far too frequently. Some of them however may be suppressed, as synonyms or duplicates of others; while it should be a rule never to employ any one of the remainder but when absolutely necessary to distinguish the compound into which it enters from the root itself, or from another compound derived from the same root, by the addition of an idea to which it is uniformly restricted.

*Algia*, *copus*, and *odyne*, are direct synonyms; to which may also be added *agra*, for though of a somewhat different radical meaning, it is commonly superadded, like all the three



former, to express the general idea of pain or ache. And hence, very much to the perplexity of the learner and the incumbrance of the technical vocabulary, we have cephal-algia for head-ache, gastr-odyne for belly-ache, chir-agra, and pod-agra for gout-ache in the hand or foot. And, worse than this, we have ost-algia, ost-odynia, ost-agra, and osto-copus, to signify one and the same affection of the bones. Now it may be necessary to retain algia, which is perhaps the most popular of the whole, but we should as far as possible banish all the rest; and with the exception of agra in the single instance of pod-agra, which cannot readily be dismissed, none of the others will be met with in the course of the ensuing arrangement. Parodynia will indeed be found, but in this case odynia is the root itself.

*Esis, osis, itis, oma, and iasis*, have been employed perhaps for ages, and several of them very generally throughout the Greek tongue, as mere terminations, without any direct reference to their origins: and probably without a recollection or belief that they have any significant origins, or that those origins can be traced: in which case they would become simple terminating synonyms, and in the abbreviating aim of a technical nomenclature, ought to follow the fate of the generality of the preceding list. Some of them, indeed, can well be spared; but accident, or a cause not easy to be explained, has given a peculiar and useful meaning to others, though very different from their radical sense, and these may be advantageously retained. The first three are probably derived from *εω* or its different compounds, and together with the Latin term *igo*, which is perhaps a corruption of *ago*, imply the common idea of "ago, mitto," "motion, action, or putting forth," and consequently, in medical combination, of "morbid motion or action." *Esis* (*οσις*) is a direct derivative from *εω*, as is obvious in paresis, literally "submissio," "remissio," "laxatio," "restraint or inability" of "moving or putting forth;" whence by Aretæus, and various other Greek writers, it is used synonymously with paralysis. We meet with the same word and the same radical idea in proesis synesis, and other compounds of the same root. *Osis* (*ωσις* or *ουσις*) descends in like manner from *ειμι*, "sum" itself a derivative of *εω*; whence *osia* or *ousia* (*ωσια* or *ουσια*) is literally "ens, essentia, substantia," the thing put forth "in being, action, or motion." *Itis* (*ιτης*) is as clearly an immediate derivation from *ιεμαι*; itself, like the preceding, a ramification from *εω*, and imports, not merely action, but when strictly true to itself, "impetuous or violent action." The lite-



ral rendering of *τεμν* is "feror impetû," and that of *ιτν* is, "temerarius, audax, præceps periculorum." While the direct origin of *igo* betrays itself in all its compounds, for vertigo (deriving *igo* from *ago*) is literally "rotatory motion or dizziness;" serpigo, "serpentine motion or course," peculiarly describing a particular modification of herpetic eruption to which the term serpigo is applied.

*Iasis*, and *oma*, convey different ideas as issuing from different radicals. *Iasis* (*ιασις*) is literally *sanatio*, from *ἰαομαι*, "sano, medeor," and hence necessarily imports, in composition, "medendus," or "ad sanationem spectans." *Oma* (*ωμα*) is as obviously an inflection of *ωμος*, "crudus, ferus, imperfectus," as is its real meaning in sarc-oma, distinctly "crude, wild, imperfect flesh;" ather-oma, "crude, incocted pulp or pap." But if *oma* be preceded by the letters *pt*, as in *ptoma* (*πτωμα*) it is then derived from *πιπτω*, "procido," and constantly imports *procidence* or *prolapse*; as in *pro-ptoma*, "a prolapse of any part;" *archo-ptoma*, "a prolapse of the anus." This is sometimes written *ptosis*, as in *colpo-ptosis*, "a prolapse of the vagina;" *hystero-ptosis*, "a prolapse of the uterus:" but for the sake of perspicuity, and especially to the learner, one mode only ought to be adhered to, and perhaps the first is the best.

*Asma* (*ασμα*) is strictly "incantamentum," *enchantment*, *incantation*; and, in a looser sense, *possession*, *seizure*. *Osma*, *asmus*, *esmus*, and *ismus*, are mere varieties of *asma*; and that they were at first intended to denote this idea we may judge from the terms *phantasma*, *enthusiasmus*, *phricasmus*, *marasmus*, *phrenismus*, *priapismus*. It became long afterwards a terminal member of *tenesmus*, *rheumatismus*, *ptyalismus*, when the original sense was nearly or altogether lost sight of. And since this period the entire group have been employed not only so generally, but in such a multiplicity of senses, that we can neither banish them nor define them; whence, like *esis* and *osis*, they must remain to be had recourse to as mere final adjuncts whenever necessary, though the less frequently employed the better.

It is clear, then, as well from actual analysis, as from the genius of the Greek tongue itself, that each of these terminations had a distinct signification when first introduced; although it is equally clear that most of them have for some centuries been employed loosely and indiscriminately as mere final syllables. In many instances none of them are wanted; and in all such cases they ought, unquestionably, to be dropped as redundant; and, occasionally, they have been so. Thus the *myopiasis* of



Vogel is advantageously shortened by Plenck to *myopia*, as at first written by Linnéus; and, for the same reason, mydriasis ought to have been written *mydria*. So chlorosis, if it were to be formed in the present day, would be *chloria*, and exoneurosis, *exoneiria*. Many of the terms introduced by Dr. Young seem to be formed directly upon this basis, and are highly entitled to attention; as phlysis, palmus, pneusis.

In various instances, again, we find, as already hinted at, several of the terminations, apparently from some accidental cause, taking a peculiar bearing which it would be right to encourage, as long as they are retained, so as to give them a direct and definite sense. Such especially is the case with *itis*, which, from the time of Boerhaave, has been progressively employed to express organic inflammation, as in cephalitis, carditis, gastritis, and most similar affections. In this sense, therefore, when employed at all, it ought to be employed exclusively. And here the etymological idea is directly consonant with the practical: for, as observed already, it imports increased and impetuous action. A few terms only stand in our way, upon this point, even at present, as rachitis, hydrorachitis, ascites, and tympanites; all which, however, are of little consequence, as they have good synonyms, or may be easily varied, as the reader will perceive in the ensuing arrangement.

*Oma* has, in like manner, from some cause or other, a general idea attached to its use, not easy to be explained from its primary signification: it is that of external protuberance, and to this, therefore, it should be confined. We meet with this idea in ecchymoma, staphyloma, atheroma, steatoma, sarcoma, and carcinoma. It does not easily apply to glaucoma; but as this was as frequently called by the Greeks *glaucois*, and by the Romans *glauco*, we need not be troubled even with this slight exception. The *therioma* of Celsus, though continued by Vogel, is banished from general use, and if it were not, this would also admit of a ready change to *theriosis*.

*Iasis* is almost as generally appropriated in the present day to denote diseases of the skin, unconnected with fever; the cause of which it seems, also, as difficult to discover as in either of the preceding instances: but this being the fact, the hint should be taken and the necessary limit applied. We have sufficient exemplification of this remark in elephantiasis, leontiasis, psoriasis, pityriasis, phthiriasis, helminthiasis, (applied by Plenck to cutaneous worms and larvæ of all kinds, except those of the pediculus, but to which *malis* is preferable) and tyriasis, importing in the same author a peculiar variety of le-



pra. To these we may add ichthyiasis, as in this case it ought to be written instead of ichthyosis. Many of these terms are unnecessary, and may be well spared, but they serve as examples of the general turn the final iasis has been lately taking, and to which, whenever it is made use of, it would be right to attend. Satyriasis, sardi-asis, and one or two other terms, form exceptions to the general tendency; but they are not wanted, as will be readily perceived in the ensuing pages; while all but the first have been long obsolete, and are almost forgotten. Hypochondriasis is not, strictly speaking, a Greek term. It is comparatively of modern origin, and may be conveniently exchanged for hypochondrias.

*Cele* (κηλη) retains generally, to the present hour, its original sense, which is that of "a yielding tumour," especially a yielding tumour produced by the protrusion of a soft part; as in bronchocele, sarcocele, glossoccele, bubonoccele. *Rhagia* (ραγια) is, properly speaking, an elision of hæmor rhagia, from ῥησσω, "rumpo," to burst or break; and hence uniformly denotes a preternatural flux of blood by the bursting of one or more blood-vessels, as in menorrhagia, rhinorrhagia, and enterrhagia. While *rhæa*, (ῥαια) from ῥέω "fluo," to flow, imports, with almost equal uniformity, a preternatural flux of any other fluid, as in diarrhæa, gonorrhæa, leucorrhæa, ottorrhæa. In perirr hæa, as employed by Hippocrates in the sense of enuresis, we have an exception, as we have also in the modern compound menorrhæa, which denotes a natural flux, and in a healthy proportion. But the first has long grown obsolete and yielded to enuresis; and for the second we may employ catamenia, or menia without the preposition, which is totally superfluous, and omitted in all the compounds of μην, as also in the Latin homonyms menses and menstruatio. All these therefore may remain untouched, and are sufficiently correct in their present use.

*Odes* (ὠδης) uniformly imports "par, similis," like or akin to the subject with which it is connected, as in typhodes, icterodes, phlegmonodes: and is probably derived from ὠδε, "hoc modo."

*Illa, ula, illaris, ularis*, well known as Latin diminutive terminations, are perhaps derived, as will be more particularly shown hereafter, from the Greek ὕλη, (*yle* or *ule*) "materies," and importing, therefore, "of the matter, make, or nature of," as in pupilla or pupula, postula, fibula. These are opposed by the suffix *osus*, uniformly a Latin augment, derived, perhaps, like *osis*, above, from ὠσία or ὀυσία, "substance, essence, power:" hence undula is "a little wave;" undosus, "full of waves;" cellularis, "having little cells;" cellulosus, "full of little cells."



This distinction has not been sufficiently attended to by medical writers, and we have in consequence seen the two suffixes occasionally confounded.

The PREFIXES or initial particles or prepositions have far less generally departed from their original sense, though many of them exhibit great looseness, and very different significations. In grouping them we shall find that *a*, *caco*, *dys*, and *para*, though separated from each other by shades of difference, are all privative or debasing; and that *ec*, *ex*, *epi*, *hyper*, though separated in like manner, are all augmentive or elevating. It would be better perhaps that *a* should be limited to the idea of total privation, as in *agenesia*, or *aphoria*: but the laxity of its use, not only through the whole nomenclature of medicine, but the whole of the Greek tongue, is an effectual bar to such an attempt, as we may readily perceive in *atonia*, *apnœa*, *adipsia*, *asthenia*, in which it is merely debasing or defective: and it is in this sense that it often becomes synonymous with *dys*, *para*, and *caco*, as in *dyspnœa*, *paralysis*, and *cacodia* (defective power of smelling). *Dys*, indeed, in its strictest sense, should convey the double idea of defect with difficulty or distress, as in *dysenteria*, and *dysmenorrhœa*; and *caco* the double idea of defect with corruption or depravity, as in *cachexia*, *cacophonia*: but this distinction has been little attended to. *Para* occasionally embraces a wider range than any of the rest, and runs precisely parallel with the Latin *malè* or the Teutonic *mes*, or *mis*, so frequent in compound words of our own and the French tongue. In anatomy, however, *para* is often employed in the sense of *apud* or *juxta*, “bordering on, or hard by”—and in words derived from anatomy it retains this sense in the vocabulary of diseases, as in *parotis*, *paronychia*, with no small confusion to the learner: and consequently gives a sense that should be otherwise provided for.

It would be better still to avoid the use of all these prefixes as much as possible, with the exception of *a*, which cannot be spared; for, where they convey the direct sense of *a* they are not wanted, and, where they convey no other than that of general morbid action, they are commonly, though not always, superfluous expletives; since the science in whose service they are thus employed, necessarily implies such an idea, as well without them as with them.

The opposite initials *ec*, or *ex*, *epi*, or *eph'*, and *hyper*, denote alike the general idea of *out of*, *outwards*, *over*, *above*, in their primary sense, or when applied to place, as in *ectropium*, *epidemicus*, *hyperostosis*: but that of *augmentation* or *excess* in their



secondary sense, or when applied to quantity or quality, as in ecstasis, epiphora, hyperuresis.

*En* is an initial of very extensive range as well as signification; and it has this peculiar property, that, in different senses, it becomes an antagonist to both the preceding groups in the one or other of their general meanings. In its primary sense, or as applied to place, it imports *within*, *below*; as in encephalon, emphysema; and consequently opposes the primary sense of *ec*, *epi*, *hyper*: while in its secondary sense, or as applied to quantity or quality, it exactly accords with these prepositions, and imports *superiority* or *excess*, and in like manner opposes the general idea conveyed by *a*, *caco*, and *dys*; of which we have examples in enthusiasma and enuresis. *En* appears therefore to be as necessary an initial particle in the medical vocabulary as *a*; and with these two we should seldom feel at a loss for any other: for as *a* is capable of supplying the place of all the rest in the first set, so *en* is capable of performing the same office for those of the second. *Hypo* ( $\upsilon\pi\omega$ ) in its signification of *below* or *downwards*, is sometimes called upon to act the part of an ally, as in hypogastrium, and hypocondrium, and their derivatives hypogastrocele, and hypocondrias, or hypocondriasis; but this is seldom the case, and at all times obtrudes an assistance, of which *en* is not in want: whence *hypo* might easily share in the preceding proscription. In this general view of the subject, *en* seems at first sight to be untrue to itself: but it is not difficult to explain the apparent contradiction. *En* runs precisely parallel with the Latin *alté*. The leading idea of both is "power or precedency;" and this, whether the order of advance be from below upwards, or from above downwards. In measuring rank and station, we take the former scale, and speak of *high* posts and dignities; in measuring intellectual qualities we take the latter, and speak of *profound* judgment and wisdom. The Greek *en* and the Latin *alté* are equally applicable to both; and hence it is that in our own tongue, and, indeed, in most of the dialects of Europe, *high* and *deep* occasionally become synonyms, and the same general meaning may be expressed by either. In one respect, indeed, the Greek and Latin terms differ; the former importing depth in its primary, and height in its secondary sense; and the latter importing height in its primary, and depth in its secondary sense. In all these cases, however, the difference of the two meanings is easily understood by the context, and it would be hardly worth while to attempt to limit the Greek *en* to either sense if we were able. *En* is a short and



tractable initial, and must remain equally to form a contrast with *a*, and with *ex* or *epi*; in the former case, to import ascendancy or superiority, as being applied to quantity or quality, and in the latter case to import descendancy or inferiority, as being applied to place; with which distinction before us its meaning can never be mistaken.

A word or two will suffice for the remaining prefixes. *Cata* (*κατα*) and *apo* (*απο*) are two of the most frequent. They have been very little introduced into nosological terms of late; but in those of early writers are far more frequent, and exhibit a great variety of senses; most of which, however, in respect to either prefix, are capable of being resolved into the general idea of iteration or duplicate action, or ideas that obviously ramify from this fountain, and which are usually expressed by the Latin and English particle *re*; as in catapsyxis, *re*-frigeration; cataspassma, *re*-traction; catamenia, *re*-menstruation (importing its regular return); apostema, *re*-cession, abscession or abscess; apöthesis, *re*-placement or reduction of a dislocated bone. Whence again *apo* is occasionally used in the sense of *back* or *from*, as in apogeusia, apositia, backward, tardy, defective taste or appetite; while both are far more frequently used emphatically or in a superlative sense, as importing reduplicate action or double force; of which we have examples in catacauma, a burn; catagma, a fracture; catalysis, for paralysis, catarrhus, apoplexia, apocyesis (parturition.) In this signification both are evidently redundant; nor are they much wanted in any other.

*Peri* (*περι*) continues uniformly true to the sense of *circum*, and is limited to terms derived from anatomy, as peripneumonia and peritonitis. *Dia* (*δια*) is nearly as single in its meaning; or rather the different significations in which it is used are capable of being arranged under one leading idea, that of separation, which is the only idea it should be allowed to convey, if ever employed in the coinage of new terms. We trace this general sense in diabetes and diarrhœa, “a passing off, or flowing through;” diacrisis and diagnosis, “a judgment or distinction, by the separation of one symptom from another;” diastole and diastasis, “a dilatation or separation of part from part.” *Syn* (*συν*) and its derivatives *sym* and *sy*, are uniformly expressive of conjunction or association.

Such are the significations assigned to these auxiliaries whenever employed in the ensuing system; the author has, nevertheless, endeavoured to employ them as seldom as possible, and always in a definite sense. The classic names are given



entirely without them, and the ordinal nearly so. In this respect he has differed from Dr. Young, who has prefixed the preposition *para*, importing diseased action, to the name of every class, but the last, in which it is exchanged for *ec*. But this seems a pleonasm; for in a system directly nosological, *para* is necessarily implied in every instance. Neuroses or neurismi is just as expressive as paraneurismi; and hæmorrhagiæ, or hæmasiæ, as parhæmasiæ. Linnéus has been very particular upon this point; and has never introduced compound terms, but when he has thought them strictly called for. In consequence of which we have mentales, quietales, motorii, without any affix whatever.

But though the author has felt no occasion for these auxiliaries in denominating his classes, and but little occasion for them in the names of his orders, in his generic terms he has often found it necessary to have recourse to such assistance; in some instances because, though evidently redundant, the affix could not be detached without the appearance of affectation; but more frequently for the purpose of distinguishing the names of different diseases, compounded of the same radical term: as in phyma, écphyma, and émphyima; phlysis, écphlysis and émphylysis; ecpyésis and empyésis, with various others; which, thus compounded, present, at the same time, their relative points of accordance and of discrepancy, and are consequently more easily, instead of less easily, distinguishable.

4. As the component parts of a term ought to be restricted to a precise and individual meaning, so ought the entire term, whether compound or single. The common signification of *asphyxia* is "apparent death," whether from suffocation, electricity, or any other cause. Plouquet, in his *Initia*, has applied this term to "a temporary suspension of the pulse, while all the other functions of the system, whether corporeal or mental, continue with little or no interruption." The term in its original sense (*ασφυξία*) *pulselessness*, will bear Plouquet's meaning, but it is at the expense of its general interpretation: and hence, as the disease alluded to by Plouquet has not yet fairly found a place in nosology, and no other term has been devised for it, it will be found distinguished from asphyxia in the present system by the term *acrotismus*, of meaning precisely parallel.

There is a strange confusion in the general use of the terms *hemeralopia* and *nyctalopia*. Most modern writers mean by the first, "vision, irksome, or painful, in the light of noon, but clear and pleasant in the dusk of the evening;" and by the second, "vision, dull and confused in the dusk, but clear and powerful



at noon-day." But this is directly to reverse the signification, of both terms, as employed by Hippocrates and the Greek schools; and as the Greek sense is still occasionally continued, there is sometimes no small difficulty, and especially to a learner, in understanding what diseases are referred to. In the ensuing system most disorders of the sight, unconnected with inflammatory action, are arranged under a common genus, entitled *paropsia*, of which *hemeralopia* and *nyctalopia* become species; and as they are here distinguished by the names of *p. lucifuga*, and *p. noctifuga*, it is hoped that the usual perplexity will be found sufficiently avoided.

*Æsthesia*, among almost all the nosologists, imports sensation generally; and hence *DYSÆSTHESIÆ* is employed by Sauvages, Vogel, Sagar, and Cullen, as the name of an order, comprising diseases of sight, smell, taste, touch, and hearing; running parallel with the order *ÆSTHETICA*, in the class *NEUROTICA* of the present system. But Cullen, after having used the term as an ordinal name in this general signification, next employs it as the name of a distinct genus in the very limited signification of touch alone, and in contrast with all the other senses; *anæsthesia*, the genus referred to, being defined "*tactus imminutus vel abolitus*." Linnéus, indeed, had already used it with an equal restriction, which he ought not to have done, as the term had been already adopted by Sauvages in its wider and correcter sense. But Linnéus has not fallen into the self-confusion of Cullen; for he has not employed *æsthesia* or any of its compounds in any other import. To avoid this irregularity the *anæsthesia* of Linnéus and Cullen is, in the present system, exchanged for *parapsis*.

*Exanthéma*, among the Greeks imported "cutaneous eruptions generally." Sauvages, and all the nosologists down to Cullen inclusively, together with most other medical writers, have limited it to express "cutaneous eruptions *accompanied with fever*." Attempts have more lately been made to fetter it within a still narrower circle; sometimes by confining it to "eruptive fevers *produced by specific contagion*," whatever be the character of the efflorescence; and sometimes by restraining it to the character of the "efflorescence alone, with little attention to its being *connected or unconnected with fever*." It is in this last view that the term has been employed by Dr. Willan, who limits it to the import of the English term *rash*, and in his list of definitions, explains the one term by the other. In this confined use of the word, however, he does not always maintain his accustomed precision; for after having, in his table of defi-



nitions, characterised rash or exanthem as distinct from papula and wheal, he employs EXANTHEMATA as the name of an order embracing diseases distinguished by both these symptoms. In Dr. Willan's very restricted use of the term there is great inconvenience, and but little or no authority in his favour; and hence in the ensuing system it is restored to its common nosological acceptance.

The limits of the present sketch will not allow the author to pursue this subject much further; but it is necessary to observe, before he entirely drops it, that there are various terms, in common use in nosological descriptions, whose meaning in like manner remains in a very unsettled state to the present hour; and which it will be the object of the ensuing attempt to simplify and define. As examples it may be sufficient to glance at the words *pyrexia*, *apyrexia*, *paroxysm*, *accession*, *exacerbation*, *crisis*.

Fevers were called by the Greek physicians *pyreti*, *pyrectici morbi*, or simply *pyrectica*.\* *Pyrexia*, (*febricitatio*, rather than *febris*), was in a looser sense applied to fever generally, but limited, when more strictly employed, to febrile heat and increased pulsation. The duration of the cold and hot stages was called its *PAROXYSM*, and the interval between one paroxysm and another was distinguished by the term *APYREXY* (*απορεξία*). What the Greeks called paroxysm the Latins named accession, (*accessus*, or *accessio*); for the apyrexia of the former, the latter employed the term intermission (*intermissio*), and if the interval were only a remission, instead of a perfect intermission, the return of the hot fit was denominated exacerbation (*exacerbatio*); which in fact is a direct translation of paroxysm;† so that an exacerbation was the same correlative to a remitting, as an accession was to an intermitting, fever. The duration of a single exacerbation and its remission, or of a single accession and its intermission, was denominated a febrile period.

Sauvages employs the whole of these terms with a pretty strict adherence to their original meaning; but by Cullen and still later writers they have been used with much greater laxity, and, occasionally, in very different senses. Like many of the Greek physicians, Dr. Cullen has proposed a difference between *PYREXY* and *PYRETUS* or *febris*; the former of which terms he is well known to have taken as the name for his first class of diseases. While, however, he proposes a difference between

\* Πυρετοι, πυρεκτικα νοσηματα, πυρεκτικα.

† Παροξυσμος, "incitatio, exacerbatio," from παρ and εξ *acutus*.



these terms, it is not that of the Greek schools, but altogether of his own invention; for instead of limiting pyrexia, as was done by the Greeks when they allowed a distinction, to the mere symptoms of increased heat and increased pulsation, corresponding in a considerable degree with what is now usually called the second stage of a febrile paroxysm, he has connected shivering, or the chief symptom of the first stage, with it, together with the symptoms of "various injured functions, and diminished strength in the limbs."\* By this addition, however, he has considerably overshot his own mark; for he has not only given a new sense to the term, but has frustrated the distinction he intended to establish; insomuch, that when he proceeds to define fever by its ordinal character he has nothing of any real importance to add; for fever in his ordinal definition of the term is still pyrexia, though *pyrexia with the comparatively trivial appendage of "previous languor, lassitude, and other signs of debility, without primary local disease;†* and hence, moreover, the term PYREXIÆ, upon his own interpretation, applies but very indifferently, as a classific name to any of Dr. Cullen's remaining orders, except EXANTHEMATA; for it is rarely that INFLAMMATIONS or HÆMORRHAGES, his other orders, are *preceded* by shivering, or accompanied with lesion of various other functions than that belonging to the organ affected, although they usually are accompanied with "increased heat and pulse," or pyrexia, in the Greek restricted sense of the term. It is not to be wondered at, therefore, that this distinction of Dr. Cullen between pyrexia and fever, should have appeared to later writers as perplexed or nugatory; and it was probably under some such feeling that Dr. Parr, and still more recently Dr. Young, in laying down their respective systems, determined upon abandoning all distinction whatever, and upon employing pyrexia and fevers as synonymous, or rather univocal terms. It is necessary, therefore, to point out the discrepancy that is at present prevailing in medical technology upon this subject. In the restricted sense in which the term was employed by the Greeks it seems useful and necessary; for we have no other by which we can so well or so shortly indicate those peculiar febrile symptoms which connect the family of phlogoses or phlegmasiæ with that of simple fevers; and it is in this sense, therefore, as importing the joint idea of febrile heat and augmented pulse, detached from the ideas of shiver-

\* Post horrorem pulsus frequens, calor major, plures functiones læsæ, viribus præsertim artuum imminutis.

† Prægressis languore, lassitudine, et aliis debilitatis signis, pyrexia, sine morbo locali primario.



ing, languor, and various injured functions, that the term pyrexia will be employed whenever had recourse to in the ensuing pages.

The term *ACCESSION* has of late years undergone a still greater change in its meaning than pyrexia. It has been just observed that *accessio* or *accessus* was employed by the Latin writers in a sense precisely parallel with the Greek word *paroxysm*; and that either embraced the cold and hot stages of a febrile seizure, the only stages into which such seizure was divided.\* And hence paroxysm is a term not to be found in Celsus, who uniformly employs *accessio* in its stead.†

Among recent writers, however, and perhaps generally in the present day, while the term paroxysm is applied not merely to fever-fits, but to fits of every violent and intermitting disorder whatever, the term *accessio* is limited to the *commencement* or *onset* of a fit, its *insultus*, as denominated by the Latin writers; and hence Dr. Cullen speaks of the “accession of paroxysms,”‡ a phraseology which would be nonsense upon the original meaning of the terms; while Dr. Turton, with evident indecision upon the subject, defines *accessio*, in his Glossary, “the beginning or paroxysm of an *intermitting fever*,” (allowing the reader to take which sense he will); and *paroxysmus* “an access, fit, or exacerbation of a disease;” giving a still greater latitude, as well in respect to the genus, as the stage of the morbid affection. The Latin translators of Galen adhere to the original signification; and hence what Cullen calls the “accession of paroxysms,” is in their language “*incrementa accessionum*.”§ and the same import is given to the terms *access* or *accession* by Sauvages, who in describing the simple quotidian fever says, “*duratio accessus octo*.”

---

\* The paroxysm or accession embraced the whole course of a fever-fit of whatever length, till its declination, which was not accounted a part of the paroxysm; and hence Celsus divides its entire range into *accessio* and *decessio*. In later times the declination has been taken into the general account; and the course of a fever has in consequence been said to possess three stages, distinguished by the names of *insultus* or *invasio*, *decursus*, and *declinatio*. The humeral pathologists who held that fever was an effort of nature to throw off from the constitution, by a process of concoction, some peccant matter in the form of scum, denominated these three stages, after the language of Sydenham, *horripilatio*, *ebullitio*, and *despumatio*. These terms, however, together with hundreds of others derived from the same mint, have long sunk into the grave, with the hypothesis that gave rise to them. So dangerous is it to construct a technical vocabulary upon a basis of hypothesis.

† See especially Lib. III. cap. ii. iii.

‡ “Though the intervals of paroxysms are different in different cases, yet the times of the *accession of paroxysms* are generally fixed to one time of the day.” First Lines, chap. III. sect. lvi.

§ Manifestissimè, autem, et in hac febre in invasionibus, atque incrementis *accessionum*, signum putrefactionis apparet. Gal. de Differ. Febr. lib. II. cap. iv.



*decim horas non excedit;*\* and observes of the *quotidiana subintrans* “*accessus ad viginti quatuor horas fermè extenduntur.*”† Even in Cullen the term seems sometimes to be employed as a synonym for paroxysm, as in his definition of hectic‡ fever, in which *accession* is opposed to *remission* or *apyrexia*; while in his definitions of the tertian§ and quartan|| in which the words paroxysm and accession are both introduced, the latter is designed evidently to import the commencement or first stage of the former, or “the accession of the paroxysm,” as in the passage just referred to; that which by Hoffman was elegantly and correctly denominated the *spasmus periphericus*, or general spasm of the small vessels diffused over the entire surface; in popular language, the shivering fit.

It is not difficult to account for this confusion of sense: for notwithstanding the general appropriation of the word *accession* among the Latin writers to the whole duration of a fever-fit, or what is now called a paroxysm, its radical idea imports simply “advance, approach, entrance, avenue;” and in this meaning Celsus himself is perpetually using the term in its *verbal* form, and occasionally, indeed, in connexion with *accessio* in its technical signification, as “*donec altera ACCESSIO ACCEDAT,*”¶ “till another *accession accedes* or comes on.”

Fordyce, probably from its complicate meaning, has banished the term *accession* altogether, and introduced the phrase *cold fit* in its stead, retaining, however, paroxysm in its modern and popular sense: so that, according to him, an *ephemera* is a fever consisting of one paroxysm, which paroxysm comprises three stages, “a cold fit, hot fit, and *crisis*.” And here we have a new sense assigned to the term *CRISIS*. Among the Greeks it is very well known to have imported a decision or determination of the disease; and hence *critical* days were, amongst them, days which produced such decision or determination. With Dr. Fordyce, however, *crisis* imports nothing more than the decision or determination of a single paroxysm of a disease, its decline or sweating stage. Whilst, by many of the humeral pathologists, the term was used in a different sense from both these and signified syno-

\* Class II. ord. III. tom. ii. p. 347.

† Class II. ord. III. tom. ii. p. 347.

‡ *Febris quotide revertens, accessionibus meridianis et vespertinis, remissione, rarius apyrexia matutina* Gen. VI.

§ *Paroxysmi similes, intervallo quadraginta octo circiter horarum; accessionibus meridianis.* Gen. I.

|| *Paroxysmi similes, intervallo septuaginta duarum circiter horarum; accessionibus pomeridianis.*

¶ Lib. III. cap. iii.



nymously with the *despumatio* of Sydenham, the *separation* and *discharge* of the crude and morbid material which was the supposed cause of fevers, without any reference to particular days, or particular stages of a paroxysm.

It is high time, then, that an exact sense should be fixed for the whole of this group of terms; and with a view of accomplishing this object, as far as he is able, the author will be found in the ensuing pages uniformly to employ, 1. *paroxysm*, as importing the entire duration of a fit of acute disease of any kind, whether the interval be perfectly or imperfectly free: 2. *exacerbation*, as signifying the paroxysm of a disease, whose intervals are merely imperfect or remissive; which is the strict meaning of paroxysm when literally rendered: and, 3. *accession*, as indicating the commencement or onset of an exacerbation or paroxysm of any kind; which restores the term to its radical idea; whilst he has omitted the use of the term *crisis*, as neither wanted nor conveying in the present day any determinate sense.\*

II. But it is an object of the ensuing pages to attempt an improvement in the ARRANGEMENT of diseases, as well as in the LANGUAGE employed to describe them.

A knowledge of the animal frame involves a deep and comprehensive acquaintance with three distinct branches of natural science; anatomy, by which we become acquainted with the structure of this frame; physiology, which teaches us its various functions; and nosology or pathology, which unfolds to us the diseases to which it is subject. Unfortunately each of these branches has hitherto been taught by a different, instead of by a common, method; and hence the student, instead of proceeding with each at one and the same time, and with a single expenditure of labour, is compelled to apply himself to every one separately, and by a kind of new and unconnected grammar.

The great and comprehensive mind of Haller was forcibly struck with the expediency of uniting the whole into one common pursuit. In his "First Lines" he gave scope to his feelings upon this subject; and since his day various efforts have

---

\* It may not be improper to mention here, that where foreign words are fully adopted into English, and used with an English termination or inflexion, the author has spelt them, in the ensuing pages, agreeably to the rules that regulate vernacular terms: thus *preternatural* is used instead of *præternatural*, after the manner of *pretext* and *pretence*; *edematous* instead of *œdematous*, after the manner of *economy*; *gass* instead of *gas* or *gaz*, after the manner of all similar monosyllables, whether verbs or substantives; as *glass*, *grass*, *pass*, *bliss*, *miss*, *loss*, *cross*, *dross*; and *fetus*, which from *feo*, "to bring forth," is the old, and, perhaps, the best mode of spelling it even in Latin, instead of *fætus* of later date.



been made to concentrate the studies of physiology and anatomy. Much, however, still remains to bring even these two branches into that state of close contact and parallel investigation for which they are so admirably fitted, and which would equally add to the perfection of both: while the view which has just been given of the general history of nosology, affords a sufficient proof that no systematic step whatever has hitherto been taken to incorporate the elementary study of animal diseases either with that of the animal structure or the animal economy.

To accomplish such an incorporation is the object of the ensuing system; the whole edifice of which will be found to be erected on a physiological basis; and to run parallel with the divisions into which the science of physiology most usually ramifies. The track is new; and difficulties of no ordinary magnitude have been encountered in the prosecution of it. The author does not flatter himself that the whole of these are by any means removed in this first attempt: but he trusts that he will be found to have pointed out a useful though an unexplored course, and that future pioneers may be able to level and complete, what he may thus far have left rugged and unmastered.

Having conceived the possibility of a nosological system, whose primary divisions should take a physiological range, and follow up the diseases of the animal fabric in the order in which the physiologist usually develops its organization and its functions, the author had next to determine at which end of the series he should begin; whether, with Haller, at the first and simplest vestige of the living fibre, and pursue the growing ens through all its rising stages of evolution and elaboration to its maturity of figure and sensation; or, with the physiologists of later times, to take at once the animal frame in its mature and perfect state, and trace it, from some well-defined and prominent function, through all the rest; which, like links in a circular chain, may be said to issue from it, and to be dependent on its existence and properties.

The author was soon led to a preference of the second scheme. It is by far the simpler of the two, and directly harmonizes with the fundamental principle, which runs through all the systems of zoology, botany, and mineralogy, of forming the arrangement and selecting the characters from the most perfect individuals as specimens. He decided, therefore, upon taking the more prominent functions of the human frame for his primary or classic division, and the more important of their re-



spective organs for his secondary or ordinal; and without tying himself to a particular distribution of the former in any authorized or popular use at the present moment, to follow what appears to be the order of nature in her simplest and most intelligible march.

To repair the exhaustion which is constantly taking place in every part of the body from the common wear and tear of life, it is necessary that the alimentary canal should be supplied with a due proportion of food, the procuration of which, therefore, constitutes in savage as well as in civil society, the first concern of mankind. The food, thus procured is introduced into a set of organs admirably devised for its reception; and its elaboration into a nutritive form constitutes what physiologists have denominated the DIGESTIVE FUNCTION. The diseases then to which this function is subject will be found to create the first class of the ensuing system.

The food thus far elaborated has yet to be conveyed to the lungs, and be still further operated upon by the atmosphere, before it becomes duly assimilated to the nature of the fabric it has to support. The FUNCTION OF RESPIRATION embraces this part of the animal economy; and the diseases to which this function is subject form the second class of the arrangement.

The blood now matured and consummated is returned to the heart, and sent forth, in a circular course, to every organ of the body, as the common pabulum from which it is to discern what it stands in need of: the waste blood being carried back to the fountain from which it issued. It is this circulatory track that constitutes the SANGUINOUS FUNCTION; and the diseases by which it is characterised form the third class of the ensuing pages.

But the blood does not circulate by its own power. From the brain which it recruits and refreshes, its vessels (perhaps itself) receive a perpetual influx of that sensorial energy which gives motion, as the blood gives food, to the entire machine; converts the organized into an animal and intellectual system, and forms the important sphere of the NERVOUS FUNCTION. This function, also, affords scope for a large family of diseases; and hence we obtain a ground-work for a fourth class upon the plan before us.

Such is the progress towards perfection in the life of the individual. But man is not born to be an individual; he is designed to perpetuate his species; and the last finish to his frame consists in giving full development and activity to the organs which are subservient to this purpose. We now arrive at the



SEXUAL FUNCTION; and obtain from the diseases by which it is marked a fifth class for our use upon the present occasion.

As every part is thus receiving new matter from the blood, it is necessary that that which is superseded should be carried off by proper emunctories: as it is also necessary that the antagonist processes of restoration and detrition should maintain a fair balance. And hence the minute secretory and absorbent vessels hold the same relation to each other as the arteries and veins, and conjointly create an EXCERNENT FUNCTION; whose diseases lay a foundation for the sixth class of the ensuing systematic attempt.

It will yet remain to create a class for EXTERNAL ACCIDENTS, and those ACCIDENTAL MISFORMATIONS which occasionally disfigure the fetus of the womb. This will constitute the seventh; and under these seven classes it will possibly be found that all the long list of diseases may be included which man is called to suffer, or the art of medicine to provide for.

The succession is here easy and natural: every class, at least with the exception of the last, leads immediately to that which follows it; and the student will at once comprehend its scope, and readily retain its arrangement. The order is strictly physiological; but it is not exactly the order which has hitherto been laid down by any of the writers upon this subject, as it is more simple than that of most of the systems, and more catenated than that of several. Daubenton's, which, if not the earliest, is one of the earliest of those entitled to the character of a system, is unnecessarily extensive and complicated for a medical purpose, though highly ingenious and useful in a zoological view. In this the chief divisions are taken from the organs rather than from the functions, which is an inconvenient arrangement, and not altogether scientific. Dumas improved upon this plan; but it is to Vicq-d'Azyr that we are indebted for the first perspicuous attempt upon a basis of functions; and his attempt has been rather enlarged than matured, by several later writers, and particularly by M. M. Richerand and Bichat. Under Vicq-d'Azyr the order of succession is nearly the same as in the present classification, with the exception, that it closes with sensation instead of with secretion; but the number of general functions instead of being limited to six is extended to nine; the additional functions being those of nutrition, ossification, and irritability; of these, however, the two last have been rejected by Richerand and Bichat, and the offices they refer to, merged in the excernent and nervous functions: by which means the system of the former is reduced to the



present scale, with the exception of the office of nutrition, or the conversion of the common food of the blood into the substance of the various organs to which it is applied; but which, if accurately examined, is as strictly a part of the excernent function as ossification, or the nutrition of the bones, which these physiologists have correctly transferred to this division of the animal economy. The process of growth or nutrition, is, in reality, that of secretion: every organ secerns for itself; it separates alike what is proper to be parted with as waste matter, and what is proper to be received as a restorative and augmentive substance. It throws off the first, and assimilates to itself the second. And hence the processes of secretion and absorption are but parts of a common function: conjointly they form a circle, and as it has been already observed, hold the same relation to each other as the offices of the arteries and the veins.

But though M. M. Richerand and Bichat have in these respects simplified the arrangement of M. Vicq-d'Azyr, they have upon the whole considerably widened and complicated it by a partition of several of his primary divisions, which they still retain, into separate functions: in consequence of which, while Richerand gives us thirteen distinct general functions of the animal economy, together with an appendix, Bichat extends the list of functions to not less than twenty. Whatever, therefore, be the merit of these minuter arrangements, it must be obvious that they are not adapted to the present purpose; and it is unnecessary to pursue them further than to observe that some of the additional matter they contain is derived from the functions of fetal life; and that this, so far as it relates to organic deformity, runs parallel with the seventh class in the arrangement before us.

The orders in this arrangement are taken from what the author hopes will be found an easy distribution into natural groups of the organs that appertain to the classific functions, with the exception of the third class, in which they are derived from the peculiarity of the vascular action, and the temperament of the circulating fluid.

Some of the genera are new, for the purpose of enlisting under so many common banners diseases which have hitherto been held as distinct genera, but which ought rather to have been regarded in the light of mere species: as adipsia, and polydipsia; the several diversities of morbid appetite, as bulimia, anorexia, pica, cardialgia; the numerous family of visceral inflammations, as pleuritis, gastritis, peritonitis; the exanthems distinguished



by a rash eruption, or a vesicular eruption, with various others; by which the study of nosology will be found simplified, and, in some sort, abbreviated, rather than perplexed and protracted. In proof of which it may be sufficient to remark, that on reckoning up the number of the genera under which, upon the present system, all the diseases of the animal frame are reducible, and which the author has never done till this moment, he perceives that they do not quite amount to a hundred and thirty. It is easy indeed to make a genus too lax and extensive, and to associate under its name species which have no analogy with each other; and several of our latest nosologists, in the laudable endeavour to avoid the frittered and dislocated arrangement of some of the earlier systematic writers, have run into this extreme. The aim of the author, however, has been to steer in the midway of the two; to generalize as far as the thread of connexion will allow; but never to congregate where its continuity is broken off.

Every nosologist has felt more difficulty in distinguishing between species and varieties, than in forming classes and genera. And it is here, indeed, that the deficiency of our nosological classifications is chiefly conspicuous when compared with those of plants or animals. Yet in many cases the line is as distinctly laid down, and may be as accurately followed up. Thus in Dr. Cullen's system, variola or small-pox is made a genus, and the distinct and confluent kinds are termed species. "But as infection from the distinct kind frequently produces the confluent kind, and that of the confluent kind frequently produces the distinct, it would seem more analogous to botanical arrangement to call the distinct and confluent small-pox varieties than species. Because the species of plants in botanical systems propagate others similar to themselves; which does not uniformly occur in such vegetable productions as are termed varieties."\* And it is equally clear that variola should be regarded as a species, and not a genus: since otherwise the classification would lose one of its most important links, and the varieties be without a disease to belong to; for a genus is no disease whatever, any more than it is an animal or a vegetable.

In many instances we can trace the variety to arise from some local peculiarity, as of soil or climate: and this, too, as clearly among animals as among plants. Thus the sheep, that in Europe produces a woolly coating, in Angora and some other

---

\* Darwin. Zoonom. Part. II. Pref.



parts of Asia Minor, has this coating converted into a glossy silk; and in the opposite coast of Africa into a coarse hair. So the Cuba swine which were imported into that island, in 1509, from an European stock, have nearly doubled their original size, and have acquired the singularity of a broad solid hoof, instead of having a cloven foot. These diversities are striking: but they are not more so than the symptoms which accompany the erysipelas in a bleak northern village, when it assumes a phlogotic or phlegmonous character, and in a southern crowded metropolis where it must be treated with cordials and tonics: or those which distinguish the gout in a firm and vigorous constitution which violently drives off the disease by the outlet of a hand or foot; and in a delicate and atonic frame in which it wanders from organ to organ for an indefinite term of time, assuming every day a new disguise, and though less violent in its action, far more mischievous in its effects. Under the greater number of nosological systems these diseases are ranged as distinct genera, and the diversities they thus exhibit from peculiar circumstances, form so many species. Upon the common principles, however, of botanical and zoological systems, the former ought only to be regarded as a species, and the latter as the varieties incidental to them. The author has endeavoured to adhere to these principles as far as possible; and, hence, whenever the symptoms of a disease are merely diversified by peculiarity of constitution, of local attack, or of any other casualty, the new features are only considered as forming a variety, and not a separate species. Yet it must be acknowledged that the line of distinction upon this point, is frequently less clear in the distribution of diseases than in that of plants and animals; though it may possibly vie with that in the mineral kingdom.

It is not easy at all times, after having defined a species, to determine to what genus it ought to belong: for as the specific character is, in most cases, formed from a combination of symptoms, it often happens that several of these symptoms enter into the definitions of two or more genera, and the same difficulty is sometimes felt in assigning to a genus its proper order. Thus *yaws* (*frambæsia* as it is commonly called) which by Cullen is introduced into the order IMPETIGINES of the class CACHEXIÆ, is proscribed from this order by Sauvages, and arranged under that of TUBERA of the same class. In effect it has characters which may give it some claim to either order: but its most prominent marks, as traced by Dr. Ludford and other late writers of the best authority, seem far more closely



to connect it with EXANTHEMS, in consequence of which it will be found under this order in the class PYRECTICA of the present system. The same perplexity has been felt concerning *pestis*. Vogel inserts it in the order of FEBRES, Sauvages, Cullen, and Parr, in that of EXANTHEMATA; Cullen, however, professing his doubts as to which order it more immediately belongs; and Parr distinctly declaring, in a subsequent part of his Dictionary, that it is improper to arrange it as he has thus done in the part just adverted to; and, on another occasion, that there is no foundation for regarding it as an exanthem, and that it ought to be reduced to a variety under the *asthenic remittents*.\* Chlorosis has symptoms which connect it with what have hitherto been called cachexies, with morosities or waywardnesses of the stomach, and with sexual orgasm. Till the time of Cullen it was generally arranged under the first head; by him, however, it has been transferred to the class NEUROSES, order ADYNAMIÆ, being still allowed the rank of a genus. In Dr. Young it occurs as a mere species of dyspepsia, in Dr. Parr as a species of a genus which he calls anepithymia. In Macbride, who seems to have taken the most correct view of its relative bearing, it is restored to the rank of a genus, and deposited in the class and order of "Sexual diseases proper to Women."

In such difficulties as these, however, there is nothing peculiar to Nosology. In systematic Mineralogy they are more common; as frequent perhaps in Zoology; and by no means unfrequent in Botany. Thus the myxine *glutinosa*, which by Linnéus was regarded as a worm, has been introduced by Bloch into the class of fishes, and is now known by the name of *gastrobranchus cæcus*, or hag-fish. So the siren which was at first contemplated by Linnéus as an amphibious animal, was afterwards declared by Camper and Gmelin to be a fish, approaching the nature of an eel, and was arranged accordingly. It has since, however, been restored, from the class of fishes, to that of amphibials; and in the present day is believed by various zoologists to be nothing more than a variety of the lizard. In like manner the ipecacuan plant which has been successively described as a species of Paris, of euphorbia, of conicera, of viola, and, by Mutis and the younger Linnéus, of *psycotria*, is at length clearly ascertained by Schroeber to belong to the genus *callicocca*. The angustura-tree which till of late, was commonly regarded as a species of *Brucea*, has been proved by Bonpland to have little

---

\* See Note on the Genus *Anthraxia*, Cl. III. Ord. III. of the present system.



relation to this genus; in consequence of which he has formed a new genus, to which he has given the name of *Casparia*, for the purpose of receiving it, referring us for a full description of the species to the superb work which M. Humboldt and himself have been long preparing for the press under the title of *Plantes Equinoxiales*. At this moment the cascarilla plant is equally vacillating between the two genera *croton* and *clutia* or *cluytia*; and, of the upases of Java, and especially the bohan upas we have received no specific characters whatever; and consequently know nothing of their relative places.

In all cases of this kind we must wait for additional information, and in the mean time exercise our judgment upon the best intelligence we can obtain; correcting what is wrong, and confirming what is doubtful, as we have opportunity.

It is not improbable that some future nosologist (should the present work have any pretensions to futurity) may be able to assign more correct places to several of the genera or species of the ensuing arrangement than those they now occupy. It should be well remembered, however, that the principle of this arrangement consists in determining the proper class of a disease from the *general function* that is injured, and not from the *particular organ*, which only regulates the subordinate divisions: and that, where two general functions are injured at the same time, that constitutes the class which appears to be most prominently affected. Thus *strophulus*, and *scabies*, which seldom extend deeper than the secretory vessels of the skin, belong necessarily to the class *ECCRITICA*, or that comprising diseases of the *EXCERNENT FUNCTION*; while *variola* and *rubeola*, though equally occupying the surface, belong to the class *HÆMATICA*, or the diseases of the *SANGUINEOUS FUNCTION*; which, in both these cases, is primarily and chiefly affected, as is obvious from the pyretic action of the heart and arteries. So while *gastritis* and *enteritis* belong also, as inflammatory affections, to the *HÆMATIC* class, *dyspepsy* and *cholera*, though disorders of the same organs, must necessarily be referred to the class *CÆLIACA*, or that comprising the diseases of the *DIGESTIVE FUNCTION*, this being the part of the animal economy which is hereby chiefly or wholly disordered.

It may perhaps be objected that this is to travel over the same region a second or even a third time. It is, however, always in pursuit of a different object. It is to follow up the family of diseases that appertain to a particular function; while, to avoid having our attention distracted, we leave every



other function and the diseases belonging to it, untouched. We pursue the same plan in Zoology, in Botany, in Mineralogy. In a common region we discover discrepant specimens and bring them home at different times; exploring it on one occasion for one purpose, and on other occasions for others: and we then separate and arrange the productions into different classes and orders for scientific study, notwithstanding that nature has produced them in a common quarter.

As simplicity is an object which ought never to be lost sight of, it is always more praiseworthy, and especially in Nosology, to diminish than to multiply genera, or even the higher divisions of orders and classes, wherever this can be accomplished with an equal retention of perspicuity. The ensuing system has aimed at simplification in these respects; and it is on this ground the family of DOLORES, or LOCAL PAINS, is entirely suppressed, and the genera or species of which it has ordinarily been composed, are distributed, as mere symptomatic affections, under other heads. At first sight LOCAL PAINS seem to form a natural group; but when, deceived by the comprehensiveness of the term, we attempt to combine them under a family character, we at once discover that they have seldom any thing in common, whether in regard to origin, sensation, effect, or mode of treatment; that the connexion is merely verbal, and that they slip away from us insensibly into some other divisions. Hence with the exception of odontalgia, and another individual or two, Dr. Cullen regards the whole as entirely symptomatic; while odontalgia is with him, in fact, a mere species of rheumatism, though advanced to the rank of a distinct genus. Parr, while writing the earlier part of his Dictionary, had a strong desire to form an order of this kind, and a full persuasion of its expediency. "When we explain," says he, in his article CEPHALALGIA, "the arrangement of diseases, we shall find it difficult to avoid an *order*, at least, of DOLORES; and under this head cephalalgia must be arranged." But when, in the article NOSOLOGY he carries his arrangement into execution, we find him compelled to abandon this intention; in consequence of which we have no such order as DOLORES, nor any notice whatever of cephalalgia, or even of hemicrania.

Even of those who have retained the order, every one seems to have laboured under the greatest difficulty of fixing its contents and boundaries. Sauvages, Linnéus, Vogel, and Sagar, make it a class; the first allotting to it thirty-three genera, the second twenty-five, the third forty-six, the fourth thirty-two.



In Macbride and Crichton it occurs as an order: the former giving only twelve, and the latter only eleven genera under it. Dr. Young reduces it to a single genus, under the name of *autalgia*, and assigns to it not more than three species, *a. dolorosa*, the subdivisions of which (they cannot be called varieties) are numerous, and include many of the preceding genera; *a. pruriginosa*; and *a. Vertigo*: the whole of which, as observed already, have little analogy in cause, effect, mode of sensation, or plan of treatment. The subdivision *a. pruriginosa* was first introduced by Sauvages, continued by Linnéus, Vogel, and Sagar; thrown out by Macbride and Crichton; and then taken up again by Dr. Young. In Sauvages and Sagar, *anxietas*, *lassitudo* and *catarrhus* are regarded as *DOLORES*; Vogel banishes the two last, but preserves the first. Linnéus, and every other nosologist has banished all three. The four last writers assign to this division rheumatism, gout, and lumbago, and perhaps with as much reason as any other affection. Crichton dismisses all these. Young dismisses rheumatism and gout, but retains lumbago and ischias as varieties; whilst both are again introduced as varieties under rheumatism, which is made a species of *causa* or inflammatory fever. It was not merely therefore from the compressed nature of his classification that Cullen proscribed the division altogether; for it is obvious that no two nosologists have been able to concur in the individual diseases that should compose it.

III. In order to render the present work more useful, and to assimilate it more closely to works of the same kind in the collateral branches of natural knowledge, to the systematic name of every disease is subjoined its chief technical and vernacular synonyms. This is a new attempt, and occasionally accompanied with no small difficulty. The vernacular synonyms are confined to the three most popular languages of Europe, English, German, and French; for these seem to be sufficient. The technical synonyms are in like manner derived from the three most extensive languages of antiquity, Greek, Latin, and Arabic: the last of which are given as well in Arabic as Roman characters,\* in order that the reader who is capable of comparing the two characters, may see the peculiar power which, in the present rendering, is assigned to the latter; for so different is this power as assigned at times by different individuals, and particularly when of different countries, that the same word is often spelt in such a variety of ways as occasionally to defy all collation, and

---

\* In the present edition, the Arabic characters are necessarily omitted.



to render it almost impossible to determine what is the Arabic term, or the Arabic characters intended to be expressed. Occasionally where the Arabic names are also Persian or Turkish, the author has added the initials or other marks of these cognate tongues; and, in a few instances, in which they are peculiarly expressive, he has also superadded the Persian or Turkish names even though different from the Arabic. At times, indeed, the Arabic writers themselves employ a Persian or a Syriac term, for several of them were of Persian or Syrian birth; and in such cases the author has also indicated the proper origin: all which has been a labour of no small trouble, from the novelty of the attempt, and the difficulty of procuring medical Arabic and other eastern books that would answer the purpose.

In Sauvages and several of the German nosologists we have the Arabic synonym given *occasionally*, but never otherwise than in Roman characters, and these not unfrequently with great inaccuracy. In Dr. Willan's description of cutaneous diseases we have a somewhat fuller reference to the Arabic synonyms, still written, however, and confined to the Roman characters, sometimes spelt with, and sometimes without a prefix of the definite article, sometimes with a continental, and sometimes with a vernacular pronunciation, from the learned author's not being acquainted with the Arabic language, and having industriously caught up the words and descriptions as he was able.

It appears high time, therefore, to give more completion to this branch of medical synonymy than has, hitherto, been attempted; and especially considering the taste which, in the present day, is evinced throughout almost every kingdom in Europe for a revival of Arabic literature, and more particularly in our own country and its vast oriental dependencies. The Arabic tongue is the oldest living language in the world: it was polished to a very high degree of classical perfection as early at least as the age of Moses, (supposing, as is generally allowed, the book of Job, which is Hebrew tissue with Arabic, to have been written by him;) it was certainly studied and cultivated, as the language of polite science, at the splendid court of Solomon; was the chief depository of learning, and particularly of medical learning in Europe, as well as in Asia and Africa, during the dark ages; and has descended as a living language without any great variation to the present day. The first translation of Euclid into English was not from the original Greek, but from an Arabic version, the work of the monk Adelard in the twelfth century, who, with various other ecclesiastics, travelled abroad for the laudable purpose



of obtaining knowledge, and studied progressively in Arabia, Egypt, and Spain; which last country alone, as it appears from the account of the Arabic manuscripts of the Escorial, drawn up by the learned Casiri, possessed at this era not fewer than *seventy* public libraries; evincing a wonderful patronage of literature by the Arabian princes, when copies of books were peculiarly scarce, and enormously expensive. On the resurrection of science, therefore, towards the fifteenth century, it was from Arabic sources and the Saracenic schools, that Europe again became acquainted with the treasures of the medical writers of Greece. The illustrious caliphats of Bagdad, Cairo, Cordova, and Fez, had long rivalled each other in giving encouragement to men of learning, and especially to physicians, whose profession, whatever might be their religious tenets, was the surest path to distinction and riches. And such was the success attendant upon this encouragement, that the colleges of Bagdad alone are said as early as the eighth and ninth centuries, to have contained not less than six thousand students at a time.

One of the first and most valuable writers in the extraordinary period before us, was Honain Ebn Isaac. Having made himself master of all the accuracies and elegancies of the Arabic tongue at Bassora, where it was supposed to be spoken in the highest classical purity, he complied with the munificent invitation of Almansor, or rather of his grandson Almamon, fixed himself at Bagdad, and among other works, translated the Aphorisms of Hippocrates with the Commentaries of Galen; giving them in Arabic instead of Syriac, which at this time was the ordinary channel of translation, and that in which the works of Mesueh were already written. Serapion was contemporary with him; and his productions, many of which are intrinsically valuable, were composed in the same tongue, and enriched from the same source. We perceive the same vein of study running through the writings of Avicenna, Avenzoar, Theophail, and Averroes. Hence the general doctrines of the Greek pathology were every thing, and all diseases were resolved into the four classes of a sanguineous, a bilious, a phlegmatic, and a melancholic temperament; or as they are denominated in their own tongue, keshi serkh, keshi zerd, keshi sepid, and keshi sijah. It is said, indeed, that the Arabian physicians have interwoven with the doctrines of the Greek schools a vast mass of lumber derived from their own religious tenets. In many instances the assertion is true; yet several of the writers were Christians, as Mesueh and Honain, and others Jews, as Ben Maimon, or, as he is often called, Maimonides: while not a few of them evince a very cor-



rect judgment and clear discrimination, as Avenzoar, who was peculiarly characterised by his rejection of useless theories. Several of them, moreover, are well worthy of study as being the original delineators of diseases common to our own day. No one ought to pretend to a scientific acquaintance with cutaneous affections, who has not studied Serapion; nor with a practical history of small-pox or the diseases of children, who has not read the pages of Rhazes, and especially his *Almansor*, in which the former is, not indeed for the first time described, but for the first time described *with accuracy*: nor ought he to be unacquainted with the *Maleki* of Haly Abbas, in which the writings of Mesueh, Serapion, and Rhazes, are critically examined and commented upon. The direct object of the present attempt will not often allow the author an opportunity of making those occasional remarks on the Arabian writers which he would like to indulge in: but he may possibly find such an opportunity in a future work on general pathology.

It may not, perhaps, be absolutely necessary to learn the Arabic tongue for this last purpose, as many of the productions referred to may be perused in an English translation; but a knowledge of Arabic, independently of its becoming a growing fashion, will throw a just and satisfactory light on a variety of technical terms imported from this quarter into our vocabularies of medicine, botany, and chemistry, which we cannot so well obtain by any other means. Thus *chimia*, and consequently *alchimia*, are Arabic words, without the change of a letter; the original characters being, and the radical idea importing "incorporeal substance or essence;" a something that eludes the senses; and hence, in a secondary sense, "cloud, mystery, deception." *Nucha* is from the same source, *nuka* or *nucha*, and signifies medulla spinalis, and, emphatically, its origin or commencement, to which part of the organ the term is applied in the technical language of the present day. To these may be added *rob*, the old pharmaceutic term for inspissated juice, and which is the exact meaning of the Arabic *rob*: jasmine (*jasmin*) the plant of this name, originally brought from the East; and *asarum* (*asarun*) importing astringency, and employed in Arabic pharmacy for this quality; the common, but erroneous, derivation of which, however, is from α neg. and σαρω "to adorn;" because, say the lexicographers, it was not admitted into the ancient coronal wreaths; though from the unsatisfactory nature of this etymology, others, nearly as extravagant, have been proposed, which it is unnecessary to quote. So *julep* or *julapium* is the Arabic, or *juleb* or *julleb*, by the Persians, into whose language it has also been ad-



mitted, written *gulab*; and imports literally a sweet medicated drink. *Kali* and *alkali*, commonly supposed to be Arabic, are Persian terms, and *kalia* and *alkalia*, far more euphonous names than the indeclinable nouns in general use, and signify the ashes of marine plants; whence the Turks employ *kal* for ashes in general as well as their lixivium. It is from the Persian tongue also we obtain bezoar, or *bezoard*, properly *ped-zahr* and literally *depellens venenum*, or *alexipharmakon*—as also numerous other terms, which it would be unpardonably digressive to enumerate in the present dissertation. Berberis, the Barbary tree, *Enberbaris*, is Arabic, Persian, and Turkish; or rather an Arabic term that has spread through all the dialects of Asia as well as of Europe.

It is easy, therefore, to trace the path by which Arabic and Persian terms, and even terms from other Oriental sources, have found their way into the medical and botanical vocabularies of the present day. Nor is it very difficult to show that the Greeks and Romans have also been considerably indebted to the same quarter for many words which enter into the common structure of their respective tongues; the radical meaning of which can only be explained by a knowledge of the Oriental dialects from which they have been borrowed. The Sanscrit has, perhaps, contributed most, but almost all the Asiatic languages have contributed something.

Thus the Latin grammarians are totally at a loss for the etymology of *æger*, *ægra*, *ægrè*; Festus gives us *ái áí*; Scaliger *ἀεργος*; others *ἀνίργος*, *ἀνίχτος*, and terms still more discrepant in sense and sound. The reader will, perhaps, readily perceive the proper origin of this term when he finds, as he will do in the ensuing pages, that *ekrah*, by the Turks pronounced *egrah*, is Arabic for “sickness, aversion, nausea, horror, or shuddering.”

Let us take another example. The Latin tongue has two distinct terms to express the organ of the liver, *hepar* and *jecur*. The first is easily referred to the Greek *ἥπαρ*; for the second the critics have scarcely a guess to offer. It is in fact a Persian term, *jekur*, which has been copied into Turkish as well as into Latin; in the former being pronounced *jegur*. It is not, however, Arabic, which gives us *kebed*, doubtless from the Hebrew, כֶּבֶד; whence also the Syriac (*kebeda*.)

It is from the Hebrew that we obtain the common adverbial prefix *bu*, or *bo*, importing magnitude or intumescence, as in *bulimia* or *bolismus*, as it is written by Gordon, *bubo*, *bubonocèle*. *Bu*, in Hebrew בָּע or בָּעָה imports “swelling, bubbling, inflation;” and hence the same term, in its duplicate form, בָּעָבָע (*bobo* or



bubo) signifies in Ezek. ch. ix. a large ichorous or pustulous tumour or bubo, and by the Septuagint is rendered *φλίκτις* which embraces both; as does the word *blain* in our vernacular version, which might with strict propriety have retained the original word bubo. Bu is commonly derived from the Greek *βους*, *bos*, as being a large animal; but this is to ascend one half way to the fountain, for *βους* or *βως*, *bos*, *boa*, *bubulus*, and various other terms, of the same family, are equally derived from the Hebrew root.

Coryza, more literally koryza, (*κορυζα*) is a term of Hippocrates, to express gravedo, or cold in the head. The grammarians have hunted in vain for its derivation, and it is now usually allowed to stand in the lexicons as a Greek radix. It is found, however, almost all over the East in tongues and dialects of higher antiquity than the Greek, importing uniformly cold, or the effects of cold. In Hebrew it is *קרי* (*koris*) and signifies "constriction or condensation;" in Chaldea, *קרישא* (*koryza*), the Greek term without the alteration of a letter, and is strictly *cold*, "*algor*, or *frigus*." It is precisely the same in Syriac, *koryza*, and is employed in this exact sense in the Syriac New Testament, John xviii. 18, and various other passages; while in Arabic we meet with it under the Hebrew form, *koris*, embracing the double idea of cold and condensation, or infarction, and consequently including both the cause and effect.

The subject is interesting, and might be pursued to a great extent. Other examples will occur in the ensuing pages; but enough has, perhaps, been said, to show the importance of connecting the science of the HEALING ART with a general study of the Oriental tongues, and of exciting the young pathologist to a cultivation of Arabian literature, in conjunction with the medical learning of Greece and Rome.

IV. There is yet another, and a very prominent feature, of the present work, which it is necessary to notice before we close, and which it is hoped will meet with the reader's approbation. In order to afford relief to the dryness of technical definitions, and verbal criticism, the author has digested his notes into a running commentary, which he has endeavoured to render replete with interesting cases, valuable hints or remarks, and singular physiological facts, gleaned from a pretty extensive perusal of the most approved authorities, collective or individual, ancient or modern; occasionally interwoven with similar illustrations, as they have occurred to the writer in his own private walk and intercourse of life.

There has, of late years, been an unnecessary degree of scept-



ticism thrown over several of the public Journals, or Ephemerides, to which he has occasionally referred, in consequence of their containing much of the marvellous, and reposing on the sole authority of the individual, by whom the case or article is related. It should be remembered, however, that several of these collectanea were established for the express purpose of communicating singular and extraordinary facts or occurrences in natural history or physiology, and of confining themselves to such cases. It is true, that they are for the most part published upon the responsibility of the writer alone; but it is upon the same single credit that by far the greater number of cases are given which are published in our own day, whether by individuals, or by collective bodies. Even the Royal Society, from whom the ensuing pages have, perhaps, chiefly borrowed, does not, in communicating its transactions to the public, assume a higher degree of testimony; and thinks it prudent, by a special advertisement, prefixed to every half volume, to caution its readers that its committee do not pretend "to answer for the certainty of the facts, or propriety of the reasonings contained in the several papers, which must still rest on the credit or judgment of their respective authors." This, indeed, ever has been, and ever must be, the main ground of authority, and rational assent; and on this account, while the writer has selected from a somewhat extensive range, he has endeavoured as far as he has been able, to weigh the characters and stations of the different individuals from whom he has quoted, whether as isolated reporters, or members of scientific academies: though it is highly probable, after all, that the greater number of the most curious and extraordinary aberrations from the common laws of health and disease, introduced into the ensuing commentary, will be found drawn from well-established scientific miscellanies and transactions of our own day rather than from those of earlier periods.

There are a few distinguished characters from whom the author has quoted with peculiar freedom, for the express purpose of pointing out the sources to which he has been indebted for much of the most valuable information he has been able to acquire upon the subject immediately before us, and in order to excite the student to a trial of the same path. These, among the ancients, are Galen and Celsus; and, among the moderns, not to name the nosologists who have already passed in review before us, Hewson, J. Hunter, Cruikshank, Fordyce, and Baillie.

The student, who has made himself master of Galen and Celsus, is enriched with all the *general* information he will ever stand in need of from the schools of antiquity, antecedently to the



Arabian caliphs. Nothing, however, can be more different than their manner, which, indeed, is one cause of the different extent of their labours; for the field of both is the same, not only in respect to matter, but nearly so in respect to range. The *MEDICINA* of Celsus is a close practical compendium of the nosology, therapeutics, and surgery of Greece and Rome during his own age, which was probably that of Augustus,\* for the most part compared with those of the earlier Greek schools. It is written with equal elegance and modesty, and is introduced by a chapter on the laws of health. The works of Galen, who was physician to Marcus Aurelius, are speculative as well as practical: they contain a full history of most of the Greek theories, and attack every one which is in opposition to the doctrines and opinions of Hippocrates; whose system he revived, defended, and illustrated with incontrovertible arguments, consummate learning, and unrivalled ingenuity. His genius was almost universal, and led him to drink deeply of every branch of science that adorned his age; and seems sometimes to have tempted him to indulge in a redundant and unnecessary display of learning. Vesalius, with a jealousy unworthy of himself, accuses him of having studied comparative anatomy to the neglect of human; but the charge was triumphantly repelled from passages in his own works as soon as it was advanced. Being a native of Pergamus, he wrote in the Greek tongue, but his style is far less elegant than that of Celsus. The best edition of his works, which is that of Venice of 1625, extends to seven volumes folio, including a Latin version. A more valuable present could not be made to the medical profession than a judicious compendium of these volumes, taking the terse compressed manner of Celsus as an example upon the occasion. As the joint Latin version of Linacre and the Italian interpreters is in far more general use than the original Greek, the author has preferred it in his quotations for the sake of an easier reference, excepting in a few instances of verbal criticism, in which he has thought it right to advert to the Greek text itself.

Upon the distinguished merit and talents of the illustrious English writers from whom he has also drawn somewhat largely, and whom he is chiefly anxious to recommend to the industrious student, it is unnecessary to say a word. They are not, indeed, the fathers of physiology; but they have furnished us, in a regular succession of instruction, with far more light, and far more important discoveries upon the subject, than have been developed

---

\* The biographers of Celsus have usually placed him under the reign of Tiberius; but Bianconi has employed far stronger arguments to show that he flourished in the Augustan age. *Epist. de Celsi Ætate.*



by any train of writers, with the exception of Baron Haller, since the days of Harvey; and have taught us how we may best interweave the principles of the animal economy, and some of them those of animal chemistry, with the practice of the healing art, and render them subservient to the most important purposes of the profession. The study is still new, and opens to us a vast uncultivated region: and it is not surprising, therefore, that its earliest labourers should occasionally have erred in beating their way through its tangled and untrodden track, and especially when indulging in a bolder and more discursive imagination. But he who, in following the path they have thus struck out, is most sensible of their errors, must have studied them with no desirable spirit, if he be not at the same time, most sensible of their exalted merits, and of the deep obligations they have conferred, not only on the world of medicine, but on the world of man.





**SERIES**  
**OF**  
**CLASSES AND ORDERS.**

---

---

**CLASS I.**

**CÆLIACA.**

Diseases of the Digestive Function.

	Page
Order I. <b>ENTERICA</b> . . . . .	1
Affecting the Alimentary Canal.	
II. <b>SPLANCHNICA</b> . . . . .	56
Affecting the Collatitious Viscera.	

---

**CLASS II.**

**PNEUMATICA.**

Diseases of the Respiratory Function.

Order I. <b>PHONICA</b> . . . . .	70
Affecting the Vocal Avenues.	
II. <b>PNEUMONICA</b> . . . . .	81
Affecting the Lungs, their Membranes, or Motive Power.	

---

**CLASS III.**

**HÆMATICA.**

Diseases of the Sanguineous Function.

Order I. <b>PYRECTICA</b> . . . . .	92
Fevers.	



	Page.
II. PHLOGOTICA . . . . .	113
Inflammations.	
III. EXANTHEMATICA . . . . .	157
Eruptive Fevers.	
IV. DYSTHETICA . . . . .	182
Cachexies.	

---

## CLASS IV.

### NEUROTICA.

#### Diseases of the Nervous Function.

Order I. PHRENICA . . . . .	219
Affecting the Intellect.	
II. ÆSTHETICA . . . . .	237
Affecting the Sensation.	
III. CINETICA . . . . .	260
Affecting the Muscles.	
IV. SYSTATICA . . . . .	273
Affecting several or all the Sensorial Powers simultaneously.	

---

## CLASS V.

### GENETICA.

#### Diseases of the Sexual Function.

Order I. CENOTICA . . . . .	294
Affecting the Fluids.	
II. ORGASTICA . . . . .	303
Affecting the Orgasm.	
III. CARPOTICA . . . . .	318
Affecting the Impregnation.	



## CLASS VI.

### ECCRITICA.

#### Diseases of the Excrerent Function.

	Page
Order I. MESOTICA . . . . .	325
Affecting the Parenchyma.	
II. CATOTICA . . . . .	336
Affecting Internal Surfaces.	
III. ACROTICA . . . . .	354
Affecting the External Surface.	


## CLASS VII.

### TYCHICA.

#### Fortuitous Lesions or Deformities.

Order I. APALOTICA . . . . .	395
Affecting the Soft Parts.	
II. STEREOTICA . . . . .	407
Affecting the Hard Parts.	
III. MORPHICA . . . . .	412
Monstrosities of Birth.	







# TABLE

## OF THE

### AFFIXES AND SUFFIXES

THAT CHIEFLY OCCUR IN THE ENSUING NOMENCLATURE,

*With the Senses in which they are used.*

#### AFFIXES.

<b>A</b> . . . . .	(α)	. . . . .	Diminution or loss of quality or power.
<b>Apo, ap, aph</b> . . . . .	(απο, απ, αφ)	. . . . .	} For the most part terative, duplicate, or augmented action : but often indeterminate.
<b>Cata, cat</b> . . . . .	(κατα, κατ)	. . . . .	
<b>Dia</b> . . . . .	(δια)	. . . . .	Separation ; discernment ; or secretion.
<b>Dys</b> . . . . .	(δυσ)	. . . . .	Morbid state or action generally ; emphatical, when accompanied with distress or difficulty.
<b>Ec, ex</b> . . . . .	(εκ, εξ)	. . . . .	} Out of ; outwards ; over ; above.
<b>Epi, ep, eph</b> . . . . .	(επι, επ, εφ)	. . . . .	
<b>Hyper</b> . . . . .	(υπερ)	. . . . .	
<b>En</b> . . . . .	(εν)	. . . . .	Within ; below ; applied to places.
			Superiority ; excess or intensity ; applied to quantity or quality.
<b>Para</b> . . . . .	(παρα)	. . . . .	Morbid state or action generally ; and hence synonymous with <i>dys</i> ; except in a few terms derived from anatomy, in which it imports <i>apud</i> , "bordering on," as in parotitis, paronychia.
<b>Peri</b> . . . . .	(περι)	. . . . .	Circuit ; circumference.

#### SUFFIXES.

<b>Algia</b> . . . . .	(αλγια)	. . . . .	Pain or ache.
<b>Asmus, osmus,</b>	(ασμα, ασμος)	. . . . .	} Morbid action, power, or possession generally ; but mostly very indeterminate.
<b>Esmus, ismus</b> . . . . .	(εσμος, ισμος)	. . . . .	
<b>Esis, osis</b> . . . . .	(εσις, ωσις)	. . . . .	} Cutaneous eruption, unconnected with fever as its cause.
<b>Iasis</b> . . . . .	(ιασις)	. . . . .	



Itis . . . .	(ιτης)	. . . . .	Organic inflammation.
Kele, cele . .	(κηλη)	. . . . .	Covered protrusion of a soft part.
Odes . . . .	(ωδης)	. . . . .	Like; a-kin to.
Oma . . . .	(ωμα)	. . . . .	External protuberance.
Ptoma . . . .	(πτωμα)	. . . . .	Naked prolapse of a soft part.
Rhœa . . . .	(ρœα)	. . . . .	Preternatural flux of any fluid except blood.
Rhagia . . . .	(ραγια)	. . . . .	Preternatural flux of blood.

## LATIN.

Igo . . . .	. . . . .	Diffusive or migratory action or motion
Illa, ula . .	. . . . .	} Simple diminutive terminations.
Illaris, ularis . .	. . . . .	
Osus . . . .	. . . . .	Simple augmentive termination.



# NOSOLOGY.

---

## CLASS I.

### CÆLIACA.

DISEASES OF THE DIGESTIVE FUNCTION.

---

## ORDER I.

### ENTERICA.

AFFECTING THE ALIMENTARY CANAL.

DISQUIET, or diseased action in some part of the passage for the reception and detrition of the food.

---

## GENUS I.

### ODONTIA.

Pain or derangement of the teeth or their sockets.

Odontalgia. *Sauv.*

---

CLASS I. CÆLIACA. Κοιλιακα, "alvina," from κοιλια, "alvus," "venter:" and hence the terms cœliac artery, and cœliac passion.

ORDER I. ENTERICA. Εντερικα, "intestinalia;" from εντερον, "intestinum," "alvus," "viscus."

GEN. I. ODONTIA. From οδους, "dens." This word is preferred to odontiasis, first, because the termination *iasis* is now generally indicative of diseases of the skin; and next, because odontiasis has



## 1. DENTITIONIS. Irritation from cutting the teeth.

Odontiasis. *Paul. Ægin.*Odontalgia dentitionis. *Saw.*Odaxismus. *Vog.*Ziras. *Arab.*

been chiefly limited to a single species of the present genus, *o. dolorosa*, or *tooth-ache*. In the compounds of *odontos*, odontia is common to the Greek writers, as *teiodontia*, &c.

As the jaw-bones of youth are both wider and longer than those of infancy, it is obvious that the teeth which are cut in the first year must be incapable of filling up the bony arch of the fourteenth. They might indeed have been so contrived as to grow in proportion to the increased range of the jaw-bones; but from their being extraneous bodies, this must have been a very complex process, while the very circumstance of their growth, and the internal change which must be continually taking place, would expose them to many more diseases than they are subject to at present.

A much simpler plan has been devised; and the teeth of man, as indeed of most mammals, are composed of two distinct sets, differing both in number and structure: the first or smaller set consisting of ten for each jaw, which are cut between the ninth and twenty-fourth month after birth, shed between the seventh and fourteenth year, and from the period of their protrusion called milk-teeth; and the second, or larger set, consisting of fourteen, fifteen, or sixteen for each jaw; for they occasionally vary in number, which are cut progressively, upon the shedding of the first set, between the seventh or eighth, and the seventeenth or eighteenth year, and from their continuing till old age, except in cases of accident or disease, are denominated permanent teeth. The farthest grinder on each side, however, is seldom cut so early as the eighteenth year—generally after the twentieth, and sometimes not till the thirtieth: on which account these teeth are denominated *dentes sapientiæ*, or teeth of wisdom.

The rudiments of all the first set, and of four belonging to each jaw of the second set, are produced in the foetus. These rudiments consist of minute pulpy substances secreted in the body of the gums, progressively elongating to form their respective necks and fangs. They are each surrounded by a peculiar membrane, and a bony process which is denominated its alveolus or socket, that shoots up from the jaw-bone as the tooth advances; it accompanies its growth, and at first entirely surrounds it, though it yields in its upper surface as the tooth, in consequence of the gradual elongation of its fang or fangs, is forced through and cuts the gum; and when the first set, having answered its temporary purpose, has its fangs absorbed, and the body of each tooth shed or cast out by the gums, the attendant sockets are equally absorbed, and disappear at the same time.



Zahnen. G.

Dentition. F.

Teething.

α Lactentium. Cutting the milk or shedding teeth.

ε Puerilis. Cutting the second set or permanent teeth.

This wonderful change begins to take place, as already observed, about the seventh year, at which time we possess far more teeth, including both the grown and the growing, than at any other period whatever: for we have in each jaw ten temporary teeth complete, ten incomplete to succeed them, and the two permanent grinders, whose stamina were formed during fetal life, making not less than forty-four in the whole. The permanent teeth have separate sockets of their own, and in consequence of the prolongation of the jaw-bones, and their augmented breadth to meet this change, do not lie immediately under the corresponding shedding teeth, nor directly contribute to the process of shedding, which chiefly takes place in consequence of the absorption of the fangs and sockets of the temporary set, though their ascent contributes in some degree to the general process.

1. γ *O. dentitionis, Adultorum*. The cutting of these teeth is often attended with peculiar pain and inconvenience, especially when the process takes place very late, and consequently after the jaw-bones have ceased to grow: for we have in this case often a want of sufficient room, and, in the upper jaw, the tooth on each side is frequently obliged to grow backward, in which position it sometimes presses on the anterior edge of the coronoid process in shutting the mouth, and consequently gives considerable pain. When the same fact takes place in the lower jaw, some part of the tooth continues to lie hid under that process, and covered with the soft parts, which are always liable to be squeezed between the new tooth and the corresponding one in the upper jaw. Nothing but a free opening will ever suffice in this case, nor even this always; for at times the evil can only be cured by removing the tooth itself.

1. δ *O. dentitionis, Senilium*. Occasionally reproduced as late as at the age of ninety or a hundred. At 92 *Ysabern*, Journ. de Med. tom. xxv. p. 316.—At 100 *Nitzsch*, Ephem. Erudit. Ann. 1666, p. 175.—At 120 *Ephem. Nat. Cur.* Dec. 11. Ann. iii. Obs. 15.

For the most part, the teeth shoot forth irregularly, and few in number, so as to be of little benefit, and sometimes more injurious than useful, by preventing the approximation of the callous gums, which till now had been employed as a substitute for the teeth. In one instance, though only in one, Mr. J. Hunter informs us, that he was witness to the reproduction of a complete set in both jaws; and he supposes that in all these cases a new alveolar process is formed as in the preceding sets. "From this circumstance," says he, "and another that sometimes happens to women at this age, it would ap-



- γ *Adultorum.* Cutting the adult or wise teeth.  
 δ *Senilium.* Cutting teeth in advanced life, or old age.

pear that there is some effort in nature to renew the body at that period."

He alludes to a return of menstruation: but there are other facts, and of perhaps a still more singular kind, that point to the same conclusion. The author once attended a lady who cut several straggling teeth at the age of seventy-four, and at the same time recovered her sight so completely as to throw away her spectacles, which she had made use of for twenty years, and to be able to read with ease the smallest print of the newspapers. In another case that occurred to him, a lady of seventy-six cut two molares, and at the same time completely recovered her hearing, after having for some years been so deaf as to be obliged to feel the clapper of a small hand-bell which she always kept by her on a table in order to know whether she made it ring.

One of the most singular instances on record is that given by Dr. Slare in the *Phil. Trans.* vol. xxvii. 1713, as it occurred to his father. At the age of seventy-five he renewed an incisor lost twenty-five years before; at seventy-seven, he renewed another incisor to supply a similar vacancy; at eighty, all his teeth were hereby rendered perfect; at eighty-two, they all dropped out successively; two years afterwards they were all successively renewed: so that at eighty-five he had an entire new set. His hair simultaneously changed from a white to a dark hue, and his constitution seemed somewhat more healthy and vigorous. He died suddenly at ninety-nine or a hundred.

2. *Odontia dolorosa.* The varieties are abridged from Cullen, or rather from Sauvages, from whom Cullen has copied them. In the earlier editions of Cullen's *Nosology*, *odontia dolorosa* (odontalgia as he terms it) is arranged as a species of rheumatism, after Hoffman. In the fourth and succeeding editions it is raised to the rank of a distinct genus, and placed (xxii) between *arthrodynia* and *podagra*. The Anglo-Saxon name for this affection was *toth-ece*.

There may possibly be other varieties than are here offered. Every tooth has an internal cavity, which commences at the point of its fang, and enlarges as it ascends into its body. This cavity is not cellular, but smooth in its surface; it contains no marrow, but appears to be filled with blood-vessels, which are doubtless accompanied with nerves, which must necessarily be derived from the second and third branches of the fifth pair, though they have never been distinctly traced. In the interior of this cavity the teeth appear to be peculiarly sensible, and hence direct or indirect exposure to the external air, or in other words a carious aperture, or a current of sharp air without such aperture, (for the air seems in many instances to act through the substance of a sound tooth,) will be sufficient to



2. DOLORÓSA. Acute pain in the teeth or their sockets.  
Odontalgia. Hoffm. Lin. Vog. Cull.

---

produce acute pain, and is in fact the common cause of tooth-ache : on which account the readiest modes of cure consist in stopping up the aperture with metal or some other substance, defending the tooth from the access of cold, or destroying the nerve by caustics or cauteries through the aperture itself.

Perhaps the pain called scorbutic may be regarded as an example of the sympathetic variety : that from gout is for the most part a real transfer of action, the organ previously affected being generally at ease, or nearly so, during its continuation.

For the caries of perfect teeth it is not easy to account. Out of the body they are indestructible, excepting by very powerful chemical agents ; and yet, in the judgment of many physiologists, they are nearly in the same state in the body as out of it ; being extraneous substances formed complete at first, without vascularity, growth, or internal action, and even destitute of absorbents. Such at least was the opinion of Mr. J. Hunter when composing his "Natural History of the Human Teeth," an opinion drawn from the impossibility of injecting them—the perfection in which they are produced at first, and their retaining their natural colour after so long a use of madder as a food, that all the other bones of the body have become thoroughly tinged with it. "But they have most certainly," says he, "a living principle, by which means they make part of the body, and are capable of uniting with any part of a living body ; and it is to be observed, that affections of the whole body have less influence upon the teeth than upon any other part of the body. Thus in children affected with the rickets, the teeth grow equally well as in health, though all the other bones are much affected ; and hence their teeth being of a larger size in proportion to the other parts, their mouths are protuberant."

Admitting the soundness of these experiments, and the accuracy of this reasoning, it seems impossible that the teeth, when once perfectly produced in the gums, should ever decay : for no action of the living principle can occasion a secretion of those chemical agents which would alone, in such case, be capable of destroying them. It is probable therefore that this reasoning is erroneous, and that the teeth are vascular, though the art of injection is incapable of tracing the vascular structure, and the colouring particles of madder-root are not sufficiently attenuate to enter their vessels. Mr. Hunter himself, indeed, appears to speak with some degree of hesitation in the treatise before us ; and in his subsequent treatise "On the Diseases of Teeth," offers observations that seem to show he had at that time embraced a different opinion. In the first essay, indeed, he allows that "the fangs of teeth are liable to swellings, seemingly of the spina ventosa kind, like other bones;" but he im-



Dentium dolor. *Cels.* vi. 9.  
Zahn-pein. *G.*  
Mal de dents. *F.*  
*Tooth-ache.*

---

mediately adds, that "there may be a deception here, for the swelling may be an original formation." Yet in the second essay, he treats of this swelling as one of the diseases to which the teeth are perpetually liable; he regards the teeth as subject to the common inflammation of other bones, and, like other bones, evincing at times great sensibility through the entire substance of the organ, as well as in the central cavity itself. Nor is it quite certain that the body of a tooth does not occasionally enlarge as well as its fangs; for nothing is more common than for the space produced by extracting one of the grinders of a healthy adult to be filled up by an approximation of the two adjoining teeth. Mr. Hunter, indeed, endeavours to account for this, by supposing that each of these teeth has been pressed into the vacancy by the teeth behind them, in consequence of their want of a proper support in this direction; but in such case there must be some vacuity discoverable between themselves and the teeth which have thus urged them forward. In various cases, the author has never been able to trace any such vacuity whatever; and has a decisive example to the contrary in the state of his own teeth: for having, when a boy of twelve years old, had the second of the bicuspidati extracted, the vacancy thereby produced has been so completely filled up by the enlargement of the adjoining teeth, that these teeth closely touch, and he is only able to introduce a fine probe between them at the neck, or lowest and narrowest part; while he can introduce nothing between any of the other teeth, which have in no respect given way or separated from each other.

There is probably, therefore, some internal action continually taking place, though we are not able to trace it very evidently. And it is probable, also, that a caries of the teeth is occasionally produced by some internal cause operating upon and vitiating this action, though there can be no doubt that the chief causes are external. We have already noticed exposure to currents of cold air, and the medical practitioners of Germany and the north appeal to the opposite extreme, of the habitual use of hot aliments as a still more general and mischievous source of the same evil. In the Swedish *Amanitates Academicæ*, Vol. VII. art. 136, we have an elaborate examination of this subject by M. Ribe, who tells us, among other things, that "man is the only animal accustomed to hot foods, and almost the only animal affected with carious teeth." Whence the author takes occasion to condemn, in an especial manner, the custom of drinking hot tea and coffee. And, in accordance with this remark and recommendation, M. Tillæus, another celebrated writer in the same interesting journal, tells us from Kalm, in his paper en-



α Cariosa. Carious, or from decay.

ς Catarrhalis. From cold.

γ Nervorum. Chiefly or altogether confined to the nerves of the sockets or jaw-bone, and not relieved by extracting the suspected teeth. *Hunter on Teeth*, p. 190.

δ Sympathetica. From sympathy : as that of pregnancy, or irritating sordes in the stomach.

Found also, occasionally, as a symptom, in scurvy (porphyra), erratic gout, and hysteric diathesis.

3. STUPŌRIS. Tingling pain in the teeth from stridulous sounds, vellication, or acrid substances.

Hæmodia, (αἱμωδία). *Aristot.*

tiled *Potus Theæ*, that the Indians of North America knew nothing of the inconvenience of carious teeth or debilitated stomachs, till tea was introduced among them. There can be no question that the two extremes of heat and cold must be greatly, perhaps equally injurious to the teeth; and as little that the inhabitants of high northern latitudes must suffer more than others from the use of hot aliments in consequence of the greater coldness of their atmospheric temperature.

By whatever means, however, a decay or caries of the teeth may be produced, it appears to operate in three different ways; sometimes commencing in the internal cavity, and working its path outward; sometimes outward, and working its path within; and sometimes by a wasting of the enamel, and consequent denudation of the bony part. The first is the least common affection, and is discoverable by the appearance of the internal blackness through the external shell; the third is more common than the first, and the second the most frequent of the whole; evincing, at its commencement, the appearance of an opaque white spot through the enamel, which gradually crumbles away about the spot, and thus discloses that part of the body of the tooth which forms the original seat of the disease, and which, by its continuance, converts the early spot into a hole, and at length destroys it altogether, or at least down to its neck, unless the pain produced by its progress compel the patient to have it extracted before the disease advances thus far.

3. *Odontia stuporis*. *Darwin Zoonom.* Sect. xvi. 10, and Class iv. i. 2. 3. has observed, that this unpleasant affection is at times produced by imagination alone. At the time of writing this, the author has just left a very intelligent friend, by whom he was consulted upon a case of spongy and highly irritable gums (gen. i. 7. α.), and who observed, that just before the author saw him, he thought he should have gone mad upon hearing a woman cry bullaces for sale :



Odontalgia hæmodia. *Sauv.*

Dolor dentium à stridore. *Darw.*

Zähne-stumpf. *G.*

Agacement des dents. *F.*

Tooth-edge.

α A stridore. From grating sounds.

ς Ab acritudine. From vellication or acrid substances.

4. DEFÓRMIS. Deformity of the teeth from error of shape, position, or number.

5. EDENTULA. Loss or want of teeth.

Nodosia (νωδοσία). *Auct. Græc.*

Nefrendis. *Vog.*

Toothlessness.

it gave him a tooth-edge, that, to use his own terms, convulsed all his muscles, and seemed to run through his brain.

4. *Odontia deformis*. This species was called by the Greeks *chauiodos* (χαυλιόδος), as was also the person who was thus disfigured. *Arist. de Part. an. iii. l. Optian. de Venat. l. vii.*

See *Hunter*, p. 115, 199, for examples of a double row of teeth: as also *Bloch*, *Medicinische Bemerkungen*, p. 19. Triple row, *Neander*, *Physic*, Part II. Numerous and confused rows, *Eph. Nat. Cur.* Dec. I. ann. iii. p. 566. ann. vii. viii. obs. 101.

5. *Odontia edéntula*. In the varieties of this species the affection seldom extends to all the teeth except in the case of old age. In the first, or that from constitutional defect, a few only in one or both jaws are left unprovided for; while sometimes an effort to this purpose is commenced, but not carried to perfection. "In the head of a young subject which I examined," says Mr. J. Hunter, "I found that the two first incisor teeth in the upper jaw had not cut the gum; nor had they any root or fang, excepting so much as was necessary to fasten them to the gum on their upper surface; and on examining the jaw, I found there was no alveolar process nor sockets in that part." *Nat. Hist. of the Human Teeth*, p. 8.

7. *Odontia excrescens*. This is a common symptom of the true scurvy; but it should not be confounded with it, as it is sometimes an attendant upon other diseases, and sometimes an idiopathic affection. "I have often," says Mr. J. Hunter, "seen the same appearances in children evidently of a scrofulous habit; and have also suspected them in grown people. They likewise frequently appear in persons who are in all other respects perfectly well." *Diseases of the Teeth*, &c. ch. iii.

GEN. II. PTYALISMUS. πτυαλισμος, or πτυελισμος, from πτυω, "exspuo," "excreo." The sympathetic variety of this species is so common as to become proverbial. It is most obvious, however, in those animals whose salivary glands are peculiarly irritable, and



- α Peculiaris. From constitutional defect.
- ς A vi extrinseca. From external violence.
- γ à carie. From decay.
- δ Senilium. From old age.
- 6. INCRUSTANS. Teeth incrustated with extraneous matter. *Tartar of the teeth.* *Hunter*, p. 192.  
Concreted by it into one mass. *Eustach.* Tr. de Dent. cap. 2.
- 7. EXCRESCENS. The substance of the surrounding gums excrescent.  
*Epulis* (επουλιδες). *Paul. Aegin.* iii. 26.
- α Spongiosa. Fungous or spongy gums.  
*Scurvy of the gums*, vulgarly so called. *J. Hunter*, p. 184.
- ς Extuberans. With distinct extuberances on the surface.  
*Epulis.* *Heister.* Chir. tom. i. p. ii. c. 85.  
*Sarcoma epulis.* *Sauv.*  
Sometimes softer and fleshy. *J. Hunt.* p. 169; and sometimes thicker and callous. *Id.* p. 188. Produced by vermicles. *Act. Erudit.* *Lips.* 1715, p. 410. 1719, p. 12.

consequently soon excited to increased action; as the domestic dog, which from this circumstance is almost always slavering; and in which this secretion seems to answer the purpose of insensible perspiration in other quadrupeds, for the domestic dog is not known to have any such discharge, and never sweats under the severest exercise. *Munro*, Comp. Anat. This curious fact has not been sufficiently attended to in studying comparative physiology: for it seems capable of giving us a glance at many of the most singular diseases by which the dog is peculiarly characterised.

As a critical discharge, salivation is for the most part salutary, and often terminates the disease that excites it. This is frequently the case in fevers, and the following instance is perhaps worth relating. A lady aged twenty-four, and of a delicate constitution, was attacked with a typhus in the spring of 1788, under which she gradually drooped for nearly three weeks. The author thought her in great danger; but on the twentieth day a sudden and copious ptyalism supervened, that evidently afforded her considerable relief. This continued for upwards of a week, the daily secretion being never less than a pint, and twice not less than a pint and a quarter. Yet, instead of adding to her debility, it appeared to give fresh vigour to the system: the digestive function resumed its office; she daily improved in strength, and on its cessation at the above period was in a state of convalescence.



## GENUS II.

## PTYALISMUS.

Involuntary flow of saliva from the mouth.

Ptyalismus (πτυαλισμος.) *Hippocr. Coac.*

Anabexis (αναβηξις). *Gal.*

1. ACUTUS Increased secretion of saliva from increased action of the salivary glands.

Salivatio callida. *Darw. i. i. 2. 6.*

Epiphora ptyalismus. *Young.*

Speichel-fluss. *G.*

Salivation. *F.*

Salivation.

- α Hydrargyrátus. Produced by the use of mercurial preparations.

Ptyalismus mercurialis. *Heins. Sauv.*

- 6 Sympathéticus. Produced by the sight, smell, or thought of agreeable food.

Salivæ fluxus cibo visô. *Darw. iv. i. 2. 6.*

Mouth-watering.

---

We have numerous histories in which it has proved equally serviceable about the acme of small-pox; and the fluid of dropsies is said to have been not unfrequently carried off by the same channel. In the Medical Observations and Inquiries, iii. 241, there is a singular case of an obstinate vomiting of five months standing being relieved, upon a return of a salivation, which for this period had ceased. But perhaps one of the most extraordinary instances to be met with is related by Dr. Huxham, in Phil. Trans. for 1724, Vol. XXXIII. The patient was a man aged forty, of a spare, bilious habit, who had an attack of jaundice, followed by a paroxysm of colic, this last being produced by drinking too freely of cider. Among other medicines was given a bolus, containing a scruple of jalap, eight grains of calomel, and a grain of opium. Copious dejections followed, and a few hours afterwards the patient complained of pain and swelling in the fauces, spat up a little thick, brown saliva, which was soon considerably increased in quantity, of a deep colour, resembling greenish bile, though somewhat thinner. This flux of green and bilious saliva continued for about forty hours, during which time the quantity discharged amounted to two sextarii, or four pints. The colour of the saliva then changed to yellow, like a solution of gamboge, with an increase rather than a diminution of the quantity. It continued of this colour for the space of



- ✓ *Mellitus.* Accompanied with a sweet or mucilaginous taste.  
*Apocenosis, ptyalismus, mellitus.* *Parr.*  
*Sweet-spittle.*

See for examples *Act. Hafn.* iv. obs. 72. *Schurig*, *Sialographia*. Found also, occasionally, as a symptom in dentition, and as a sequel or crisis of various other affections.

2. *CHRONICUS.* Increased secretion of saliva from debilitated habit; and relaxation of the salivary glands.

*Ptyalismus à laxitate* *Cheyne.* *Sauv.*

*Ptyalismus asthenicus.* *Parr.*

*Ptyalismus idiopathicus.* *Cricht.*

"Si quis ptyalismus *idiopathicus* sit, pro eo habere vellem."  
*Cull. Nosol. gen. cxx.* See *Ephem. Nat. Cur.* Dec. ii. ann. vii. obs. 5.

3. *INERS.* Involuntary flow of saliva from a sluggishness of deglutition without increased secretion.

*Geiffern.* *G.*

*Bave.* *F.*

*Drivelling.* *Slavering.*

α *Infantilis.* Of infancy: independently of dentition.

ς *Senilis.* Of old age.

✓ *Moriæ.* Of dotards or ideots.

forty hours more, after which it gradually became pellucid, and the salivation ceased as suddenly as it came on. During the flow of the saliva, the teeth and fauces were as green as if they had been stained with verdigris, and the teeth retained the same colour for a fortnight after the ptyalism had ceased. The patient had a few years before been suddenly attacked by a spontaneous salivation, so excessive as to endanger his life. In the present instance, therefore, it is probable that the dose of calomel co-operated with the peculiarity of the constitution in exciting the discharge: but whatever was its cause, it proved critical both of the jaundice and the colic; for, from the moment it took place, the pain of the bowels ceased, and the greenish colour of the skin began to subside, the urine being at the same time secreted more abundantly, and of a blackish hue.

The secretion of sweet or mawkish saliva is not only for the most part free, but accompanied with nausea, and other symptoms of indigestion: and is probably what Sauvages intends by his first species, *p. nauseosus*, or *à saburrâ nidosâ*. It is relieved by magnesia and other absorbents; but will often only yield to an emetic, followed by warm stomachics. The author has not found acids of more than palliative service, and has sometimes thought the complaint worse for their exhibition.



## GENUS III.

## DYSPHAGIA.

Pain or obstruction in swallowing, without inflammation, and mostly without impeded respiration.

Dysphagia. *Sauv. Cull. Sag. Plouquet.*

Ocatoposis. *Vog.*

Œsophagismus. *Vog.*

1. CONSTRICTA. Difficulty of swallowing from permanent contraction of the œsophagus.

Dysphagia œsophagea. *Sauv.*

The contraction may be produced by ossification, excrescences, scirrhus, or calculous concretions, about the palate, &c.

2. ATÓNICA. Difficulty of swallowing from debility of the muscles of deglutition.

GEN. III. DYSPHAGIA. From *δυσ*, male, and *φαγω*, edo, *glutio*. It is singular that so few of the nosologists should have followed Sauvages in making this a distinct genus; since dysphagia is as much entitled to such a distinction as *dysphonia*, or *paraphonia*, as it occurs in *Cullen*. *Sauvages* has unquestionably, as in several other genera, introduced species that belong elsewhere, and which he is again obliged to notice in other places; but the species now offered can, perhaps, be no where so well arranged as in their present situation, and the generic character is sufficiently marked. In *Parr*, dysphagia is arranged as a species: but it is uncertain what he intended it to import; for though he has placed it in his nosological catalogue, he has no where explained it, and has altogether forgotten the word in his general alphabet. In this catalogue it occurs under a genus which he has named *constrictoria*, and which, with singular violence, includes along with it *obstipatio* and *polyphus*.

1. *Dysphagia constricta*. See *Bonet*. Sepulcr. obs. 10. *Krüger* Journ. de Med. Jul. 1765. *Heister*. Anat. de Œsophago. *Sauv.* in loc. *Mem. Med. Soc. Lond.* II. 177. See especially, *Edin. Med. Essays*, Vol. II. 4th edit. in which are two interesting cases of scirrhus in the œsophagus; one accompanied with a hard glandiform excrescence, extending from the middle of the canal to the upper orifice of the stomach, and so closely filling it that a probe could be scarcely thrust down.

The causes are very numerous: the habit of drinking very hot fluids, as tea or coffee, has frequently produced it. It has occasionally been induced by the *datura stramonium*. See *Eph. Nat. Cur.*



Dysphagia paralytica. *Sauv.*

Asthenia deglutitionis. *Young.*

3. GLOBÓSA. Difficulty of swallowing from wind in the stomach spasmodically compressed into the feeling of a ball, ascending into the œsophagus, and producing a sense of strangulation.

Dysphagia hysterica. *Sauv.*

Angone. *Vog.*

Globus hystericus. *Darw.* 1. iii. 1. 7.

Orthopnoea hysterica. *Sauv.*

Nervous Quinsey. *Heberden.*

4. UVULÓSA. Swallowing obstructed or troublesome from relaxation and enlargement of the uvula.

Hypostaphyle. *Sauv. Sag.*

Prolapsus uvulæ. *Parr.*

Œdema uvulæ. *Gorter.*

Productio uvulæ à pituita. *Heister.*

Chute de la lnette. *F.*

5. LINGUÓSA. Swallowing obstructed, or troublesome from protrusion or magnitude of the tongue.

Glossocèle. *Gaubii Pathol.*

Paraglosse. *Sauv. Vog. Sag.*

α Exertoria. Tongue extended from the mouth, often with enlargement of the substance.

Paraglosse exertoria. *Sauv.*

Linguae exertio. *Gorter. Syst. Pract. Med.*

Prolapsus linguae. *Parr.*

Stecker-zunge. *G.*

Sortie de la langue. *F.*

Lolling-tongue.

Dec. III. an. ii. More generally by ulcers, which usually take place at the upper or lower extremity of the œsophagus. Sometimes by a hard thickening of the coats of the œsophagus, similar to what constitutes a scirrhus in a glandular organ. *Baillie, Morb. Anat. Fasc. III. Pl. 3. 4.*

In one instance of indurated stricture of the upper part of the œsophagus, the author knew a lady supported for twenty years by food passed through a silver canula into the stomach.

3. *Dysphagia globosa.* This is by no means a mere symptom of hysteria, as is often supposed; for it as frequently occurs under the influence of various passions, as grief, fear, and anger; and is a frequent attendant upon the hypochondriacal diathesis. It is, however, for the most part a sympathetic affection, concatenating with the state of the stomach.



See a singular case in *Bonet*, Sepulchr. Lib. I. Sect. xxi. obs. 27.

- 6 *Ranula*. Intumescence of the salivary glands or ducts.

*Emphragma salivare*. *Young*.

*Frog-tongue*.

The species found also occasionally as a symptom in bronchocele, enlargements of the thymus, and other causes of external pressure.

## GENUS IV.

### DIPSOSIS.

The desire for drinking excessive or impaired.

*Morbid thirst*.

1. *AVENS*. Constant desire of drinking ; with a sense of dryness in the mouth and throat.

*Polydipsia*. *Sauv. Linn. Vog. Sag. Cull.*

*Sitis morbosa*. *Bonet. Sepulchr. tom. ii.*

*Grossen durst*. *G.*

*Soif excessive*. *F.*

Two hundred pints of wine, and the same quantity of water drunk daily. *Eph. Nat. Cur. cent. vii. obs. 84.*—Eighty measures of liquid daily. *Binninger Act. Helvet. vii. n. 16.*

Chiefly a sympathetic affection, or symptom of some other complaint.

2. *EXPERTS*. Constant want of thirst.

*Adipsia*. *Sauv. Linn. Vog. Sag. Cull.*

---

GEN. IV. DIPSÓSIS. From *δίψαω*, "sitio:" and hence the compounds so common in medical nosology, *adipsia*, *polydipsia*, *phobodipsia*, the last being a synonym of *hydrophobia*. *Sauvages* relates two cases of patients in whom it formed an original disease: the one a learned and excellent member of the academy of Toulouse, who never thirsted, and passed whole months without drinking in the hottest part of the summer. The other a woman who for forty days abstained altogether from drinking, not having had the smallest desire; and who was nevertheless of a warm and irascible temperament. *Tom. i. p. 770.*—See another case that continued for some years, in the *Ephem. Nat. Cur. Cent. V. and VI. obs. 30.*



Mangel-durst. *G.*

Manquement de soif. *F.*

Like the last, often symptomatic.

---

## GENUS V.

### LIMOSIS.

The appetite for food impaired, excessive or depraved.

Dyspepsia. *Cull. Cricht. Young.*

Stomach disease. *Cricht.*

*Morbid appetite.*

---

GEN. V. LIMÓSIS. From λιμος, "fames," "esuries," a root as well known to medical students as the preceding. This genus must necessarily be of very extensive range and complication, since the stomach, in the language of Mr. J. Hunter, may fairly be contemplated as the "seat of universal sympathy," (*Anim. Econ.* p. 138); or, as he expresses it more at large in p. 132 of the same work, "the stomach sympathizes with every part of an animal, and every part sympathizes with the stomach."

Nothing can more fully show the necessity of some common radical to express the idea of hunger, and its relations in a medical sense, than the multiplicity and even confusion of terms which have been employed for this purpose by different medical writers. I have noticed this subject at some length in the Introductory Dissertation, and shall here therefore only remark, that almost every primitive and compound the Greek tongue can afford has been had recourse to for this purpose: as λιμος, φαγο, ορεξις, (*limus*, *phago*, *orexis*); hence bulimia, boulimus, boulimiasis, palnlimus, from *limus*; phagæna, phagedæna, and addephagia, from *phago*; and cynorexia and lycorexia, from *orexis*. For the sake of simplicity and ease to the student, the author has confined himself to the first of these.

The present genus, in the extent of its range, runs nearly parallel with the dyspepsia of Dr. Cullen; including, however, *l. avens* or bulimia, *l. experts* or anorexia, and pica, which the latter does not; though it is less comprehensive than the dyspepsia of Dr. Young, which not only includes all these, but adipsia and polydipsia, and even hypochondriasis and chlorosis.

It is not from a desire of differing from writers of such high and deserved reputation that the author has not adopted dyspepsia in the present place, but because it appears to be more appropriate as a specific than as a generic appellation in the sense of what is usually



## 1. AVENS. Insatiable craving for food.

Bulimia. *Sauv. Sag. Cull. Cricht.*Bulimus. *Plouquet.*Addephagia. Cynorexia. *Vog.*Phagæna. Phagedæna. *Cæl. Aurel. Galen, lib. iii. Com. in**Lib. Epidem. Aph. 7.*Nehem. *Arab.*Fress-sucht. Hundes-hunger. *G.*Faim canine. *F.**Canine appetite.*

α Syncóptica. From a feeling of faintness and inanition.

ε Helluonum. From habitual indulgence in large and frequent meals.

understood by the term *indigestion*, and nearly parallel to the limited meaning assigned to it by Vogel, who, perhaps, first introduced it into methodical nosology. The reader will therefore find it employed in this sense in spec. 7 of the present genus.

1. α. *L. avens, Syncoptica.* In the Phil. Trans. Vol. xlii. 1745, is a singular case related by Dr. Mortimer, of a boy twelve years old, who from a feeling of inanition had so strong a craving, that he would gnaw his own flesh when not supplied with food. When awake, he was constantly devouring, though whatever he swallowed was soon afterwards rejected. The food given him consisted of bread, meat, beer, milk, water, butter, cheese, sugar, treacle, puddings, pies, fruits, broth, potatoes; and of these he swallowed in six successive days, 384 lbs. 2 oz. avoirdupois, being 64 lbs. a day on an average. The disease continued for a year.

Occasionally produced by worms. See a curious case of Dr. Burroughs, Phil. Trans. xxii. 1700; in which the patient from his affection was rendered capable of devouring an ordinary leg of mutton at a meal for several days together, and fed greedily also on sow-thistles and other coarse plants.

2. α. *L. exfers Pathematica.* This is chiefly produced by severe grief, terror, ardent desire of obtaining an object of pursuit, or religious enthusiasm. Of the first we have an interesting case by Dr. Eccles, in the Edinburgh Medical Essays for 1720, of a young lady about sixteen years of age, who, in consequence of the sudden death of an indulgent father, was thrown into a state of tetanus or rigidity of all the muscles of the body, and especially of those of deglutition, accompanied with a total loss of desire for food, as well as incapacity of swallowing it, for two long and distinct periods of time: in the first instance for thirty-four, and in the second, which occurred shortly afterwards, for fifty-four days; "all which time (observes the writer) of her first and second fastings she declared she had no sense of hunger or thirst; and when they were over, she had not lost much of



Fress-lust. *G.*

Gourmandise. *F.*

Gluttony.

- ✓ Exhaustorum. From exhaustion, as the consequence of hard exercise, fevers, or excessive discharges.

Bulimia esurigo. *Sauv.*

Fressenkeit. *G.*

Voracité. *F.*

Voracity.

2. EXPERS. Loss or want of appetite without any other apparent affection of the stomach.

Anorexia. *Sauv. Linn. Vog. Sag. Cull.*

Sauvages has thirteen species, which would here rank as varieties, but which, as Cullen justly observes, belong rather to the genus (in the present system, species) of dyspepsy. The following have perhaps a fair claim to be noticed.

---

her flesh." Sauvages alludes to a similar effect produced by religious mania, and nymphomania. *Nosol. ii. p. 805. Asthenia abstinentium.*

2. 6. *L. experts Protracta.* As gluttony, or a desire to be perpetually eating, may be acquired by habit, so may fasting. See Darw. *Esuris* i. 2. 4. In this metropolis the idle always eat more frequent meals than the busy. To what extent progressive habit might enable man to protract fasting without inconvenience or disease, has never perhaps been fairly tried: but the appetite of hunger seems, from various cases, almost as capable of being triumphed over as other appetites, and the body of being nourished by a very trifling quantity of food, and for many weeks, perhaps months, even by water alone. See *Marcardier* in *Journal de Medicine*, tom. xxxiii. *Schenck*, lib. iii. obs. 39. *Waldschmid*, *Dissertatio de his qui diu vivunt sine alimento.* Kil. 1711.

One of the best known and best marked examples in our own day, is that of Ann Moore, of Tutbury. This woman has indeed been sufficiently ascertained to be a gross impostor, in pretending to be able to live *without any food whatever*: but she seems, from long habit, to have lost all pleasurable desire for food, and to be capable of subsisting upon very simple liquids alone. She was at first induced to this habit by an extreme difficulty of deglutition; and she at length carried the habit so far as, by deception, easily to excite a general belief that she never swallowed any thing either liquid or solid. The intelligent committee, who so laudably formed themselves into a watch to determine the state of the fact, by a constant attendance upon her person for a month, have sufficiently proved that she could not live for ten days without swallowing some portion of liquid. In their report they tell us, that "on the eighth day she was ex-



- α Defessorum. From too great fatigue, or the expectation being worn out by delay.
- 6 Pathematica. From violent passion or other absorption of the mind.
- Asthenia abstinendum. *Sauv.*
- γ Protracta. Enabling the system to sustain almost total abstinence for a long and indefinite time without faintness.
- Anorexia mirabilis. *Sauv.*
- Inedia. Jejunium. *Plouquet.*
- Long fasting.*

ceedingly distressed," her pulse had increased till it had amounted to a hundred and forty-five strokes in a minute: and "so far was she reduced on the ninth day, that she became in danger of expiring;" while a few hours afterwards, when she was compelled to confess the imposture she had practised, "the pulse at one wrist had entirely ceased, and the other seemed drawn to a thread." Yet "on the whole," say the committee, "though this woman is a base impostor with respect to her pretence of *total* abstinence from all food whatever, liquid or solid, yet *she can, perhaps, endure the privation of solid food longer than any other person.* It is thought by those *best acquainted with her*, that she existed on a mere trifle, and that from hence came the temptation to say that she did not take any thing. *If, therefore, any of her friends could have conveyed a bottle of water to her, unseen by the watch, and she could have occasionally drunk out of it, little doubt is entertained that she would have gone through the month's trial with credit. The daughter says, that her mother's principal food is tea, and there is reason to believe this to be true.*"—*Full Exposure of Ann Moore*, the pretended fasting woman of Tutbury.

Hildanas and Haller have collected numerous instances of *complete fasting*, for very long periods of time, in some instances for not less than sixteen years, but most of them are too loosely recorded to be relied upon. There are other cases of this kind, however, that seem entitled to more attention. See *Willan*, Medical Commun. ii. 113. where life was supported sixty days on water with a little orange juice. Dr. Eccles's case, as given above, v. 2. α: and the case of Margaret Lower (*Phil. Trans.* 1681), as stated in the ensuing note on *colica stipata* γ, who for four months was ordered to desist from food of every kind, solid as well as liquid, in consequence of the whole she took, and even the clysters given her, being instantly vomited up.

Four men were preserved in a mine, from which, in consequence of an accident, they were incapable of being extricated for twenty-four days, without other food than water. *Phil. Trans.* 1684.—A boy, fifteen years of age, said to have lived three years without



3. **PICA.** Appetite for improper and indigestible substances.Pica. *Sauv. Sag. Cull.*Citta. *Linn.*Allotriophagia. *Vog.*Vauket. *Arab.*Massledigheit. *G.*Appétit bizarre. *F.*

α **Insulsa.** From want of taste or discrimination: as in infants or ideots.

Pica infantilis. *Sauv.*

§ **Perversa.** From corrupted taste or indulgence: often founded on empyrical or other improper advice, as the eating of chalk or acids to produce a fair skin.

Pica voluntaria. *Sauv.*

either *eating or drinking*, with fever occasionally, after this period he recovered tolerable health, excepting the use of one of his limbs, but even then took very little food. *Id.* 1720, by Patrick Blair.—A man, said to have lived eighteen years on water—with occasionally a little clarified whey—and locked up for twenty days in close confinement, with water alone, to prove whether there were any imposition: meagre, and supposed to have no evacuations, but in good health, and pursued husbandry. *Id.* 1742.—A woman, from epileptic fits, when a girl of fifteen, took to her bed, lost her appetite, and was attacked with lock-jaw, which, with a few short intervals, continued for four years: was on two or three occasions induced to take a little water, and her mouth was at times moistened with wetted linen through a cavity in her teeth, from two of them having been broken in an attempt to force the mouth open: but swallowed nothing else. After this period, began gradually to recover from the tetanus, but had no desire for food; and twelve years from the attack, when able to walk upright, took no more food than sufficient for an infant of two years of age. Had no egesta, but when ingesta, which were proportioned to each other, but sometimes a dewy softness on her skin. Dr. *Mackenzie*, *Phil. Trans.* vol. lxxvii. 1777. This case is authenticated by numerous witnesses of high respectability, and is entitled to peculiar attention.—Case of a woman, who lost all desire of taking food by a fall from her horse into water during her first menstruation at the age of eighteen: for fifty years scarcely ever took solids, her chief food being whey in the summer, and milk, milk and water, or pure water, in the winter: had frequent retchings, which were cured by smoking tobacco: for the space of sixteen years had only one stool annually, in the month of March, resembling a globulet of sheep-dug: menstruation never recurred, but occasional vomitings of blood. *Edin. Med. Ess.* Vol. vi. p. 6. 4th edit.



**Malacia** (*μαλακία*). *Auct. Græc.* So called from the softness and effeminacy of character (in Latin *mollities*) of those, whether young men or young women, who addicted themselves to the above practice.

Found also, very frequently, as a symptom in chlorosis, pregnancy, and several species of mental affection.

4. **CARDIALGIA.** Impaired appetite, with gnawing or burning pain in the stomach or epigastrium and tendency to faint.

3. *Limosis Pica.* The origin of pica is doubtful. Perhaps pica and picatio, as it is sometimes written, are corruptions of *pecca* and *peccatio*, probably from the Hebrew *פָּעַ* (*pec*), "to err, mistake, do wrong, offend," though its common derivation is from "pica, a magpie." Of the two varieties introduced into the text, the respective causes are in direct opposition to each other: for while the last is from a vicious habit, the first is from a vicious want of habit; from not being limited to what is proper, or restrained from what is improper.

Many of the Negroes in the West Indies are fond of eating common dirt; but whether from a depraved habit, or to supply the place of food, does not seem clear. Dirt is eaten by many animals when severely pressed with hunger—as the ant-eater (*myrmecophaga Jubata*), the pangolin (*manis tetradactyla*), and some species of the tortoise; and they hereby diminish the gnawing pain which extreme hunger is well known to produce.—Among the most unnatural tastes evinced under this affection, but at the same time one of the most common, is that for swallowing knives. In our own country it has occasionally occurred; but *Plouquet*, *Init. Bibl. art. Pantophagus*, has collected examples from almost all the different states of Germany and the neighbouring principalities, Basle, Prussia, Prague, and different parts of Russia. Another curious propensity is that of swallowing glass, of which also the instances are numerous.—Taste for eating hairs, *Bresl. Sammlung*, 1719, p. 589.—For ordure, *Borell. Obs. Cent. iv. 2.* *Riedlin. Lin. Med.* 1697.—Fourteen hundred herrings in pregnancy, *Tulpius*, lib. iv. cap. 24.

4. *Limosis Cardialgia.* This and the two ensuing species are passed over by *Cullen*, whose example has been generally followed by succeeding nosologists; the affections being regarded as mere symptoms of dyspepsia: while *Sauvages*, *Linnéus*, and *Sagar*, have made them distinct genera. The present system adopts a middle path: it contemplates these affections as distinct species of one common genus. That they are often associated with dyspepsia, or disease of the digestive function, is unquestionable; but it is equally unquestionable that they are not necessarily associated with it, since they are frequently produced by accidental causes, during



α Mordens. Gnawing or burning uneasiness felt chiefly at the cardia, the tendency to faint being slight.

Morsus ventriculi. *Lat.*

Soda. *Linn.*

Cardialgia spuria. *Aut. Var.*

Kusof. *Pers.*

Brennen im magen. *G.*

Ardeur du cœur. *F.*

*Heart-burn.*

Found, also, occasionally as a symptom in dyspepsy, flatus, scirrhus or inflammation of the stomach, worms, and retrocedent gout.

the operation of which the digestive function and the digestive organ are unimpaired and uninfluenced. Excited passions and injuries of the head are especially capable of generating these affections in the soundest stomach.

6. *Limosis Emesis.* 'Εμεσις, from εμεω, vomo, and hence the compound "hæmatemesis" for a disease which belongs to cl. iii. *Sauvages* and *Linnéus* regard nausea and vomitus as distinct diseases, and even arrange them as distinct genera. This appears highly incorrect; for, if minutely examined, they will be found in every case to be nothing more than different degrees or modifications of the same affection; produced from a greater or less inversion of the peristaltic motion of the stomach and œsophagus, and allayed or overcome by the very same means. Where the stimulus, and consequently the degree of inversion is slight, the effect is confined to nausea: if beyond this, the nausea becomes retching, and the retching becomes vomiting. They may, indeed, exist separately, for the cause may be of a kind or strength sufficient to throw the stomach at once into a state of violent inversion, and consequently to produce vomiting without the common intermediate changes; as in the case of various metallic emetics, or sympathetic stimuli from pregnancy, irritating the fauces, or the sudden sight or smell of some offensive material. While, on the contrary, minute doses of squills or ipecacuanha, or any other cause that produces but a slight degree of action, will excite nothing more than nausea, or the first stage alone of the inverted action upon which the general affection depends.

It is, nevertheless, curious and of great importance, to observe the different and opposite effects produced on the animal frame by these two stages of one and the same disease. Nausea lowers the pulse, contracts the small vessels, occasions cold perspiration, severe rigors and trembling, and diminishes, as long as it lasts, the action and even the general powers of life. The act of vomiting, on the contrary, rouses rather than depresses; puts to flight all the pre-



- 6 Syncopâlis. The pain or uneasiness extending to the pit of the stomach, with anxiety, nausea, coldness of the extremities, failure of strength, and great tendency to faint.

Cardialgia vera. *Aut. Var.*

Gastrodynia atterens. *Sauv.*

Aigreur d'estomac. *F.*

*Sinking Heart-burn.*

- 7 Sputaiôria. Burning pain extending over the epigastrium, and accompanied with an eructation of watery fluid, unusually insipid, sometimes acrid.

Cardiâlgia sputatoria. *Linn.*

Pyrôsis Suecica. *Sauv.*

Pyrosis. *Cull.*

Apocenosia vomitus pyrosis. *Parr.*

Dyspepsia pyrosis. *Young.*

Cremason. *F.*

*Water-brash. Water qualm.*

5. FLATUS. Impaired appetite, with accumulation of wind in the stomach or intestinal canal, and frequent regurgitation

ceding symptoms, and restores the system to itself. There are few persons so debilitated as not to bear vomiting, but many who would soon sink under nausea. It is obvious, therefore, that these two different states of the stomach may be employed as powerful instruments in attacking a variety of general and even of remote local diseases, this organ being justly considered as the common centre of sympathy, and producing opposite results according as it is excited to different degrees of action.

The Greek physicians and physiologists, like the present system, contemplated both these states of the stomach, as constituting one common affection: and hence equally employed the derivatives of *εμεω* and *ναυτιαω* to indicate each of them, whether *nausea*, *vomituritis* or *vomitus*. Thus, while the general meaning of *εμεω* is "to reject," Aristotle, in *Problem.* uses *εμετιαω* in the sense of "to retch and to nauseate," as parallel with "*vomituritis* and *nausea*:" while *ναυτιησις* was in frequent use to express the action of vomiting; and Galen, *Lex Hippocr.* tells us that Hippocrates employed *ναυτιωσις* as synonymous with *hæmatemesia*, or *vomiting of blood*.

Regurgitation is sometimes found to exist without vomiting, or even disease of any kind: and it then constitutes *rumination*, from a peculiar constitution of the œsophagus. A singular case is related by Dr. Slare, *Phil. Trans.* Vol. xvii. 1690—3. The subject was an adult man, who always ruminated his food, or had it returned into his mouth for a second mastication about a quarter of an hour after



Ereuxis (ερευξις.) *Hippocr.*

Flatulentia. *Sauv. Linn.*

Bombus. *Vogel.*

Blehung. *G.*

Ventosité. *F.*

*Flatulency.*

α Borborygmus. With frequent rumbling of the bowels.

ς Eructatio. With frequent rejection upwards.

Rugh, or Arugh. *Pers.* Whence probably the Greek ερευγ-ω, and the Latin erug-o and rug-o.

γ Crepitus. With frequent rejection downwards.

Zurat. *Arab.*

Found also, occasionally, in one or other of these varieties, as a symptom in hysteria, hypocondriasis, dyspepsy, colic, and cholera.

6. EMESIS. Rejection of the contents of the stomach, or tendency to reject.

Emesis. *Plouquet.*

Ægritudo ventriculi. *Darw. I. ii. 4. 4.*

*Sickness of the stomach.*

the first; till when it seemed to lie heavy in the lower part of his throat. If he did not ruminate at the proper time, he soon became sick. The writer notices other cases of a similar kind.

M. Majendie, of Paris, has lately been instituting a series of highly curious experiments, to determine what are the parts chiefly concerned in exciting the stomach to vomit. And from these it appears, that in nausea the action is confined to the organ of the stomach alone, or perhaps in conjunction with the œsophagus; that retching is produced by the contraction of the abdominal muscles, and rejection by the contraction of the diaphragm alone, or in conjunction with that of the abdominal muscles, and consequently that an emetic does not cause vomiting by irritating the fibres or nerves of the stomach, but by means of absorption and irritation on the nerves of the muscles that surround the stomach. In one experiment M. Majendie entirely removed the stomach, and substituted a bladder, which he attached permanently to the base of the œsophagus; after sewing up the abdomen, he injected an emetic into the animal's veins: it had nausea, made inspirations, and discharged a coloured fluid which had been previously put into the bladder, quite as well as it could have done with its natural stomach. *Rapport à l'Institut Nat.*—In many of the present order of diseases, however, the muscular contraction is unquestionably the result of sympathy.

7. *Lîmosis Dyspepsia.* Δυσπεψία, "difficultas concoctionis," δυσ, male, and πεπρω, coqueo. Dyspepsia is here used in its more com-



- α Nausea. Tendency to reject, but without regurgitation.  
 Ekrah. *Arab.* Most of the inflections of this word import sickness, loathing, oppression, heaviness, grief, like the Latin æger, ægra, of which it is probably the root.  
 Eckel. *G.*  
 Degoût. *F.*  
*Loathing.*
- § Vomituritio. Ineffectual effort to vomit.  
 Dysemesias, (δυσεμεσια.) *Auct. Grec.*  
 Vomendi conamen inane. *Darw. I. lii. 1. 8.*  
 Bremühung zum brechen. *G.*  
 Envie de vomir. *F.*  
*Retching.*
- γ Vomitus. Act of vomiting, or rejecting from the stomach.  
 Vomitus. *Linn.*  
 Palmus vomitus. *Young.*  
 Kœji. *Arab.*  
 Erbrechen. *G.*  
 Vomissement. *F.*  
*Vomiting.*

The one or the other variety found also occasionally as a symptom in colic, colera, lithia, the accession of fevers, and various affections of the head.

mon and restrained acceptance: a sense not quite so limited, indeed, as that of *Vogel*, who first copied the term from *Athenæus*, but considerably more so than that of *Dr. Cullen* and *Dr. Young*, as already observed in the note on *Limosis*; and nearly parallel with the range assigned to it by *Dr. Parr*, who has also reduced it to a species, as in the present instance, his generic term, however, being not *limosis*, but *anepithymia*.

In most of the nosologies there has been as great a difficulty felt in knowing under what order to place this genus or species, as in determining what it should comprise: thus *Cullen* and *Parr* arrange it under their order of *adynamia*, the latter however sinking it, as in the present classification, into a species; while in *Crichton* it occurs under the order *dolores*; and in *Dr. Young*, under that of *cacochymia* or *cachexies*.

In that entertaining and valuable work, the Swedish *Amanitates Academicæ*, the reader will find various articles well worth consulting upon the disease before us: particularly the four following: "*Fervidorum et Gelidorum Usus*," by *M. C. Ribe*, 1765, vol. vii. art. 136; and the next article by *M. B. C. Tillæus*, entitled "*Potus Theæ*;" in both which the writers seem to ascribe most of the



7. **DYSPEPSIA.** The appetite fastidious, and the food digested with difficulty.

Dyspepsia. *Vog. Parr.*

Anorexia. *Sauv. Linn. Vog. Sag.*

Memouk. *Arab.*

Unverdäulichkeit. *G.*

Indigestion. *F.*

*Indigestion.*

α **Sedentaria.** From a sedentary habit of life.

Daubenton found doses of ipecacuanha, not exceeding gr. ij. highly useful. *Mem. de la Soc. Med. Royale.*

ε **Metastatica.** From transfer of morbid action, as in repelled gout or cutaneous eruptions.

disorders of the alimentary canal, and the digestive functions, to the perpetual use of tea, and attempt to show that the increase of these diseases is referable to the increase of this deleterious practice. The third and fourth papers I refer to, are still more interesting and valuable: the first of these is by M. Suensson, entitled "*Panis Diateticus*," vol. v. sec. 79, year 1757: and offers an ingenious inquiry into the various sorts of grain used for bread in different parts of the world, whether leavened, unleavened, or fermented; describes the comparative advantages and disadvantages of each, and their effects on persons of weak habits and a sedentary life; and lays down various useful remarks, and points out various errors in the process of making bread. The substances chiefly examined are rice, Turkey wheat, millet, and sago, with the following substitutes for bread employed in different parts of the globe: cassava (root of *Jatropha maniot*); potatoes; yams; sea-rush (root of *scirpus maritimus*); drop-wort (root of *spiræa filipendula*); clown's all-heal (*stachys fialustris*); Iceland liverwort; bark of the wild pine (*pinus sylvestris*); still used in Dalarne; chesnuts; spurrey-seeds, (*spergula arvensis*); and the berries of the lotus of Pliny (*rhamnus lotus*;) still had recourse to by some of the African tribes.

The fourth paper here referred to, is numbered 84 in the same volume, and entitled "*Culina mutata*," by M. M. G. Osterman. It may be regarded as a valuable continuation of the preceding: for the author enters into an interesting examination of the change that has taken place in the choice of vegetable aliments since the time of the ancients, and concludes altogether in favour of those of modern origin. The nuts and acorns of the primitive days have given way to all the variety of the sweeter farinaceous seeds and roots. To the malvaceous tribes of plants, so much used by the Greeks and Romans, has succeeded the more grateful spinach; and to the blite, the garden orach. The acescent sorrel has taken the place of the rough borage, and the asparagus has banished a number of roots, recorded by the Roman writers under the name of bulbs, though at



γ Antipathia. The fastidiousness or aversion confined to particular foods. Chiefly, perhaps, contracted in early infancy by the accidental association of unpleasant or nauseating ideas with particular aliments.

Found also, occasionally, as a symptom in icterus, parabysmus, hypocondriasis, hysteria, chlorosis, pregnancy, dropsy, and various fevers.

---

## GENUS VI.

### COLICA.

Gripping pain in the bowels, chiefly about the navel, with vomiting and costiveness.

---

present it is not easy to determine the several species. M. Osterman, however, thinks that the parsnip should not have supplanted the skirret. The bean of the ancients, improperly so called, (being the root, as well as the other parts of the Indian water-lily, *nympha nelumbo*), is properly superseded by the kidney-bean. The garden rocket, formerly eaten with the lettuce to counteract its chilliness, is banished in favour of the more pleasant tarragon and cresses; the apium in favour of the meliorated celery; the pompion, and others of the cucurbitaceous tribe, have yielded to the melon; and the berries of the sumach to the fragrant nutmeg. The silphium (*succus Cyrenaicus*, which the Romans purchased from Persia and India at a great price, and which by some is supposed to be the asa-fœtida of the present day) has been proscribed in behalf of the alliaceous tribe. Among the animal substitutes, the author observes that the carp has deservedly excluded a number of fishes held in high estimation in ancient Rome. He also points out the beneficial change of oil for butter; of honey for sugar; of mulsa (liquors made with wine, water and honey) for the exquisite wines of modern times; and of the zythus for our present improved malt liquors. And he notices also the exchange of the calida of the Romans for the more exhilarating tea and coffee of modern times.

GEN. VI. COLICA. From *καλον*, "colon," the chief seat of the disease.—There are four genera of diseases in Sauvages's Nosology: gastrodynia, colica, rachialgia, and ileus, whose more prominent symptoms so closely resemble each other, as to indicate their being a sort of natural tribe, or family. And Dr. Cullen has hence, with great judgment, simplified them into one genus under the common name of *colica*. The present arrangement follows him thus far, and only differs from him in attempting a greater simplicity in its



Colica. *Cull.*

Koleng. *Pers.*

Grimmen. *G.*

Colique. Douleur au ventre. *F.*

Colic. *Belly-ache.*

1. ILEUS. With retraction of the navel, and spasms of the muscles of the belly.

Ileus (*ιλεος*). *Hippocr.*

Colica spasmodica. *Cull.*

Ileus spasmodicus. *Sauv.*

Chordapsus. *Cels.*

Passio iliaca. *Junck.*

2. Fæcosa. The vomiting accompanied with feces or substances injected by the anus.

3. Inflammatoria. Accompanied with symptoms of inflammation.

Ileus inflammatorius. *Sennert.*

Colique inflammatoire. *Tissot.*

species, in adding that of colica flatulenta (wind colic) from several preceding nosologists, and in employing the established terms ileus and rachialgia as specific names, instead of adopting the new and even less correct terms which Cullen has proposed in their stead. Ileus is a word entitled to veneration, from its having descended to us from the first Greek authorities: it is descriptive of the common seat of the species, and is still in use all over the continent. Nothing is gained by exchanging *colica ileus* for *colica spasmodica*; while the latter term is not a little tautological and inelegant as the name of a species in Cullen's arrangement, which has already placed the entire genus under the order of *spasmi*, and hence doubly denominates it "a spasmodic spasm." In the second species perhaps, the most *essential* symptom (if we may borrow such a term from the botanists) is the peculiar pain that strikes through the back; on which account Astruc first gave it the name of rachialgia (*back-ache*), a name highly proper in itself, and which has been, and, on the Continent, still continues to be, in more general use than any other. For *colica rachialgia*, however, Dr. Cullen has given us *colica Pictonum*, a term, indeed, derived from Sauvages, who at the same time continues *rachialgia*, in consequence of his making, as already observed, an unnecessary distinction between the two complaints. Now while rachialgia has the advantage in point of antiquity, it has an equal advantage in point of correctness and universality; for it applies, in a greater or less degree, to all the varieties of this species, while *Pictonum* is limited to a single variety, namely, that which results from the beverage of the Pictonese, or inhabitants of Poitou. On this account, therefore, the author has



2. RACHIALGIA. The pain at first dull and remitting; but progressively growing more violent and continued; extending to the back and arms, and at last producing paralysis.

Colica pictonum. *Cull et Aut. Var.*

Rachialgia. *Astruc. Sagar.*

Rachialgia Pictonum, spec. 1. r. metallica 3. *Sauv.*

Paralysis rachialgica. *Sauv.*

Colica nervosa. *Macbride.*

Palmus plumbarius. *Young.*

Mahler-grimmen. *G.*

Colique de Poitou. C. de peintres. *F.*

Devonshire colic. *Painter's colic.*

preferred the original to the more modern term; but has still adhered to Cullen as closely as he has been able.

Most of the nosologists have felt considerable difficulty in determining the place of colica as a genus, in their respective arrangements. The most striking characters of it are the abdominal pain, vomiting, and costiveness, at the commencement: the vomiting being much more violent in *c. ileus* than in the other species, and in this only accompanied with stercoraceous matter. The *pain* therefore has been generally taken as a directory for the position of the disease by those nosologists who have admitted a class of *dolores*, as Sauvages, Linnéus, Vogel, Sagar, and Macbride; all of whom, however, having followed each other in making a generic distinction between colica and ileus, have, in like manner, followed each other in fixing the last under *fluxus*, or *evacuations*. Dr. Cullen's system has no such class as *dolores*, and he was consequently obliged to search out for a *local habitation* of a different kind. The great, and, in many respects, beautiful simplicity of his method, however, which contains only four classes, febrile, nervous, constitutional and local diseases, rendered it peculiarly perplexing to determine upon which he should fix. Perhaps the last, which can only be regarded as an appendix to the three preceding, might have been the most appropriate, especially as it embraces anorexia and constipation, which are nearly connected, both anatomically and symptomatically, with colica. Such, however, was not the opinion of Dr. Cullen, who at length fixed upon the class *neuroses*, or nervous diseases, and the order *spasmi*, as its proper place; and who has been followed in this decision by most subsequent nosologists of our own country, as Crichton, Parr, and Young.

The arrangement now offered would have allowed the author to copy the same example, if it had not appeared to be equally indefinite and incorrect. Colic is, properly speaking, a disease, not of the nervous, but of the digestive function; all the digestive organs are affected by it, and excepting by sympathy, no other. *Spasm*, which



α *Venenata*. From mineral and other poisons: of which lead is the most frequent; whence the name of *Painter's colic*.

ς *Ab acidis ingestis*. From acid or acidulated drinks; of which crude wines and cider are the most frequent: whence the name of *Poitou* and *Devonshire colic*.

γ *A frigore*. From cold, or suppressed perspiration, technically denominated *adiapneustia*.

δ *A contusione dorsi*. From a blow or other injury on the back.

These varieties, derived from the remote cause, are copied with little alteration from *Cullen*.

3 *CRAPULÓSA*. The pain accompanied with nausea, headache, and dizziness, before vomiting, and often terminating in a griping looseness.

*Colica accidentalis* 18. *c. meconialis* 19. *c. lactentium* 20. *Sauv.*

*Colica accidentalis*.—*c. meconialis*. *Cull.*

*Colique d'indigestion*. *Tissot.*

*Colic from indigestion.*

Produced by eating indigestible aliments, or digestible aliments in too great abundance. In this species the vo-

ought to be its leading character, if its proper place be under *spasmi*, is no *generic* character of it at all. It does not enter into the generic definition of any writer who has thus arranged it; and if it did, it would by such definition exclude various species which are now commonly regarded as ranging under it; as *Cullen's c. callosa*, (from a scirrhus-contracted rectum,) *c. calculosa*, and, in many of their varieties, *c. stercorea* and *c. accidentalis* (*c. stipata* of the present system): for though vomiting may, in a certain sense, be called spasm, this is not the spasm here intended. To one species, however, the term is peculiarly applicable, *c. rachialgia*, which, from this circumstance, Dr. Cullen, as already observed, has denominated *c. spasmodica*; but then this symptom becomes a specific and not a generic character, and consequently ought to have no power in fixing the genus.

2 α. *C. Rachialg. venenata*. This is not unfrequently produced by merely sleeping in newly painted rooms. Is the lead in this case in a state of metal, oxyd, or salt? Is it dissolved in the air, or merely mixed with it? The author has met with various instances of a most decided character from this cause alone. See also M. *Armand Seguin*, *Annales de Chimie*, lxxxviii. p. 263. The author has met with other instances of the same variety of disease from long residence in close damp rooms filled with *newly printed* or *coloured paper*: but not from damp paper, unless newly printed or coloured.



miting or looseness, or both together, frequently operate a cure. The indigestible materials are often fruit-stones, or kernels, which have sometimes remained so long as to germinate before their rejection.—See a description of cherry-stones in this state, by *M. Devillaine*, Journ. de Med. tom. xxxvii.—of plum-stones, *Eph. Nat. Cur.* Dec. I. iii.

4. FLATULENTA. The pain acute ; extending to the pit of the stomach, often impeding respiration ; accompanied with great fulness and flatulency ; and relieved by pressure, bending the body forward, or expulsion of wind.

Inflatio. *Aetius*.

Gastrodynia flatulenta. *Sauv.*

Colica flatulenta. *Parr. Art. Colica.*

Ileus physodes. *Relfinc.*

Wind-grimmen. *G.*

Colique venteuse. *F.*

Wind-colic.

Produced by crude and flatulent fruits, and whatever lowers the tone of the alimentary canal ; as too long fasting, fear or grief ; and hence common among children and hypochondriacs.

5. STIPATA. The pain severe ; the costiveness obstinate ; great tension, with little flatulency : the vomiting sometimes accompanied with feces ; the costiveness with bloody strainings : terminating, where not fatal, in a free dejection of the infarcted matter.

α A vicido meconio. From viscid meconium.

Colica meconialis. *Sauv. Cull.*

Tranchées des enfans. *F.*

ς A fæcibus induratis. From indurated feces.

Colica stercorea. *Sauv. Cull.*

Ileus à fæcibus induratis. *Sauv.*

γ Ab enterolitho. From bezoards and other intestinal concretions.

---

5 γ *C. stipat. Ab enterolitho.* The Phil. Trans. contain many extraordinary cases of this kind. The most singular, and one of the best related, is in No. 3, year 1681, contained in No. 181, year 1686, by Dr. Konig, of Bern. The patient, Margaret Lower, a young woman of twenty-five, discharged continually the contents of the intestines, and even the clysters that were injected, by the mouth, and at length a number of stones as hard as flint, some in



Colica calculosa. *Sauv. Cull.*

Ileus calculosus. *Sauv.*

6. CALLÓSA. With a sense of stricture in some part of the intestinal canal; often of flatulency and pain, the flatulency gradually passing off by the stricture: the bowels tardy; at length discharging small liquid stools.

Colica callosa. *Cull.*

Ileus à callosâ coli stricturâ. *Sauv.*

---

## GENUS VII.

### COPROSTASIS.

Obstinate retention of the feces in the intestines.

Adstrictio. *Cels. Gal.*

---

fragments, some of the size of peas, others of that of filberts. A clashing of stones against each other was felt by pressing the hand upon the abdomen: there was great constipation, severe gripings, disury; and the urine, when voided, was often loaded with a gravelly matter. The aliment and injections being constantly returned by the mouth, Dr. *Konig* desisted for four months from offering her either meat, drink, or medicine of any kind, excepting occasionally a spoonful of oil of almonds. Blood was now and then vomited from the violence of the spasmodic action of the stomach; and frequently urine, to the amount of three or four ounces at a time, of a strong taste and smell. The disease seems to have lasted with remissions from January 1768 to February 1783, at which period the history is abruptly dropped, though the patient seems to have been in a state of recovery. It was preceded by the appearance of vesicular eruptions in the skin, and was probably produced by their repulsion. The chemical examination of the calculi is loose and unsatisfactory.

6. *Colica callosa*. The stricture here referred to is the *scirrhot-contracted rectum* of surgical writers. It lies beyond the reach of topical remedies, and is chiefly to be alleviated by a rigid attention to light, liquid and aperient diets. The disease is a lamentable, though not a common one: yet the writer of this work has, at the present time, three patients afflicted with it under his care: one a lady of twenty-four years of age, who has been a sufferer for about two years; another a lady of thirty-five, who has been subject to it for ten years; neither of whom is capable of passing feces more



Obstipatio. *Linn. Vog. Sag. Cull.*

Stypsis. *Plouquet.*

Constipatio alvi. *Darw.*

(Kebz.) *Arab.*

Stopfung. *G.*

Constipation. *F.*

Costiveness.

1. COACTA. The feces, when discharged, impacted and voluminous; the temperament firm and rigid.

Obstipatio rigidorum. *Cull.*

Enkebaz. *Arab.*

Probably the result of increased action of the intestinal absorbents.

2. ADSTRÍCTA. The feces, when discharged, hard, slender, and often scybalous; the temperament weakly, or the habit sedentary.

Obstipatio debiliū. *Cull.*

Husr. *Arab.*

Probably the result of diminished peristaltic action.

voluminous than those of an infant; and the third, a man of forty-nine years old, who has laboured under the disease for twenty-one years, and can never pass a motion larger than a crow-quill. Yet, by strict attention to diet, all three are able to exist with only occasional inconvenience and pain; the last married about two years since, and his wife has lately brought him twins. He lives upon liquids altogether.

GEN. VII. COPRÓSTASIS. Κοπρῶστασις, from κοπρῶς, *feces*, and στασις, from ἵστημι, *stagnasio, emansio*: literally "retained feces." Hence the compounds coprorrhæa, "fecal metastasis," copragoga, "gentle purgatives;" copriemesis, "a discharge of feces by the mouth," and various others. *Obstipatio*, as usually employed to signify costiveness, is altogether inadmissible: it has no authority among classical writers; and, if used in medicine at all, should, rather mean arthritic obliquity or contraction, the *obstipitas* of Sauvages, *contractura* of Cullen, and especially the *caput-obstipum* (gen. dxv.) of Vogel. The common term with Celsus and the Latin writers is *adstrictio*, as its opposite is *solutio*. The *alvus adstricta*, however, applies rather to the second species in the present genus than to the first; for if the feces be voluminous as well as indurated, they are called by Celsus *coactæ*: a term in like manner applied to the intestinal canal itself when thus loaded, Lib. II. cap. iii. *alvus coacta*. It is on this account the author has preferred the terms *coacta* and *adstricta*, as the trivial names for the species of this genus, to Dr. Cullen's terms *rigidorum* and *debiliū*.



## GENUS VIII.

## DYSENTERIA.\*

Gripping and tenesmus; frequent, mucous, and often bloody

2. *c. Coprostasis adstricta.* As the cause is widely different in these two species, the means of relief must be equally so. The saline purgations, or nauseating doses of calomel and ipecacuan, or of calomel and antimonial powder, will be found chiefly useful in the former, and warm aromatic purgatives in the latter. Here, however, the disease occasionally resists purgatives of every kind; the accumulation is prodigious, and evacuation does not occur for weeks or months. In the case of a young woman aged twenty-eight, the distention of the abdomen was so general as to be mistaken for pregnancy, especially as there was occasional sickness, menstrual suppression, and sympathetic enlargement of the breasts. The case terminated fatally in about three years from its commencement. The colon, which is preserved by Mr. Taunton, who has obligingly shewn it to the author, as well as favoured him with this history, measures in circumference more than thirty inches, and on dissection was found to contain three gallons of feces.

Tardiness of evacuation, however, is not always a disease: for some persons are accustomed to have their bowels moved not oftener than twice a week, and to such a week's costiveness is attended with no inconvenience. Chaptal mentions the case of a female patient, who for four months had no discharge either from the bowels or kidneys, and as little evacuation by sweat, notwithstanding that her diet was confined to milk-whey, and broths. She was at length cured by using the cold bath for eight days successively. The disease was ascribed, and perhaps rightly so, to too copious a flow of insensible perspiration: in which case rigors excited by nauseating medicines, as squills or small doses of ipecacuan, might have had a speedier success than the use of the cold bath.

Feces retained six months. *Salmuth.* Cent. 1. obs. 24.—Two years. *Sammlung Medic Wahrnehmungen*, band. iv. p. 294.—Three years. *Journ. des Sçavans*, 1693.—Seven years. *N. Samml. Med. Wahrnem.* band. i. p. 423.

Quadrupeds, that ruminant or possess complicated stomachs, and use little exercise, are peculiarly subject to the second species,

---

\* [In the "Study of Medicine," Dr. Good has transferred *dysenteria* to the third class, and second order. In that order it constitutes the tenth genus. The author's reasons for this change will be found in the "Study of Medicine." We have thought it best to follow the original in both works, leaving the author's own explanations for the very few cases in which there is a want of correspondence. *Am. Publishers.*]



dejections; the feces seldom discharged, and in small quantities.

which indeed is the chief cause of the disease in the present system denominated enterolithus. See gen. xi. of the present order.

GEN. VIII. DYSENTERIA. Δυσεντερία, from *δύς* "male," and *εντερον*, "intestinum." By Cœlius Aurelianus, Akenside, Richter, and Stoll, regarded as an intestinal rheumatism; by Cullen ascribed to specific contagion; and by André, Nyander, and other followers of Linnéus, as long before by Kircher, to animalculi. *Amen. Acad.* v. 82.—Dr. Hagstroom, embracing this last opinion, employed the *nux vomica*, and, as he asserts, with considerable success. Linnéus describes the supposed animalcules in his *Syst. Naturæ*, under the name of *acarus dysenteriae*. Rolander, who laboured several times under the disease, while residing with Linnéus, pretended to discover that these animalcules were conveyed into his body in water received from a vessel made of juniper wood. But Buffon has long since observed, that animalcules may be traced in all animal fluids, and especially those of the intestines, after rest and exposure to a warm atmosphere. (See the note on Helminthia, Gen. xii.)—In Rolander's case the disease was probably not contagious; for notwithstanding the recurrence of the complaint in himself, there was no other sufferer in the house.

Dr. Cullen regards dysentery not only as always contagious, but as always accompanied with fever; and, according to his nosological arrangement, with fever as its leading symptom, to which all the rest are subservient. He has hence placed dysentery in the class *pyrexiae*, order *profluvia*, and has given it as his opinion that the genus possesses but one species, "the epidemic dysentery with fever" of Sydenham (cap. iii. sect. 4); which is Sauvages' species 6, the camp dysentery of Ramazzini and Pringle, and the hospital dysentery of C. Monro. In consequence of which he opens his definition by styling it *pyrexia contagiosa*.

Now, neither of these terms are to be found in the generic character of perhaps any nosologist, who has not immediately copied from Cullen. In Sauvages, Linnéus, Vogel, Sagar, and Macbride it occurs under the division, not of fevers, but of fluxes, without any notice of fever or contagion except in some of their species. Dr. Parr, indeed, and Dr. Young place it, not exactly in the division of *pyrexiae*, but in that of *phlegmatiae* or *phlogismi*, which nearly answer to each other; while the former gives us a subdivision which he expressly declares is *not epidemic* (*dysenteria sporadica*;) and the latter makes it a part of the definition of the genus *defluxio*, of which dysentery is rendered a species, that it is only "often contagious," a limitation which is not varied, and must therefore be supposed to hold good in the specific character itself.

In the present arrangement, the author has chiefly taken Sydenham as his pole-star, whose view of the disease has best harmonized



Dysenteria. *Hippocr. Sauv. Linn. Vog. Sag.*

Dysenteria, an. 1669-72. *Sydenham.*

Megs. *Arab.*

with whatever degree of personal knowledge of it has fallen to his own share. His description, as deduced from section iv. cap. i. and iii. appears to be in few words as follows: In the year 1662, cholera, dry gripes, or colic without stools (*immania ventris tormina sine dejectionibus*), and dysentery, were very frequent. In the following autumn the last two diseases returned: and in the midst of their raging appeared a new kind of fever (*novum febris genus*) which accompanied both diseases, and not only seized those that were afflicted either with the one or the other, but even those that were free from each; resembling the fever that *not unfrequently* (*non infrequenter*) attended the two preceding diseases, and which was hence distinguished by the name of the *febris dysenterica*.

Omitting the consideration of the tormina or gripes, we here meet with a brief account of 1. simple dysentery, or without fever; 2. dysentery complicated with the fever that *not unfrequently* attended it; and 3. a new fever resembling this last. And we also find that simple dysentery, or that without fever, may at times be epidemic or contagious, as well as that with fever.

The foregoing passage, however, forms only the opening of the first chapter. It is in the third that this admirable observer and excellent writer enters fully upon the description of the epidemical dysentery of the period before us; in which he tells us, that in the course of the autumn of 1669 the dry gripes (*ventris tormina sine dejectionibus*) and dysenteries raged nearly equally; and that "*sometimes a fever accompanied them, and sometimes not*:" *febris nunc iis accessit, nunc aberrat*. "At times," says he, "the dysentery commences with rigor and shivering, succeeded by a heat of the whole body, as is the case, in fevers—but *frequently there is no appearance of fever*, for the host of gripings take the lead, and the dejections follow." He pursues his description of the *simple dysentery*, or that without fever, observing that in this species an excrementitious stool is sometimes interposed without considerable pain; and then enters upon the *species accompanied with fever*. "In the mean time," says he, "*if the patient be in the vigour of life, or has been heated by cardiacs, a fever arises*, his tongue is covered with a thick white mucus, and if he have been much heated, it is black and dry: there is great prostration of strength, exhaustion of spirits, and every symptom of an ill-conditioned fever."

It is not necessary to pursue his description of this second species further. It must be obvious to every one, that in the opinion of Sydenham, dysentery, as a genus, embraces at least two distinct species, both of which, at the period of his writing, were epidemic; the one of a milder nature without fever, the other of a malignant nature with it.



Tormina. *Cels.*

Rothe-ruhr. *G.*

Flux de sang. Dysenterie. *F.*

Bloody-flux. *Dysentery.*

1. SIMPLEX. Unaccompanied with fever: the feces, when discharged, evacuated without considerable pain, of a natural quality, and affording ease.
2. PYRECTICA. Accompanied with fever, great loss of strength, and depression of spirits: the feces, when discharged, of various colours and consistence; highly fetid, and mixed with putrid sanies, sebaceous matter, or membranous films.

Dysenteria. *Cull.*

Febris dysenterica. *Sydenh.*

α Caumatodes. The accompanying fever being a cauma.

Dysenteria inflammatoria. *Macbr.*

ε Typhodes. The accompanying fever being a typhus.

Dysenteria putrida. *Macbr.*

## GENUS IX.

### DIARRHŒA.

Alvine evacuations crude, loose, and too frequent: with little or no griping or tenesmus.

The former of these is often met with in private practice, of sporadic origin, and without evincing any contagious character. The latter is perhaps, as Dr. Cullen asserts, at all times contagious. Since writing the above, the author has met with Dr. Harty's "Observations on the Simple Dysentery and its Combinations, containing a review of the most celebrated authors who have written on this subject;" in which much of his own opinion is confirmed, and copiously illustrated. The proper place for dysentery, therefore, appears to be that now selected: the febrile or complicated species, might, indeed, be introduced under the class pyrectica, but not without confusion, and in repugnance to all the rules of correct classification, as separating it from its fellow species.

GEN. IX. DIARRHŒA. Διαρροια, "per fluvium:" a "flux," or "running through:" from διαρρῆω "perfluo, diffluo." The term is common to all the Greek writers.

The species are, with a slight alteration, those of Dr. Cullen; who has judiciously introduced d. chylosa or cœliaca, and lenteria into the number, instead of regarding them as distinct genera. Sauvages in-



Cacatoria. *Gal.*

Defluxio. *Cæl. Aur.*

Diarrhœa. *Neoteric.*

Eshal. *Arab.*

Bauch fluss. *G.*

Cours de ventre. Foire. *F.*

*Lax.* Looseness.

1. FUSA. Feces of common quality, but immoderately loose, and copious.

Diarrhœa stercorea. *Young.*

2. BILIOSA. Feces loose, copious, and peculiarly yellow.

3. MUCOSA. The dejections consisting of, or containing a copious discharge of mucus.

Ascribed by Cullen to acrid ingesta, or taking cold, particularly in the feet.

Diarrhœa pituitaria. *Sauv.*

Pituitaria.—Leucorrhœis. *Vog.* 111. 112.

Diarrhœa lactentium. *Sauv.*

When produced by cold it forms the catarrhus intestinorum of various authors: the motions are acrid, often with but little bilious tinge, and the lower part of the rectum is excoriated, like the nostrils in a coryza.

4. CHYLOSA. The dejections milky or chyliform.

Cœliaca chylosa, 1.—c. lactea. *Sauv.*

Diarrhœa chylosa. *Young.*

5. LIENTERIA. The dejections consisting of the aliment passed rapidly and with little change.

6. SEROSA. The dejections almost entirely liquid.

Diarrhœa serosa. *Sauv. Young.*

deed seems almost to have persuaded himself to pursue the same simplifying plan, upon a suggestion of Paulus Ægineta: "Lienteria," says he, "*videtur diarrhœæ species, non vero genus distinctum, aut ad summum, ut notat Paulus Ægineta, celiacâ non nisi gradu differt.*" It is singular, that with this view of the subject he should have allotted a distinct generic place to each of these. Dr. Young has exchanged the term cœliaca for *chylosa*; a term selected also by Sauvages, though under cœliaca as a genus. As CÆLIACA is here employed as the name of a class, the author has preferred *chylosa* as the name of a species. Lienteria, *lubricitas*, not *levitas* intestinorum, as usually explained) was employed by the Greek physicians under an idea that in this species the food slides rapidly along the course of the intestines, from a peculiar lubricity or smoothness at such time possessed by them. The idea is erroneous, but the term, as indicative of fleetness of passage, may still be retained.



Diarrhœa aquosa. *Hoffm. ii. p. 117. Parr.*

Frequently metastatic, and still oftener produced by elaterium, or other drastic purgatives. Sometimes urinous; occasionally tinged with blood.

*Watery looseness.*

---

## GENUS X.

### CHOLERA.

Anxiety, gripings, spasms in the legs and arms; for the most part with bilious vomiting and purging.

Cholera (*χολερα*). *Auct. Græc. Sauv. Cull.*

Cholera morbus. *Auct. var.*

---

6. *Diarrhœa serosa*. A young woman, aged twenty-four, applied to the author in August 1806, with a disorder of this species, which had continued for ten years, and had never produced fewer than nine or ten watery stools a day, sometimes tinged with blood. She was often in great spasmodic pain in the stomach or intestines; and had tried a long list of astringents, anodynes, and other medicines, to little purpose. She was much reduced, and it appeared to be a case of great local irritation from local debility. Gentle stimulants were here of essential service, and the disease gradually yielded to camphor mixture and pills of the resinous gums.

GEN. X. CHOLERA. This term has been in use from the time of Hippocrates; and is supposed by Celsus to be derived from *χολη*, bile, and *ρεω*, to flow, (literally *bile-flux*;) though Trallian traces it from *χολας*, an intestine, and *ρεω* (literally *bowel-flux*.) The first two species now offered are upon the authority of the Greek physicians, confirmed by the experience of various modern writers, and especially of Sydenham. To admit the second and third, however, it has been necessary to limit in some degree the last clause of the generic definition by the adverb *plerumque*, "for the most part," which is not in Celsus, from whom the definition is taken generally. Cullen has rejected the second species, notwithstanding the preceding authorities, and others have conceived it to be more properly a species of colic; but as the remaining symptoms which contradistinguish cholera from colic, and especially the anxiety and spasmodic contraction of the extremities, are equally present in the flatulent and in the common species, we cannot separate them without confusion. They are both produced by various and the same causes, as surfeit, animal and mineral poisons; both at times take place spontaneously, or



Oben und unten purgiren. *G.*

Trousse-galant. *Tissot.*

*Purging and Vomiting.*

1. VULGARIS. The vomiting and purging frequent and copious.

*Cholera morbus. Sydenh.*

2. FLATULENTA. The vomiting and purging rare and absent ; great and oppressive flatulence ; retching ; flatulent dejections and eructations.

*Cholera sicci. Sydenh. Sauv.*

*C. ξηρ. Hippocr.*

*C. arida. Gal.*

*C. flatulenta. Menjot.*

3. SPASMODICA. The dejections watry ; ineffectual retching ; spasms successive and violent, commencing in the thoracic and abdominal muscles.

without any obvious cause, especially towards the decline of summer ; and both are at times epidemic : though Sydenham admits, that in the epidemic cholera of 1669 he met with but a single instance of the dry or flatulent species ;—“ *unicum duntaxat exemplum me vidisse memini ineunte hujus anni autumno.*” cap. ii. The third species is now for the first time introduced into a methodic system upon Mr. Curtis’s authority.

The species of Cullen are derived from the diversity of cause alone ; and are hence improperly called species ; for the disease, and all the symptoms of the disease are or may be the same. His species, which can only be considered as varieties, are *c. spontanea*, and *c. accidentalis* : cholera produced spontaneously and by accident.

In Dr. Young’s system, cholera itself is made a species of diarrhoea ; but the vomiting and spasms of the extremities offer marked characters for a separate genus. In Dr. Parr’s article *Nosology* it occurs as a species of *vomitus*, and forms an associate with pyrosis, which is almost as much out of its proper place. Nor is its classical or ordinal place in Cullen much more correct, since he makes it a genus of nervous diseases under the order of spasms : an arrangement which, like both the preceding, is founded upon a single symptom.

3. *Cholera spasmodica.*—Mr. Curtis has well described this disease. He regards it, and perhaps justly, as a new species, and proposes to call it spasmodic cholera, from the violence and extent of the cramps ; though the vulgar name given to it in the Madras Naval Hospital is as above. Soon after the attack “the spasms,” he tells us, “began to affect the muscles of the thighs, abdomen, and thorax, and lastly they passed to those of the arms, hands, and fingers : but I never saw then or afterwards, those of the neck, face, or back, at all affected. The rapidity with which these spasms succeeded the



Mort de Chien. *Curtis*, Account of the Diseases of India, 8vo. 1807.

Species 1 and 2 found also symptomatically in gout, worms, enteritis, and intermitting fevers.

## GENUS XI.

### ENTEROLITHUS.

Stony concretions in the stomach or intestinal canal.

1. BEZOARDUS. In concentric layers closely agglutinated or crystallized; capable of a fine polish; fre-

attack, and their severity, especially as affecting the muscles of the thorax and abdomen, denoted in general the degree of danger in the case. The affection is a fixed cramp in the belly of the muscle, which is gathered into a hard knot with excruciating pain. In a minute or two this relaxes; is again renewed, or the affection passes to others; leaving the miserable sufferer hardly an interval of ease; and lastly it passes from one set to another, leaving the former free." The remote cause does not appear clear, nor was the mode of treatment very effectual. Bontius and Dr. Girdlestone have also noticed this disease.

GEN. XI. ENTEROLITHUS. From *εντερον*, "intestinum," and *λιθος* "lapis." Almost all animals are endued with a power of separating or secreting lime and other earths from the blood for particular purposes, as that of forming a shell covering in insects and worms, and of giving hardness to the bones in all other animals. Under a morbid action of single organs, or of the system generally, this is often secreted in an undue quantity, and poured forth into cavities, where its accumulation and crystallization must be attended with mischief. Such at times, is the case in respect to the stomach and intestines. But independently of concretions derived from this source, we often meet with others produced by an agglutination or crystallization of the juices which are contained in the aliment, and which, not unfrequently, give immediate proof of their origin by the aromatic taste, smell, or other qualities which such concretions exhibit. There is also a third species of concretion occasionally to be traced in the intestinal canal, of a softer structure, and cetaceous or saponaceous feel, which appears to be produced by a peculiar combination of the materials of the feces, and constitute proper *scybalæ*, although this term has not unfrequently been employed to signify portions of common feces or stercoraceous matter in an indurated state.



quently with a metallic lustre on the surface of each layer; and an accidental nucleus in the centre: of a spheroidal figure; chiefly consisting of vegetable matter.

*Bezoar.*

Said to be found in the human stomach, but more commonly in that of the smaller ruminating quadrupeds, as the

---

1. *Enterolithus Bezoardus.* The term bezoardus or bezoar is derived from the Persian compound Padi-zeher, or Pad-sehr, corrupted into bedzohr and bezoar: literally "depellens venenum," and hence a direct synonym with the Greek term Alexipharmic. See for examples *Sammlung Medicinischer Wahrnehmungen*, Band ii.

It is not accurately ascertained that this species has ever been formed in the human stomach; for though there are a few assertions to this effect, the substances to which they refer have not been analyzed with sufficient attention, while the authors appear to use the term bezoar in a very loose and indefinite sense. The bezoar, as already observed, is chiefly obtained from the stomach of the smaller ruminating animals, whose food, from the complexity of the organ, lies for a long time in nearly a stagnant state, and is compelled to give forth the whole of its juices under circumstances that afford them a much easier opportunity of agglutinating or crystallizing than in many other animals. In the goat kind these balls are called *ægagropilæ*. They are of different sizes and figures, the last being chiefly determined by the nature of the nucleus, which in different individuals is marcasite, talc, flint, gravel, straw, glass, seeds of plants, &c. In colour they are white, yellow, or brownish: that of the gazhal is greenish blue, and when recent highly aromatic. The most singular circumstance belonging to them is the bronze or metallic lustre that appears on the surface of the different layers, and does not strike deeper than the surface. This, however, is said to be a property peculiar to the western bezoar, and seldom or never to be found in those of the east, which are often of as beautiful a glossy white as ivory. Daubenton ascribes the gilt appearance to a vegetable dye fixed by the tartaric acid of the plants in which the dye exists; and observes, that he has remarked a like appearance on the grinding teeth of many of the ruminating tribes. Similar concretions seem at times to be formed out of the animal body, and as tubercles to the roots or other parts of certain plants: for Fourcroy affirms, that in the cabinet of Jussieu he was shown some curious bezoars of the oriental appearance, white or yellowish, glossy as ivory, and of a spheroidal figure, which were said to be produced by the cocoa.

2. *Enterolithus Calculus.* This is by no means unfrequently found in the human stomach and intestines, but far oftener, as observed above, in the digestive channel of other animals, and particularly in



goat and antelope, particularly the beautiful and elegant species of antelope denominated gazhal by the Arabians and Persians, and tsebi (צבי) by the Hebrew poets; the abú of the Turks: the antelope gazel of Linnéus; formerly employed as a febrifuge and alexipharmic in medicine, and worn as an amulet by the superstitious, who have sometimes purchased a

the larger ruminating quadrupeds, or those with the long complicated digestive organ, where the food, as in the formation of bezoards, is slowly carried forward; and in tardy draught horses, particularly those of millers, which are fed largely on bran, which seems to yield a ready basis for these concretions. See *Phil. Trans.* xxiv. 1705, *Thoresby*. Id. xlv. 1746, *Bailey*. Id. xlviii. 1754. *Watson*. In the last case, the disease had existed for years: the animal died aged twenty-two, nearly foaling;—but gave no sign of pain or inconvenience till three months before her death. The calculus weighed 15 lb. 12 oz.; average diameter  $8\frac{1}{2}$  inches by 8 inches.

When chemically analyzed, they are chiefly found to consist of a triple or ammoniaco-magnesian phosphate, like the earthy or white-sand calculi of the human bladder: though it is difficult to conceive from what quarter the magnesia is obtained. In the case of millers' horses, some portion of this earth may perhaps be derived from the bran, in which it is always to be traced; but the difficulty still remains, with respect to other animals. The figure, whatever be the size of the calculus, is usually spheroidal, except where broken into separate fragments: the matter is deposited for the most part, as in the former species, upon a nucleus of some sort or other, as a small piece of flint, an iron nail, a seed or husk, a piece of hay or straw—the structure sometimes radiating from such common centre to the surface, and sometimes evincing distinct plates more or less united to each other. In the human subject these calculi vary from the size of a pea to that of a filbert, chesnut, or hen's egg, and are often still larger. In the case of Margaret Lower (see note on *colica stífata* γ) they were usually of the two former sizes, and appear to have been formed in great abundance and with wonderful facility—for her abdomen, upon pressing it, often rattled from the quantity it contained, with the sound of a bag of marbles. Many of these were rough and sharp-pointed at the edge, evidently fragments or nodules of larger concretions, and gave great pain to the rejection, whether above or below, for they were discharged both ways. The larger sized weighed rather more than two drams: and Dr. König, who relates the case, calculated that the whole that were discharged during the continuance of the complaint could not amount to less than 5 lb. avoirdupois. In a case related by Mr. *Martineau*, *Phil. Trans.* Vol. xxxii. year 1723, five calculi, some of them much larger than the preceding, were voided per anum, by a poor woman in the third month of pregnancy, after having suffered from colic about



single one at six thousand livres when very fine, and hired them in Holland and Portugal on particular occasions at a ducat a day.

2. **CALCULUS.** Radiating from a common centre, or formed in concentric layers; mostly with an accidental nucleus; more or less porous; spheroidal or oblong: admitting an imperfect polish; composed chiefly of earths and animal matter.

four or five days: of these, the largest, 8 inches in circumference and  $6\frac{5}{8}$  in length, weighed two ounces sixteen pennyweights and twelve grains. In this case, and in various others, the calculi seem to have been in the intestines for a considerable period of time without inconvenience; for it is hardly possible to conceive that all these should have been produced in the course of a week.—In another case in the same journal, Vol. xli. year 1740, related by M. Mackarness, a calculus of this kind was extracted with some difficulty from the anus by the surgeon who attended, which weighed eight ounces and a half, and was ten inches and a half in circumference. It is described as “a hard, unequal, ragged, flinty stone,” but was not examined chemically. There is some doubt whether this had not forced its way from the bladder into the rectum; but there is little doubt that it had been present in the one organ or other, and nearly of its full size, for several years before its extraction; for the patient’s stools were always obtained with difficulty, and three children, which she had successively borne in the three preceding years, were all marked with a large hollow or indentation in some part of the head, in one instance of sufficient extent to hold the moiety of a small orange.

In draught-horses and oxen this species of calculus is generally found single and much larger, and often of little inconvenience for years. They vary in size from three pounds avoirdupois to ten or twelve. Of this last weight the author once met with an instance in a horse belonging to Mr. Hayward, a respectable miller of Brondon near Sudbury, in Suffolk, and Mr. *Watson* *Phil. Trans.* Vol. xlviii. year 1754, gives an account of two considerably heavier—the one weighing fifteen pounds, twelve ounces, with a circumference of twenty six inches; and the other weighing nineteen pounds, exclusive of the outward shell or crust which was broken off in several pieces, with a circumference of twenty-eight inches. Both these were laminated, but “had the appearance of a pebble;” yet the specific gravity was much lighter, the first weighing in water not more than six pounds. At other times the crystallization is more like that of gneiss or of grit-stone, and almost always light and porous. See *Phil. Trans.* Vol. xxxiv. No. 398.

Occasionally, however, this species is found gregarious instead of



*Intestinal calculus.*

Found in the human stomach and intestines ; but more frequently in those of the larger ruminating animals, and slow, heavy draught horses, particularly those of millers.

3. *Scybalum*. Soapy or unctuous ; mostly continuous ; some-

solitary. Mr. Watson, in the article just quoted, mentions a case of *several* found in the intestines of a mare, and presented to the Royal Society by the Duke of Richmond in 1746, the nucleus of two of which was found to be an iron nail. And by turning to Vol. xlv. year 1746, of the same journal, we find these calculi described by Dr. Bailey, (for the two articles appear to relate to the same case,) as consisting of five in number, of different sizes, some triangular, and resembling a horse-bean, of an olive colour and finely polished ; and one much larger, weighing nearly sixteen ounces troy, and measuring twelve inches by eleven.

3. *Scybalum*. Σκυβαλον, “*fimur* ;” and especially “*fimur induratus*.” This species has not hitherto received the degree of attention to which it is entitled ; and even Fourcroy and Walther seem to have mistaken it for a biliary calculus. The specific character is drawn up from various instances that have occurred to the writer, or have been shown him by others. A laminated scybalum, taken from the feces of a woman who had long been suffering from costiveness and abdominal pain, an inch and a half in length, and nearly two inches in circumference, of an oblong irregular shape, and reddish brown colour, was lately presented to a medical meeting in this metropolis as a biliary calculus, the donor expressing his astonishment that it could by any means be protruded through the ductus communis. It had neither the specific levity, nor the peculiar bitter, nor the resinous stratification of gall-stones ; and there can be little doubt that it was formed in the intestinal canal.

In Sir Everard Home’s paper “*On the Formation of Fat in the Intestines of living Animals*,” *Phil. Trans.* for 1813, a variety of ingenious facts and experiments are advanced to show the mode in which scybala are formed in the alvine passage, the component parts of which Sir Everard supposes to be fat or oil, and mucus. The same paper contains, in support of this opinion, two interesting cases by Dr. Babington ; the one that of a lady, who, upon taking olive oil, constantly voided a number of globular concretions, “*varying in size from that of a small pea to the bulk of a moderate grape, of a cream colour and slightly translucent, of a sufficient consistence to preserve their form and to bear being cut by a knife, like soft wax* ;” all which, like the scybalum above, had till this period been regarded as gall-stones : the second case that of a girl four years and a half old, who appears to have had a power of secreting oil in the intestines, and of discharging it per anum. “*At three years old her mother observed something come from her as*



times in layers ; spheroidal or oblong ; varying in colour ; consisting chiefly of mucous and oleaginous matter.

---

## GENUS XII.

### HELMINTHIA.

Worms or larves of insects inhabiting the stomach or intestines.

---

she walked across the room, which, when examined, was found to be fat in a liquid state, which concreted when cold. Ever since that time to the present she has voided at intervals of ten or fourteen days the quantity of from one to three ounces, sometimes pure, at others mixed with feces : when voided, it has an unusually yellow tinge, and is quite fluid like oil. Her appetite is good, as well as her spirits, and her flesh firm : her belly rather tumid, but not hard ; she is subject to occasional griping."

The medical records furnish numerous instances of similar formations. In the *Act. Nat. Cur.* Vol. iii. obs. 51, we have a case very similar to Dr. Babington's, of soapy or oleaginous globules excreted in a paroxysm of colic : "excreti globuli, quasi saponacei, cedente dolore hypochondriorum." So, in the *Edin. Med. Comment.* V. iv. 335, we have a case from the pen of Mr. Scott, of various adipose masses dejected in a softened state.

GEN. XII. HELMINTHIA. From ελμινς-νθος, "lumbricus intestinalis," as employed by Hippocrates. See especially his treatise *De Morbis*, Lib. IV. entitled Περὶ ελμινθων πλατειων. "De lumbricis latis." The various kinds of worms traced in the human stomach and intestines have been differently arranged by different writers. Some have assorted them into *round* and *flat* worms, and others into indigenous and exotic, or those which they tell us are *generated* in the alvine canal, and those which enter it *from without*. The first method is too limited ; the second hypothetical, for we yet require proof whether every species found in the canal does not *primarily* exist *out of it*. The present system has, therefore, employed a different arrangement, and has comprehended under the genus helminthia, or invagination, three species of diseases equally distinguished from each other by symptoms, and by the different tribes of animals that form their remote cause, viz. those which are nourished and find a proper habitation throughout every part of the alvine canal ; those whose proper habitation is limited to the ex-



Helminthia. *Arist.*

Verminatio. *Auct Lat.*

Parasitismus intestinalis. *Young.*

Medeud. *Arab.*

Wurmsucht. *G.*

Vers. *F.*

Worms. *Invermination.*

1. ALVI. Worms existing and finding a proper nidus in the stomach or alvine canal, chiefly of children and sickly adults; producing emaciation, a swelled hard belly, gnawing or pungent pain in the stomach, pale countenance, fetid breath, and irritation of the nostrils.

tremity of the canal; and those which have no proper habitation in any part of it, and enter it erroneously or by accident.

Vermination, however, is a subject that requires yet to be studied: and if it be made, as it often has been, to include parasitic animalcules of all sorts, it will be found very difficult to say where it shall end. In the article *Dysenteria* I have observed that that disease was by the Linnéan, and various other schools, ascribed to the larve of a peculiar insect, which the Swedish naturalist somewhat too precipitately ventured to introduce into his catalogue, and to denominate *acarus dysenteriae*. Kircher in like manner has ascribed the plague to animalcules of a particular kind; Langius the measles; various authors the itch, though the question is still doubtful; Sigler *petecchiæ*; Lusitanus and Poncellus small-pox; Hauptman syphilis; Martin and Udman, both pupils of Linnéus, elephantiasis; and Nyander, another pupil of the same great teacher, contagious diseases of most, if not of all kinds, in his paper in the *Aman. Acad.* entitled *Exanthemata viva*. Some, again, have attributed hæmorrhoids to the same source, and others even tooth-ache, which last opinion seems at one time to have been adopted generally, for we find Shakspeare making one of his best drawn characters exclaim

What! sigh for the tooth-ache!

Which is but an humour or a worm.

And when to these we add the extensive use which has in the present day been made of the *tænia hydatidis*, so that almost every limpid cyst, and, according to Dr. Adams, even cancer itself, is nothing more than an animalcule, (a worm or an insect,) it would seem that three quarters of the diseases (even the most fatal ones) "to which flesh is heir," result from a superabundance of vitality; and that



- *Ascaridis lumbricoidis*. Head slightly incurved, with a transverse contraction beneath it : mouth triangular : body transparent, light yellow, with a faint line down the side : gregarious and vivacious : from twelve to fifteen inches long. Inhabits principally the intestines of thin persons,

corruption is no longer the triumph of death over life, but of life over itself; of life in one form over life in another.

We are at length approaching to more sobriety in our inquiries, and it is high time that such a period should arrive; for we were in great danger of running into the wildest fancies of equivocal generation, and of equally relinquishing all principles and all limits in natural history. Instead of a new succession of living beings perpetually but fortuitously produced by a mere *bildungstreib* (as the Germans denominate it), a simple formative effort of the vital power under peculiar circumstances, it is more than probable that there is no worm or insect, no animalcule of any kind, that can be proved to exist *in* man or any of the larger animals, but might be traced, if due attention were paid to the subject, to exist *out of* them, under the form of eggs, larves, or some other modification, and to descend in as regular a chain of succession as man himself.

The common round worm (*ascaris lumbricoides*), though the intestines form a proper repository for it, does not exist in the intestines alone. Lister affirms that he has seen them in great numbers, in ulcers on the surface of the body, in which doubtless the parent insect or other animal had deposited her ova. *Phil. Trans* Vol. viii. year 1673. In his natural history of the sheep, Palmærus has rendered it at least probable that the fasciolæ hepaticæ, or flukes, found so abundantly in the liver of quadrupeds of this kind that die of the rot, and the origin of which has so much puzzled the naturalists, are swallowed by the animal in marsh or stagnant waters, *Aman. Academ.* iv. 58. And Linnæus himself pointed out that the tænia or tape worms, the existence of which in the intestinal canal has been an equal source of difficulty to the physiological inquirer, exist, though much smaller, in muddy springs; and notwithstanding that Pallas, at first, expressed doubts upon this point, the assertion has been adequately confirmed by subsequent observations. See *Dubois, Amœn. Acad. De Tænia* ii. 20.

Plants are generally subject to the same disease, and suffer in the same manner; for the usual effects are atrophy and emaciation; of which we have a very striking and common example in the blight or white mildew (*albigo*), rust or red mildew (*rubigo*), and smut or black mildew (*ustilago*), whether of wheat or other grains, which are now well ascertained to be produced, not indeed by worms, but by the growth of minute funguses or other cryptogamic parasites on the leaves, stems, and glumes of the plant affected; the chief of which are the *mucor erisiphe*, *m. granulosus*, *æcidium cor*



generally about the ileum, but sometimes ascends into the stomach, and creeps out of the mouth and nostrils: occasionally travels to the rectum, and passes away at the anus.

*Ascaris lumbricoides.* Linn. Turton. Hooper.

*Lumbricus teres.* Baillie, F. iv. 9. Auct. Var.

*Long round worm.*

- ♂ *Trichocephali.* Body above slightly crenate, beneath smooth; finely striate on the fore-part: head obtuse and furnished with a slender retractile proboscis; tail or thinner part twice as long as the thicker, terminating in a fine hair-like point: about two inches long; in colour resembles the maw-worm or common ascaris: gregarious, and found chiefly in the intestines of sickly children; generally in the cæcum.

*Trichocephalus.* Linn. Turt.

*Trichuris.* Bail. F. iv. 9. Hoop.

*Long thread-worm.*

- γ *Tæniæ Solii.* Articulations long and narrow, with marginal pores by which it attaches itself to the intestines, one on each joint, generally alternate; ovaries arborescent: head with a terminal mouth surrounded with two rows of radiate hooks or holders; and a little below, on the flattened surface, four tuberculate orifices

nutum, uredo frumenti, and u. segetum of Linnéus. See Sir Joseph Banks's valuable essay on this subject, published in 1805, with engravings giving various, and some of them highly magnified representations of the wheat-straw when infected with this disease. Some of these parasites have a peculiar fondness for the barberry-tree (*berberis vulgaris*), where the seeds are produced in great abundance; and it has hence often been found, that where a large barberry tree is planted in the vicinity of a wheat field, the wheat nearest to it is affected with mildew of some sort or other.

Grasses are also subject to the same disease, and particularly the *poa aquatica*. See Sowerby's *English Fungi*, Vol. ii. tab. 139, and for wheat, tab. 140; and compare with Fontana's *Osservazioni sopra la Ruggine del Grano*. Lucca, 1767. 8vo.

Yet it is not merely by parasitic plants, but by worms themselves, that vegetables are often infested, debilitated, and at times destroyed. Stems, leaves, and fruits, are all attacked in their turn; and occasionally the stem of the stoutest tree is eaten through, and death ensues: of which we have frequent examples in the willow (*salix alba*), horse chesnut (*æsculus hippocastanum*), as also in the *typha latifolia*. See Willdenow, *Physiol. Veget.* chap. vi. § 323.



or suckers, two on each side: tail terminated by a semi-circular joint without any aperture: from thirty to forty feet long, and has been found sixty. Inhabits the intestines of mankind generally at the upper part, where it feeds on the chyle and juices already animalized. Is sometimes solitary, but commonly in considerable numbers; and adheres so firmly to the intestines that it is removed with great difficulty.

*Tænia solium.* Linn. Turt. Bail.

*Tænia osculis marginalibus.* Hoop.

*Long tape-worm.*

- ♂ *Tæniæ vulgaris.* Articulations short and broad, with a pore in the centre of each joint, and stellate ovaries round them: body broader in the middle, and tapering towards both ends; head resembling the last, but narrower and smaller; tail ending in a rounded joint. Like the last inhabits the upper part of the intestines, and feeds on the chyle; from three to fifteen feet long; usually in families of three or four.

*Tænia vulgaris.* Linn. Turt.

*Tænia lata.* Baill. F. iv. 9.

*Tænia osculis superficialibus.* Hoop.

*Broad tape-worm.*

Two other species of *tænia* are found in other animals, chiefly carnivorous quadrupeds: *t. lata* and *t. dentata*, the former with a central pore, the latter with one at each edge.

- α *Fasciolæ.* Body flattish, with an aperture or pore at the head, and generally another beneath: intestines flexuous: ovaries lateral: hermaphrodite, and oviparous.

*Fluke.* Gourd-worm.

2. *PÓDICIS.* Worms, or the larves of insects existing, and finding a proper nidus within the verge of the anus, exciting a troublesome local irritation, sometimes accompanied with tumour; frequently preventing sleep, and producing pain or faintness in the stomach.

- α *Ascaridis vermicularis.* Head subulate, nodose, and divided into three vesicles, in the middle of each of which is an aperture by which it receives nourishment; skin at the sides of the body finely crenate or wrinkled; tail finely tapering and terminating in a point; the female has a small punctiform aperture a little below the



head, through which it receives nourishment. Gregarious; viviparous; about half an inch long; sometimes wanders into the intestines, and occasionally as high as the stomach.

*Ascaris.* Baill. F. iv. 9.

*Ascaris vermicularis.* Linn. Turt. Hoop.

*Maw-worm.* Thread worm.

6 *Scarabæi.* Larves of several species of the beetle.

These have not been accurately described. Perhaps the following are the chief: grey larve, with yellowish legs and ferruginous head, of *s. nobilis*; and those of *s. Schœfferi* and *s. volvens*, which, when out of the body, deposit their eggs in round balls of animal dung, which they roll up and bury with their hind feet.

7 *Æstri.* Bots, or larves of the hæmorrhoidal breeze or gad-fly. Round; pale-green; tail obtusely truncate; head tapering; mouth horny, with two lips, and two recurved black claws on each side of the mouth. Found convoluted in the mucus and feces of man, but far more frequently of other animals, and especially of the horse.

3. *ERRATICA.* Worms introduced by accident, and without finding a proper habitation in the stomach or

3. 6 *H. erratica Hirudinis.* Dr. Lister, apparently without knowing that the subject had been touched on before, describes the case of a patient, who, after having "had about his stomach and right side a most exquisite and tormenting pain for at least four months, which many times threw him into horrors and chillness, ague-like, and was the sickest man," continues he, "I ever saw not to die," vomited up a worm of a dark green colour, like a horse-leech, and spotted. From the puncture of the animal, or the violence of the retching, he brought up at the same time two pounds of coagulated blood: and had occasionally discharged blood downwards. The man imagined he drank it in pond water during the preceding summer. The worm was dead when rejected, or at least before Dr. Lister saw it: four inches long, and three in its largest circumference: and is still farther described and drawn as having three small fins on each side near the head, with a forky, finny, transparent, and extensile tail. *Phil. Trans.* 1681-2. No. 6.

One of the most extraordinary cases, among those entitled to attention, is related by *Mr. Paisley* in the *Edinburgh Medical Essays*, ii. art. 26. In this case there were two worms, whose heads he compares to that of the horse-leech, and which appear to have been tolerably quiescent in their growth, till the general system was disturbed by a wound on the breast received by the patient in conse-



intestines : producing spasmodic colic with severe gripings ; and occasionally vomiting or dejection of blood.

Of this subdivision we know but little : yet the ensuing instances may afford sufficient reason for forming it. It might easily be enlarged, but the authorities for extending it further are doubtful.

α *Górdii*. *Hair-worm*, or *seta equina*. Found in soft stagnant waters : from four to six inches long, twisted into various knots and contortions : colour pale brown, with dark extremities.

This disease is most frequent among the peasants of Lapland, and was suspected by Linnéus, and has been since proved, or thought to be proved, by Dr. Montin, one of his most celebrated disciples, to be occasioned by their drinking the half putrid water of stagnant marshes or ditches inhabited by the *gordius*. It is not known on the Lapland mountains. The gripings are often so violent, that the patient rolls and writhes on the ground in severer agony than a woman in labour, and discharges bloody urine. After many hours, sometimes an entire day, the disorder terminates in a profuse ptyalism that continues for a quarter of an hour. The Laplanders call the disease *Ullen*, or *Hotme*. *Linn. Flor. Lap. de Angelica. Montin, Amœn. Acad. Splachnum. ii. 26.*

quence of a duel with the small sword. The general symptoms of this species of helminthia appeared about the third day afterwards, and continued with many variations for several weeks, when the patient discharged inferiorly one of these worms, measuring a foot and a half in length, and an inch and a half in diameter, dead, but full of blood, and accompanied by a large dejection of grumous blood, “to appearance some pounds; and not many weeks afterwards the other still larger.—A worm, apparently similar, is stated by Dr. Bond of Philadelphia, 1754, to have been discharged downwards by a female patient of his, who had been long subject to an hepatic disease, which gradually changed to violent helminthic symptoms in the stomach. These, at length, suddenly vanished, and within twenty-four hours the worm was dejected, dead, and in two parts, the whole making twenty inches in length. The patient died soon after; and on opening her, this worm appears to have worked its way, when small, into the liver by the course of the common duct, to have committed great depredation here, and afterwards, with considerable difficulty and dilation of the duct, to have travelled back again. Dr. Bond ventures to call it an *hepatic leech*;



Colica Lapponica. *Sauv.* ii. 103.

6 *Hirúdinis*. Various species of the *leech*. Swallowed along with the muddy and stagnant water they inhabit.

Apparently both the medicinal and the horse-leech (*h. sanguisuga*) have been thus found; but the exact species has not been sufficiently indicated. Sauvages, in his genus *Hæmatemesis*, quotes Galen, Schenck, and Wedel, but does not describe the species. Upon turning to Galen, iv. 411. D. the reader will find that he briefly adverts to the disease, and quotes from Asclepiades and Apollonius the remedies that were employed in their respective days: but he does not characterize the worm.

7 *Muscæ cibariæ*. Larves of the *pantry-fly*. These seem chiefly to produce mischief while in the stomach, into which they may be taken with decayed cheese, as the eggs are sometimes deposited in it. See Dr. White's case, *Mem. Med. Soc. Lond.* Vol. ii. The patient, aged thirty, was emaciated, of a sallow complexion; had gripings and tenderness of the abdomen; costiveness, rigors and cold extremities. Took columbo root, and occasionally calomel and other purgatives. In a month was better, and the appetite good. The next purgative brought away an immense number of pupes or chrysalid worms; some of which being preserved, were transformed into four-winged insects, the *musca cibaria*.

---

though he calculates its course as now stated.—*London Med. Obs. and Inq.* i. 66.

Maroja, physician to Philip IV. of Spain, in his treatise *De Morbis Internis*, lib. 4. cap. 16, mentions the case of a patient who discharged a still larger dead round worm, of the same monstrous kind, and died in the act of discharging it: its length was twenty fingers breadth; its rotundity equal to the size of a stout man's hand: full of blood, and had more than a pound and a half of blood taken from its inside.

3. *H. erratica Muscæ cibariæ*.—Mr. Church, to whose entomological skill these worms were confided, asserts in the same paper, that he once knew a child discharge a larve of the caddy insect (*phryganea grandis*); and that the *phalæna pinguinalis* lives and is nourished in the stomach; and after sustaining several metamorphoses is thrown out, and proves its proper genus. See also Mr. Calderwood's case. *Edin. Med. Com.* ix. 223.



## GENUS XIII.

## PROCTICA.

Pain or derangement about the anus, without primary inflammation.

Proctica. *Linn.* 59. *Vog.* 167.

1. SIMPLEX. Simple pain at the anus.

Proctalgia. *Auct. var.*

Douleur du fondement. *F.*

2. CALLÓSA. Pain produced by, or accompanied with, a callous contraction of the rectum.

The cause is usually, though not always, scirrhus; and colica callosa is an occasional result. See *Colica*, spec. 6.

The scirrhus, as in other cases, sometimes degenerates into carcinoma.

3. TENESMUS. Painful and perpetual urgency to go to stool, with dejection of mucus alone, and in small quantity.

Tenesmus spontaneus. *Sauv.*

Obstipatio Tenesmus. *Young.*

GEN. XIII. PROCTICA. From *πρῶκτος*, *proctex*, *nates*. The term is taken from Linnéus, and employed nearly in a parallel signification. Sagar and Macbride, from the same root, have formed *proctalgia*.

4. *Proctica Marisca*. There has been much difficulty felt among the methodical nosologists in arranging this species, in consequence of the diversity of its symptoms. Sauvages and Sagar have expressed a desire to limit the term hæmorrhoids to an occasional and free flux of blood from the anus; and to make a distinct genus of hæmorrhoidal tumours under the name of *marisca*: hence the first occurs as a separate disease in their respective systems under the class *fluxus*, order *alvi-fluxus*; and the second under the class *vitia*, order *cystides*. Cullen, contemplating piles and hæmorrhoidal flux as the same, and invariably a constitutional disease accompanied with fever, has placed it under the class *pyrexia*, order *hæmorrhagia*. In both these views, however, he seems to be nearly alone; most other pathologists regarding piles or hæmorrhoidal tumours as a local affection, and perhaps no others contemplating them as necessarily connected with fever. There is, moreover, a laughable kind of solecism, in applying the term *hæmorrhoids*, literally "flux of blood," to a disease, one of whose subdivisions admits of no flux whatever, and another of a flux of mucus without blood.



Stuhlzwang. *G.*

E'preinte. *F.*

*Straining.*

Occasionally arising from local acrimony or irritation: and then an idiopathic affection.

Found also as a symptom in various other complaints, as dysentery, hæmorrhoids, helminthia, costiveness, calculus of the bladder, and pregnancy.

4. **MARÍSCA.** Livid and painful tubercles or excrescences, usually with a discharge of mucus or blood.

Marisca. *Sauv. Sag. Plouquet.*

Hæmorrhoids. *Cull.*

Proctalgia hæmorrhoidalis. *Macbr.*

Busyr. *Arab.*

Güldene ader. *G.*

Hémorrhóide. *F.*

*Piles.*

- α **Cæca.** Pain and tubercles without discharge.

Hæmorrhoids cæca. *Cull.*

*Blind-piles.*

- ς **Mucósa.** Tubercles pale and mucous.

Hæmorrhagia mucosa. *Cull.*

Leucorrhoids. *Vog.*

- γ **Cruénta.** Tubercles florid and bleeding.

Hæmorrhagia cruenta. *Cull.*

Hæmorrhoids. *Linn.*

*Bleeding piles.*

On these accounts I have followed Sauvages and Sagar, rather than Cullen, in making a distinction between the two affections of anal tumours or tubercles, and anal hæmorrhage: and have transferred the latter to the genus hæmorrhagia in Class III. Order IV.—The position and definition of hæmorrhoids, as given by Linnéus, range nearly parallel with that of Sauvages; for it occurs in his class *evacuatorii*, order *abdominis*, and is expressed “*dejectio sanguinis cum proctica absque colica* :” by *proctica*, meaning the general anal affection to which the term is applied in the present system. Parr, like the preceding writers, separates hæmorrhoids from fevers, but with Cullen employs the term to import anal flux of blood, and anal tumours. In him it occurs in the order *profluvia*, genus hæmorrhagia; and consequently he falls into the solecism just noticed in Cullen’s use of the term. Crichton has omitted the disease altogether, unless he intends to include it, of which his table gives no notice, under hæmorrhæa arteriosa, which he explains arterial hæmorrhage from the intestines; but which, after all, could only comprehend a very few of its modifications.



♂ **Polysósa.** Polype-like excrescences shooting from a slender root ; bulbous ; soft and compressible ; red or reddish ; chiefly internal.

Found also, in some one of the varieties, occasionally, as a symptom or sequel of parabysma, gout, asthma, sciatica, rheumatism, various affections of the bladder, hypochondriasis, hysteria, ecphronia ; and occasionally giving rise to recent or fistulous ulcers.

5. **EXANIA.** Inversion and prolapse of the villous tunic of the rectum, from relaxation of the sphincter, with more or less tumour.

*Exánia.* *Sauv. Sag. Plouquet.*

*Proctocèle.* *Pathol. Med.*

*Hæmorrhoids procedens.* *Cull.*

*Hæmorrhoids ab exania.* *Sauv.*

*Prolapsus ani.* *Plater. Nenter.*

*Gesassfall.* *G.*

*Chûte du fondement.* *F.*

*Falling down of the fundament.*

α **Simplex.** The tumour of moderate size, and the reduction easy.

ς **Spasmódica.** The tumour large and irritated ; and the intestine contracted by a spasm of the sphincter.

The tumour has, in the last case, been frequently mistaken for a marisca ; and Dr. Cullen has, perhaps, given some countenance to the error by describing one of his species of hæmorrhoids as produced by a prolapse of the anus. The hæmorrhoidal tumour is dull and livid ; that from a prolapse of the anus is flesh-coloured, sometimes wrinkled, at others smooth and shining.

In some instances the prolapse is so considerable as to render visible the valvulæ of the colon. *Morgagn. De Sed. et. Caus. Morb. Ep. xxxiii. lxx.*

Found, also, as an effect, in obstinate costiveness, stone in the bladder, labour, and helminthia podicis.



## ORDER II.

## SPLANCHNICA.

## AFFECTING THE COLLATITIOUS VISCERA.

DISQUIET, or diseased action in the organs auxiliary to the digestive process, without primary inflammation.

## GENUS I.

## ICTERUS.

Yellowness of the eyes and skin; white feces; urine saffron coloured, and communicating a saffron dye: the course of the bile obstructed.

ORDER II. SPLANCHNICA. Σπλαγχνικά, "Visceralia" "ad viscera pertinentia." So Dioscor. i. cap. 82. σπλαγχνικά φάρμακα, "viscerales medicinæ." Splanchna, in its greatest latitude in modern times, comprises, like the Latin viscera, all the larger bowels or internal organs, to whatever cavity they appertain, and consequently includes the brain. But, agreeably to its more exact sense, it was formerly limited to those of the upper and lower belly, the *entrails*, as they are colloquially denominated, those more especially which were consulted by the aruspices, and constituted the chief parts of the sacrifice. In this sense it is used by Homer in describing the sacred feast made in behalf of Telemachus when on the point of quitting Ithica. Odys. iii. 5.

Αἶσθ' ὅτε κατὰ μὲν ἑκάη, καὶ ΣΠΛΑΓΧΝ' ἐπάσαντο, &c.

GEN. I. ICTERUS. "Ικτερός;" among the Romans "Morbus regius," or "aurigo," on account of its *golden* hue. The lexicographers have not been able to follow up the term to its origin. The author ventures therefore to suggest that it is probably derived from the Hebrew כתר, with a formation ' producing יכתו (icter), and importing as a verb, "to surround," "circumfuse," "encompass;" and as a noun "a royal crown or golden diadem." Icterus was a term also given to the golden thrush, on account of its yellow plumage; and hence the bird was fabled to be connected with the disease; and it was believed, according to Pliny, that if a person labouring



Icterus. *Auct. Græc.*  
 Morbus regius. *Auct. Lat.*  
 Icterus. *Lin. Vog. Boerh. Cull.*  
 Aurigo. *Sauv. Sag.*  
 Cachexia icterica. *Hoffm.*  
 Cholelithia icterus. *Young.*  
 Yerekaun. *Arab.*  
 Gelbsucht. *G.*  
 Jaunisse. *Ictere jaune. F.*  
 Jaundice.

1. CHOLÆUS. The course of the bile obstructed from its own viscosity : general languor ; nausea ; dyspepsy ; and occasional pain or uneasiness at the stomach.  
     Aurigo ab obstructione. *Sauv.*  
     Icterus biliosus. *Parr. Dict. art. Nosol.*
2. CHOLOLITHICUS. The course of the bile obstructed from bilious concretions in the ducts, at length protruded and discharged with the feces ; frequent retching ; acute pain in the hypogastric region, increased upon eating.

under the jaundice looks at the pheasant; the bird dies and the patient recovers.

This complaint, from Sauvages to Cullen, has generally been ranked among the cachexies or depraved habits ; "*habitus depravatus* ;" as Dr. Cullen explains the class. Yet one of the species admitted by both these writers is that of infants produced a few days after birth, and ceasing almost as rapidly ; while another is the mere result of the mechanical obstruction of the ductus choledochus by local concretions. Yet it would be difficult to say in what other part of the systems of these and various other writers this disease should find a place. Parr puts it more correctly under the *suppressorii* ; and Dr. Young under the *pareccrises* ; which, in a wide but allowable latitude of the term, may include all the species except the *spasmodic*, perhaps the most doubtful of the whole, in which light indeed he regards it himself.

The pain is greatest in species 2. i. chololithicus : the general functions are, perhaps, most deranged under species 1. i. cholæus, (*χολαιος*), in which there is not only obstruction but depravation of bile ; and in species 4. i. hepaticus, in which it is not only perhaps secreted in too small a quantity, but at the same time imperfectly. A German physician of the present day, of high and deserved repute, Gothlieb Richter, (*Med. and Chirurg. Observations*) conceives that this is not only the severest but the most common cause ; and



*Icterus calculosus.* Cull.

*Aurigo calculosa.* Sauv.

3. SPASMÖDICUS. The course of the bile obstructed by spasmodic contraction of the bile-ducts; the disease preceded by acrimonious ingesta; hysteria, or some violent passion of the mind; and voluntarily subsiding within a few days after these are removed.

*Icterus spasmodicus.* Cull.

*Aurigo spasmodica.*—a. à venenis. Sauv.

4. HEPATICUS. The course of the bile obstructed by the derangement of the liver from scirrhus or infarction: occasional retchings and dyspepsy.

*Icterus hepaticus.* Cull.

*Aurigo hepatica.* Sauv.

5. INFANTUM. The course of the bile obstructed by viscid meconium; without pain or dyspepsy: easily removed by purgatives.

*Icterus infantum.* Cull.

*Aurigo neophytorum.* Sauv.

in proof of its depending entirely upon a morbid state of the liver, adverts to a case in which there was no gall-bladder to be found, and only a skinny substance in its stead without cavity at all; in which instance he supposes the bile, however imperfect, to have been absorbed by the morbid irritation of the liver as soon as it was formed. Yet its presence in the blood is, perhaps, not more unsalutary than its absence from the stomach and alimentary canal.

On what account Dr. Cullen has omitted spec. 1, i. cholæus it is not easy to say. It is noticed by most practitioners from Hippocrates to the neoterics. Parr's name of *biliosus* the author would have adopted, but that this term is usually employed in a different sense, as importing redundancy and activity, rather than morbid change in its combination: independently of which the Greek term is nearly as common as the Latin, and gives rise to all our compounds. Dr. Young expressly includes this species under his *cholelithia icterus*, synonymous with spec. 2 of the present arrangement: but the symptoms are different, and the name cannot accurately cover it.

The *icterus gravidarum* of Cullen and others is here omitted, as unquestionably not an idiopathic disease, but a symptomatic affection only.

Cullen has justly observed, in a note subjoined to this genus, that yellowness of the skin may proceed not merely from resorbed bile, but from effused blood, or serum of blood, as we see perpetually in *ecchyrosis*. The saffron dye in the urine is perhaps the truest pathognomic.



Found also symptomatically in pregnancy, colic, and fevers of various kinds ; especially epanetus icterodes, or yellow fever.

## GENUS II.

### MELÆNA.

The colour of the eyes and skin fuliginous, leaden or livid ; black, viscid dejections, with occasional vomitings of the same ; anxiety ; depression of spirits.

Melæna. *Sauv. Plouquet. Cull. Catal. Morb. Omiss.*

Melasicterus. *Sag.*

Cholirica. *Guarinoni Linn.*

Melæna morbus (Μελαινα Νοστος.) *Hippocr.*

Zeryr. *Arab.*

Schwartze-galle. *G.*

Maladie noire. Ictere noire. *F.*

Black vomit. Black jaundice.

1. CHOLÆA. The black discharge bilious ; the vomiting occasionally green and acrid ; great languor ; vertigo.

---

GEN. II. MELÆNA. Μελαινα, from μελας, "niger." This disease is not in Dr. Cullen's arrangement ; but it occurs under the present name, in his subjoined "Catalogue of omitted diseases, which perhaps ought not to have been omitted." *Catalogus morborum à nobis omissorum, quos omisisse fortassis non oportebat.* Hippocrates is peculiarly full in his description of this disorder, and there are few nosologists who have not entered it into their respective systems. The species and definitions in the present arrangement are taken from Hippocrates, *de Morbis, lib. ii.* with little change. The first seems to depend upon an organic depravation of the liver, chiefly perhaps in the case of habitual gluttons and drunkards, who have paralyzed or worn it out by perpetual stimulation : in consequence of which a pitchy and flaky bile is secreted instead of the genuine and healthy fluid. The second is probably the result of active or passive hæmorrhage (most likely the latter) from the liver, the spleen, or both in a state of physcona. The function of these organs appears to be one and the same ; the blood in both is peculiarly carbonated, as the colour sufficiently indicates, and the closest alliance subsists between them ; on which account Hippocrates calls the spleen the *left liver*, and Aristotle the *bastard liver*. The spleen has sometimes been found adhering to the liver.



*Melæna atrabilis.* *Sauv.*

2. *CRUENTA.* The discharge consisting of grumous blood intermixed with bile: pungent, tensive pain in both hypochondria; compressive pain at the pit of the stomach and fainting.

*Melæna splenetica.* *Sauv.*

The stomach and intestines full of sanguineous matter. *Columb.*

*De Re Anat. Haller. Bib. Med. part ii. p. 125.*

Has sometimes proved salutary. *Haller, Nov. Comment. Goett. viii. p. 2.*

Sometimes periodical. *De Passis, in Blegny Temple d' Esculape, 1680.*

### GENUS III.

### CHOLOLITHUS.

Pain about the region of the liver, catenating with pain at the pit of the stomach: the pulse unchanged: sickness;

**GEN. III. CHOLOLITHUS.** From *χολη*, or *χολον*, bile, and *λιθος*, a stone. This disease has been confounded with icterus by most of the nosologists, but improperly so, for the yellow dye of the skin and urine, which is the pathognomic symptom of jaundice, occurs often without chololithus, and chololithus even in its passing species or acute state, without the yellow dye. Dr. Young makes it indeed a distinct genus, but regards icterus as one of its species. After Plouquet he spells it cholelithia, who probably took the term choledochus as his example. Either is allowable: chololithus is here preferred as in unison with enterolithus, and the usual mode of forming Greek compounds.

The symptoms of the first species are often not very distinct, for when the gall-bladder has been slowly enlarged, a concretion, as bulky as a pullet's egg, has sometimes lodged in it, and occupied the entire cavity, without any very great derangement of the general health.

Whether the gall-bladder be a mere receptacle for superabundant bile secreted by the liver, or whether it add any new secretion to that deposited in it, is a question which has been long agitated by physiologists, and is by no means settled at the present moment. It is a curious fact, however, and which should seem to be nearly decisive of the question, that in most, perhaps in all, cases,



dyspepsy; inactivity: bilious concretion in the gall-bladder or bile-ducts.

Cholelithus. *Plouquet.*

Cholelithia. *Young.*

Gallstein. *G.*

Pierre au fiel. *F.*

*Gall-stone.*

1. QUIESCENS. Pain about the liver and at the pit of the sto-

---

the hepatic bile, or that secreted by the liver, is mild and sweet before its introduction into the cyst, and consequently becomes bitter only from being operated upon while in this situation: and it is from this circumstance that the first or quiescent species discovers itself, perhaps chiefly by a less pungent and bitter taste in the mixed or general bile than commonly belongs to it; for the gall-bladder, being nearly plugged up, or impeded in its function, is incapable of exerting its proper activity; and hence, too, the irregularity in the alvine discharges, even were no considerable degree of pain is felt about the region of the liver, and the stomach is not very sensibly affected. Dr. Bush ascribes this production of bitter taste to a putrefactive process which takes place in the bile after its reception into the gall bladder: but this is no place to pursue the subject. It is singular to observe, that in herbivorous animals destitute of a gall-bladder, as the horse, elephant, manate, camel, rat, rhinoceros, as also in several of the cetaceous tribes, the bile is still possessed of a bitter principle; and it is perhaps still more singular that we meet with this secretion and this principle in larger abundance, proportionably to the size of the animal, in various insects that have neither liver nor gall-bladder, than in mammals of any kind; of which the *curculio nucum*, or nut-weevil, furnishes us with a familiar example; for every one must have seen with surprise the extent to which the larve of this curious little insect, found so frequently in the fruit of the hazel, is capable of embittering the taste of the nut, and of giving a yellowish brown tinge to its whiteness, which alone proceeds from the bile with which its feces are loaded.

It is possible that minute biliary concretions may occasionally be formed in the hepatic pores; but the absorption of the more subtile parts of the bile which must necessarily take place in the gall-bladder, from its quiescent state, must dispose it in a much greater degree to assume a concrete form, the structure of which varies, though it seems to evince a general tendency to crystallized rays in the center, with concentric laminæ towards the surface. See *Baillie Morbid Anatomy*, F. v. Pl. vi. p. 109-113.

Berzelius has lately shown that neither the resin nor the albumen, which have been so generally ascribed to bile, have any existence in it. The bile becomes resinous only in the process of experi-



mach obtuse and occasional : and bile less bitter than usual ; the dejections irregular.

2. MEANS. Pain about the liver acute ; frequent vomitings ; dejections white ; and at length loaded with one or more bilious concretions.

*Cholelithia acuta. Young.*

*Passing of gall-stones.*

The German physicians trust chiefly to sulphuric ether and oil of turpentine in conjunction. See *Durande Observations sur l'Efficacite du Mélange, &c. 1791.*

## GENUS IV.

### PARABYSMA.

Knotty or unequal intumescence of the abdomen from an

ment, by supersaturating it with acids, while the material hitherto regarded as albumen, appears to be nothing more than a small portion of mucus furnished it from the gall-bladder. M. Berzelius observes, however, that it acquires an increased tendency to form resin with the acids, in proportion to the length of time it has remained in this depository. It possesses, says he, the same properties of alkali and salts as the blood ; and contains a peculiar matter of a bitter and afterwards sweet taste, which evinces characters in common with the fibrin, the colouring matter, and the albumen of the blood, from which it is formed in the liver. *View of the Progress and Present State of Animal Chemistry ; translated from the Swedish by Gustavus Brunnmark, D. D.* In the *hystrix cristata*, or crested porcupine, bilious concretions appear to be more common than in any other animal : they are for the most part closely crystallized ; and have been called bezoars by physiologists who ought to have known the difference. They have neither the metallic lustre of the western, nor the aroma of the eastern bezoar, while they contain the tinge and bitter of the bile.

GEN. IV. PARABYSMA. Παραβυσμα, "id quod magnis sarcinis infarcitur," from παραβυνω, "malè coacervo, or infarcio." The author has adopted this term from the Greek writers instead of *emphraxis*, *hyposarca* or *physconia*, because the two first, which, however, have not been very generally employed, are too limited for the purpose, and consequently calculated to convey erroneous ideas ; while the last has been used so generally as to convey no definite idea whatever.



indurated enlargement of one or more of the viscera contributory to the digestive function; derangement of the general health.

Physconia. *Cusson. Sauv. Cull. et alior.*

Physconia was, perhaps, first made choice of by Cusson as a generic name to comprise a variety of organic tumours, of origins, positions, and properties so different as to defy all generic definition whatever. Sauvages, however, has followed him, and even added to the number of his species; and Cullen has followed Sauvages. In Sauvages it is extended to every kind of intumescence of the solid parts of the abdomen without pregnancy or fluctuation. "Intumescencia abdominis a partibus solidis, sine graviditate, et fluctuatione." Cullen does not essentially deviate from this character; in like manner expressly limiting it to the abdomen. Yet in both we have, among the list of affections, a physconia renalis; various *external* physconies, and a physconia ab excrescentiâ, while abdominal fatness or corpulency is made another species. Yet the scope of physconia is carried still wider by Dr. Young, who omits all limitation, extends the term to softish glandular tumours in any part of the body, and ranks under it simple bubo, bronchocele, sarcocoele, and various pulmonary enlargements; at the same time making physconia, thus extensive in its range, a mere species of a genus which he calls ecphyma, and which he defines "a solid tumour not acutely painful."

It has been found in no small degree difficult to characterize the meaning of a physcony. The term itself gives us little or no clue: for *φυσκωνία* simply imports *inflation*, or a collection of wind, as in an inflated bladder. Dr. Young, as just observed, makes it a species of ecphyma, or *solid* tumour; yet, in his specific definition, he describes it as "a general *softish* tumour of a viscus or gland, completely occupying a considerable part of its substance." Sagar, on the contrary, defines it to be a tumour "*hard to the touch*, resisting without fluctuation or elasticity," *sine fluctuatione, et elasi, ad tactum dura, resistens*: while Turton explains it "a *hardish* tumour, occupying one or more of the abdominal organs, and resembling a bladder distended with wind."

Physconia, therefore, by importing every thing, imports nothing definitely: and is made to embrace diseases that have no analogy in origin, situation, symptoms, or mode of cure. Dr. Cullen, while he retained the term in its general and indefinite range, was sufficiently sensible of its looseness, and only retained it from want of time to be more accurate: "species sequentes," says he, in a note subjoined to the genus in the sixth edition of his Synopsis, "*nequaquam ad normam Nosologiæ methodicæ recensentur; sed accuratius Physconix species indicare difficile foret, saltem plus exegisset, quàm quo nunc fruor otii.*"



*Ecphyma physconia.* Young.

*Hyposarca.* Linn.

*Emphrastica.* Haller. Tulp.

1. **HEPATICUM.** Hard tumour in the right hypocondrium, verging towards, and sometimes appearing at, the pit of the stomach : general languor ; pale or yellow countenance ; dyspepsy : dejections irregular, often whitish.

*Physconia hepatica.* Cuss. Sauv. Cull. Parr.

In strict propriety, *physconia* should perhaps be confined not only to the region of the abdomen, but to those knotty or unequal intumescences which evidently proceed from an indurated, usually a parenchymatous, enlargement of one or more of the viscera contributing to the digestive function, and which in a greater or less degree derange its perfection, or impair the general health of the system ; while all other swellings which have hitherto, in different nosologies, been made to range under it, should be transferred to other genera. Such is the limitation aimed at in the present arrangement, and we hereby obtain a family of diseases analogous in origin, situation, general result, and mode of treatment : and which ought rather to be entered in the class before us than in Class VI. Order I. *Eccritica Mesotica*, which comprises a list characterized by morbid enlargement of the parenchyma without derangement of the general health. With this limitation the author had at first intended to continue the term *physconia* ; but apprehending it might lead to mistakes, from its different use by other writers, he has thought it better, upon the whole, to reject it altogether, and employ another term in its stead—a term not invented for the purpose, but in use among the Greek writers, and in itself sufficiently indicative of its intention.

1. *δ E. hepaticum, Helminthicum.*—Similar animalcules, and especially hydatids, are occasionally found in other organs, though less frequently : particularly the kidneys and the testicles : but as they can rarely be traced by any external symptoms, they can seldom become a subject of symptomatic nosology. See *Baillie, Morb. Anot. Fasc. vi. pl. 7, and Fasc. viii. pl. 8.* The existence of flukes (*fasciola hepatica*) in the human liver is doubtful, though asserted by Doever, Darwin, and others. Dr. Harrison, of Horncastle, Lincolnshire, in his treatise on the *Rot* in sheep, denies their existence in this disease, even among these animals ; and has given proofs of their total absence in many of the worst cases upon dissection. He ascribes the rot to marsh miasms. The present writer, however, has seen them in prodigious numbers ; and their non-existence, at particular times, or in particular cases, only seems to show, that, if at any period a cause of this disease, rather than an effect, they are not the only cause.



Hepatis tumor. *Darw.* I. ii. 3. 9.

Jekur akend. *Pers.* Literally *jecur coactum*. The Latin term *jecur* is probably derived from the Persian.

α Coactum. From infarction.

Found in feeble children, who secrete less bile, and have the cells of the liver clogged with mucus from atony of the absorbents.—Found also in intemperate livers; and in foreigners who reside in hot climates: an unequal atony, and at times paralysis, being produced in the organ from the excessive stimulus antecedently excited by the rays of the sun or the use of spirituous potation.

The diseased viscus often acquires great weight: 18 lbs. *Bonet.* Sepulcr. lib. i. sect. xviii.—20 lbs. *Bald.* N. Magaz. band vii. p. 275.—28 lbs. in an hydropic. *Gaoch,* Med. and Surg. Obs.

ε Scirrhomum. The tumour exhibiting a scirrhus character. *Georg. Segeri Mis. Nat. Cur.* ann. iv. obs. 142.

γ Chololiticum. Accompanied with bilious concretions. *Bonet.* Sepulcr. de Hypocondr. tumor. Obs. 8. *Verduc.* Pathol. du Rachitis.

δ Helminthicum. Accompanied with flukes, hydatids, or other worms. *Winker.* Disp. de Hydat. apud *Bonet.* Med. Septentr. ii. p. 313.—*Darw.* vol. iii. 156. 8vo.

2. SPLENICUM. Indurated tumour below the false ribs on the left side, and towards the spine on the same side; pale countenance; general debility.

*Physconia splenica.* *Sauv. Cull. Parr.*

*Splenis tumor.* *Darw.* I. ii. 3. 18.

*Ague-cake.*

α Coactum. From infarction. Chiefly after obstinate remittents or intermittents in organs weakened by previous intemperance; the absorbents being hence doubly debilitated.

*Emphratica:* *Haller.* Disp. Pathol. iv. 109.

Sometimes continues for thirty years. *Darw.* ut supra.—*Sauv.* in loco.—*Tulp.* Obs. Med. ii. 30.—*Morgagn.* Ep. xx. 52. et passim—*Baillie,* Morb. Anat. Fasc. vi. pl. 2.

ε Scirrhomum. Assuming a scirrhus character. *Bonet.* Sepulcr. de Ventris tumore. Obs. xxxiv. n. 3. On the death of a woman, found to weigh *thirty-three* pounds, and to fill nearly the whole of the abdomen. Complaint lasted seventeen years before the patient died, during nearly the whole of which she pursued her usual avocations. *Sauv.* in loco.—Three times its



natural size. *Baillie*, *Morb. Anat. Fasc. vi. pl. 3.*—Contained fifteen pints of pus. *Histoire de l'Academie des Sciences*, 1753. p. 196. The entire viscus has often been extirpated without injury.

γ *Cartilaginósum*. The coats of the spleen converted into a cartilaginous substance. *Baillie*, *Morb. Anat. Fasc. vi. pl. 1.*

3. *PANCREATICUM*. Hard elongated tumour, running transversely in the epigastric region; dyspepsy; general languor.

*Torpor pancreatis*. *Darw. I. ii. 2. 7.*

*Ecphyma physconia*. *Young.*

α *Coàctum*. From infarction. *Baillie*, *Morb. Anat. pl. vii. fig. 1*—*Torpidum* produced by the stimulus of tobacco, almost incessantly chewed or smoked for many years; fatal. *Darw. ut supr.*

ε *Calculósum*. Accompanied with white calculous concretions. *Baillie ut supr. fig. 2, 3, 4.*

4. *MESENTERICUM*. Indurated and irregular mass of tumours below the stomach, yielding to the pressure of the hand: pale, bloated countenance; atrophy; the appetite at the same time seldom diminished, often voracious.

*Physconia mesenterica*. *Cuss. Sauv. Cull.*

α *Helmínthicum*. Accompanied with hydatids or other worms. *Greg. Horst. lib. v. obs. 33.*—*Tulp. obs. lib. ii. c. 34.*

ε *Strumósum*. Accompanied with scrophula. *Bonet. ex Rudnicio de Ventr. tum. obs. 10.*—*Ambrose Paré, l. c. 21*—*Haen. Rad. Med.*

γ *Scirr hósum*. Accompanied with scirrhus. *Marc. Donat. Hist. Med. Mir. l. vii. c. 15*—*Trincavell, iii. cons. 22*—*Riolan. Anthropogr. l. ii. c. 26*—*Morgagni de Sed. Ep. 39. n. 2.*

δ *Sarcomáticum*. Accompanied with sarcomatous excrescences. *Bonet. Sepulcr. de fals. gravid. Obs. 3. n. 1.*

ε *Steatomatósum*. Accompanied with steatamatous excrescences. *Barthol. Cabrol. Obs. 33. 35. Tulp. obs. ii. 32. 33. Joh. Lechelii apud Bonet. Med. Sept. ii. 486. Hierne Collect. Acad. iii. 226.*

Tumour weighed 40 lb. *Nov. Act. Nat. Cur. Vol. i. obs. 92.*

ξ *Fungósum*. Accompanied with fungous excrescences. *Bonet. Sepulcr. de gravit. fals. obs. 3. c.*



Sarcoma mesenterii. *Pigr.*

Suasarcosis. *Auct. Var.*

Champignon. *F.*

The above varieties and many of the references are from Sauvages, who has been copied in both by Cullen. The tumours are often very large, and conglobated: and at times accompanied with cysts filled with a limpid fluid. In one instance these amounted to twenty of various sizes, one as large as a child's head, six as large as the fist, and the rest resembling hens' and pigeons' eggs. Hence the whole abdomen is in some cases so generally tumefied as to give a semblance of pregnancy. This is particularly the case with the last variety; and as the appetite, state of the bowels and bladder are often unaffected, there is not unfrequently some difficulty in determining the nature of the disease. See *Sauvag. in loco*; as also the writings of Welsch, Trincavelli, Morgagni, and Riolani, who have made collections of extraordinary cases; and compare Cruickshank on the "Anatomy of the absorbing Vessels," p. 115. 2d edit. 4to.

5. INTESTINALE. Tumour hard and circumscribed, round or elongated; moveable upon the pressure of both hands; irregular dejections; obstinate vomiting; pyrexia; and for the most part emaciation.

*Physconia intestinalis. Cusson. Sauv. Cull.*

- a* Conglomeratum. Cohesive, and conglomerated. *Morgagn. de sed. et caus. Morb. tom. ii. ep. 39.* In this case the tumour lay sensible to sight, of a circular shape between the ensiform appendix and navel. On dissection, the ileum and adjoining portion of the jejunum were retracted upwards, coacervated, and firmly adhesive.

- c* Sarcomatousum, Sarcomatous. *Fantoni. Obs. Med. select. ii.* In this case the tumour, of an oblong shape, lay below the left hypochondrium, inclining to the epigastrium, prominent, with unequal hardness. On dissection, every other part being found healthy, the colon, under the stomach, and towards the left side, for the length of the palm of the hand, appeared closely indurated, distended, and loaded with a fleshy, fibrous, peculiarly thickened tumour, which contracted its diameter.

6. OMENTALE. Tumour indurated and diffused; frequently spread-



ing over the whole of the abdominal region ;  
dyspnœa ; emaciation.

*Physconia omentalis.* *Cuss. Sauv. Cull.*

This species is usually of a mixt kind : infarcted ; scirrhus ; glandular ; and cartilaginous. It has been found of various extent and magnitude ; from a weight of five pounds to twenty, twenty-five, thirty, and in one instance (*Greg. Horstii. Prob. 10. dec. vi.*) fifty-six pounds, occupying the whole capacity of the belly. In one case, the hardness was almost stony : *Panarol. Pentec. iii. obs. 10.* In another, osseous, the weight thirteen pounds : *Mongin, Hist. de l'Acad. des Sciences, 1732.* In a third, loaded with many thousand glandules : *Seeger, Ephem. Germ.* In a fourth, accompanied with excruciating pains, the weight sixteen pounds : *Huxh. Phil. Tr. Vol. vii.*

7. COMPLICATUM. The belly hard, elevated, and distended as though pregnant, and often supposed to be so ; yet more or less knotty and une-

7. *Parabysma complicatum.* The symptoms of this species must vary according to the organs affected, and the nature and extent of the disease. The enlargement is generally found to be sarcomatous, scirrhus, hydatidous, or adipose. The liver is in most cases more or less concerned—sometimes in connexion with the spleen, sometimes with the mesentery, sometimes with the stomach or intestines, and sometimes with all together. *Hildanus* found the liver so enlarged as to pass beyond the false ribs of the left side, with the spleen equally enlarged, and fixed to the hepatic lobe. *Cent. ii. Obs. 45.* *Huldenreich*, in a woman of forty-five years of age, found the liver scirrhus, weighing fourteen pounds, with a fleshy excrescence in the mesentery of the size of a child's head : *Miscel. Nat. Cur. ann. vi. and vii.* Jaundice accompanied this case.—*Bartholine* mentions a woman of elegant form in the flower of her age, attacked with another variety of this disease, which at length destroyed her : when all the intestines, liver, spleen, and every adjoining viscus, were found intermixed, and buried in fat ; the liver being at the same time enlarged and scirrhus, and filling both hypochondria ; the stomach thickened, and cartilaginous : *Cent. ii. Obs. 6.*—*Coiter* found the whole of these organs adhering together, and filled with cysts of different sizes distended with a limpid fluid ; he reckoned more than fourscore : the organs themselves were exhausted and dry. *Obs. Anat. p. 117.*

There are instances, however, in *Schenck*, *Vesalius*, *Helvetius*, and others, where this disease has been endured for years without much inconvenience : chiefly, however, in cases, where the enlarge-



qual: the breathing seldom impeded: for the most part, acute pain, nausea, obstinate vomiting, and thirst.

*Physconia polysplanchna.* Cuss. Sauv. Cull.

*Physconia visceralis.* Auc. Var.

---

ment has been confined to a single viscus, forming the megalosplanchnus (μεγαλοσπλῆγχος) of Hippocrates.



CLASS II.  
PNEUMATICA.

DISEASES OF THE RESPIRATORY FUNCTION.

---

ORDER I.  
PHONICA.

AFFECTING THE VOCAL AVENUES.

The passage of the voice impeded ; or its power suppressed or depraved.

---

GENUS I.  
CORYZA.

Defluxion from the nostrils, obstructing their channel.

---

CLASS II. PNEUMATICA. Πνευματικά, "ad spiritum vel respirationem pertinentia," from πνέω, "spiro:" and hence πνεύμα, pulmo, "the breathing organ."

ORDER I. PHONICA. Φωνικά, "ad vocem pertinentia," from φωνή, "vox;" and hence aphonia (αφωνία) Gen. IV. under the present order, from α, privation, and φωνή; and dysphonia (δυσφωνία) Gen. V. from δυσ, "māle," "perperām," and φωνή.

GEN. I. CORYZA. Κορυζα, Hippocr. "gravedo," "distillatio:" "cold, infarction, or stuffing in the head," "defluxion." Galen confines the term to defluxion on the nostrils alone. *De Symp. Caus.* lib. iii. c. 4. The idea of the Greek physiologists was that of a condensation of the secreted fluids of the head by cold, so as to distil or trickle down the passages that lead from it, as we see the



Coryza. *Auct. Græc. Saw. Linn. Vog. Sag.*

Distillatio. *Auct. Lat.*

Stillicidium narium. *Bidloo.*

Phlegmatorrhagia. *Junker.*

Nuzlet. *Arab.*

Pfnüfel. *G.*

*Running at the nose.*

1. ENTONICA. The defluxion pellucid, mucous, or ropy, with a sense of irritation or infarction.

vapours of the atmosphere, when condensed by the same means, trickle down glabrous conductors of any kind. The term is admirably calculated to express the whole of this idea, though its derivation has been sought for in vain by the etymologists; in consequence of which it stands in Scapula, and all the best lexicons, as a Greek radix. The author begs to suggest, that it is of Asiatic origin, and occurs in almost all the cognate dialects of the east in the same signification, and almost without the change of a letter, uniformly importing cold, and the effects of cold. Thus in Syriac it is written *korusa*, and is expressly used in the Syriac New Testament in the sense of *algor*, *frigus*; see John xviii. 18. Acts. xxviii.

2. In like manner in Chaldee it is written קורשא (*korysa*, or more strictly *korusa*, as in the Greek,) and imports precisely the same. See *Jonath.* on Gen. xxxi. 40. In this tongue also it occurs as a verb in Job x. 10, and xxxviii. 30, קרש (*koris* or *korys*), and signifies "frost, constriction, condensation," (*gravedo*), as the effect of cold; synonymously with the Hebrew terms לָכַר and קָרָא. The Hebrew, however, possesses also the very same word, though in a remoter sense; for קרש in Hebrew implies "close-grained, compact wood or timber," in which signification it is used in Ezek. xxvii. 6, and in various other places. It is highly probable that we should find the radical idea of the term in Hebrew, as well as in Syriac and Chaldee, if we had other classical Hebrew books than the Old Testament to have recourse to; for the Arabic contains the Hebrew term, and gives us to the present day (*koris* or *korys*) in the sense of *cold* as well as of *impaction* as its effect, and this too both as a noun and a verb: whence (*leiletum zatu korysin*) is *nox algida*.

Hippocrates, as we learn from Celsus, applied coryza equally to defluxions from the head, nostrils, fauces, and chest. The latter Greek physicians restrained it to the first, and distinguished the two latter by the name of *catastagmus* (κατασταγμος,) which equally imports *distillatio* or defluxion. Among modern writers coryza is used synonymously with *catarrh*, and is consequently regarded as a febrile affection. It may indeed occur, and often does so, in various



- α Sternutatória. From sternutatories.  
 ζ Lachrymósa. From weeping or crying ; the lachrymal secretion being increased by mental emotion.  
*Snivelling.*  
 γ Catarrhális. From sudden cold or change in the temperature of the atmosphere ; accompanied with a nasal voice and loss of smell ; and excoriation of the mucous membrane of the nostrils. Gravedo. *Auct. Var.*  
 Coryza humida. *Nenter.*  
 Schnupfen. Schnuppen. *G.*  
 Enchifrénement. *F.*  
*Cold in the head.* In Old Engl. *Pose* or *Mur*, whence *Murren* and *MurRAIN*.  
 δ Ozænósa. The defluxion more or less purulent, or ichorous and fetid.

fevers as a symptom, but the older nosologists are more correct in giving it a place distinct from fever, when strictly genuine. Defluxion from the nostrils may proceed from two very different sets of causes: increased action of the secernents, and diminished action of the absorbents. The first or stimulating set may consist of sternutatories; of the irritation of sympathy, as in crying; of infectious effluvia in the atmosphere (sometimes, though seldom, limiting their action to the mucous membrane of the nostrils, and hence approaching the nature of catarrh;) and of the local stimulus of an ozena or nasal ulcer.

The action of the absorbents may be diminished by exposure to severe cold; by the debility of old age; and by a long habit of sternutatories, which have a tendency, in proportion to their use, to render all the vessels of the nostrils torpid; although the absorbents, as in the cases of age and cold, and indeed in all instances of debility, are sooner operated upon than the secernents. Here, therefore, the defluxion is produced, not from increased secretion, for the secretion may even be less than in a state of health; but from the secretion, whatever its quantity, not being carried off by its usual channel: and hence again that frequent and unsightly dripping from the nostrils of persons who addict themselves to large quantities of snuff. The author has seen the same effect produced by an habitual use of hartshorn and powerful aromatics.

1. δ. *C. entonica*, *Ozanosa*. Sauvages makes this variety synonymous with the disease called *distemper*, or *snuffles*, as it is provincially called, of dogs and horses, the *morve* of the French veterinary writers. But the *distemper* is evidently a contagious catarrh, with a considerable degree of pyrexia, and usually phlogosis of the bron-



*Coryza virulenta.* *Sauv.*

*Ozæna.* *Bonnet.* *Sepulcr.* i. 406.

2. *ATÓNICA.* The defluxion limpid, and without acrimony, or sense of irritation.

α *Algida.* From exposure to a keen, frosty, air.

ε *Sénilis.* From old age.

γ *Superácta.* From long and immoderate use of strong aromatics, volatile alkali, or snuff.

---

## GENUS II.

### POLYPUS.

A fleshy, elongated excrescence, shooting from one or more slender roots in the cavity of the nostrils, running in different directions, and affecting the speech.

*Polypus.* *Cels.* *Heister.* *Vog.* *B. Bell.*

*Sarcoma narium.* *Sauv.* *Cull.*

*Polype.* *F.*

*Polypus.*

---

chia. It belongs, therefore, to Class III. Order II. of the present arrangement.

GEN. II. POLYPUS. *Πολυπους*; so called from its general resemblance to the well known worm of this name, the *hidra viridis* of Linnæus. It has lately been the custom to apply this term *polypus* to a variety of concretions and excrescences arising in different parts of the body, of very different origins and textures, as *polypi* of the heart, which are perhaps always grumous blood, or concrete gluten; *polypi* of the uterus and bladder, which are caruncles with a slender base or peduncle; and *polypi* of the trachea, which are also concrete gluten, occasionally coughed up, sometimes solid and branching, sometimes tubular. In the present instance the author has followed Celsus, and most writers from his time to that of Heister, in restoring and limiting it to the fleshy and ramifying excrescence of the nostrils; and will denominate those that in other organs make an approach to its form or consistency, and which are seldom capable of being determined by symptoms, *polyphous* tumours, caruncles, or excrescences, rather than genuine *polypi*. Vogel's definition is equally restrained, though *sarcoma* is not quite a correct term; "*sarcoma intra nares prælongum, pluribus appendicibus adhærens*:" Mr. B. Bell uses the term in the same limited significa-



1. **PLASTICUS.** Soft, compressible, chiefly pale-red; apparently originating from distention, or relaxation of the Schneiderian membrane.

*Soft, compressible Polypus. B. Bell.*

2. **CORIACEUS.** Firm, cartilaginous, chiefly deep-red; apparently originating from, or connected with a caries of the ethmoid bone.

*Firm, cartilaginous Polypus. B. Bell.*

---

### GENUS III.

### R H O N C U S.

Hoarse, sonorous breathing from stagnation of mucus in the vocal canal.

Rhencus, (ῥενκος.) *Hippocr.*

Stertor. *Sauv.*

Khatyt. *Arab.*

1. **STERTOR.** The sound deep and loud; produced in the larynx and fauces.

---

tion. *Surg.* vol. iv. ch. xxviii. sect. 5. See also *Hewson's* Inquiries, part i. p. 25.

The grumous coagula of the heart, according to the peculiarity and extent of pressure they receive, are sometimes moulded into an uncouth and serpentine form, and have occasionally been mistaken for real serpents; and hence a wonderful book was published in this metropolis in 1639 by a practitioner of the name of Edward Mayamet, entitled a "True Relation of a Strange Monster or Serpent found in the left Ventricle of the heart of Pennant."

**GEN. III. RHONCUS.** ῥονκος, from ῥενχω, "ronchisso, sterto." Galen supposes this word to be an onomatopœia, or mere imitation of the sound produced during the action of snoring or wheezing. Cullen has omitted the genus as conceiving it to be nothing more than a symptom of some other affection. Vogel, and a few other nosologists, on the contrary, have raised both the species here offered to distinct genera. To this they are hardly entitled; but it requires only a narrow knowledge of the habits and morbid actions of the animal system to discover instances in which both sorts are idiopathic. Many persons have a thick or wheezy respiration, produced by corpulency, or by changes of the atmosphere from hot to cold, or from dry to moist, without any other diseased affection. Many persons snore habitually during sleep, and most persons have a ten-



Renchus. *Vog.*Schnarchen. *G.*Sterteur. *Fr.**Snoring.*

2. CERCHNUS. The sound dense, and impeded ; produced below the larynx.

Rhochmos. *Vog.*Heischerkeit. *G.*Ralêment. *Fr.**Wheezing. Rattling in the throat.*


---

## GENUS IV.

### APHONIA.

Inability of speech.

Mutitas. *Sauv. Cull. Vog.*Aphonia. *Linn. Cricht. Plouquet.*Bekym. *Arab.*Stummheit. *G.**Dumbness. Speechlessness.*

dency to do so, as they grow old. Such affections are strictly idiopathic ; they are not often indeed accompanied with much inconvenience ; but, as deviations from a perfect state of health, have a full claim to their respective places in a general system of nosology. In botany the most insignificant plant is allotted its proper station. Cerchnus (*κερχνος*) is derived from *κερχω*, "rauceo," or rather "ir-raucesco."

GENUS IV. APHONIA. *Αφωνία*: See note on PHONICA. There is some disagreement among the nosologists in arranging the diseases that affect the power of speech. Linnéus places the whole under two genera, Aphonia and Psellismus ; Sauvages and Cullen under four, Mutitas, Aphonia, Psellismus, and Paraphonia ; while Vogel gives not less than twelve, Asaphia, Clangor, Raucitas, Aphonia, Leptophonia, Oxyphonia, Rhenophonia, Mutitas, Traulotis, (*Blæsit*as) Psellotis, (*Balbuties*) Ischnophonia, and Battarismus. It will easily be conjectured from this list that Vogel has made distinct genera of many affections which ought to be nothing more than species or varieties ; and that Linnéus has sunk into species some affections that ought to rise into the rank of distinct genera. Upon the whole, therefore, the arrangement of Sauvages is the best ; and Dr. Cullen has shown his usual judgment in following it. The present method



## 1. ELINGUIUM. Sheechlessness from destitution of tongue.

Mutitas organica. *Cull.*

Mutitas elinguium. *Sauv.*—Privation of the tongue is not *always* accompanied with dumbness: since we have numerous, and apparently well-authenticated instances of the speech remaining perfect after a total loss of tongue and of uvula. See *Phil. Trans.* 1742, p. 143; *id.* 1747, p. 621; *Ephem. Germanic.* vol. iii. *Eph. Nat. Cur.* passim.

Byzeban. *Pers.*

α Congenita. The destitution coeval with the birth.

ς Oblæsa. The destitution produced by accident, punishment, or disease.

Reunited, after being nearly cut off. *Van Wy*, Heelkondige Mengelstossen ii. Dec. 1. *Frank* pretends a case of regeneration. *Satyr. Med.* p. 120.

## 2. ATÓNICA, Speechlessness from atony of the vocal organs.

α Oblæsa. From lesion of the nerves of the tongue.

Mutitas atonica. *Cull.*Mutitas traumatica. *Sauv.*

Enduring for ten years with paralysis, and then suddenly ceasing. *Bresl. Sammlung*, 1721, ii. 406—503.

ς Pathemática. From sudden and overwhelming terror, or other violent passion. Commonly temporary; sometimes permanent.

## 3. SURDÓRUM. Speechlessness from deafness, congenital or produced during infancy.

Mutitas surdorum. *Sauv. Cull.*

goes between Linnéus and Sauvages, and offers three genera, aphonia, the mutitas of Sauvages, and Cullen: dysphonia, including the aphonia and paraphonia of these writers; and psellismus. Mutitas and aphonia are direct synonyms, and equally import dumbness or speechlessness. The Greek term is merely preferred to the Latin in the present system in conformity with the general rule; but it is not a little singular that in Sauvages and Cullen both these terms should be made use of, in different senses, and as names to different genera. Linnéus and Chrichton have restored the Greek term to its proper signification.

2. α. *A. atonica Oblæsa.* Galen and Sauvages advert to cases of dumbness produced by excision or erosion of the recurrent nerves both in man and quadrupeds; as also to others in which they were injured by extirpation of the glands of the neck in struma, cancer, or bronchocele.



Mutité des sourds de naissance. *Fr.*  
*Deaf-dumbness.*

---

## GENUS V.

### DYSPHONIA.

The sound of the voice imperfect or depraved.

1. SUSURRANS. Voice weak, whispering, and scarcely audible.

Aphonia. *Sauv. Cull.*

α Oblæsa. From lesion of the nerves of the larynx.

Aphonia traumatica. *Sauv.*

Aphonia atonica. *Cull.*

ς Pathemática. From sudden and overwhelming terror or other violent emotion of the mind: occasionally permanent.

γ Compressória. From permanent compression of the trachea.

Aphonia trachealis. *Cull.*

Aphonia aneurismatica.—A. pulmonica. *Sauv.*

δ Catarrhalis. From neglected catarrh.

Aphonia catarrhalis. *Sauv.*

ε Enérvis. From simple debility of the larynx without any obvious cause.

The author has at this time a case under his care produced in this manner, in which the patient, about forty years old, and otherwise in good health, has never spoken, except in a whisper, for the last six years.

Paraphonia rauca. *Cull.*

Raucedo. *Lin.*

Raucitas. *Vog.*

2. PUBERUM. The voice dissonant and untrue to itself, irregularly alternating from harsh to shrill; confined to the age of puberty.

---

GEN. V. DYSPHONIA. *Δυσφωνία*. See note on PHONICA, as also the preceding note.

1. γ *D. susurrans, Compressoria*. Sauvages refers to Morgagni and Bonetus for cases of severe compression from aneurism of the aorta, enlargement of the thymus, and various other tumours.



Paraphonia puberum. *Sauv. Cull.*

Muë de la voix. *Fr.*

*Change of Voice.*

3. IMMODULATA. The voice permanently depraved, or inharmonious.

α Rauca. Naturally or habitually hoarse, harsh, or rough.

ς Nasalis. Sent with a cracked and grating sound through the nostrils.

Paraphonia nasalis. *Sauv.*

Paraphonia resonans. *Cull.*

Rhinophonia. *Vog.*

Nasitas. *Auct. Lat.*

Khemkhemet. *Arab. Pers. Turk.*

Parler du nez. *F.*

*Speaking through the nose.*

Produced by habit, affectation, or nasal obstruction.

γ Clangens. Shrill and squalling.

Paraphonia clangens. *Cull.*

Paraphonia ulcerosa. *Sauv.*

Oxyphonia.—Leptophonia. *Vog.*

δ Sibilans. With a whizzing or hissing sound.

Syrigma. *Auct. Græc.*

Paraphonia Sibilans. *Sauv.*

Zischen. *G.*

Sifflement. *F.*

Found also sometimes as a symptom or sequel of various nervous diseases, colic, or bilious vomiting.

ς Stertens. With a snorting, snoring, guttural, or stertorous sound.

Paraphonia stertens. *Sauv.*

Paraphonia comatosa. *Cull.*

Usually from relaxation of the glottis or velum palati.

ζ Palatina. Hoarse, obscure, indistinct; with a fissure or other defect in the palate.

Paraphonia gutturalis. *Sauv.*

3. ε. *D. immodulata, Enérvais.* A lady, of about forty-five, of easy temper, has been subject to this variety for several years. It attacks in paroxysms recurring at irregular periods, and usually continuing for five or six weeks, unless sooner relieved by stimulants and tonics. The voice is a low whisper during the whole of the paroxysm.

Found also occasionally as a symptom in melancholic, paralytic, and hysteric affections; and var. γ in paristhmitis, dysphagia, and catarrh.



Paraphonia palatina. *Cull.*

Asaphia. *Vog.*

The defect mostly congenital : occasionally a sequel of lues and some other disorders,

## GENUS VI.

### PSELLISMUS.

The articulation imperfect or depraved.

Psallismus. *Sauv. Linn. Sag. Cull.*

1. BAMBALIA. The flow of the articulation disturbed by irregular intermissions or snatches.

Timtamet. *Arab.* An onomatopy produced by an iteration of the letters T and M, which are most difficult for the stammerer to articulate.

Stammlen. *G.*

Bégayement. *F.*

Stammering.

- a Hæsitans. Involuntary and tremulous retardation in articulating particular syllables.

Psellismus ischnophonia. *Sauv.*

Ischnophonia. *Vog.*

Anstossen. *G.*

Hesitation. *F.*

Hesitation.

- c Títubans. Involuntary and tremulous reduplication of some syllables, alternating with a tremulous hurry of those that follow.

Psellismus. *Linn.*

Battarismus. *Vog.*

Stottern. *G.*

Bredouillement. *F.*

Stuttering.

---

GEN. VI. PSELLISMUS, ψελλισμος, from ψελλίζω, "balbutio." The Greek term however was used in a wider sense than the Latin, so as to import every species of depraved or vitious articulation; and in this sense it is employed in the present system. The Romans gave the name of bambaliones from βαμβάλιζω, "raptim articulo," "to articulate by snatches."—to those who, properly speak-



These two varieties of stammering are thus well described by Shakespear: "I would thou couldst stammer, that thou mightest pour out of thy mouth, as wine comes out of a narrow-mouthed bottle, either too much at once or none at all."

2. BLÆSITAS. The enunciation vitious.

Blæsitās. *Auct. Lat.*

Traulotes (τραυλωτης.) *Auct. Græc.*

Alken. *Arab.*

α Ringens. With a vibration or redoubling of the letter R.

Psellismus ringens. *Cull.*

ε Lallans. The letter L unduly liquid, or substituted for R.

As when delusive is pronounced deliusive, as though the *l* possessed the power of the Spanish *ll*, or the Italian *gl*; or as when parable is pronounced palable. Alcibiades is supposed to have laboured under this defect. It is also said to be common to the Jews of China, who have dwelt among the Chinese so long as to have lost the sound of R, in consequence of its not existing in the Chinese tongue; and who consequently pronounce in Gen. i. 1, בראשית ברא for בראשית בלא.

Lallatio. *Auct. Lat.*

Psellismus lallans. *Cull.*

Psellismus lambdacismus. *Sauv.*

γ Emólliens. The harsh letters exchanged for soft, as in the substitution of anzel for angel; capidol for capitol; dat for that.

Psellismus traulotes. *Sauv.*

δ Balbútiens. Labials, as M, B, P, too frequently introduced, or used instead of other letters. So *Veda* is pronounced *Beda*, *Venares*, *Benares* in Bengal, the Bengalee having no V. So *impringe* is often used for *infringe*; *ibory* for *ivory*; though *b* and not *v* is here the radical letter, the Latin term being *ebur*.

Psellismus balbutiens. *Cull.*

ing, stammered, whether by involuntary hesitation or hurry of utterance: and hence the author has employed bambália for the first species of psellismus.

2. ε. Blæsitās, Mogilalia. The term, as given in the text from Sauvages, is that used by Aetius, who denominates the subjects of this vitious enunciation mogilali. Dr. Cullen does not seem to have gained any thing by substituting *acheilos*.



- ε *Mogilália*. Labials omitted or exchanged for other letters.  
 Most commonly P for F, and F for V, as *filfer* for *pilfer*; *vish* for *fish*, *antle* for *mantle*. So the Latin *sibilo* is transformed by the French into *siffler*.  
*Psellismus mogilalia*. *Sauv.*  
*Psellismus acheilos*. *Cull.*  
*Faifait*. *Arab.* An onomatopy or imitation of the sound produced by a vitious reduplication of the letter *f*.  
 ζ *Dentíloquens*. Dentals, as C, S, T, Z, too frequently employed; producing the effect of what is called, in common language, speaking through the teeth.  
*Asthenia vocis*, *Thetismus*. *Young.*  
*Lispeln*. *G.*  
*Grasseyement*. *F.*  
*Lisping*.  
 η *Gutturális*. Imperfect utterance of the guttural letters: as G. J. H. K.  
*Psellismus jotacismus*. *Sauv.*  
*Psellismus lagostomatum*. *Cull.*

---

## ORDER II.

### PNEUMONICA.

AFFECTING THE LUNGS, THEIR MEMBRANES, OR MOTIVE POWER.

Respiration irregular, impeded, or painful.

---

2. ζ. *P. Blasitas, Dentiloquens*. Holder, in his "Elements of Speech," has accounted for this depravation as follows: "Appulse partial, giving some passage to breath, is made to the upper teeth, and causes a lisping sound, the breath being strained through the teeth."

2. η. *P. Blasitas, Gutturális*. This, and indeed all the varieties of the present species, as well as many others that are connected with it, are most usually the result of vitious habit, produced by want of attention to the articulation of sounds in infancy, or to affectation. They are also sometimes dependent upon a misconstruction of the vocal organs; of which the present variety furnishes us with an example; for a defective utterance of the gut-



## GENUS I.

## BEX.

Sonorous and violent expulsion of air from the lungs.

Bex (βηξ.) *Auct. Græc.*

Tussis. *Cels. Sauv. Linn. Vog. Sag.*

Catarrhus. *Cull.*

Pneusis Tussis. *Young.*

1. HUMIDA. With expectoration of a mucous or serous fluid.

Anaptysis (αναπτυσις.) *Hippocr.*

Anacatharsis. *Gal. Sauv.*

Expectoratio. *Linn.*

Soal. *Arab.*

Husten. *G.*

Toux. *F.*

*Common cough.*

α Mucōsa. The discharge chiefly mucous and excreted freely.

β Anhélaus. The cough in long paroxysms; the discharge

tural letters must be a necessary consequence of a fissure in the palate.

ORDER II. PNEUMONICA. Πνευμονικα: "ad pulmonem pertinentia;" from Πνεω, "spiro."

GEN. I. BEX. Βηξ, "tussis;" βηξω, "tussio." The Greek name here restored for the sake of uniformity. Dr. Cullen's system does not allow a place for cough as a distinct disease: and he has hence been obliged to enter bex, tussis, or common and dry cough, under class i. pyrexia, order v. profluvia; and pertussis or whooping cough under class ii. neuroses, order iii. spasmi.

Mr. J. Hunter has observed, with his usual accuracy, that in coughing and vomiting, the lungs and stomach develop an equal vis inertia. "It is not necessary that the stomach should act violently to produce an evacuation of its contents; nor is it even necessary that it should act at all: for the lungs themselves do not act in the least when any extraneous matter is to be thrown up; and coughing is to the lungs what vomiting is to the stomach. The muscles of respiration are the active parts in emptying the lungs, and can act both naturally and preternaturally. The action of vomiting is performed entirely by the diaphragm and abdominal muscles; and we know that by the same action the contents of the rectum can be expelled." *Anim. Econ.* p. 199. The late experiments of M. Majendie have fully confirmed these remarks.



mucous and viscid ; excreted with difficulty, and laborious breathing.

Asthma catarrhale.—A. pneumodes. *Sauv.*

Dyspnœa catarrhalis. *Cull. Parr.*

*Chronic cough of old age.*

✓ *Acrida.* The discharge thin, frothy, and saline : for the most part excreted with difficulty. It is in most instances an atonic affection of the lungs or of other organs that associate in their action. Sometimes an attendant upon the gouty, more frequently upon inebriates labouring under a diseased liver, to whom it is peculiarly troublesome in the morning.

δ *Periódica.* Recurring at stated periods : partly restrainable ; discharge thin, but not acrid.

*Tussis periodica.* *Darw. IV. iii. 4. 3.*

*Tussis nervosa.* *Cricht.*

Most common to persons of a nervous or hypocondriacal temperament.

2. *sicca.* Unaccompanied with expectoration.

*Khabbet.* *Arab.*

*Schaaf-husten.* *G.*

*Secheresse de poitrine.* *F.*

*Dry cough.*

α *Ingeneráta.* From irritation produced locally, as a scirrhus or calculous affection of the lungs. See *Borelli*, cent. I. obs. 6. *Zacut. lib. I. obs. 95.*

ς *Extránea.* From irritating materials inhaled from without, as minute particles of glass, lime-stone, and similar bodies ; and common to glass-cutters, hewers of free-stone or sand-stone (*arenarius Cos*,) workers of metals, and other mechanics.

✓ *Verminósa.* From worms in the intestines, liver, or other abdominal organs. Common to children with large bellies, and pale emaciated countenances ; and still more so to sheep labouring under the disease called rot, and whose livers are usually loaded with the *fasciola hepatica*, or fluke. See also *M. Skragge's Morbi Artificum*, *Amœnit. Academ. 1764.*

3. *CONVULSIVA.* The cough convulsive and suffocative ; accompanied with a shrill reiterated hoop ; and frequently with vomiting : contagious.

*Bex theriodes* (ἐξ θηρίων.) *Auct. Var.*

*Tussis convulsiva.* *Sauv.*

*Pertussis.* *Syden. Huxh. Cull.*



Soal-saol. *Arab.* Being the common Arabic term for cough reduplicated to express vehemence.

Coqueluche. *F.*

Starcker-husten. *G.*

*Hooping cough.*—*Chin-cough* ; or more correctly *Kin-cough* or *Kind-cough* ; literally *Child's-cough*, from the German *kind*, "a child."

## GENUS II.

### DYSPNŒA.\*

Permanent difficulty of breathing, with a sense of weight on the chest.

GEN. II. DYSPNŒA. *Δυσπνοια*, from *δύς*, "male," and *πνέω*, "spiro." *Dyspnœa*, *orthopnœa*, and *asthma*, are treated of by Celsus as species of the same genus, or rather as different degrees of the same affection. "Omne," says he, "in difficultate spirandi consistit ; sed hæc, dum modica est, neque ex toto strangulat, *δυσπνοια* appellatur ; cum vehementior est, ut spirare æger sine sono et anhelatione non possit, *ασθμα* : cum accessit id quoque, ne nisi recta cervice spiritus trahatur, *ὀρθοπνοια*." Lib. IV. iv. 2.—Galen, however, treats of these affections as distinct genera, and discusses them in remote positions. The same diversity of view has occurred in modern times. Almost all the continental writers make each affection a separate genus, as does Macbride among the writers of our own country. Cullen makes a genus of *dyspnœa* and of *asthma*, and merges *orthopnœa* in the former. Dr. Parr and Dr. Young take as little notice of *orthopnœa*, and, with Celsus, reduce *dyspnœa* and *asthma* to the rank of species, under a genus which they denominate *anhelatio* or *pneusis* : a term applied by Sauvages to an entire order. Crichton retains *asthma* alone, appearing to regard both *dyspnœa* and *orthopnœa* as mere symptoms of other affections. The present arrangement adheres chiefly to that of Cullen. It raises *dyspnœa* and *asthma* to the rank of distinct genera, pathognomically distinguishing the first by its being permanent, and the second by its being temporary and recurrent : and it contemplates *orthopnœa*, as a sort of *asthma* exhibiting itself in a *dyspnoic* diathesis ; as a *dyspnœa* with irregular exacerbations. It coincides, therefore, with Cullen's view, who has loosely regarded *orthopnœa* as a *dyspnœa*,—a disease never free from dif-

\* In the "*Study of Medicine*," the author introduces between the Genera *Bex* and *Dyspnœa*, as the second Genus, that of *Laryngismus*. See *Study of Medicine*, Vol. I. p. 360.



Dyspnœa. *Auct. Græc. Cels. et neoteric.*  
*Anhelation.*

1. CHRÓNICA. The breathing uniformly short and heavy, mostly accompanied with a cough.

Dyspnœa. *Boerh. Sauv. Linn. Vog. Sag.*

Kurtzer-athem. *G.*

Behr. *Arab.*

Courte haleine. *F.*

*Short breath.*

- α Extránea. From calculous or other earthy secretions in the substance of the lungs thrown up by coughing.

Dyspnœa terrea. *Cull.*

Dyspnœa calculosa. *Macbr.*

- β Phlegmática. The habit phlegmatic or cachectic, with scanty secretion of urine, and mostly œdematous extremities.

Dyspnœa pituitosa. *Sauv.*

Dyspnœa aquosa. *Cull. Parr.*

- γ Pinguedinósa. Accompanied with oppressive fatness.

Dyspnœa pinguedinosa. *Cull.*

Engbrüstigkeit. *G.*

Pousse. *F.*

*Pursiness.*

- δ Organica. From deformity or organic defect, or injury.

Dyspnœa traumatica. *Sauv.*

———— thoracica. *Cull.*

- ε Vaporosa. From the mischievous action of metals or other poisons.

Asthma metallicum. *Sauv.*

2. EXACERBANS. Subject to sudden and irregular exacerbations: the breathing deep, stertorous, acute, and suffocative; relieved by an erect position.

Catarrhus suffocativus. *Bagliv. et alior.*

Orthopnœa. *Cels. Boerh. Sauv. Linn. Vog. Sag.*

Suffocatio. *Etmuller.*

Pnigma. *Vog.*

Most of the varieties of the preceding species apply equally to this.

Found, also, under the one or the other species, as a symptom in aneurisms, polypous concretions, and other

---

ficulty of breathing; and still more so with that of Sagar, who characterizes it expressly as a permanent affection, subject to acute paroxysms: "*Morbus continuus, acutus, subitaneâ, anhelatione sublimi, et fere suffocatoriâ, stipatus.*"



affections of the heart and larger vessels ; in enlargements and other affections of the abdominal viscera ; in empyema, hydrothorax, worms, peripneumony, bastard peripneumony, small-pox, and occasionally in severe attacks of intermitting fevers.

### GENUS III.

#### ASTHMA.

Difficulty of breathing, temporary, recurrent ; accompanied with a wheezing sound, and sense of constriction in the chest ; with cough and expectoration.

Asthma. *Auct. Græc. Cels. et neoteric.*

Tenk nefes. *Arab.*

Keichen. *G.*

Pousse. *Asthme. F.*

*Broken-wind.*

*Asthma.*

1. *siccum*. Paroxysm sudden, violent, and of short duration ; constriction hard, dry, spasmodic ; cough slight ; expectoration scanty, and only appearing towards the close of the fit.

*Asthma siccum. Etmuller. Cricht.*

*Asthma convulsivum. Willisii. Hoffm.*

*Nervous asthma. Convulsive asthma.*

α *Simplex*. Without any manifest cause, or combination with any other affection.

---

GEN. III. ASTHMA. *Ἀσθμα*, "anhelatio," "spirandi difficultas : " probably from *αω*, "spiro." The species of asthma here offered are taken rather from the practical writers than the nosologists, whose species are, in effect, seldom more than varieties, and are here introduced as such : being derived not from the symptoms, which alone constitute the specific disease, and should alone describe it, but from the supposed cause. Even Floyer, to whom we are indebted for the most accurate delineation of the humoral asthma that has hitherto been given to the world, drawn from his own sufferings through a period of thirty years, has fallen into the same defect. Macbride and Crichton are the only nosologists the author is acquainted with who have derived their species from the natural and proper channels which have been alone attended to in attacking the disease, however writers may have been disposed to favour a more speculative view in their arrangements.



Asthma spontaneum. *Cull.*

- ⚡ Exanthematicum. From retropulsion of some acrid humour from the surface of the body.

Asthma exanthematicum. *Sauv. Cull.*

- γ Phlegmaticum. From repelled œdema of the extremities in phlegmatic or cachectic habits, with scanty secretion of urine.

Asthma cachecticum. *Sauv.*

Œdema pulmonum. *Auct. Var.*

Possesses a considerable resemblance to dyspnœa phlegmatica; and both best relieved by a copious secretion of urine.

- δ Vaporosum. From inhaled fumes of metals, especially of lead and arsenic, of sulphur, charcoal, nitric acid, and other deleterious or poisonous substances.

Asthma metallicum. *Sauv.*

2. HUMIDUM. Paroxysm gradual, ingravescent, protracted; the constriction heavy, humid, laborious; cough severe; expectoration commencing early; at first scanty and viscid, afterwards copious and free.

Asthma humidum. *River. Cricht. Sauv.*

Asthma humorale. *Baillie.*

Asthma flatulentum. *Floyer.*

Asthma pneumonicum. *Willisii.*

Spitting or humid asthma. *Floyer.*

Asthme ordinaire. *F.*

*Common Asthma.*

- α Simplex. Without any manifest cause, or combination with any other affection.

Asthma spontaneum. *Cull.*—This term in Cullen applies to the present variety, and to α of the preceding species.

- ⚡ Plethoricum. From plethora, or the suppression of some accustomed sanguineous evacuation.

Asthma plethoricum. *Sauv. Cull.*

- γ Senile. Asthma of old age.

Asthma senile. *Parr.*

The one or other of the species found also, occasionally, as a symptom in gout, hypocondriasis, syphilis, and diseased viscera.

GEN. IV. EPHIALTES. Ἐφιάλτης, or ἐπιαλτης, "incubus," or "incubo." The term occurs in Macrobius—Somn. Seip. lib. i. though not



## GENUS IV.

## EPHIALTES.

Sighing, suffocative anhelation, with intercepted utterance, and a sense of some external substance pressing heavily on the chest : transitory.

1. VIGILANTIUM. Produced during wakefulness ; the pressure severe, and extending over the abdomen ; respiration frequent, laborious, constricted ; eyes fixt ; sighing deep and violent ; intellect undisturbed.

Incubus vigilantium. *Rhod. cent. i. obs. 54.*

Ephialtes hypocondriaca. *Sauv.*

in Hippocrates, Galen, or Celsus. The author has restored this disease to the family of anhelations ; with which it was associated by almost every writer before the time of Dr. Cullen. It here finds a natural place, and answers to its prominent character. With sleep-walking it has little or no connection, excepting that one of its species occurs in the night and during sleep. Ephialtes vigilantium is entered on the authority of Rhodius and Sauvages : it is certainly allied to epilepsy, but seems more closely to square with the true generic character of the present disease. Sauvages gives us three other species as he calls them, but which are only symptomatic of other affections. Aurelianus affirms that Ephialtes occasionally proves fatal from its suffocative violence : and adds from Selimachus, that it was at one time as contagious and destructive at Rome as the plague.

Its usual exciting causes are to be found in a peculiar state of the brain or of the stomach ; and hence Dr. Crichton denominates the two species, which he has introduced under it Incubus, *cerebralis* and *gastricus*.

The term *mare*, in night-mare, is perhaps immediately imported into our own language from the Runic or Slavonian mythology, in which mara signifies a frightful spectre, dæmon, goblin, or night-hag, whence the Anglo-Saxon name of *Elf-sidenne*. Yet the root of the term is to be sought for in a still higher source, and a source which has ramified with slight variations of meaning over most parts of the world. מר (mar,) in Hebrew, imports "bitter, grievous, mischievous, oppressive," "a mischievous, revengeful, oppressive spirit : " whence מרר (marar, in Lat. *mæror*, *amarus*) "overwhelming weight: bitterness, or oppression," "bitter pangs." And hence in Persian and Arabic mar-den, "to sink under the weight of bitter pangs or afflic-



*Ephialtes tertiana.* *Sauv.*

2. NOCTURNUS. Produced during sleep, and interrupting it with violent struggle and tremor; the pressure on the chest seeming to be that of some hideous monster or phantom.

*Ephialtes.* *Sauv. Linn Sag. Plouquet.*

*Incubus.* *Vog. Junck. Cricht.*

*Epilepsia nocturna.* *Gal.*

*Oneirodynia gravans.* *Cull.*

*Erethismus oneirodynia.* *Young.*

*Kabus.* *Arab.*

*Alp. Nacht-mannlein.* *G.*

*Cochemar.* *Incube.* *F.*

*Night-mare.* In Anglo-Saxon, *Elf-sidenne* (Elf-squatting.)

The last species found, occasionally, as a symptom in dyspepsy, and other complaints of the stomach, hydrocephalus, worms, and hypocondriasis. Horses are said to be subject to it.

## GENUS V.

### STERNALGIA.

Violent pain about the sternum, extending towards the arms; anxiety, difficulty of breathing, and sense of suffocation.

*Angina pectoris.* *Heberd*

*Angina pectoris.* *Cull. Catal. Morborum Omissorum quos omisisse fortassis non oportebat.*

*Syncope anginosa.* *Dunc. ann. 1800. Parry.*

*Asthma dolorificum.* *Darw.*

*Brustbräune.* *Elsner.* See *Comm. Lips.* vol. xxxiii.

tion," "to be extinguished or die." Hence in Greek *μοῖρα* (*moir-a*), "fate" *μοῖραι* (*mor-ia*), the "destinies or destroying deities;" and *μοῖρος*, (*mor-os*) "death:" whence again, besides *mæ-r-or*, the Latin terms *mor-i*, *mor-s* of the same meaning; and in German *mahre*, "a goblin-tale or ghost-tale, a tale of fictions and phantoms," of apparitions or fancies, or any thing unembodied or visionary.

GEN. V. STERNALGIA. From *στέρον*, "sternum," and *αλγος*, "dolor." There are few diseases concerning which we are able to reason so little. Dr. Heberden has the credit of having first brought



1. **AMBULANTIUM.** Supervening suddenly during exercise ; with tendency to syncope ; relieved by rest.

Asthma arthriticum. *Schmidt.*

Diaphragmatic gout. *Butler.*

2. **CHRONICA.** The paroxysms less violent, but of longer continuance ; recurring frequently with great palpitation of the heart, excited by slight, and often unknown causes, and not relieved by rest.

Orthopnoea cardiaca. *Sauv.*

Syncope cardiaca anginosa. *Duncan.*

At times combined with acrotismus, or cessation of pulsation. See Mr. J. Hunter's case in Entasia acrotismus. Cl. IV. Ord. iii.

---

## GENUS VI.

### PLEURALGIA.

Pungent pain in the side ; difficulty of breathing ; without fever or inflammation.

Pleurodyne. *Sauv. Sag. Macbr.*

---

this affection into public notice before the London College of Physicians in 1768, though possibly he was not the first that observed it ; for the passage quoted by Dr. Letherland in the *Edinburgh Medical Commentaries*, Vol. iii. p. 180, from *Poterii Oph.* cent. 3. n. 22, and which is as follows, seems directly to allude to sternalgia ambulanti-um : "Respirandi difficultas quæ per intervalla deambulantibus incidit :—hi ut plurimum derepente moriuntur." It seems also to be referred to by Dr. Hoffman in his *Consultationes Medicæ*, and occasionally by Morgagni. By many writers it has been ascribed to some disease of the heart, as spasm, accumulation of fat, polypous concretions, ossification of the coronary arteries, or affection of the valves ; while some have referred it to a spasm of the diaphragm, and other muscles of respiration. Probably both may be regarded as causes in different instances ; for that the heart is not always affected is clear from the frequent regularity of the pulse through the entire paroxysm. From the cases that have occurred to the author, the respiratory organs seem to be the seat of spec. 1, and some affection of the heart, of spec. 2.

**GEN. VI. PLEURALGIA.** From *πλευρα*, "latus," "membrana costas succingens," and *αλγος*, "dolor." Dr. Cullen has regarded pleuralgia, or pleurodyne, as merely symptomatic of some other disease,



Antalgia dolorosa. H. Young.

Mum. Arab.

Seiten-stiche. G.

Stitch. Pain in the side.

1. ACUTA. Sudden and temporary; supervening on muscular exercise; relieved by pressure.

Pleurodyne à spasmate. Van. Swiet. Sauv. Macbr.

2. CHRÓNICA. Permanent: augmented by pressure; inability of lying on the side affected.

Pleurodyne parapleuritis. Veziani Sauv.

The first species found also frequently as a symptom in flatulence, hysteria, and hypocondriasis. The second in plethora, worms, syphilis, phthisis, rickets, catarrh, and rheumatism.

and for the most part of rheumatism; and consequently it has no place in his system of nosology: and the example he has set has been followed by most later writers of our own country. The species here offered, however, seem to have a fair claim to be regarded as strictly idiopathic. The second, indeed, is frequently a consequence or sequel of pleuritis, though not always so: yet even when it is, the disease is altogether distinct from pleuritis, and must no more be confounded with it than chronic with acute rheumatism; the former of which Dr. Cullen regards as a sequel of the latter, but still entitled to a separate notice and definition.

Van Swieten and Sauvages, in denominating pleuralgia acuta, pleurodyne à spasmate, make a difference between *spasma* and *spasmus*: "Spasma non est spasmus, sed distractio, divulsio, qualis accidere solet à vehementi musculi nisu, contractione, extensione, ut inter luctandum, onera gestanda, currendum." Vide Van Swiet. Com. in aph. 675. Sauv. i. 684.

Darwin ascribes the chronic species in many cases, and especially among young ladies of delicate habits, to the use of tight stays, which, by their pressure, weaken the action of the vessels composing some membranous part. I. i. 2. 14.—The common stitch in the side (acute or transient pleuralgia) is produced by too great and sudden distention of the same vessels from propulsion of blood in running or other violent exercise. It is hence relieved by a tight bandage, which equally supports the vessels, and diminishes the current of blood by its pressure; and subsides on rest, or even slackening the pace.



## CLASS III.

### HÆMATICÆ.

DISEASES OF THE SANGUINEOUS FUNCTION.

---

#### ORDER I.

### PYRECTICÆ.

FEVERS.

Heat and number of the pulse preternaturally augmented; usually preceded by rigor, and followed by perspiration; pains

---

CLASS III. HÆMATICÆ. Αἱματικά, "ad sanguinem pertinentia," from αἷμα "sanguis."

ORDER I. PYRECTICÆ. Πυρεκτικά, "febrilia," from πυρετός, "igneus æstus," "febris," as this is from πυρ, "ignis."

Pyrectica is here used in its fullest collective sense, and consequently as importing νοσήματα πυρεκτικά, or πυρετα, "febres," or "morbi febriles;" terms better understood perhaps by themselves than by any definition that has ever been offered. In reality no writer seems to have been fully satisfied with his own definition; and it is not extraordinary, therefore, that he should seldom have given satisfaction to others. The difficulty proceeds from the complexity of the symptoms that enter into the character of a fever, the contrariety of many of them to each other in different stages of it, and the occasional absence of some that in other instances appear to constitute its leading features.

That there is a change in the heat, or in the pulsation, or in both, from their natural state, appears to be assented to by every writer; but the extent and quality of this change has been a perpetual source of controversy. Galen modestly declines engaging in the latter question, so far as it relates to the heat of the body, and merely handles it in regard to the pulse. Fever therefore, according to him, is "a change of the natural heat (*innati caloris*;) or a



fixed or wandering ; lassitude ; debility of mind, and voluntary muscles.

declination to a preternatural state, with a *quicker* and *stronger* pulse." *Fin. Med.* p. 146. Vogel gives up the pulse, and fixes pathognomically upon the heat; defining fever to be a "preternatural *increase* of internal heat:" to which he adds, "dryness of the mouth and heaviness of the body." Bianchi is afraid of advancing as far as either of these. In opposition to Vogel he abandons the heat, and hesitates to determine concerning the altered state of the pulse, merely admitting that there is an alteration. Under Bianchi's hands therefore fever is "a *change* of the pulsation, with a painful, peculiar lassitude of the whole body, and a sudden debility of the voluntary muscles." *His. Hep.* p. 847.

Sennert distinguishes fever by *increased heat* alone ; Sylvius, C. Boerhaave, and Darwin, by *increased quickness of the pulse* alone ; H. Boerhaave by both these symptoms, preceded by horripilation or shivering (*Aph.* 563 :) while Cullen, in addition to the symptoms of shivering, increased heat, and quickness of the pulse, subjoins, "injury of various functions, especially diminution of the strength of the limbs." This, however, it should be farther observed, is Cullen's definition of pyrexia as a class, and in some sort an abstract term, under which he has made fevers a distinct order; for he afterwards defines fever as an actual disease, to consist in preceding languor, lassitude, and other signs of debility, with pyrexia, (or all the above symptoms ascribed to pyrexia,) without primary local disease. Sauvages, who furnished Cullen with most of his symptoms, adds what Cullen has omitted—"madore in declinatione," "sweat in the decline of the paroxysm." Fordyce, who has perhaps refined somewhat too much, has correctly suggested, that some notice should be taken of the state of the mental powers, these being always in some degree weakened or disordered: a suggestion on which Dr. Clutterbuck has founded his ingenious hypothesis of fever, which he regards as "consisting essentially in topical inflammation of the brain or its membranes," and consequently as being "neither more nor less than a *species* of phrenitis;" while Dr. Parr, bending also to the authority of Fordyce, has introduced into his definition, which is chiefly however drawn from Cullen, the symptom of "mind unsteady," to which he has added, "tendons of the wrist tense."

The fullest of these definitions is, after all, that of Cullen ; but it is somewhat wanting both in elegance and precision. Without farther inquiring into the propriety of using pyrexia in a sense different from most former, and many subsequent, writers, upon which the author has already observed in the introductory Dissertation, it must be clear that a term selected as the appellation of a class, ought to have no place in the definition of an order that constitutes one of its divisions ; for whatever is contained in the class is necessarily implied in every order that occurs under it. In arranging fevers



The two most striking characters of fever are heat and increased or violent action. In most languages the name for the

therefore as an order belonging to the class pyrexies, and then enumerating pyrexia as one of the leading features of fevers, Dr. Cullen evinces an inelegant and immethodical tautology. Yet the same tautology is continued through most of the other orders of the class, for one of the characters that enters into the definition of hæmorrhagia and profluvia, and even of the genera of several of the orders, as phlogosis, phrenitis, pneumonia, catarrhus, and various others, is still pyrexia, while the classific appellation of pyrexia is uniformly preserved and printed as the running-title to the whole.

Dr. Cullen has, moreover, been accused of imprecision, as well as of tautology, in introducing into his definition of pyrexies symptoms which do not always occur in the different genera he has arranged under this class, as shivering (*horror*.) and frequency of pulse. It was a frequent objection made during his life-time; and he replies to it as follows: "That pyrexies of this kind are sometimes, though very rarely, to be seen, I will not deny; but in laying down the characters of classes for the distinction of species, it does not seem necessary that all the marks of a class should be discernible in every one of the species; and it is sufficient that the greater number of them should be present in each."

This defence is hardly admissible; and its introduction into practice would be a source of the greatest looseness and confusion. The character of a class, or of an order, cannot be too simple, provided it be sufficiently discriminative; and if any of the genera or species intended to be arranged under it, do not develop such simple and discriminative mark, instead of forcing them into a situation to which they do not belong, another class should be made for their reception; or (which however is less advisable,) the objectionable clause in the general character should be qualified by *plerumque*, or some such term, to allow them an admission.

The chief objection to the simpler of these various definitions is its looseness; the term *change*, whether applied to the pulse or the heat, gives no idea of the nature of the change, and consequently no idea of the precise character of the disease. If with H. Boerhaave and Cullen we define the change in each from what occurs most prominently; if we provide for the occasional absence of the introductory rigor, or cold and shivering, by some qualifying adverb, as "usually," or "for the most part," and notice that debility of the mind on which Dr. Fordyce has so justly insisted, we shall perhaps make as near an approach to correctness as can be accomplished. It seems unnecessary to provide against the very few cases that are supposed to occur of no augmentation in the heart or pulse; for admitting their existence, they are confessedly anomalous, and have no need therefore to be guarded against under a general rule.



disease is derived from the former, as *pyretus* in Greek, *febris* in Latin, *calentura* in Spanish, *caldezza* in Italian, though both

The DIVISION of fevers has proved another source of difficulty among nosologists. The distinctions which seem to be most obvious for this purpose, and which have been chiefly attended to from the time of Galen to our own day, are the *duration* of the disease, and its tendency to *putridity*. Sauvages, Linnéus, and Sagar, have principally adhered to the former; Boerhaave, and most of the humoral pathologists of recent times, as also Macbride, to the latter. Other physicians have been more attentive to the range or locality of fevers, as being epidemic, endemic, or sporadic. This last was a favourite view of Hippocrates; and Sydenham, who has so closely followed him in other respects, has had his eye also constantly directed to this kind of division. Darwin has endeavoured to arrange fevers according to the nature of their influence on the sensitive or irritative fibres; he supposes them to be of five *kinds*; by kinds, however, meaning *species*, two of which are diseases of irritation, and three of sensation. Yet not quite satisfied with this arrangement, he immediately afterwards doubts whether the whole ought not to be placed under another class of his system, among the diseases of association. Of all arrangements therefore this is unquestionably the worst; it is built altogether upon hypothesis, and scatters a natural family of diseases over every part of the classification.

Dr. Cullen, whose constant and laudable object was simplicity, and who, whenever he has failed, has only failed from pressing this object too far, conceived that all fevers might be resolved into the two kinds of *inflammatory* and *nervous*, objecting, however, to the use of these terms as entirely theoretical. His division therefore is founded upon this view, and is indubitably possessed of great merit. “*Aliam divisionem,*” says he, “*a differentia symptomatum, et a naturâ morborum, quantum de eâ judicare liceat, desumptam, institui: secutus simul illam apud Britannos nunc maximè usitatam divisionem febrium continuarum in Inflammatorias, et Nervosas. Has, autem, appellationes, utpote quodammodo theoreticas, vitavi.*” It is necessary to observe, that the term *nervous* is here employed merely in its popular sense; a sense which seems to have been first made use of by Willis, *De Morb. Convuls.* cap. viii.; for the physiological principles of Cullen induced him to regard every fever as strictly a disease of the nervous system; and half tempted him to transfer the whole family to his class of neuroses, or nervous diseases.

After all, however, this aim at a simplicity unknown to former writers, has not answered: for Dr. Cullen, instead of confining himself to two genera, as he seems at first to have intended, has given us six, besides an appendix for *Hectica*; while he has still found it necessary to marshal these six under sections and subsections of in-



the Spanish and Italian writers frequently concur with the French, English, and Germans in employing a modification of

termission, remission, and continuity, together with a complex and intricate machinery of minuter partitions; by which means he has fallen into the very scheme of distinguishing the different kinds of fever by the obvious sign of the ordinary duration of the disease, which it was his expressed object to avoid; and at the same time has rendered the subject more complicated than perhaps any other nosologist, with the exception of Darwin. It is hence not to be wondered at that few later writers have followed Dr. Cullen in this part of his method; and that most of them have returned to the general character of duration.

Under all the forms of fever, indeed, even those that are most complicated, duration seems to constitute its chief feature. In its simplest shape, as that of an ephemera, or the first paroxysm of a quotidian, its pathognomic distinctions are few and striking, and here its duration may be calculated with tolerable accuracy. However violent, it is here a simple disease; consisting of a single fit of three distinct stages; shivering, heat, and perspiration, each most probably, as Dr. Cullen conceives, dependant on the other, and ceasing, when true to itself, after having followed up the movements of the animal frame through a single diurnal revolution. In the ephemera, however, the cold stage is often scarcely perceptible, and at times altogether imperceptible; and in the quotidian a predisposition or tendency to return is established from the first, producing a regular duration of intermission and of paroxysm. This predisposition or tendency differs in different cases, from habit, idiosyncrasy, or climate; and hence the durations are different, whether of paroxysm or of interval: and hence again the origin of the various types of tertians, quartans, quintans, sextans, &c. as well as of quotidians. While in other cases the tendency is duplicated or multiplied, and we behold two or more sets of quotidians, tertians, or quartans running on at the same time, producing paroxysms daily, or oftener than daily; each set or type being distinguished from the rest by the similarity of its own paroxysms, and its diversity from those that are intermediate.—Sometimes the intervals are perfectly free from fever, and in this case the disease is strictly intermittent; and sometimes the paroxysm is protracted, and does not perfectly cease before the arrival of the next in rotation. If in the last case, there be a decided and regular diminution, though without a total cessation of fever or pyrexia, the disease becomes a remittent; but if the remission be less obvious and regular, it forms what is called a continued fever; a tendency to remit, intermit, or cease at particular periods, or after particular durations, still running through its whole course, and constituting critical terms or days.

Admitting duration, then, to be the most convenient basis for the division of fever, we should unquestionably commence with the



the Latin term. In Anglo-saxon the name is derived from the

ephemera, or simple fever of Fordyce, a disease acknowledged by all writers, but unaccountably omitted by several, and huddled by others into the varieties or synonyms of some other genus. The author's late learned friend, Dr. Parr, in his valuable dictionary, has written a short but good article upon this disease, under its proper name: and with his accustomed acumen, has marked two species of it; but has strangely dropped it in his article on Nosology. It is continued by Dr. Crichton, but omitted by Dr. Young. Fordyce has set a valuable example upon this subject, as well in beginning with the ephemera, as in treating of it with great clearness and precision, though possibly with too much digression. In a few cases of ephemera, he has seen it happen, he tells us, that the disease has continued thirty-six hours; and in one case above forty hours from the attack to the termination of the crisis, or perspiring stage, but this very rarely. *On Fever*, Dis. iii. p. 59.

The ephemera, moreover, has hitherto been seldom properly defined or limited, even by those who have employed the division. Most of the writers have allowed it to embrace all fevers that cease within half a week; in consequence of which it is ranked by Sauvages under his ordinal division of *febres continuæ*, and made to include milk-fever, the *ephemera lactea* of Riverius, and various others with which it has as little connection; whilst Crichton has marshalled under its banners vaccine fever and nettle-rash. Avicenna appears to have had the justest notion of its proper nature and limit, and the first two species of the present system are chiefly drawn from his description and boundary. Dr. Fordyce has been equally alive to the proper range of a diary fever, and is equally worthy of attention. The third species, *ε sudatoria*, if retained at all, must fall necessarily into the place here assigned it. In natural history it is not usual to continue genera or species that have ceased to exist; but it is often difficult to determine what have ceased to exist: and we are not altogether free from this difficulty in the present case. The SWEATING-SICKNESS made its first appearance in London in 1485; where it took up its abode with various intermissions of activity for nearly forty years; it then visited the continent, overran Holland, Germany, Belgium, Flanders, France, Denmark and Norway, among which countries it continued its ravages from 1525 to 1530: it then returned to England, and was last discovered in 1551: possibly originating from inclement harvests and vitiated grain; but being more probably a peculiar contagion that has long since worn itself out, and become decomposed; though it may still be latent, and only waiting for its proper auxiliaries once more to show itself in the field.

The general arrangement of Linnæus, Sauvages, and Sagar, is into *continued*, *remittent*, and *intermittent* fevers, each of which constitutes a distinct order. More correctly they ought only to constitute



second of the above characters, and is *drif*, or emphatically *ge-drif*; though the former is mostly used in Bede's Bible. The

so many genera; and under this more simple form we find them in Galen, *de Diff. Febr.*, who gives them the names of intermittens, synocha, and synochus: and it is to this form the present system adheres, though the Galenic names are changed.

The subject of NAMES has, indeed, been another difficulty of no small magnitude among nosologists. The three genera of Galen having been transformed into so many orders by later writers, his names of synocha and synochus has been made to assume a new and more limited sense, by being confined to genera under such orders, but which, in Galen's own arrangement, had it been carried to so much minuteness, would have been, and ought only to be, species. Thus synocha among writers of modern times is generally employed to signify *inflammatory fever*, probably the *synochus non putridus* of Galen, and synochus, *putrid fever*, probably the *synochus cum putridine*; while the original and more extensive senses of synocha and synochus are expressed by *febres remittentes*, and *continentes*, or *febres exacerbantes*, and *continuae*, "remitting and continent," or "exacerbating and continual fevers."

The whole of this can be called little less than jargon. Synecha and Synechus were bad names from the first; they were bad in the Greek, as *συνεχης*, or *συνυχης* (for it is written both ways,) and *συνυχος*; but they are still worse in the Latin, being constantly liable to produce mistake from their close resemblance to each other; while, moreover, they are nothing more than the same words possessing the same radical meaning, with a slight variation of termination: and in their Latin form with a still slighter variation than in their Greek; for synocha only differs from synochus as being its proper feminine.

But if, on these accounts, they were bad terms as employed by Galen, they are altogether absurd and intolerable as employed among recent nosologists. Under the hands of Galen they had a radical and proper meaning, that of *continuity*, from *συνεχω*, to *continue*, synecha importing imperfect, and synochus perfect continuity: and even when first applied to signify inflammatory and putrid fever, they still kept some reference to the same idea; for the nature of their respective continuities enters into the definition of each of them as laid down by Linnéus and Sauvages: but this mark is totally lost sight of by Dr. Cullen, who hereby employs terms merely importing continuity as the names of diseases in which continuity does not form any part of the character which he applies to them. To add to the general confusion, while Sauvages, Linnéus, and Cullen, use *synocha* to signify *inflammatory fever*, and synochus *putrid fever*, Vogel uses *synochus* for putrid fever, and makes no mention of synocha. In like manner the terms intermittent and



radical idea of this term is force, impulsion, violent action : it is the root of the English *drive*, *drift*.

## GENUS I.

### E P H E M E R A.

Attack of fever sudden ; paroxysm single, and terminating in about twenty-four hours.

Febris continua simplex *Macbr.*

Febris ephemera. *Plouquet.* *Fordyce*, vol. ii. p. 22.

Eintagages fieber. *G.*

continent have been used by different writers in highly different senses : *intermittent* commonly as importing intervals of perfect *apyrexia*, as the Greeks, or *infebricitation*, as the Latins called it ; but by Dr. Cullen as importing intervals of *mere remission*, as well as of perfect *apyrexia* or *intermission*, while the term *continent* is employed sometimes in the general sense of *continued* fever, or fever admitting of occasional remissions in the midst of a continued course, which was its more common signification ; sometimes in the limited sense of *continual* fever, or fever running its course without the slightest remission or relaxation from the beginning to the end, a meaning given to it by Stahl and Sennert ; and sometimes, as by Morton, in his *Pyretologia*, in the sense of *remitting*, being precisely synonymous with this last term as used by Huxham and Pringle.

Some common understanding therefore, and consequently some change, is become absolutely necessary : and it seems impossible not to approve the banishment of *synocha* and *synochus*, as has been done by Dr. Fordyce and various other pathologists, as well as by Sagar, Macbride, Parr, and Young ; and the limitation of *intermittent* to its strict sense, as in the hands of Macbride, Parr, and Crichton. The present system follows this example, *ánetus*, *epánetus*, and *enécia*, being used synonymously with the *febris intermittens*, *synocha* and *synochus* of Galen, or the *febres intermittentes*, *remittentes*, and *continuae* of modern writers. Dr. Young has anticipated the author in employing *anetus*, but in a different sense ; for he uses it, though as a single genus, to embrace equally intermittent and remittent fevers ; and hence synonymously with the whole section of *intermittentes*, as employed by Dr. Cullen.

GEN. I. EPHEMERA. Εφημερα, "diaria," from επι, or ἐπ', "apud," and ἡμερα, "dies." We have no classical authority, however, for using it as a substantive, though we are justified by analogy. Galen writes usually εφημερος πυρετος, "diaria febris."



Courbature. *F.*

Simple Fever. *Fordyce*, passim.

Diary Fever.

1. MÍTIS. Without preceding rigor ; heat and number of the pulse increased slightly ; lassitude and debility inconsiderable ; pains obtuse, chiefly about the head ; perspiration and breathing pleasant.

Ephemera. *Lommii. Sauv. Cricht.*

Usually produced by excess of corporeal exertion, study, or violent passion: by suppressed perspiration; sudden heat or cold.

2. ACUTA. Severe rigor ; great heat ; pulse at first small and contracted, afterwards quick and strong ; perspiration copious ; great languor.

Ephemera. *Par.* It occurs in his alphabetical article, but is not noticed, as it ought to have been, in his article "Nosology."

Ephemera plethorica. *Sauv.*

Ephemera nauseativa. *Avicenn. Sauv.*

Diaria inflativa. *Auct. Var.*

Synochus Ephemera. *Vog.*

Frequently produced by a surfeit of eating or drinking ; or some temporary organic obstruction : more commonly by unknown causes.

3. SUDATÓRIA. Tense pains in the neck and extremities ; palpitation ; dyspnœa ; pulse rapid and irregular ; heat intense ; intolerable thirst ; drowsiness or delirium ; excessive sweat.

Ephemera sudatoria. *Sauv.*

Ephemera maligna. *Junck.*

Ephemera anglica pestilens. *R. Fort.*

Hydronosus. *Forest.*

Sudor Anglicus. *Sennert.*

2. *Ephemera sudatoria.* Supposed by Willan to have been the result of some depravity in the wheat made use of in our own country at the period of the disease, which was the beginning of the sixteenth century. In proof of which he observes from other sources, that the contemporary inhabitants of Scotland and Wales, who fed on oaten or barley instead of wheaten bread, were not affected. A similar disease appears to have existed soon afterwards (1525) in Denmark, Norway, Holland, Flanders, and various parts of Germany. *Forest*, de Febr. p. 157. *Senner*, iv. and xvi.

See *Lord Bacon's* description of the sweating sickness, *Hist. Hen. VII.* p. 5. *Wedel De Sudore anglico*, Jen. 1697. *Haller Bibl. Med.*



Schweyssucht. *G.*

Suette. *F.*

Sweating-sickness.

---

## GENUS II.

### ANETUS.

Paroxysm intermitting, and returning during the course of the disease : the intermission generally perfect and regular.

Febris intermittens. *Gal.*

Febres intermittentes. *Sauv. Linn. Vog.*

Intermittens. *Parr.*

Abwechselnd-fieber. *G.*

Fièvre intermittente. *F.*

Ague.—Intermittent.

1. QUOTIDIANUS. Intermission about twenty-four hours : parox-

---

Pract. i. *Bayer*, Rathsclag der jezt regierendon Pentilens, so mar den Englischen Schweissnennt. See also the note on PYRECTICA.

GEN. II. ANETUS. 'Ανετος, from ἀνιημι, "intermitto," "solvo," "intermissio vel solutio omnis imperii," as ἀνετος ἐξουσία των στρατιωτων. *Herodian*. In like manner Epanetus (ἐπανετος,) from ἐπανιημι, "remitto."

Dr. Cullen, as already observed, unites intermittents and remittents into one section of fevers, merely distinguishing them as intermittents with an interposed apyrexia, and intermittents with remission alone ; and he makes it a part of their pathognomic character that they are derived from marsh miasm, *miasmate paludum ortæ* ; whence Dr. Young gives to these two sorts of diseases the name of *paludal fevers*.

The present system is intended, not to support hypotheses of any kind, however plausible, but to rest, as far as may be, on physiological facts. Marsh-miasm is unquestionably the grand source of both intermitting and remitting fevers ; but it is at present too much to say that it is the only source. Even in tertians Dr. Cullen himself is obliged to admit of instances in which other agents are necessary ; but then, says he, they are only *co-agents*, and would not operate alone : "has potestates excitantes pro parte principii hic admittimus, licet neutiquam morbum excitassent, si miasma paludum non antea applicatum fuisset." But this is the very point of controversy.



ysm commencing in the morning; usual duration under eighteen hours.

Cathemerus (*καθημερος*.) *Auct. Græc.*

Quotidianus. *Auct. Lat. et Recentior.*

Tägig-fieber. *G.*

Fièvre quotidienne. *F.*

Quotidian ague.

α *Partialis.* The disease confined to a particular part or organ, usually accompanied with distressing pain.

Sometimes limited to one side. *Sauv. sp. 10. Cnoffellia Collect. Acad. iii. 166. Ed. Med. Ess. i. art. 31. ii. art. 19.*

Sometimes limited to one or both eyes, as in the ophthalmia febricosa. *Sauv. sp. 23. Quotid. ophthalm. Mort. Pyret. exerc. i. hist. 27. Van Swiet. in Boerh. p. 534.*

Sometimes, and still more generally, confined to the whole or half the head, embracing many cases of cephalæa. See Cl. IV Ord. iv Gen. v Cephalalgica intermittens. *Sauv. sp. 7. Cephalæa febricosa, sp. 23.*

ζ *Comitatus.* Catenated with, or giving rise to foreign symptoms or other diseases. Constituting the family collected by Torti under the name of *febres intermittentes comitatæ*: to which belong the following:

Ischiadic quotidian, or intermittent ischias, *Sauv. Quot. sp. i. Isch. sp. 5. Ed. Ess. v. art. 49.*

Nephralgic quotidian, or febricose nephralgia. *Sauv. Quot. sp. 7. Nephr. sp. 13. Mort. Pyr. ix. hist. 28.*

---

If intermittent ought to be separated from continued fevers, so ought remittent to be separated from intermittent. To say that intermittents often run into remittents is to say nothing, for remittents as often run into continued fevers: and it is now an established doctrine, that there is no continued fever whatever without occasional remissions. In effect, all fevers have a tendency to run into each other, and many causes are perhaps common to the whole. The difficulty is in drawing the line: yet a like difficulty is perpetually occurring to the physiologist in every part of nature; and equally calls for discrimination in zoology, botany, and mineralogy: and Dr. Parr has correctly observed, that "if a specific distinction can be established in any branch of natural history, it must be so in the separation of remittents from intermittents." Vogel unites remittent with continued fevers, to which Cullen objects, and unites them with intermittents. Sauvages, Linnæus, Sagar, and most modern writers, more correctly distinguish each from the other.



Epileptic quotidian. *Sauv. Quot. sp. 4. Ed. Ess. ut supr.*

γ Protractus. Leaving the intermission inordinately short, or imperfect.

Amphemerina. *Sauv.* Embracing many of his species.

δ Anticipans. The paroxysm anticipating its antecedent period usually by about two hours: and continuing the same anticipation at every recurrence; so that the accession may hereby be thrown into any hour of the day or night.

*Anticipating quotidian. Fordyce.*

ε Cunctans. The paroxysm delaying its antecedent period, usually by about two hours; and continuing the same delay at every recurrence as above.

*Retarding quotidian. Fordyce.*

The quotidian is also occasionally found, as a symptom in hysteria, catarrh, gout, peripneumony, ischury, quinsy, and various other diseases.

2. TERTIANUS. Intermission about forty-eight hours: paroxysm commencing at noon; usual duration under twelve hours.

Tritæus. *Auct. Græc.*

Tertianus. *Auct. Recentior.*

Hemmai mushelleshe. *Arab.*

Drey-tägig-fieber. *G.*

Fièvre tierce. *F.*

*Tertian ague.*

α Comitatus. Concatenated with, or giving rise to, foreign symptoms or other diseases. The chief of which are the

Choleric, or dysenteric tertian. *Tort. Therap. Spec.*

*Laut. Hist. Med. cas. 6, 16, 17, 20. Mort. App. ii.*

Atrabiliary tertian. *Tort. ibid. Sauv. Tritæoph. sp. 4, 5.*

Syncopal tertian. *Tort. Laut. Sauv. Tritæoph. sp. 1.*

Lethargic tertian. *Tort. Tritæoph. carotic. Laut. Sauv.*

4. η *A. Erraticus Vagus.* It is probable that various forms of hemicrania belong to this variety: those more especially which originate in low, damp, or marshy districts, which return more or less regularly, and are relieved by the bark alone, or in conjunction with warmer tonics. Several of Sauvages' species of hemicrania may be properly referred to this place; and especially those which by some writers have been denominated *intermittentes larvatae*, or disguised intermittents.



Tertianus apoplecticus. *Mort. T. soporos. Werlhof. de Febr. 6.*

6 Protractus. Leaving the intermission inordinately short or imperfect.

Tritæus. *Linn.*

Tertiana (febris) subcontinua. *Sauv.*

Tritæophya. *Sauv. Sag.* in several of the species.

Tertianus remittens. *Auct.*

The species is found also, occasionally, as a symptom in syphilis, sea-scurvy, worms, and scabid eruptions.

3. QUARTANUS. Intermission about seventy-two hours; paroxysm commencing in the afternoon; and usual duration under nine hours.

Tetartæus. *Auct. Græc.*

Quartanus. *Auct. Recentior.*

Hemmai murbau, whence the patient is denominated mur-bua.

Vier-tägig-fieber. *G.*

Quartaine. Fièvre quarte. *F.*

Quartan ague.

α Comitatus. Catenated with, or giving rise to, foreign symptoms or other diseases: of which the chief are the following:

Comatose quartan. *Sauv. Werlhof. Parr.*

Cataleptic quartan. *Sauv. Bonet. Polyalth. I. 805.*

Neophralgic quartan. *Sauv. Lemer. Journ. des Savans.*

5. α. *Anetus complicatus.* Intermittents (chiefly tertians) have often proved the best remedy for chronical diseases; mostly in their simpler forms. Menorrhagia has been cured by a tertian. *Ephem. Nat. Cur. Dec. II. ann. vii. obs. 213.* See, for other examples, *Cardan. Contrad. Med. i. 1. Tr. v. n. 15.*—Tertian itself carried off by catamenia. *Eph. Nat. Cur. Dec. I. ann. vii. obs. 213.*—Another instance in *Madai, von Wechselfieborn. § 203.* “It has been often observed,” says Fordyce, “that regular tertians clear the constitution of all other diseases, and certainly on a good foundation.” He instances particularly the cases of chronic rheumatism; habitual indigestion; cutaneous eruptions; protracted inflammations; epilepsy; and hysteria. “In many of these cases such diseases are alleviated, though not entirely carried off.” *On Fever, Diss. ii. p. 16*—Sometimes produced by worms, and only relieved by vermifuges. *Hunter on Blood, p. 311.*—Sometimes by diseases of the liver, spleen, or mesenteric glands. *Id.*



Idiotic quartan. *Sydenh. de Morb. Acut. V. Sauv.*

♂ Protractus. Leaving the intermission inordinately short, or imperfect.

Tetartophya (febris.) *Sauv. Linn. Sag.* in several of the species.

Quartanus remittens. *Auct.*

γ Anticipans. The paroxysm anticipating its antecedent period, usually by about two hours ; and continuing the same anticipation at every recurrence ; so that the accession may hereby be thrown into any hour of the day or night.

*Anticipating quartan. Fordyce.*

δ Cunctans. The paroxysm delaying its antecedent period, usually by about two hours ; and continuing the same delay at every recurrence as above.

*Retarding quartan. Fordyce.*

The species is found also, occasionally, as a symptom in diseases of the spleen, liver, and other abdominal organs.

4. ERRATICUS. Intermission and paroxysm less regular ; the former more than seventy-two hours.

Febris erratica. *Sauv. Sag.*

Febris errana. *Linn.*

The varieties, as given under the form of species by Sauvages and Vogel, are the following :

α Quintanus. *Tulp. Avicen. can. iv. 1.*

♂ Sextānus. *Vog.*

2. *Epanetus malignus*. For the origin of epanetus, see the note on *anetus*. "Malignus discitur morbus qui 1<sup>mo</sup> invadit cum spontanea virium prostratione : 2<sup>o</sup> cujus symptoma non respondent stadiis morbi : 3<sup>o</sup> nec respondent signis externis, ut calori, urinæ, pulsui." *Sauv. i. p. 309.*

The chief signs of putrescency are the following: the pulse quick and tremulous ; heat of the skin sharp and pungent, giving to the finger a peculiar feel for some minutes afterwards ; parched or wet with sordid fetid sweat ; smell offensive at a distance ; breath hot and fetid ; mouth aphthous ; tongue, clammy, furred, livid, greenish-black ; urine brown or blackish, and offensive ; stools blackish, colliquative, very offensive, parted with profusely and insensibly ; mind wandering ; twitching of the tendons ; swelling and tension of the belly ; petecchial spots, vibices, hæmorrhages.

3. *Epanetus Hectica*. Ἑκτική, from ἕξις, "habitus." Nothing can more fully prove the complexity and irregularity of this fever than the different characters given of it, and the different places allotted



- γ Septānus. *Etmulleri*.—Hebdom. *Schenckii*.  
 δ Octānus. *Amati Lusitani*.—Octoman. *Valesii*.  
 ε Nonānus. *Zacuti Lusit.*  
 ζ Decimānus. *Zacut.*  
 Dichomene. *Sauv.*—Ephem. dichomene. *Deidier.*  
 Observ.  
 η Vāgus. Equally irregular in the violence of the paroxysm, the duration of its stages, and the period of its return.

Quartana vaga. *Etmull.*

5. COMPLICATUS. Paroxysms intricate, multiply, or both.

- α Tertianus duplex. Double tertian; the paroxysms of the one tertian occurring in the intermissions of the other; and the two sets evincing a difference of duration or of violence.

The last sign determines their real nature; and in conjunction with their comparative brevity and time of attack, (which, like that of the genuine tertian, is at noon,) distinguishes them from the quotidian intermittent; for it is obvious, that from this interference of the two sets with each other, the double tertian, like the quotidian, must have one paroxysm every day.

Duplex tertiana. *Sauv.*

Duplicana. *Linn.*

- β Tertianus triplex. Triple tertian. Double tertian taking place as above, but one of the sets having regularly two paroxysms on the day of its return; the other, one paroxysm alone.

Tertiana triplex. *Sauv.*

---

to it, by different authors. Sauvages and Sagar introduce it into the list of continued fevers. Linnéus, Crichton, and Parr, into that of remittent or exacerbating fevers; Boerhaave regards it as of a mixt nature, a continued intermittent: "Febris hectica," says he, "est referenda ad febres continuatas intermittentes." *Prax. Med.* iii. 337, 8vo. Vogel and Cullen degrade it into a mere symptomatic affection. Under this last character it is perhaps most frequently to be found; but it is now generally admitted to occur at times idiopathically, or as an original disease of the constitution. There are, perhaps, few physicians of long or extensive practice who have not met with it under this character: and those to whom it has never thus occurred, may consult Mr. J. Hunter's treatise on the Blood, p. 496. 4to: as also Dr. Heberden's very accurate description and history; who seems, indeed, to place it in the rank of *intermit-*



Semitertianus primi ordinis. *Gal.*

- γ Tertianus impar. Double tertian : the one set evincing a more perfect, the other a less perfect, intermission.

Hemitritæus. *Cels.* iii. 5.

Amphimerinus hemitritæus. *Sauv.*

- δ Tertianus duplicatus. Single tertian, with two paroxysms on the regular day of attack.

Tertiana duplicata. *Sauv.*

- η Quartanus duplex. Double quartan : the paroxysms of the one set occurring in the intermissions of the other ; with an intermission of the third day alone.

Quartana duplex. *Sauv.*

- ζ Quartanus triplex. Single quartan, with regularly returning paroxysms ; each of the intervening days being marked with a slighter or separate attack.

Quartana triplex. *Vog.*

- η Quartanus duplicatus. Single quartan, with two paroxysms on the regular day of attack.

Quartana duplicata. *Sauv.*

- θ Quartanus triplicatus. Single quartan, with three paroxysms on the regular day of attack.

Quartana triplicata. *Sauv.*

---

## GENUS III.

### EPANETUS.

Strikingly exacerbating, and remitting ; but without intermission : one paroxysm every twenty-four hours.

Febris remittens. *Auct.*

---

*tents*, but only as he employs this term generally, so as, like Dr. Cullen, to include a remittent action. Cullen gives us, as a pathognomic symptom, "*Urinâ sedimentum furfuraceo—lateritium dependente :*" while Hunter tells us that "the urine is pale." Dr. Herberden appears to have attended to this circumstance very closely ; and thinks that the same irregularity which accompanies most other symptoms of the disease attends this also : that the urine is equally clear or turbid in the paroxysms and the intervals ; sometimes clear in the first, and turbid in the second ; and sometimes turbid in the first, and clear in the second. Dr. Duncan, from a long and assiduous attention, has determined the character given in the text.



1. **MÍTIS.** Pulse regular, though frequent; debility slight; remission distinguished by sweating or a cloud in the urine.

*Remittens mitis.* Parr.

2. **MALÍGNUS.** Pulse small, hurried, irregular; debility extreme; often with signs of putrescency.

*Remittens maligna.* Parr.

- α **Autumnalis.** Often with a strong tendency to assume the tertian or double tertian type.

*Autumnal Remittent.*

- ς **Flávus.** With yellowness of the skin.

*Remittens icterodes.* Parr.

*Tritæophya Americana.* Sauv.

*Typhus icterodes.* Sauv. Cull.

*American Yellow Fever.*

Said to be successfully treated by the root of the ophiorrhiza Mungos, Linn.—See *Amœnit. Acad.* vol. ii. art. 21. on *Lignum Colubrinum.* J. A. Darelius.

- γ **Ardens.** Burning remittent.

*Febris ardens.* Boerhaave.

*Febris ardens periodica.* Riv.

*Causus* (Καυσος.) Hippocr.

*Tritæophya causus.* Sauv.

- δ **Asthénicus.** Highly debilitating remittent of the south of Spain, Gombron, Breslaw, &c.

3. **HECTICA.** Pulse weak; stages of chilliness, heat and sweat variously intermixed, and sometimes single; the cold stage exhausting; exacerbation chiefly in the evening: urine with a natant, furfuraceous separation.

*Hectica.* Gal. Sydenh. Boerh. Sauv. Cull.

*Febris lenta.* Junk. Hoffm.

*Amphemerina hectica.* Cricht.

*Dik.* Arab.

*Schwindsucht.* G.

*Hectique.* F.

*Hectic fever.*

---

In Vol. VIII. of the *Amœnitates Academicæ*, art. 171, there is a good paper on the virtues of a species of St. John's-wort *hypericum perforatum*, as an active antihectic. The article is by C. B. Hellenius; and the plant is said to have been successfully employed by Linnæus, under the following form: *R Sumit Hyperici Manip. 1—eoque in vini Hispan. lb. iv. ad tertiæ partis reman. cola.*



Found also, occasionally, as a symptom in tabes, phthisis, chlorosis, lues, and scirrhus diseases of various organs.

## GENUS IV.

### ENECIA.

One series of increase and decrease ; with a tendency to exacerbation and remission, for the most part appearing twice every twenty-four hours.

Febris continua. *Boerh. et Auct. Recentior.*

Febris continens. *Stahl. Juncker.*

Hemmai daim. *Arab.*

1. CAUMA. Heat greatly increased ; pulse quick, hard, and strong ; urine red ; disturbance of the mind slight.

Synocha. *Sauv. Linn. Junck. Cull.*

Febris continua sanguinea. *Hoffm.*

Febris continua non putris. *Boerhaave.*

Synochus. *Vog.*

Synochus imputris. *Gal.*

Febris actua. *Plouquet.*

Febris continens. *Stahl. Plouquet.*

Continens non putrida. *Lomm.*

Febris inflammatoria. *Auct. Var.*

Hemmai mehrike. *Arab.*

General inflammation. *Fordyce.*

*Inflammatory fever.*

The dose two ounces, or a half-quarter of a pint, morning and afternoon. The Swedish direction is *Nwaraf ett halft quarter intages morgon och afton.*

The hypericum perforatum is a native of our own country as well as of Sweden.

GEN. IV. ENECIA : from *ηνεκης*, "perpetuus," "continuus:" hence *Arist. Rhet. l. 1*, *ηνεκεως*, "continuâ serie." Cauma (*καυμα*, from *καίω*, "uro"), is here preferred to synocha, for reasons already stated, and especially as forming a better distinction from synochus. The genus embraces the order "febres continuæ" of Sauvages, with the exception of ephemera and hectica ; and runs exactly parallel with the genus "continua" of Parr. Sauvages characterizes the three species of cauma (synocha,) typhus, and synochus, by a supposed



- α **Plethóricum.** Produced by the stimulus of violent passions, undue muscular exercise, or heating foods upon a plethoric habit ; as also by a suppression of accustomed discharges, as those of menstruation, habitual venesection, or perspiration.

*Synocha plethorica. Sauv. Cull.*

- ς **Biliósum.** Produced by the stimulus of an undue secretion or absorption of bile into the sanguineous system.

*Synocha biliosa. Cricht.*

*Synocha ardens. Sauv.*

- γ **Pleuríticum.** Accompanied with a violent stitch or pain in the pleura.

*Synocha pleuritica. Sauv. Cull.*

- δ **Cephalálgicum.** Accompanied with great pain in the head ; and produced by a lodgment of worms or the larves of insects (perhaps the *œstrus ovis*) in the frontal sinus. See a curious case in Sauvages, i. 300.

*Synocha cephalalgica. Sauv.*

Found also, occasionally, as a symptom in *empresma* (organic inflammation,) catarrh, severe local pain, labour, and sea-scurvy.

2. **TYPHUS.** Pulse small, weak, and unequal ; usually frequent ; heat and urine nearly natural ; great prostration of strength, and disturbance of the mental powers.

*Typhus. Hippocr. et Auct. Recent.*

*Typhodes. Prosp. Alpin.*

---

difference of specific, or, as he would call it, generic, duration : the cauma terminating in a week at the farthest ; the typhus in two, though sometimes protracted to three, weeks ; and the synochus, reaching beyond the second, and often beyond the third, week. In our own country the most frequent form of the continued fever is the synochus or mixt species. Dr. Cullen, in his *Nosology*, doubts whether this should be regarded as a distinct *genus* from typhus ; and observes, that it is difficult to assign the synonyms of authors if we make it distinct. “Inter typhum et synochum limites accuratos ponere non possum ; et an reverâ pro diversis *generibus* habenda, vel positis diversis, utri eorum synonyma auctorum referenda, sint, dubito.” And in his *First Lines*, “I am disposed,” says he, “to believe that the synochus arises from the same causes as the typhus, and is therefore only a *variety* of it.” Part I. l. i. § 69. Yet out of compliment to earlier writers he has continued it as a distinct genus. Its proper place appears to be that in which it now stands, under the same *genus* as typhus, but constituting a distinct *species*.



- α Μίτιορ. With slight shiverings; heavy vertiginous headache; oppression at the præcordia; nausea; sighing; despondency; coma or quiet delirium; urine whey-like.

Typhus mitior. *Cull. Parr.*

Typhus simplex. *Cricht.*

Typhus nervosus, sp. 2 — Comatosus, sp. 3. *Sauv.*

Febris lenta nervosa. *Huxh. on Fev. ch. viii.*

Febris putrida nervosa. *Wintringh.*

Febris hectica maligna nervosa. *Willis.*

Fièvre nerveuse. *F.*

*Nervous Fever.*

- ς Γράβιορ. With rigor and heat alternating with little or no perspiration; pulse tense and hard, usually quick, but fluttering; pain over the forehead and crown: urine alternating from limpid to turbid; delirium succeeded by stupor: signs of putrescency.

Typhus carcerum. *Sauv. sp. 1.* — Castrensis, sp. 5.

Febris pestilens Ægyptiorum. *Alpin.*

Febris pestilens maligna. *Sennert. Willis, 1643.*

Febris nautica pestilentialis. *Huxh.*

Febris carcerum et noscomiorum. *Pringle.*

Febris putrida. *Macbr.*

Maladie des Prisons—d'Hôpital—de Geole. *F.*

*Putrid fever; Jail, Camp, Hospital fever.*

3. SYNOCHUS. Compounded of cauma and typhus: in its commencement resembling the former; in its progress the latter.

Synochus. *Gal. Sauv.*

Lenta. *Linn.*

It is, however, often difficult to arrange several of the species of what are usually called remittent and continued fevers; for the exacerbations and remissions are sometimes of so dubious and obscure a character, that we can scarcely determine concerning their existence: and hence the yellow fever of America and the West Indies is regarded as of the continued kind by Sauvages and Cullen under the name of typhus icterodes; but as of the remittent kind by the greater number of more recent writers; in consequence of which it occurs in the present classification under the name of Epanetus malignus 6, or flavus. Enecia Synochus 6, or flavus, has, however, a very near resemblance to it; and perhaps while the yellow fever of the West Indies is referred to the first, that of North America ought rather to be referred to the second. Sauvages, indeed, has given us a most dangerous American fever of the remittent kind



Continens putrida. *Lomm.*

Febris continua putrida. *Boerh. Wintringh.*

- α Sudatorius. Carried off by a critical sweat in an early stage of the disease; an effect often produced by venesection.

Synochus sudatoria. *Sauv.*

- 6 Flavus. With yellowness of the skin, attended with a sense of burning heat. Nearly allied to Epanetus flavus, and E. ardens.

Synochus ardens. *Sauv.*

- γ Puerperarum. Occurring on the third day after child-birth; rigor severe; tension and great tenderness of the abdomen.

Febris puerperalis. *Auct.*

*Child-bed fever.—Puerperal fever.*

- δ Soporosus. Accompanied with great drowsiness, stupor, or heavy sleep almost from the beginning.

Synochus soporosa. *Sauv.*

Febris continua, ann. 1673. *Sydenh.*

Found also, occasionally, as a symptom in dysentery, pleurisy, rheumatism, catarrh, and most of the exanthematous order.

with a tertian type, which he denominates *Tritæophya Americana*, and which is usually supposed to be a variety of the epanetus malignus; yet he takes little notice of the bilious colour of the skin, though he admits there is an undue secretion of bile, and mentions "vomitus biliosus" as one of the symptoms.

1. *Enecia, Cauma.* On the various modifications of the pulse in fever, and especially in the species before us, the student should by all means carefully peruse Dr *Fordyce's* Dissertations on the subject, and particularly the first part of his third, and the whole of his fourth; in both of which he lays down some very obvious distinctions between the strength of the pulse, its hardness, softness, obstruction, and freedom. With him the grand pathognomic symptom of cauma is hardness of the pulse. This accompanies it from first to last, in its simplest, and in its severest state. When the disease is mild, it is hard alone; when more violent, it is at the same time full, strong, and frequent. The obstructed pulse is often confounded with the hard, and it is not easy to distinguish them without considerable practice. There is a rigidity of resistance to the finger in each, but of a different kind. In the hard pulse it is much firmer and tenser; and is supposed by Fordyce to result from such an increase of arterial contraction as to overbalance its correspondent dilation. It indicates, in his opinion, a very high degree of living power, and is peculiarly characterized by a tardy coagulation of the blood when



## ORDER II.

## PHLOGOTICA.

## INFLAMMATIONS.

Fixed heat and pain, or soreness; increased secretion, lesion of a particular part or organ; mostly accompanied with fever.

drawn freely into an hemispheric bason, in consequence of which the red particles have time to subside, and leave the surface colourless, or with a buffy appearance. In the obstructed pulse, on the contrary, the blood coagulates at once; and the red particles not having time to separate, the surface is of the same hue as the cake below. It has appeared to the present writer, that while the hard pulse is produced by an increased action of the muscular tunic of the arterial system, the obstructed results rather from decreased action or elasticity of the cartilaginous tunic, over which the living power exercises as considerable a control as over the former, as might be proved by innumerable illustrations if we had time.

The German physicians describe other modifications of the pulse, as the *pulsus celer* as opposed to the *pulsus frequens*, and the *pulsus rarus* as opposed to the *pulsus tardus*. But as they have not been able very exactly to agree upon these divisions, and especially the rival professors at Halle, Stahl and Hoffman, it is not necessary to dwell upon them in the present note.

2. *α. E. Typhus, Mitior.* See Dr. Bierchen's account of the Upsala typhus, in his paper *Morbi Expeditionis Classicæ. Amœnit. Academ.* Vol. v. art. 76; an article well worth consulting.

3. *γ. E. Synochus Puerperarum.* This is regarded by many practitioners as a mere variety of peritonitis; and has hence been attacked by a powerful evacuant and antiphlogistic plan; especially that of bleedings and purgatives. For the last, Dr. Armstrong has employed calomel to the extent of twenty or thirty grains at a dose, assisted with sulphate of magnesia; and on the accession of the disease, as he tells us, with success. "*Facts and Observ.*" &c. 1814.—By other writers, this fever being held of a typhous rather than of an inflammatory character, has been subjected to a directly opposite treatment; and by Dr. Young of Edinburgh, has been affirmed to be contagious.

These opinions are easily reconciled, by recollecting that the disease is of a mixed character, a variety of a genuine synochus; and that its course and symptoms, in different individuals, must vary according to the idiosyncrasy or peculiarity of the constitution, and



## GENUS I.

## APOSTEMA.

Large, suppurative inflammation in a deep-seated organ; pus copious and confined.

Apostema. *Hippocr. et auct. Græc.*

often, according to the state or temperament of the atmosphere, as loaded with moisture, marsh-miasm, or other contagious pabulum. These remarks are sufficient to discriminate it from peritonitis, and to show that the present is its proper place. It may possibly be produced by other causes than child-birth, and seems occasionally to have been found in males as well as in females: but the former is the usual cause. "After labour," observes Mr. Cruickshank, "the cavity of the abdomen is in part debilitated, from the great change it has undergone in passing from a state of great tension to a state of great flaccidity; and if the woman catches cold, or receives infection, the mischief falls on the abdomen, as the weaker part; just as a person liable to rheumatism, or gout, or catarrh, or diarrhœa, on catching cold, is seized with these different complaints." *Anat. of Absorb. Vess.* p. 119.

ORDER II. PHLOGOTICA. From *φλεγω*, "incendo, angō." Linnéus for this order employs *phlogistici* from the same root; but as the chemists have long since laid hold of *phlogiston*, and the term, though lately disused, has a chance of being restored, the author has preferred the derivative now offered. Cullen has *phlegmasiæ* after Galen and Sauvages: but as *phlegmatia*, and *phlegmatic*, from the same source, import in common medical language very different, and almost opposite ideas, this term is also purposely relinquished to prevent confusion.

Sauvages divides inflammations or phlogotic diseases, with him *plegmasiæ*, into exanthematous, membranous, and parenchymatous: Linnéus into membranous, visceral, and muscular; referring the exanthematous diseases to another class. Cullen has disapproved of both these modes of division, as conceiving it difficult to ascertain the seat of the affection.

The whole of the observations of Mr. John Hunter upon this subject are worthy of being deeply studied; and will not a little elucidate the nature of the arrangement introduced into the present method. It may be sufficient to observe, that in treating on inflammation, he divides the body into two parts: 1, the circumscribed cavities, organs, and cellular membrane which connects them; and 2, the outlets of the body, commonly called mucous membranes, as the ducts of the glands, alimentary canal, &c. p. 240, 241, 254. He



Apostema. *Sauv.*  
 Abscessus. *Cels. et auct. Lat.*  
 Dublet. *Arab.*  
 Eiter-geschwulst. *G.*  
 Aposteme.

distributes inflammatory affections into three kinds, adhesive, suppurative, and ulcerative. Adhesive inflammation belongs chiefly to the former of the above two parts of the body, *where they are deeply seated*; and appears intended to take place in order to prevent suppuration. It applies therefore peculiarly to the genus *empresma*, in the present order, except in gastritis, enteritis, and cystitis; in all which, however, we frequently meet with striking examples of the adhesive inflammation, or true *empresma*; insomuch that the affected organ becomes at times so closely united with some adjoining membrane or other organ, as to obtain a kind of artificial wall or paries, and prevent the escape of its contents into another cavity, when ulcerated through the whole thickness of its substance. See the note on *empresma*, species 10. *α*. Suppurative inflammation belongs chiefly to the same division of parts, *placed near the surface*, *Hunter*, p. 252, and consequently applies peculiarly to the two genera of phlegmone and phyma. The ulcerative belongs chiefly to the second order of parts, p. 254, 255, as the mucous membranes and outlets; and hence principally applies to the genus erythema, as it must also be allowed to do to that of phlysis. Deep-seated suppurative inflammations and abscesses cannot well be placed in either of these genera; and have a claim to be considered by themselves; they are hence included in the genus apostema, with which the order opens.

Dr. Young, if the author understands him rightly, unites the phlegmone and *empresma* into one and the same *species* of inflammation, inflammatio phlegmonica, of which he makes them only different varieties. Phlegmone was, indeed, used with this latitude among the Greeks, for it imported inflammation generally; but it has long been limited to suppurative, and by most writers to subcutaneous as well as suppurative inflammations, or those immediately under the skin, and those too in which the suppuration is perfect, and occupies the whole cavity. It is possible, however, that the author may not have understood Dr. Young aright: as he afterwards makes the different species of what is here called *empresma*, species of inflammatory fever or cauma.

Phlegmon then, in the present method, is used to denote an inflamed subcutaneous tumour, perfectly suppurative; phyma, an inflamed subcutaneous tumour, imperfectly suppurative; ionthus, a subcutaneous tumour or tubercle slightly inflamed, hard, and insuppurative: and phlysis, an inflamed, but low and broad tumour, ulcerative, exquisitely painful and running among the tendons, of which



1. COMMUNE. Inflammation common to the fleshy parts ; pain obtuse ; tumour spreading externally ; tender to the touch ; pus laudable ; readily incarning when opened.

Apostema abscessus. *Sauv.*

the paronychia or whitlow is perhaps the only known species. The paronychia, as Galen has justly observed, has an approach to the erythema, or erysipelatous inflammation, which immediately follows it, but the two must not be intermixed.

GEN. I. APOSTEMA. Ἀποστήμα: from ἀφίστημι, “discedo,” “abscedo,” “absum,” “deficio.” For this term the Latins employed *abscessus*: yet they did not, when speaking strictly, apply either abscessus or apostema to every suppurative inflammation, but only to those that were deep-seated, and of considerable extent, chiefly indeed to collections of pus consequent upon fevers, or some previous disorder of particular parts, especially abdominal diseases. This limitation is accurately drawn by Celsus immediately after his description of struma, furuncle, and phyma. “Sed cum omnes hi nihil nisi minuti abscessus sint, generale nomen trahit latius vitium ad supurationem spectans. Idque fere fit aut post febres, aut post dolores partis alicujus, maximeque eos, qui ventrem infestarunt.” Lib. v. cap. xxviii. § 11. The term *abscess*, however, which was colloquially used in a loose sense in the time of Celsus, is used so much more loosely in our own day, that it is impossible to recall it to its precise and original meaning. Yet *apostéma* has not hitherto been thus generalized: and it is here, therefore, laid hold of, and restrained to the signification given it above: in doing which the author is supported by the authority of Sauvages, who has employed it with the same limitation.

4. *Apostema Empyéma*. Εμπύημα: from ἐμ, or ἐν, “in or intra,” and πύον, “pus.” The term is common to all the Greek writers, and the persons suffering were denominated ἐμπύοι, “empyi.” Cullen regards empyema as a mere sequel of pneumonia, which, with him, includes both pneumonitis and pleuritis; but as it may take place from inflammation of the mediastinum, pericardium, or diaphragm, to say nothing of that from external injuries; and as it is often doubtful what particular organ is directly injured, a separate species seems decidedly called for.

In come cases, indeed, there is no organ to which the pus can be referred as a product of ulceration; and hence Mr. Hewson conceived that it is occasionally formed out of the coagulable lymph, altered in its properties by passing through inflamed vessels. “The cavities of the pleura, pericardium, &c.” says he, “are sometimes observed to contain considerable quantities of pus without the least marks of ulceration, instances of which I have seen. In one patient I found three pints of pure pus in the pericardium, without



2. **PSOATICUM.** Pain and tension about the loins, shooting down the spine and thigh: difficulty of standing erect; fluctuating enlargement along the psoas muscle; apex of the tumour immediately below the groin.

*Psoas. Auct. Var.*

*Abscessus lumborum. Auct. Alior.*

*Psoas abscess.*

Often confounded with scrophulous abscess of the hip-joint.

3. **HEPATICUM.** Diffuse, pulsating tumour in the region of the liver; preceded by pain, a yellow countenance, and shiverings.

*Hepatálgia apostematosa. Sauv.*

any ulcer either on that membrane or on the heart. In another the cavity of the pleura of the right side was distended with a pus that smelt more like whey than a putrid fluid, and the lungs were compressed into a very small compass: but there was no appearance of ulcer or erosion, either on these organs or on the pleura; but only under the pus was a thin crust of coagulable lymph. In such cases it is manifest the pus must have been formed from the fluids: and as the exhalant vessels at one time appear to secrete a mere water, at another time a coagulable lymph, and in a third (when a little inflamed) they secrete that lymph so viscid, and change its properties so much as to make it coagulate instantly on being secreted; so in like manner they may sometimes, when more inflamed, have the power of converting the lymph into pus." *Lymphat. Syst.* Part ii. p. 117.

Darwin relates a singular case of empyema, in which the pus seems in like manner to have been produced without ulceration, though he ascribes it indirectly to an abscess in the lungs. "A servant man, after a violent peripneumony, was seized with symptoms of empyema, and it was determined, after some time, to perform the operation. This was explained to him, and the usual means were employed by his friends to encourage him, "by advising him not to be afraid." By which good advice he conceived so much fear that he ran away early next morning, and returned in about a week quite well. *Diseas. of Sens.* II. i. 6. 4.

6. *Apostema Vomica.* From *vomo*, "to eject," especially from the stomach, but not always so. The term is here used in the large sense in which it is employed by Celsus, who applies it to a bursting of pus from the liver, or any other large internal organ, as well as from the lungs. "Si vero jecur vomica laborat, eadem facienda sunt, quæ in cæteris interioribus suppurationibus." Lib. iv. cap. viii. Sauvages follows him in this interpretation. Boerhaave and Cullen confine vomica to the lungs, and that in a more restrained sense



*Abscess of the liver.*

4. **EMPYEMA.** Fixed pain in the chest; breathing laborious; easiest in an erect position; difficult decumbiture on the sound side; fluctuating enlargement on the side affected; dry, tickling cough.

*Empyema. Auct. Græc. et neoteric.*

*Lodgment of matter in the chest.*

Goekel describes a case in which the pericardium and the right lung were totally consumed.

*Gallicinium Medico Pract.*

5. **VÓMICA.** Deranged function of a thoracic or abdominal organ, succeeded by copious discharge of pus into some part of the alimentary channel, and its evacuation by the mouth or anus.

*Vomica. Cels.*

*Apostema vomica. Sauv.*

---

## GENUS II.

### PHLEGMONE.

Suppurative, subcutaneous tumour; tensive; glabrous; painful; at length fluctuating, and bursting spontaneously; the pus uniform and mature.

---

than most writers; for they limit it to what has been called, though with no great accuracy, *occult vomicæ* (*vomicæ clausæ*.) Linnæus and Vogel, on the contrary, while they confine the term to the lungs, explain it by *open vomicæ*, (*vomicæ aperta*.) in which the pus is thrown forth profusely and suddenly.

**GEN. II. PHLEGMONE.** Φλεγμονή, from φλεγω, “inflammo:” “inflammationem quam Græci φλεγμονην nominant.” Cels. lib. i. The term among the Greeks was used for inflammation generally: it has long since been employed in a far more limited sense by medical writers of perhaps every school; and its immediate meaning in the present work has already been explained in the note on **PHLOGOTICA**, the term for the order before us.

4. *Plegmone parotidea.* It is not a little singular that Dr. Cullen, who extends phlegmone wide enough to embrace not only inflammation of the ear and of the breast, gum-boil, and phimosi, but also furunculus, varus, gutta rosea, hordeolum, and even various affections of the bones, should have banished suppurative inflamma-



Phlegmone. *Sauv. Vog.*

Phlogosis phlegmone. *Cull.*

Inflammatio. *Sag.*

Geschwär. *Germ.*

Zameh. *Arab.*

Phlegmon.

1. COMMUNIS. Tumour common to the surface : bright-red ; hard ; defined ; hemispherical ; polarized ; gradually softening and bursting at the pole.

Eiter-beule. *G.*

Clou. *F.*

Push.

2. PARULIS. Tumour seated on the gums ; deep-red ; hardish ; undefined ; pain obtuse.

Parulis. *Sennert. Vogel.*

Apostema parulis. *Sauv.*

Gum-boil.

α Simplex. Limited to the substance of the gums.

ε Cariosa. Connected with a caries of a tooth or socket.

3. AURIS. Tumour seated within the ear ; pain acute, throbbing ; heat and redness spreading externally ; hearing distressingly keen, or stunned with imaginary sounds ; abscess bursting with the sense of a loud snap or explosion.

tion of the parotid and inguinary glands not only to another genus, but to a very remote part of his system, where they occur in the class and order of *local tumours*, in company with warts, corns, and sarcomata, which have no inflammatory character. Here too they are conjointly described under the generic name of bubo, with the generic character of "glandulæ conglobatæ tumor suppurans;" a definition which does not apply to the parotid gland, whose structure is not conglobate, but conglomerate. The present appears to be the proper place for suppurative inflammation of the parotid, and inguinal as well as of the mammary glands.

5. *Phlegmone mammæ*, called by Dioscorides sparganosis, from *σπαργαω*, "tumeo," "distendo." This term, however, he employed collectively to signify milk-abscess, and a variety of tumours, intumescences, and other diseases, supposed to depend upon an overflow, suppression, misdirection, or depraved secretion of milk : and especially those which have been since described under the general term galactorrhœa : many of these however have little or no relation to each other ; and particularly abscess of the breast, and the swelling of the lower limb, which occasionally takes place soon after child-birth, to which last the term is restrained in the present system.



Inflammatio aurium. *Sennert.*

Otalgia inflammatoria. *Sauv.*

*Imposthume in the head.*

Often a result of suddenly suppressed morbid discharges :  
sometimes a symptom of worms.

4. PAROTIDEA. Tumour seated under the ear : reddish ; hard ;  
pain obtuse ; suppuration slow and difficult.

Parotis. *Gal. Sauv. Vog. Sag.*

α Benigna. Incarnation, and cicatrization regular and unobstructed.

Parotis benigna. *Sauv.*

β Maligna. Pus illaudable, profuse, protracted ; succeeded  
by foul sloughs.

Parotis maligna. *Parr.* See Appendix to his Dict. art.  
Parotis.

Usually appearing in advanced life, or about cessation of the  
catamenia.

5. MAMMÆ. Tumour seated in the breast ; pale-red ; hardish ; in  
irregular clusters ; pain pricking and acute ; sup-  
puration quick and copious.

Abscessus mammarum. *Roder à Castro.*

Mastodynia apostematosa. *Sauv.*

Phlegmone mastodynia. *Cull.*

Jema. *Arab.*

*Abscess of the breast.*

α Violens. From severe pressure or blow.

β Lactantium. From redundancy of milk.

Mastodynia polygala. *Sauv.*

Dépot laiteux aux mammelles. *Pazos.*

*Milk abscess.*

“ In these cases the suppuration commonly begins in many distinct portions of the inflamed part ; so that it is not one large circumscribed abscess, but many separate sinuses, all of which generally communicate. Now it usually happens that only one of these points externally, which being either opened or allowed to break, the whole of the matter is to be discharged this way. But it sometimes happens that the matter does not find a ready outlet by this opening, and then one or more of these different sinuses make distinct openings for themselves.” *Hunter on Blood*, p. 469.

6. *Phlegmone Bubo*. Usually derived from βουβων (boubon), *inguen*, and hence importing a tumour not unfrequently found in this organ. It is probable, however, that the proper root of both the Greek and Latin terms is the Hebrew בֶּבֶע, *bobo*, “ a purulent tumour ;” by the *Septuagint* rendered φλυκτις (phlyctis) : which was



6. BUBO. Tumour seated in a conglobate gland ; reddish ; hard ; diffuse ; not easily suppurating ; opening with a callous edge.

Bubo. *Sauv. Linn. Cull.*

Phygethlon. *Vog.*

Denbel. *Arab.* The origin is Persian.

Schlieren. *G.*

Bubon. *F.*

α Simplex. Unconnected with any constitutional or foreign poison.

ς Virulentus. Produced by a specific virus, or connected with constitutional affection.

Tippel-beul. *G.*

Khyarjek. *Arab.*

The glands mostly infected are those of the inguen and axilla. The last variety found chiefly in lues and pestis. Often cured by vomits after suppuration has advanced. *Hunter on Blood*, p. 388.

7. PHIMOTICA. Tumour seated in the prepuce ; diffuse ; obtusely painful ; imprisoning the glans, or strangling it by retraction.

α Incarcerans. The prepuce protracted, and imprisoning the glans.

Phimosis. *Heister, Chirurg. cap. cxxx.*

Phimosis vera. *Sauv.*

ς Strangulans. The prepuce retracted and strangling the glans.

Phimosis circumligata. *Sauv.*

the common term among the Greek writers for fluid tumours of every kind, whether ichorous or purulent ; and hence אֶבְעֵקֶת, Exod. ix. is rendered in the Alexandrian version, φλίκτιδες, and in our own translation *blains*. בֶּעֱבֵק, (bobo,) is the mere reduplicate or argument of בֵּעַ, (bo,) or בִּעָה, (boa,) (for the ה is omissible,) and imports "to swell or bubble," as water over the fire ; and hence בֶּעֱבֵק, (bobo,) is a *large* swelling, whether a bleb or bubble, or more solid tumour, as a bubo, or boil.\*

GEN. III. PHYMA. Φυμα, "tuberculum," from φυναι, "produco," "erumpo." It was used among the Greeks with great latitude, and hence with an apparent want of precision ; sometimes in the modern sense of phlegmon, for tumours larger than a furuncle or boil, but less painful and inflammatory, and perfectly suppurative, without any core or ventricle. So Celsus, lib. v. cap. xxviii. sect. 9 :

\* Qu.? *Bile* : see Johnson, &c.



Paraphimosis. *Auct. Græc.*

Circumligatura. *Auct. Lat.*

Found frequently as a symptom in lues and blenorrhœa.

## GENUS III.

### PHYMA.

Imperfectly suppurative, cutaneous, or subcutaneous tumour; the abscess thickened, and indurated at the edge; often with a core in the middle.

Phyma. *Willan. Sauv. Sag.*

Eiter-blasen. *G.*

2. HORDEOLUM. Tumour seated in the verge of the eyelid; granular; hard; reddish; sore to the touch; suppuration confined to the point.

Crithe (*κρίθη*). *Auct. Græc. Vog.*

Hordeolum. *Auct. Lat. Plenck et Alior.*

Zefer. *Arab.*

Gerstenkorn. *G.*

Orgeolet. *F.*

“*φυμα* nominatur tuberculum furunculo simile, sed rotundius et plenius, sæpe etiam majus:—sed inflammatio, dolorque sub eo minores sunt. Ubi divisum est; pus eodem modo apparet; ventriculus, qui in furunculo, non invenitur: verum omnis corrupta caro in pus vertitur.” To the same effect, Galen *De Arte Curat*, lib. ii. who tells us that the swelling and suppuration proceed rapidly; “statim augetur, atque ad suppurationem festinat.” Hippocrates, on the contrary, applies the term to tubercles imperfectly suppurative, and in his *Prædict.* lib. ii. sect. 2, as well as in various other places, speaks of scrophulous phymata, *φυματα χοιρωδεα*; and his example is followed by Paul of Ægina, lib. iii. 22. Even Celsus, lib. vi. cap. 18, affirms, that the Greeks called also by the name of phymata, a genus of tubercles that are accustomed to spring up about the glans penis, which they cauterised, and afterwards treated with *ærugo æris*, to prevent their sprouting again; and which appear therefore to have been regarded as of the nature of warts, or excrescences; while the general body of the Galenists, as Sauvages observes, applied the term to protuberances of every kind. *Tom. i. p. 137.*

Modern writers have hence been at a loss in what sense phyma should be used. Linnæus and Cullen have rejected it. Sauvages



*Stye.*

Often produced by the state of the stomach. Plenck affirms that he knew a man who uniformly had a stye after drinking ardent spirit. He points out the following resemblance between a stye and a boil—"est tuberculum inflammatorium, parvo furunculo simile, in margine palpebrarum."

3. **FURUNCULUS.** Tumour common to the surface; deep-red; hard; circumscribed; acutely tender to the touch; suppurating with a central core.

*Furunculus.* Sauv. Linn. Vog. Sag.

*Demmel.* Arab. Of Persian origin.

*Harte-beule.* G.

*Furoncle.* F.

*Boil.*

4. **SYCÓSIS.** Tumour excrescent; fleshy; fig-shaped; darkish red; sprouting from the hairy part of the head or face: gregarious; often coalescing; discharge partial and sanious.

*Sycosis.* Cels. Vog. Bateman.

- α *Barbæ.* Tumour hard, roundish, pea-sized; seated in the beard; commonly in clusters; occasionally confluent, and spreading from ear to ear; discharge small and glutinous; beard matted.

*Sycosis barbæ.* Cels.

*Mentagra.* Plenck.

*Kieferaussatz.* G.

*Sycosis menti.* Bateman.

- ς *Capilli.* Tumour soft, unequal, clustering: seated in and about the hair of the head: discharge ichorous, copious, and fetid, from a fungous surface.

and Sagar have employed it as the name of a distinct and separate order. Vogel, following the example of Hippocrates and Paulus, has reduced it to a genus of imperfectly suppurative and glandular tumours: and as a genus it occurs in Dr. Willan's table of arrangement, including boils, carbuncles, and similar inflammations as its species. This seems to be the most accurate sense, and as such is adopted in the present system. The resemblance between the boil and the carbuncle is pointed out by Mr. John Hunter in his *Treatise on Blood*, p. 273.

4. *Phyma Sycosis.* Συκωσις, from συκον, "figus." The Greeks gave this name to various tubercles and excrescences, the shape of which was conceived to resemble that of a fig. By Celsus, however, *De Med.* p. vi. cap. iii. it is limited to a particular kind of inflammatory and imperfectly suppurative tubercle of the head and face: Vogel has understood the term nearly in the same sense; and



Sycosis capilli. *Cels.*

Sycosis capillitii. *Bateman.*

5. ANTHRAX. Tumour common to the surface ; flat ; firm ; burning ; penetrant ; livid and vesicular ; or crusty above, with a sordid and gangrenous core below ; imperfectly suppurative.

Anthrax. *Auct. Græc. Saw. Linn. Sag.*

Erythema, anthrax. *Cull.*

Carbunculus. *Auct. Lat.*

Jemmera ; *Arab.* but by Avicenna occasionally Nar Faci.

Ignis Persicus.

Carfunckle. *G.*

Charbon. *F.*

Carbuncle.

- α Pruna. Escar-carbuncle. Crust black : oozing an erosive ichor, or sanies.

Pruna *Avicenn.* So denominated from its assuming the color and often the oval figure of the sloe, or fruit of the *prunus spinosa*, *Linn.*

- ς Terminthus. Berry, or Fungus-carbuncle. Core or fungus speaking in the shape, and assuming the figure and blackish-green colour, of the fruit or berry of the pine-nut, or or *τερμινθος*, the *pinus abies*, *Linn.* called by the Latins *terebinthus* ; whence *terebinthus* and *terminthus* have been employed as convertible terms in describing the present disease.

Dr. Bateman has hence correctly introduced it into his list. The second variety, as the last writer observes, makes an approach to one or two species of *porrigo*, but it has characters sufficiently marked to keep it distinct.

5. *Phyma, Anthrax.* 'Ανθραξ. *Gal. Paul. Ægin.* "carbo." "The inflammation that produces the carbuncle is of a different nature from any of the former ; it is stationary with respect to place, and is pretty much circumscribed, even forming a broad, flat, firm tumour. It begins in the skin almost like a pimple, and goes deeper and deeper, spreading with a broad base under the skin in the cellular membrane.—It produces a suppuration, but not an abscess, somewhat similar to the erysipelatous when the inflammation passes into the cellular membrane : for as there are no adhesions, the matter lies in the cells where it was formed, almost like water in an anasarca.—This inflammation attacks more beyond the middle age than at it, and very few under it. It is most common in those that have lived well : I never saw but one patient of this kind in a hospital. It appears to have some affinity to the boil ; but the boil differs in this respect, that it has more of the true inflammation,



This variety bears a considerable similitude to the epian of South America, and the yau of Guinea ; terms which signify in their respective countries *rasp* or *strawberry*, from the resemblance of the fungus to these fruits, and which have hence been translated *frambæsia* by the Latin writers of France.

## GENUS IV.

### IONTHUS.

Unsuppurative, tubercular tumour : stationary ; chiefly common to the face.

Ionthus. (*ἰονθος*.) *Auct. Græc.*

Varus. *Auct. Lat.*

Finnen. *G.*

1. VARUS. Red ; hard ; pimply ; distinct ; gregarious ; sore to the touch ; sometimes oozing a little fluid at the tip.

Varus. *Linn. Vog. Sag.*

Acna. *Aetii.*

Psydracia Acne. *Saw.*

Acne. *Bateman.*

Rothpfinnen. *G.*

Bougeons. *F.*

Stone-pock.

α Simplex. Broad-based, bright red, solid.

Acne indurata. *Bateman.*

ς Punctatus. Tipped with a black dot, discharging, on the pressure of the finger, a grub-like concretion of mucus.

therefore spreads less, and is more peculiar to the young than the old, which may be the reason why it partakes more of the true inflammation." *Hunter on Blood*, pp. 272, 273.

This species, like paronychia, has an approach to the character of erythema, and is ranked under it by Dr. Cullen. Yet a little attention will, perhaps, show, that it belongs rather to the genus under which it is here placed : it is "a phlogotic or inflammatory tumour on the surface, imperfectly suppurative," firm, stationary, circumscribed, with a gangrenous core or eschar.

GEN. IV. IONTHUS. *ἰονθος*, literally "violet or purple eruption, or efflorescence," from *ἰον*, "viola ;" though the etymologists differ in deriving the term ; some referring us to *αυθος*, "flos," from whence



Punctæ mucosæ. *Darw.*

Acne punctata. *Bateman.*

*Maggot-pimple.*

2. CORYMBIFER. Confluent; corymbose; rosy; mottled with purple; often disfiguring the nostrils with pendulous lobes; irritated by cordials or exposure to heat.

Gutta Rosea. *Sauv. Darw.*

Acne rosacea. *Bateman.*

Bacchia. *Linn.*

Roth-gesicht. Roth-nase. *G.*

Couperose: Rougeurs. Goutte-rose. *F.*

*Carbuncled-face.*

*Rosy-drop. Welk.*

Shakspeare has alluded to the whole of these in the following passage, as also in many others:—

“His face is all bubukles, and whelks, and knobs, and flames of fire.”

The first is found also occasionally as a symptom in diseases of the stomach; and both in diseases of the liver, chiefly from an habitual indulgence in spirituous potation.

## GENUS V.

### PHLYSIS.

Ulcerative, subcutaneous tumour: flat; tensive; glabrous; diffused; hot; throbbing; at length fluctuating with an acrid ichor.

1. PARONYCHIA. Seated about the nails and ends of the fingers;

we have exanthem; and others to *ανθος*, “fimus,” “inquinatio,” “foulness,” “defilement.” Pollux, lib. iv. expressly tells us, that the Greek *ionthus* is synonymous with the Latin *varus*; and Dioscorides, lib. i. cap. 40, has united it with morpew, freckles, and other blemishes of the face, *δυναμιν, δ' εχει καθαρτικην σπιλων. φακων, ιονθων, ουλων, μελανιας.*

GEN. V. PHLYSIS. *Φλυσις. Hippocr.* from *φλυω, φλυζω*, “ferveo, bullio.” The term, with all its compounds, was used in a general and indeterminate sense by the Greeks to express cutaneous eruptions, filled with a fluid of any kind, whether purulent or ichorous; and hence *φλυκταιναι*, (*phlyctænæ*) from the same, imported, as there will be occasion to show farther hereafter, both pustules and vesi-



pain acute and pricking; shooting up the hand.

Paronychia. *Auct.*

Dahus. *Arab.*

Nagel-geschwür. *G.*

Panaris. *F.*

*Whitlow.*

α Cutanea. The acrid effusion seated between the skin and parts immediately adjacent. *Heist. B. Bell.*

ς Tendinis. Effusion seated between the tendons and the periosteum. *Heist. B. Bell. Garangeot.*

γ Periostii. The effusion seated between the periosteum and the bone, which is often rendered carious. *Heist. Wisem. B. Bell.*

*Malignant Whitlow.*

*Felon.* "The malignant paronychia is that which is commonly called a felon." *Wisem.*

Similar inflammations are occasionally to be found in the soles of the feet and palms of the hands; they break

cles, as the terms are contradistinguished in the present day. More generally, however, the phlysis and its ramifications had a bearing towards the sense of ichorous or vesicular swelling; and hence Dr. Willan has correctly restrained phlyctænæ to this meaning in his definitions. Phlysis, in the present work is equally restrained, as are also its compounds émphlysis and écphlysis, formed after the manner of émphyma and écphyma from phyma; and of empyesis and ecpyesis from pyesis. Among the Anglo-saxon historians, as Bede and Malmsbury, pustules are called *nocas*; vesicular eruptions, *blegen* (blains;) and boils, or eruptions with an imperfect suppuration, *blacam blegene*.

For the peculiar nature of this kind of inflammation, and its mode of treatment, see *Hunter* on Blood, p. 469.

GEN. VI. ERYTHEMA. *Ερυθρμα*, from *ερευθος*, "rubor." This is undoubtedly a term of Hippocrates: it occurs not only in his *Prænotiones Coacæ*, the genuineness of which is disputed, but in the admitted books of his *Epidemics*; and is translated by Duretus *suffusio erysipelatosæ*; and by Galen and Celsus *erysipelas*. In this sense *erysipelas* has descended to our own day in its popular use; while the nosologists, with a few exceptions, have limited it to a peculiar species of exanthem or eruptive fever, and have revived the Hippocratic term erythema, to import a peculiar species of local inflammation, in which the febrile affection is merely symptomatic. The first three species here offered are taken from Mr. J. Hunter, and are too distinctly marked, and of too much importance, to be omitted.



through the cuticle with difficulty from its thickness, and hence become diffused, and separate the cuticle from the skin beneath. The bite or poison of the *gordius aquaticus*, or hair-worm, is said to have a peculiar tendency to produce this affection.

---

## GENUS VI.

### ERYTHEMA.

Red, glabrous, tumid, fulness of the integuments ; disappearing on pressure ; pain burning ; inflammation ulcerative ; terminating in cuticular scales or vesicles ; occasionally in gangrene.

Erythema. *Hippocr. et Aut. Var.*

Hieropyr. *Vog.*

Hautrothe. *G.*

Erysepele. *F.* but improperly so called.

*Inflammatory blush* : improperly called *Erysipelas*.

1. ŒDEMATÓSUM. Colour scarlet ; spreading widely and deeply through the cellular membrane, which often imperfectly suppurates, sloughs, and becomes gangrenous.

*Edematous Inflammation.* *J. Hunter* on Blood. ch. ii. p. 269.

2. ERYSIPELATÓSUM. Colour deepish red ; superficial ; with a determined edge ; migrating in a ser-

---

If these characteristics be kept in view, it will not be difficult to draw the line between what should constitute erythema and what erysipelas. The first bears the same analogy to phlegmon as the last does to small-pox. Phlegmon is local inflammation, tending to supuration ; erythema local inflammation, tending to vesication : small-pox is an idiopathic fever producing a phlegmonous efflorescence ; erysipelas an idiopathic fever producing erythematic efflorescence. Small-pox is always contagious ; erysipelas occasionally so : phlegmon and erythema have no such tendency.

It must, nevertheless, be recollected by the learner, that erysipelas has been applied sometimes, even by good writers, to erythema, as well as to the exanthem properly so called, for otherwise the two diseases will be perpetually confounded. Thus the first three species of erythema here noticed are only to be found under the term erysipelas in Dr. Willan's arrangement, which is made to embrace



pentine direction; the part which has passed through the action healing, as the part next attacked becomes affected.

*Erysipelatous Inflammation.* J. Hunter on Blood. ch. ii. p. 269.

3. **GANGRÆNOSUM.** Colour dusky-red; superficial; cuticle separated from the cutis by a bloody serum: the cutis, when denuded, exhibiting dark-brown spots, disposed to blister and slough; occurring chiefly in the extremities.

*Ignis sacer.* spec. 2. *Cels.*

*Gangrenous Inflammation.* J. Hunter on Blood, ch. ii. p. 274.

All these species are usually to be found in debilitated or relaxed constitutions: the former too often appear as sequels of atonic fevers; the third is common to old age, and early infancy. See *Underwood* on the Diseases of Children; as also *Willan* on *Erysipelas erraticum*.

4. **VESICULARE.** Colour pale-red; surface roughish, and covered with crowding minute vesicles, filled with an acrid, often a reddish fluid; progressively trailing into the neighbouring sound parts.

both erythema and erysipelas, as the terms have hitherto been commonly employed; while erythema is arbitrarily made use of to characterize another collection of cutaneous erubescences of very different characters, and produced by very different causes; some of them primary, others symptomatic, affections; some constitutional, others local: occasionally smooth, papulous, tubercular, or nodose: but all which seem to belong to different divisions.

4. *Erythéma, vesiculare.* This is intended to delineate the *ignis sacer* of the ancients, which has been seldom understood, and never hitherto allotted a clear methodic position. The common error has been in making it an exanthem or eruptive fever, an erysipelas or a pestis, or a distinct disease approaching to the one or the other. There is no doubt that it has at times been an accompanying symptom in pestis, and has consequently produced a variety in this fever which the reader will find noticed under the head pestis by the distinguished term erythematica, of which nature was the plague of Athens, so excellently described by Thucydides and Lucretius. But the *ignis sacer*, in its genuine and simple state, instead of being a typhous eruptive fever, has often very little fever of any kind, never



Ignis sacer. *Cels. spec. 1.*

α Benignum. The redness and vesicles advancing without a breach of the cuticle, as the part that has passed through the action is healing.

Ignis sacer. *Cels. spec. 1. var. α.*

ς Corrosivum. The vesicles breaking in the part first affected, and the erosive fluid producing tracks of sanious ulceration as the redness advances.

Ignis sacer. *Thucyd. Lucret. vi. 1165. Cels. spec. 1. var. ς.*

Feuerfleck. *G.*

Macula lata Plateri. *Plenck.*

It is to this the Turkish physicians give the name of Tatlu ujuz, literally *dulcis scabies*.

The eczema rubrum of Dr. Bateman, but which, as he candidly acknowledges, is incongruous with his generic character of eczema, seems fairly to belong to this species; and, if not one of the above, may form a third variety.—It is correctly denominated an *erythema* by Dr. Marcet. *Medico-Chir. Trans. II. ix.* and by Dr. Rutter. *Edin. Med. and Surg. Journ. IV. p. 143.*

Found also, occasionally, as a symptom in pestis, and as a sequel on the exhibition of mercury in irritable habits; and hence denominated by some authors *erythema mercuriale* and *hydrargyria*.

perhaps more than symptomatic fever; and by Celsus is described as being best cured by an ephemeral or other fever that may give increased action to the system; hereby proving this as well as every other variety of erythema, to be a result of debility.

The character and subdivisions of *ignis sacer*, as offered in the text under the heads *e. gangrænosum*, and *e. vesiculare*, are taken from Celsus, and given, as nearly as may be, in his own words, to prevent all doubt. He describes it as a genus comprising two species, of which the former has two varieties. “*Duæ species sunt. Alterum est subrubicundum, aut mistum rubore atque pallore, exasperatumque per pustulas (φλυκταινας) continuas, quarum nulla alterâ major est, sed plurimæ perexiguæ. In his semper fere pus, et sæpe rubor cum calore est.*” Then follow the two varieties as described in the text above: α “*Serpsitque id nonnunquam, sanescente eo, quad primum vitiatum est: ς nonnunquam etiam exulceratio, ubi ruftis pustulis (φλυκταιναις) ulcus continuatur, humorque exit.*”

He then passes on to describe the second species, which answers to the character and almost to the words of *erythema gangrænosum* in the text. “*Alterum, autem, in summæ cutis exulceratione, sed sine altitudine, latum, sublividum, inæqualiter tamen; mediumque*



5. **PERNIO.** Colour crimson suffused with blue; obstinately itching; chiefly affecting the extremities during winter.

Erythema pernio. *Sauv.*

Pernio. *Linn. Vog.*

Erythema à frigore. *Cull.*

Kälte-geschwulst. *G.*

Engelure. *F.*

Chilblain.

α Simplex. The cuticle remaining unbroken.

sanescit, extremis procedentibus; ac sæpe id, quod jam sanum videbatur, iterum exulceratur: at circa, proxima cutis, quæ vitium receptura est, tumidior et durior est, coloremque habet ex rubro subnigrum. Atque hoc quoque malo—in *cruribus maxime.*” Lib. V. cap. xxviii. sect. 4.

The author has ventured to translate the *pustulæ* of Celsus in the present instance *φλυκταιναι*, *vesicles*, first, because he thus explains the term in sect. 15 of the same chapter; and secondly, because in the *ignis sacer*, which, as we learn both from Thucydides and Lucretius, was a symptom in the plague of Athens, the former has given us this precise term. The following couplet is sufficient from Lucretius. De Rer. Nat. vi. 1164.

Et simul, ulceribus quasi inustis, omne rubere  
Corpus, ut est, per membra SACER quum diditur IGNIS.  
Wide ting'd with purple dye, and brandish'd o'er  
With trails of caustic ulcers, like the blaze  
Strew'd by the HOLY FIRE.

In Thucydides the same symptoms are described thus:

Και το μεν εξωθεν αποκτομενω σωμα ουκ ἄγαν θερμον ην, ουτε χλωρον, ἀλλ' ὑπερυθρον, πελιδνον, ΦΛΥΚΤΑΙΝΑΙΣ ΜΙΚΡΑΙΣ, και ἑλκεσιν ἐξηθηκος.

“Yet the body outwardly was not very hot to the touch, nor pale; but deep-red, livid, and efflorescing with *minute vesicles*, and ulcers.”

In Seneca, who has closely copied from Lucretius, the phrase *sacer ignis* is still preserved. Œdip. 187.

Oculique rigent, et SACER IGNIS  
Pascitur artus.  
Stiff stare the eye-balls; for the burning limbs  
Deep feeds the HOLY FIRE.

5. § E. *Pernio, Exulceratus.* In very cold latitudes it often affects the nose; and the living power is destroyed as completely as by combustion. See Biblioth. Med. *Manget*, iii. p. 492. *Winkler* de



6 Exulcerátus. Accompanied with ulceration.

*Kibe.*

6. INTERTRÍGO. Colour bright red ; cuticle eroded ; the exposed cutis oozing a limpid and acrimonious fluid.

Erythema intertrigo. *Sauv.*

Intertrigo. *Linn. Vog.*

Erythema ab acri inquilino. *Cull.*

Kereh. *Arab.*

Frat. *G.*

Ecorchure. *F.*

Fret. *Erosion of the skin.*

From peculiar acrimony in the matter of perspiration ; or acrid substances intermixing with its natural secretion ; especially in folds or dimples of the skin ; most frequently in the groins and behind the ears of infants, whose cuticle is extremely delicate, and easily eroded. See *Rhazes ad Almans. Tr. vi. cap. 17, 18.*

## GENUS VII.

### EMPRESMA.

Deranged function of a visceral organ, membranous or parenchymatous ; with local pain ; fever mostly a cauma ; inflammation mostly adhesive.

Phlegmatix membranosæ et parenchymatosæ. *Sauv. Sag.*  
Phlogistici. *Linn.*

Frigore, 4 Leip. 2. 1737. *Belgrado Del Calore e del Freddo. Parm.* 1764.

So, Milton, Par. Lost, ii. 294.

..... the parching air  
*Burns* froze ; and *cold* performs th' effect of *fire*.

Perhaps from Virgil, Georg. I. 93.

..... Boreæ penetrabile *frigus* *adurat*.

GEN. VII. EMPRESMA. Presma (πρησμα,) from πρηθω, "inflammo," is in use both by Hippocrates and Galen, to express inflammation generally. Empresma, from εμπρηθω, "intus flammo, incendo," is here employed to signify internal or visceral inflammation.



Febres continuæ inflammatoriæ. *Vog.*

Inflammatiō interna. *Macbr.*

Cauma. *Young.*

1. CEPHALÍTIS. Acute pain in the head ; intolerance of light and sound ; face flushed ; eyes red ; cauma ; watchfulness ; and delirium.

Siriasis (σιρσιαισις.) *Hippocr. Vogel.*

Sideratio. *Auct. Lat.*

Phrenitis. *Sauv. Sag. Hoffm. Boerh. Cull. Macbr.*

Sphacelismus. *Etmull. Linn.*

Cephalitis. *Sauv. Sag.*

Inflammatiō phrenitis. *Parr.*

Cauma phrenitis. *Young.*

Sersam. Of Persian origin.

Junun. *Arab.*

Hirn-fieber. Hirn-wuth. *G.*

Phrénésie. Inflammation du cerveau. *F.*

Phrensy. *Brain fever.*

Found also, as an occasional symptom, in synochus, worms, various exanthems, trichoma, hydrophobia, injuries of the cerebrum, and severe grief.

2. OTÍTIS. Severe pain in the ear ; tenderness upon pressure ; deafness or confusion of sounds.

Otitis. *Vog. Young.*

Otalgia. *Sauv. Linn. Vog.*

Dolor otalgicus. *Hoffm.*

Ohr-schmerz. *G.*

Douleur d'oreille. *F.*

*Ear-ache.*

1. *Empirésma Cephalitis.* This word is preferred to phrenitis, as more descriptive of the organ affected. Dr. Cullen has correctly observed, that we are not acquainted with any pathognomic symptoms by which to distinguish inflammation of the brain from that of its membranes ; and he has hence reduced the cephalitis, phrenitis, and sphacelismus of preceding writers, to one genus. The present system follows him in this instance of generalization. According to Dr. Clutterbuck's hypothesis, all fevers are mere varieties of this species. *Inquiry, &c. Sect. viii. p. 138.*

Sauvages, Vol. I. p. 458, asserts that the name among the Arabic writers for this disease is *sirsén*. We have here a double mistake : *sirsén* should be *sersam*, and the word thus used is Persian, and not Arabic. It is, however, extensively copied in the east, and has found its way into the Turkish dialect. See the lexicon entitled *Laghati Halimi*.



3. PAROTÍTIS. Painful, unsuppurative tumour of the parotid glands, often extending to the maxillary; conspicuous externally; often accompanied with swelling of the testes in males, and of the mammæ in females.

Cynanche parotidæa. *Sauv. Cull. Parr.*

Angina externa. *Russel. Econ. Nat.*

Ourlles. Oreillons. *F.*

Branks. *Scottish.*

*Mumps.*

4. PARISTHMITIS. Redness and swelling of the fauces; with painful and impeded deglutition.

Paristhmia (παρισθμία.) *Hippocr. Galen.*

Cauma paristhmitis. *Young.*

Cynanche. *Auct. Græc. Sauv. Cull. Sag. Linn.*

Angina. *Auct. Lat. Hoffm. Boerh. Vog.*

Khenauk. *Arab.*

Kehlsucht. *G.*

Esquinancie. *F.*

Squinancy. *Squinsy. Quinsy.*

- a* Tonsilláris. Swelling of the mucous membrane of the fauces, and especially of the tonsils: redness florid, fever a cauma.

Synanche. *Auct. Græc.*

Cynanche tonsillaris. *Sauv. Cull.*

Cynanche faucium. *Parr.*

---

4. *Empirésma Paristhmitis*: from *παρα* and *ισθμος*, literally *morbis faucium*, or *throat-affection*. In Hippocrates paristhmia: *παρισθμία—φλεγμονας των κατα τον ισθμον χωρων*. The term was used among the Greeks, as in the present system, generically. The later Greek physicians gave different names to the different species of the genus: and hence we meet with *cynanche*, *synanche*, and *parasynanche*; the idea common to all which is that of *angina* or *strangulation*, while the prefixes to the terms are of doubtful meaning. See *Gal. vi. 324. Cels. De Angina*. Aetius attempted to justify *cynanche*, but Cælius Aurelianus and Paulus used *synanche* after Celsus. The Latins employed *angina* in the same broad or generic sense as Hippocrates paristhmia; quinsy is used in a parallel latitude among ourselves. Sauvages conjectures, and there is some ground for the opinion, that the *synanche* of the Greeks was the common quinsy (*synanche*, or *paristhmitis tonsillaris*) of the present day; their *parasynanche*, the quinsy of the pharynx (*c. or p. pharyngea*;) and their *cynanche*, the croup of modern times, *bronchitis* or *c. trachealis*. See further upon this subject, the Preliminary Dissertation sect. ii.



*Angiuæ inflammatoriæ. Boerh.*

*Common quinsy.*

- 6 *Maligna.* Crimson redness of the mucous membrane of the fauces and tonsils; ulcerations covered with mucous and spreading sleughs, of an ash or whitish hue; fever a typhus.

*Cynanche maligna. Cull.*

*Cynanche maligna. C. ulceros. a. C. gangrænos. b. Sauv.*

*Angina ulcerosa; maligna; gangrænosa. Auct. Var.*

*Ulceros: ulcerated: malignant sore throat.*

Frequently epidemic; generally contagious.

Found often as a symptom in rosalia or scarlet fever.

- 7 *Pharyngea.* Redness florid, and especially at the lower part of the fauces; deglutition extremely difficult and painful; fever a cauma.

*Parasynanche. Auct. Græc.*

*Cynanche pharyngea. Sauv. Cull. Eller.*

*Anginæ inflammatoriæ, sp. 4. Boerh.*

5. *BRONCHITIS.* Breathing sonorous and suffocative; voice harsh; ringing cough; fever a cauma.

*Cynanche. Auct. Græc.*

*Cynanche trachealis. Sauv. Call.*

*Cynanche stridula. Parr.*

*Cynanche laryngea. Auct. Var.*

*Anginæ inflammatoriæ. Boerh. sp. 1.*

Dr. Cullen is said to have prided himself upon having grouped an extensive natural family of diseases under the term *cynanche*. Parr, art. *ANGINA stridula*, denies that he has done so; and adds, that "self-complacency had never so baseless a foundation. The species," continues Parr, "agree in no one principle but affection of the parts connected with the neck." This remark is too sweeping: it may apply to Cullen's species of *c. trachealis* (croup,) and *c. parotidæa* (mumps:) but the rest must be exempted from its severity. And it is not a little ludicrous to observe Parr, after passing this censure in his article *Angina*, under which he considers the disease in its different bearings, completely altering his views by the time he reaches the article *Nosology*: for here we find, in the first place, the term *angina* banished, and that of *cynanche* adopted in its stead; and secondly, croup and mumps, which are chiefly objected to in the preceding quotation as divisions of *cynanche*, not only made divisions, but sunk from species, in which they occur in Cullen, into varieties. The present arrangement follows the Cullenian, as far as perhaps it ought to do, and only quits it where the latter seems to demand a change.



Angina polyposa. *Mitchel.*

Expectoratio solida. *Darw.*

Cauma bronchytis. *Young.*

Angina canina. *Zacut. Lusit.*

*Croup.*

In the American states this disease usually receives the name of *hives*, a corruption of the term *heaves*, which is probably so called from the heaving or violent efforts of the muscles of the chest and abdomen, which takes place in breathing during its course. *Hosack. Amer. Med. and Phil. Reg. Vol. ii. p. 41.*

The aperture of the glottis is twice as large in adults as in youth before puberty ; and hence one cause of the great danger of suffocation from this disease in children, in whom the aperture is often not more than a line and a half in breadth. See *Richerand Elem. de Physiol. ch. xi.* See also *Baillie's Morb. Anat. Fasc. II. pl. 2.*

The concreted effusion, formed in the trachea, and so profusely coughed up, often extends through the whole range of the air-vessels as far as the eye of the anatomist can trace them.

6. PNEUMONÍTIS. Obtuse pain in the chest : constant difficulty of respiration alleviated by an erect position ; tumid, purple face or lips ; cough generally moist, often bloody : pulse usually soft.

Paristhmitis is here preferred to paristhmia, as used by the Greek writers, only because it corresponds with the general termination given to the species of the present genus. But either is preferable to *angina* (*αγγων*, "*choak, strangle*," ) or *cynanche* (*κυνάγχη*, literally dog-choak) on account of their greater elegance, and their containing the name of the organ affected.

Dr. Cullen, in his remarks on *cynanche maligna*, seems to suppose that the Spaniards distinguish this peculiar kind of sore throat by the name of *garrotillo* ; and Dr. Parr has added, in his article *ANGINA gangrænosa*, that they have given this name to the malignant sore throat, from the shrill barking sound which accompanies the worst sort : as though *garrotillo* imported *barking*. The fact is, that *garrotillo* is precisely synonymous with *angina* and *guinsy*, or as the French write it, *esquinancie*, from which our term is derived. All denote choaking suffocation, or a sense of strangling ; the radical Spanish verb is *garrótar*, "*to choke, bind tight, especially about the throat, to strangle* ;" and all are used equally in a generic sense, and signify suffocating sore throats of every kind.



Peripneumonia. *Sauv. Linn. Vog. Sag. Macbr.*

Pneumonia peripneumonia. *Cull.*

Pneumonitis. *Mich. Bourgard. Diss. 1754.*

Pulmonaria. *Auct. Var.*

Zatal-beyn. *Arab.*

Entzündung der lungen. *G.*

Peripneumonie.

*Peripneumony. Inflammation of the lungs.*

α Vera. The fever a cauma ; pain severe, little expectoration in the beginning.

Peripneumonia vera. *Huxh. Cull.*

Peripneumonia pura. *Sauv. Morgagn.*

Peripneumonia simplex. *Macbr.*

ς Maligna. Fever a synochus or typhus. The debility so extreme from an early stage of the disease, that the pulse ceases on the pressure of the finger ; and the vascular action is too weak to accomplish expectoration. Often epidemic.

Said to be an erysipelatous affection of the lungs, *Sarcone, Istoria ragionata, &c. Ludwig, Adversaria. Baglivi, App.*

Peripneumonia putrida, sp. 3.—p. maligna 4.—p. typhodes, 5. *Sauv.*

γ Notha. Great secretion and expectoration with a mild cauma. Probably in many instances a catarrhal affection : chiefly occurring in advanced life, or in those who have weakened their constitutions by excesses.

Peripneumonia notha. *Sydenh. vi. 4. Boerh. Coze. Journ. Med. 1790.*

Catarrhus suffocativus. *Auct. q ?*

Pneumonitis is found also, occasionally, as a symptom in rheumatism, phthisis, various exanthems, as small-pox, measles, miliaria ; in lyssa, and rickets. See *Musgr. xi. 5. Sydenh. passim. Morton. Phthisiol. iv. 41. de Variol. vii. 64. Allion. de Morb. Mill. p. 107. Journ. Encyclopédique, tom. i. 3. Doazam. Monspel. Often terminates in vomica : sometimes in empyema.*

7. PLEURÍTIS. Acute pain in the chest ; increased during inspiration ; difficulty in lying on one side ; hard pulse ; short distressing cough.

Pleuris. *Hippocr. Sauv. Linn. Vog. Sag. Cull.*

Pleuritica febris. *Hoffm.*



Passio pleuritica. *Cæl. Aur.*

Jirsam. *Arab.*

Seitenwehe. *G.*

Mal di punta. *Ital.*

Pleurisie. *F.*

*Pleurisy.*

α Vera. Fever a cauma ; pain felt chiefly on one side.

The inflammation, in this case, commences in that side of the membrane which lines the ribs ; though often communicated to the contiguous portion which covers the lungs.

Pleuritis vera. *Sauv.*

Pleuritis sanguinea. *Hippocr.*

Pleuritis pura. *Bagliv. Sydenh.*

ς Mediastina. Heavy pain in the middle of the sternum descending towards its ensiform cartilage ; with great anxiety. The inflammation is seated obviously in the mediastinum from the symptoms.

Pleuritis mediastini. *Sauv.*

Pneumonia pleuritis. *Cull.*

ζ Diaphragmatica. Painful constriction around the præcordia ; small, quick, laborious breathing.

These symptoms sufficiently decide that the inflammation is seated chiefly in the diaphragm.

Paraphrenitis. *Boerh. aph. § 907.*

Paraphrenesis diaphragmatica. *Sauv.*

The terms paraphrenitis and paraphrenesis are derived from the Peripatetic philosophy, which supposed the seat of the phrèn (φρην) or soul to be the præcordia : whence this last region was denominated phrenes (φρενες.) *Arist. De Part. Anim. l. iii.* Hippocrates, on the contrary, supposed its seat to be in the brain.

This species is found, occasionally, as a symptom in typhus, catarrh, rheumatism, worms, pregnancy, trichoma, miliara, and affections of the liver. *Zeviani De parapleurit. Marteau de Grandvilliers de pleuro-peripneum. epidem. Bianchi, passim. Schenck. lib. ii. De Mesery, tom. ii. 314. Monton. Pyret. Hist. viii. 141. Puzos. Traité des dépôts laiteux. Stabel. de Plica. Allion. de Miliaria.*

8. CARDÍTIS. Pain the region of the heart, often pungent ; anxiety ; palpitation ; irregular pulse.

Carditis. *Sauv. Vog. Cull. Macbr.*



Inflammatio carditis. *Parr.*

Cauma carditis. *Young.*

Enzündung der hertze. *G.*

Inflammation de cœur. *F.*

*Inflammation of the heart.*

See a singular case of this disease in *Hewson's Experimental Inquiries into the Lymph. Syst.* Part ii. p. 113. transcribed from Sir John Pringle's notes. See also *Hunter on Blood*, p. 305, 311, 339.

3. PERITONÍTIS. Pain and tenderness of the abdomen, especially in an erect posture; with little affection of the subjacent viscera, or abdominal walls.

Peritonitis. *Vog. Cull.*

Cauma peritonitis. *Young.*

α Propria. The inflammation taking the general range of the peritonæum; pain extreme, often pungent, with little or no relief from stools.

β Omentális. With a more sensible swelling in the region of the omentum.

Omenti inflammatio. *Boerh.*

Epiploitis. *Saw. Sag.*

Omentitis. *Vog.*

Enteritis epiploitis. *Parr.*

---

8. *Empresma Carditis.* The symptoms have a considerable resemblance to those of pneumonitis; and Cullen affirms that he has often met with the disease evincing no other symptoms. It is probably on this account that Linnæus has taken no notice of it in his arrangement. Vogel's definition is founded altogether upon this view, "cordis inflammatio ferè ut in peripneumonia." The general connexion of the pleura with all the thoracic organs, some part of which seems necessarily to suffer when any one of them is affected, must give something of a family character to the whole group of thoracic diseases. It is singular that Vogel, having thus admitted the difficulty of distinguishing carditis from pneumonitis by its symptoms, should have added *pericarditis* as a distinct disease from the former, referring us for its symptoms to those of mediastina, e. pleuritis β of the present nosology. In a strictly anatomical view it may perhaps be at times a separate affection; but, so far as regards the symptoms, we know nothing of such distinction, and it would hence be idle to allow it.

9. *Empresma Peritonitis.* The subjacent viscera, or parietes of the abdomen, if affected at all, are only affected secondarily. "If the peritoneum, which lines the cavity of the abdomen, inflames, its inflammation does not affect the parieties of the abdomen: or if the peritoneum covering any of the viscera is inflamed, it does not affect the viscera. Thus the peritoneum shall be universally inflamed,



- ✓ *Mesentérica*. Pain deeper seated and more immediately in the mesenteric region; external tenderness less than in the preceding varieties.

*Mesenteritis*. *Vog.*

*Enteritis mesenterica*. *Sauv. Parr.*

Puerperal fever is sometimes made another variety of this species: but it belongs rather to typhus. See *Enecia Typhus*.

10. *GASTRITIS*. Burning pain at the pit of the stomach, increased by swallowing; rejection of every thing; hic-cough; oppression and dejection of mind; fever a synochus.

*Gastritis*. *Sauv. Linn. Vog. Sag. Cull.*

*Ventriculi inflammatio*. *Boerh.*

*Cauma gastritis*. *Young.*

*Inflammatio gastritis*. *Macbr. Parr.*

*Entzündung der magens*. *G.*

*Inflammation de l'estomac*. *F.*

---

as in the puerperal fever, yet the parietes of the abdomen, and the proper coats of the intestines shall not be affected: on the other hand, if the parietes of the abdomen, or the proper coats of the intestines, are inflamed, the peritoneum shall not be affected." *Hunter*, on Blood, p. 244.

10. *Empiresma Gastritis*. "If the stomach is inflamed, the patient feels an oppression and dejection through all the stages of the inflammation; simple animal life seems to be hurt and lessened, just as sensation is lessened when the brain is injured; the pulse is generally low and quick, the pain is obtuse, strong, and oppressing, such as a patient can hardly bear." *Hunter*, on Blood, p. 234.

10. *α E. Gastritis Adhæsiva*. This comprises the genuine adhesive inflammation, of which the following remarkable case, recorded by Mr. Cruickshank, is quite in point. "A young lady died after two or three days illness: before this she had been in perfect health. I was called in, but she was dead before I got to the house. From her history I was at a loss to account for her death: but on opening the abdomen a day or two after, I found the contents of the stomach in that cavity; that they had produced peritoneal inflammation, and killed. On examining the stomach, I found a hole in it large enough to admit the end of my finger: this hole had been formed by absorption of part of the substance of the stomach from scrophulous ulceration: its edges had adhered by inflammation to the under surface of the small lobe of the liver. This inflammation was evidently raised by the powers of the body to prevent the accident which happened; and if no violent vomiting had taken place, and torn this adhesion at this particular time, she might have lived



*Inflammation of the Stomach.*

α *Adhæsiva*. Pain very acute : fever violent.

*Gastritis phlegmonodea*. *Cull.*

*Gastritis legitima*. *Sauv.*

ς *Erythemática*. With an erythematous blush extending to and visible in the fauces ; pain more moderate ; fever less violent : pulse low and quick.

The species, under one of its two varieties, found also as a symptom, occasionally in aphtha, measles, small-pox, and other exanthems ; perhaps also in repelled herpes, scabies, and similar eruptions. *Eller. de Cogn. et Cur. Morb.* § 11. *Hoffm. de Febr. Stom.* *Sauv. in loco.*

11. *ENTERÍTIS*. Gripping pain in the belly, with tension, tenderness and vomiting ; fever a synochus.

*Enteritis*. *Sauv. Linn. Vog. Sag. Cull.*

*Intestinorum inflammatio*. *Boerh.*

*Chordapsus*. *Galen.*

*Cauma enteritis*. *Young.*

*Entzündung der darmen*. *G.*

*Inflammation des boyaux*. *F.*

*Inflammation of the Bowels.*

for years notwithstanding the ulcer." *Anat. of the Absorb. Vess.* p. 122.

It is from this common tendency of the genuine *empresma*, that the author has been induced to distinguish the present from the subdivision which follows, by the name of *erythemática*. Dr. Cullen's term is *phlegmonodea*, which is not quite true to his own character of phlegmon—"in fastigium plerumque elevato, sæpe in apostema abeunte ; dolore sæpe pulsatili." *Cl. I. Ord. ii. Gen. vii. Phlogosis Phlegmone.*

10. ς *E. Gastritis Erythemática*. For a correct distinction between the two subdivisions which occur in this and the next species, however, we are chiefly indebted to Dr. Cullen, but who advances them, unnecessarily, to the rank of species. Mr. John Hunter has added great strength to Dr. Cullen's opinion concerning the second variety. "There is," says he, "an inflammation which attacks internal canals, which is classed with the erysipelalous ; but how far it is the same I do not know : it is certainly not the suppurative. Whatever it is, it may be considered in some of its effects to be in direct opposition to the adhesive and the suppurative inflammations : for where the adhesive most readily produces adhesions, there the erysipelalous does not, as in the common cellular membrane ; and where the adhesive seldom takes place, excepting from extreme violence, there this inflammation (if erysipelalous) has a tendency



α Adhæsive. Pain very acute ; vomiting frequent ; obstinate costiveness ; fever violent.

Enteritis iliaca. *Sauv.* sp. 1.

Enteritis colica. *Sauv.* sp. 2. *Boerh.* 963.

Enteritis phlegmonodea. *Cull.*

ς Erythemática. Pain more moderate ; fever less violent ; little vomiting ; diarrhœa.

The species, under one of the two varieties, found also, occasionally, as a symptom in intestinal, ventral, inguinal, and other hernias.

12. HEPATÍTIS. Tension ; soreness, and pain in the region of the liver ; pain about the right shoulder ; difficulty of lying on the left side.

Hepatitis. *Gal. et Auct. Recent.*

Jekur fessadi. *Pers. Turk.*

Entzündung der leber. *G.*

Inflammation du foye. *F.*

*Inflammation of the Liver.*

Properly speaking, *fessida* only is Arabic, and denotes *malum, corruptio* ; for the Arabic term for the liver is *kebed*, literally imported from the Hebrew כֶּבֶד, whence also the Syriac *kebeda*. It has been already observed, that it is from the Persian term *jekur*, that the Latin term *jecur* is probably derived, as it is from the Greek term ἥπαρ that the same tongue has copied *hepar*.

to produce adhesions, as in canals or outlets ; it also opposes, in some degree, the suppurative, in being backward in producing suppuration even in those places where suppuration most readily takes place, such as canals and outlets ; for there, as above observed, it more readily throws out the coagulating lymph. Whatever the inflammation may be, it is certainly attended with nearly the same kind of constitutional affection. The fever in both appears to be the same : viz. accompanied with debility, languor, &c." *On Blood*, p. 270.

The *gastritis erysipelatos* of Sauvages, sp. 4. which he copies from Riverius, is improperly thus named : for, as Dr. Cullen has remarked, it clearly belongs to the first or adhesive subdivision, of which it has all or nearly all the characters.

11. α *E. Enteritis Adhæsiva*. The nature of the disease depends chiefly upon the patient's idiosyncrasy ; but much also upon the season of the year and temperament of the atmosphere. And sometimes the modifying causes are so balanced as to leave it doubtful which variety will be established. Master P—, a healthy and active boy thirteen years old, was attacked with marked symptoms of enteritis in July 1805, but of so mixed a character as to produce un



α Acúta. The specific character decisive ; and the symptoms clearly marked.

Hepatitis acuta. *Cull.*

β Chrónica. The specific character obscure ; and the existence of the disease suspected from exposure to its causes ; and an occasional recurrence of the pathognomic symptoms, accompanied with a slight degree of fever.

Hepatitis chronica. *Cull.*

Hepatitis obscura. *Sauv.*

13. SPLENÍTIS. Heat, fulness, and tenderness in the region of the spleen : pain upon pressure.

Splenitis. *Auct.*

Lienis inflammatio. *Boerh. Sennert.*

Entzündung der miltz. *G.*

Inflammation de la rate. *F.*

*Inflammation of the Spleen.*

The splenalgia of authors is usually a slight attack of this species with some small degrer of fever. Parabysma splenica, *ague-cake*, is a frequent sequel of splenalgia.

14. NEPHRÍTIS. Pain in the region of the kidneys and urethra ; frequent micturition ; vomiting ; numbness of the thigh on the affected side ; retraction of the testicle.

Nephritis. *Auct.*

Renum inflammatio. *Sennert.*

Entzündung der nieren. *G.*

Inflammation des reins. *F.*

*Inflammation of the kidneys.*

Found occasionally, also, as a symptom in nephritic calculi, and rheumatism. *Hoffn.* tom. iii. *Meysery* ii. 374.

certainly for the first two or three days. The abdomen was tense and tender, the intestinal canal painful through the greater part of its extent ; the pulse was quick and moderately full ; the skin very hot and dry ;—the blood, when drawn from the arm, without any buffy appearance ; the sickness incessant, with great oppression and anxiety. The symptoms continued to increase—the stomach became evidently affected ; an erythematic sloughing appeared in the throat on the fourth day from the attack ; and on the sixth the patient died.

12. *Empresma Hepatitis.* The varieties are taken from Cullen. Sauvages, on the authority of Amati, has given an erysipelalous



15. **CRISTÍTIS.** Pain and swelling in the hypogastric region ; discharge of urine painful or obstructed ; tenesmus.

*Cystitis. Auct. Recent.*

*Inflammatio vesicæ. Hoffm. Sennert.*

*Cystiphlogia. De Meyzerey. Malad. des Arm.*

*Entzündung der blase. G.*

*Inflammation de la vesie. F.*

*Inflammation of the Bladder.*

Often the result of wounds, sometimes of cantharides : more generally idiopathic.

16. **HYSTERÍTIS.** Pain, swelling, and tenderness in the hypogastric region ; heat, pain and tenderness of the os uteri ; vomiting ; pulse quick and low.

*Hysteritis. Linn. Vog. Cull.*

*Metritis. Sauv. Sag.*

*Inflammatio uteri. Sennert.*

*Entzündung der mutter. G.*

*Inflammation de la matrice. F.*

*Inflammation of the Womb.*

α *Simplex.* The organ being impregnated. Pain permanent, circumscribed, throbbing ; fever a cauma.

β *Puerperarum.* Pain less acute, less circumscribed ; flow of urine difficult ; fever a synochus or typhus.

17. **ORCHÍTIS.** Pain and swelling of the testicle ; nausea or vomiting ; depression of spirits ; pulse quick, somewhat low.

*Inflammatio testium. Auct. Var.*

*Hernia humoralis. Auct. Var.*

*Inflammation of the Testicle.*

The stomach peculiarly sympathizes with this affection ; and it is hence often cured by vomits when all local applications have proved ineffectual.

(erythematic) hepatitis ; as *Lommius*, *Observ. lib. ii.* has done a similar variety of pneumonitis ; but the parenchymatous viscera do not seem to be subject to an inflammation of this description. “ *Me, saltem, judice,*” says *Cullen*, “ *erythema non nisi superficies ilias internas quas tegit epithelion et tunica villosa epidermidi externæ continua, et analoga, afficere potest.*” The observations of *Mr. J. Hunter* just quoted under *empresma* and *empresma gastritis*, are in perfect accordance with this opinion.

**GEN. VIII. OPHTHALMIA.** This term is used in very different latitudes by different writers. *Sauvages*, *Linnéus*, and *Sagar*, make it parallel with *cephalalgia* or *cephalæ* ; and consequently expressive



## GENUS VIII.

## OPHTHALMIA.

Pain and redness of the eye or its appendages ; intolerance of light ; flow of tears or other excited secretion.

Ophthalmia. *Sauv. Linn. Plenck et Alior.*

Oculorum Inflammatio. *Vog.*

Inflammatio oculorum. *Hoffm.*

Ophthalmites. *Vog.*

Cauma ophthalmitis. *Young.*

Sahik. *Arab.*

Augenentzündung. *G.*

Ophthamie. *F.*

*Ophthalmia. Inflammation of the Eyes.*

1. TARAXIS. The tunics of the eye-ball chiefly inflamed ; increased secretion of tears.

Ophthalmia humida. *St. Yves.*

Ophthalmia vera. *Sennert.*

Epiphora. *Galen.*

Taraxis. *Paul. Ægin. Aetii.*

Chemosis. *Aetii.*

Ophthalmia Chemosis. O. Taraxis. O. humida. *Sauv.*

Ophthalmia membranarum. *Cull.*

*Lachrymose Ophthalmia.*

α Mitis. Limited to the surface : pain tolerable : without head-ache.

---

of any ache of the eye without reference to fever or inflammation ; among all whom it occurs as a genus under the class DOLORES. By Vogel, Cullen and Macbride it is limited to inflammatory affections of the eye : occurring as a genus under the two former, and as a species under the latter. In Parr and Young it is found also as a mere species ; the second denominating it ophthalmitis, consonantly with the common termination of the inflammatory diseases of internal membranes and organs. Yet it is difficult to say what precise description of ophthalmia Dr. Young adverts to by his *Cauma ophthalmitis*, since he merely refers us for an explanation to another genus and species in his arrangement, which he denominates *inflammatio specifica* ; under one subdivision of which he enters Dr. Cullen's ophthalmia ; as though he intended that the two should be synonymous : in which case, however, there seems little or nothing left for cauma ophthalmitis, as Cullen's ophthalmia is purposely designed to cover every inflammatory affection of the eye.



*Taraxis. Plenck.*

- ♂ *Acúta.* Extending to the lower part of the eye-ball ; sometimes commencing there ; pain burning ; tears perpetual and acrid ; intolerable head-ache.

*Chemosis. Plenck.*

2. *PURULENTA.* The internal surface of the palpebræ associating in the inflammation of the eye-ball ; copious secretion of a purulent fluid.

*Purulent Ophthalmia. Ware.*

- α *Epidémica.* The disease epidemic ; inflammation rapid and destructive ; head-ache intolerable ; often succeeded by delirium ; at times remittent.

*Ophthalmia epidemica. Wilder. Stutg. 1787. Plenck.*

*Egyptian Ophthalmia. Power. Vetch. Edmonstone.*

- ♂ *Metastática.* Apparently produced by a sudden suppression of catarrhal, blennorrhœic, or other morbid discharge. The secretion often greenish. *Swediaur.*

*Scarpa. St. Yves. Pearson. Edmonstone. Ware.*

*Ophthalmia catharrhalis. O. gonorrhœica. Plenck.*

- γ *Intermittens.* Marked by regular intermissions. Nearly allied to the epidemic variety. Probably produced by marsh miasm.

*Ophthalmia periodica. Plenck.*

- δ *Infántium.* Appearing suddenly, and without any ostensible cause, in new-born infants : the palpebræ florid, and peculiarly tumid.

*Purulent Ophthalmia of new-born children. Ware.*

3. *GLUTINÓSA.* The inflammation chiefly seated on the tarsus ; its sebaceous glands secreting a viscous and acrid fluid that glues and ulcerates its edges, and irritates the eye.

*Ophthalmia tarsi. Cull. Parr.*

*Psorophthalmia. Plenck. Ware.*

*Oculi palpebrarum scabies pruriginosa. Castell.*

*Augenlieder fleckte. G. See Janin. Uber das Auge.*

4. *CHRÓNICA.* Eye weak and weeping after the inflammation

The term in the present arrangement is used in its limited sense, as importing inflammation accompanied with local pain. It might perhaps have been placed as a species under *EMPRESMA*, in which case it should have been written *ophthalmitis* : but it has various characters peculiar to itself, as well in regard to its symptoms as to the seat of the organ, which seem to entitle it to the rank of a distinct genus, and it is thus arranged accordingly.



has ceased; redness permanent, increased by slight causes.

Lippitudo. *Auct. var.*

Ophthalmia chronica. *Auct. Alior.*

Remed. *Arab.*

Zyger-augen. *G.*

Chassie. *F*

Blair-eye. *Lippitude.*

Often a relic or sequel of the preceding varieties; and best relieved by gentle stimulants and astringents, as cold water, solutions of camphor, zinc, alum, lead; slight illinations of French brandy, laudanum, or the nitric oxyd of mercury in the form of an ointment.

Sometimes the eye assumes a general redness without pain, which is the ophthalmia *indolens* of Richter, Janin, and Gendron. See *Richter*, Chirargische Bibliothek, Band i. stück. 4. *Gendron*, Traité des maladies des Yeux, tom. ii. p. 38. Paris, 1770.

Ophthalmia is also occasionally found as a symptom in catarrh, scrophula, syphilis.

## GENUS IX.

### C A T A R R H U S.

Inflammation of the mucous membrane of the fauces, often extending to the bronchia and frontal sinuses; in-

GEN. IX. CATARRHUS. *Kαταρροος*: "defluctio:" from *κατα* and *ρεω*, "fluo." This term, like ophthalmia, has been used in various senses and latitudes by different authors. Schneider and Hoffman show a disposition to extend it to inflammation of mucous glands in general: and Parr, enticed by such an example, has made it a genus for including not only what is commonly understood by catarrh, but the cough of old age, which he admits is without febrile action, croup, dysentery, phthisis, cystirrhœa, leucorrhœa, gonorrhœa, and one or two others. This is the widest acceptance of the term: the narrowest is that of the old pathologists, who thus distinguished between three separate terms which are now regarded by many writers as synonymous.

Si fluit ad pectus, dicatur rheuma CATARRHUS;

Ad fauces, BRONCHUS; ad nares esto CORYZA.



farcion of the nostrils ; sneezing, and for the most part a mucous expectoration, or discharge from the nose.

Catarrhus. *Hippocr. Sauv. Vog. Sag. Cull.*

Catarrhus. *Sauv. Linn. Vog.*

Rheuma. *Sauv. Sag.*

Catarrh.

1. COMMUNIS. Fever slight ; mucous discharge considerable.

Catarrhus benignus. *Sauv.*

Coryza catarrhalis. *Sauv.*

Rheuma catarrhale. *Sauv.*

Gravedo. *Cels. et Auct. Lat. Linn.*

Catarrhus à frigore. *Cull.*

Febris remittens catarrhalis. *Macbr.*

Zukam. *Ar. Pers.*

Erkältung. *G.*

Infreddatura. *Ital.*

This couplet is founded, perhaps, upon Galen's account of these affections, *De Sympt. Caus.* lib. iv. cap. iii. § 4 ; but it does not follow up the Greek distinction into all its ramifications ; for the Greek physicians, as he tells us, had also other names for the defluxion when it chiefly attacked other parts in the neighbourhood : as acinus, when the uvula was the seat of affection, antiadæ, when the tonsils, and paristhmia, when the attack was common to the fauces. For all these Celsus employs the Latin term *gravedo*, between which, however, and *coryza*, he observes that there is an evident difference. It is this difference which is endeavoured to be explained in the present system, in which *coryza* is made to import nasal defluxion without pyrexia. Celsus takes no notice of the term *catarrh*. In his day *catarrh* was changed by the Greek writers to *catastagnus*.

Sauvages has only deviated from the rule contained in the above Latin couplet, by omitting *bronchus*, and employing *catarrhus* in its stead, and *rheuma* in the stead of *catarrhus* ; so that with him *rheuma* imports a cold or febrile defluxion of the chest ; *catarrhus* the same affection of the fauces, and adjoining organs ; and *coryza* the same of the head or nostrils.

Cullen has regarded *rheuma*, *coryza*, *bronchus*, and *catarrhus*, as synonymous terms scarcely indicating varieties of the same disease. The arrangement of Dr. Cullen, however, did not allow him to place *bex*, *tussis*, or *cough* any where else ; and he has hence regarded this affection also as synonymous with *catarrh*. Here the present system differs from him, as it does likewise in separating *coryza* from the list of phlogotic affections. *Cough* is not necessarily a febrile or inflammatory disease, though it may be occasionally a symptom of such disease. *Cough*, therefore, under the Greek term *bex*, is removed with *coryza*, to class ii. PNEUMATICA, where they will



Rhume. *F.*

*Gravedo. Old Engl.*

*Cold in the Head.*

2. EPIDEMICUS. Attack sudden; great heaviness over the eyes; fever strikingly depressive; epidemic.

Catarrhus à contagio. *Cull.*

Catarrhus epidemicus. *Sawv.*

Rheuma epidemicum. *Sawv.*

*Influenza.*

For an excellent chronological table of the best writers upon the subject, from the *Cronica Meteorologica Tuscana* of 1323, by *Targioni Tozzetti*, to *Saillant*, *Tableau des Epidemies catarrhales*, see Cullen's *Synopsis*, in loco.

Catarrh is also found occasionally, as a symptom in measles, small-pox, worms, dentition, rheumatism.

perhaps be allowed to occupy more correct and natural posts than in the present place.

Dr. Crichton and Dr. Young have sunk catarrh into a *species* of inflammation or inflammatory fever; the genus of the former being somewhat unclassically denominated *phlegmasia sthenicæ*, and of the latter *cauma*. In this view of catarrh it would find its place, under the present arrangement, as a species of *empresma*. But for the reason that the author has ventured to make OPTHALMIA a distinct genus, he has also ventured to do the same with respect to CATARRHUS. It has sufficiently striking characters for its present rank; and is of too complicated a nature for a mere species.

2. *Catarrhus Epidemicus*. Dogs and horses are peculiarly subject to a violent and frequently fatal species of this disease; in most instances highly contagious or epidemic. This, among ourselves, is vulgarly known by the name of *distemper*, *snaffles* or rather *snuffles*: among nosologists it is called *catarrhus caninus*. It is a singular, and appears to be a well ascertained fact, that dogs which have undergone this catarrh never *generate* lyssa or canine madness, though they are capable of receiving it by contagion. Hence lyssa is unknown in South America, notwithstanding the prodigious number of dogs kept in many parts of it for the express purpose of eating up the flesh of the wild oxen and buffaloes that are shot for the value of their hides; and shot too in such abundance, that the atmosphere would otherwise be loaded with putrid exhalations. In South America the distemper or canine catarrh is more prevalent, and perhaps more fatal than any where else; half the dogs being supposed to die of it while puppies.



## GENUS X.

## SPARGANOSIS.

Pale, tense, glabrous, diffused swelling of a limb : great tenderness ; inflammation subcutaneous, unsuppurative.

Sparganosis. *Dioscor.*

1. PUERPERARUM. Occurring, for the most part, during the second or third week after child-birth ; limited to the lower extremity, and chiefly to one side ; exhibiting to the touch a feeling of numerous irregular prominences under the skin ; fever a hectic.

Phlegmatia lactea. *Sauv. Levret.*

Phlegmatia dolens. *Hull.*

GEN. X. SPARGANOSIS. *Σπαργανωσις* : from *σπαργω*, “to tumefy and distend :” *tumeo et distentus sum*, as rendered by Scapula. This term is taken from Dioscorides, as already observed in the note on Phlegmone mammæ. It is here designed, however, to distinguish only one of the numerous and heterogeneous diseases which Dioscorides has included under it, from a notion that all are the result of a suppression, miscombination, or misdirection of the milk. Abscess in the breast, phlegmone mammæ, is not always connected with the state of the milk ; and the present species, though usually referred to this cause, still less frequently connected, and perhaps never. The latest and best writers upon the subject, Mr. White, Mr. Trye, Dr. Ferriar, and Mr. Hull, concur in deriving the disease from lymphatic effusion, or an inflammation of the lymphatics, or of the lymphatic gland of the side affected. Probably both concur in its production, which is Dr. Hull’s hypothesis ; at the same time the fever seems to be idiopathic, and the effused lymph peculiarly thick and glutinous, constituting a critical deposit ; its increased glutinosity resulting perhaps from the tendency which the general frame at this time possesses of producing genuine milk, and milk-like or albuminous secretions in various parts of the body, as for example in the peritonæum during typhus puerperarum ; and in different parts of the hypogastrium, as described by Puzos, in his *Traité des Accouchemens*, under the name of *Dépôt laiteux dans l’hypogastre*.

That sparganosis is not dependent upon the state of the mammary organ, is obvious from its occurring in cases where there is no suppression of milk ; and from its being found equally in the weak and the strong, the lean and the corpulent, the sedentary and the active,



Anasarca serosa. *Cull.*

Ecphyma œdematicum. *A. Young.*

Ecchymoma lymphatica. *Parr.* Art. Lymphœductus.

Ischias à sparganosi. *Sauv.*

Depot laiteux sur la cuisse. *Puzos.*

Lait répandu. *F.*

Milch-streichem. *G.*

Milk-spread.

## GENUS XI.

### ARTHROSIA.

Inflammation mostly confined to the joints ; severely painful ;  
occasionally extending to the surrounding muscles.

Arthritis. *Auct. Græc.*

the young and the middle-aged, those who suckle, and those who do not. The edematous affection that takes place in the ankles afterwards is a mere sequel of the disease, dependent upon vascular debility ; and hence Dr. Cullen seems not less improperly to regard sparganosis as a species of anasarca, (anasarca serosa) than others who have regarded it as a species of milk affection. The author has, at the time of writing, a lady under his care, severely affected with sparganosis, of good natural constitution, and with a profuse flow of milk ; her age twenty-two : has lain in three weeks.

GEN. XI. ARTHROSIA. From *αρθρον*, "to articulate," whence arthrosis, arthritis, and various other medical derivations. The usual term for the genus of diseases before us, among the Greek physicians, was *arthritis*, which the author would have continued, but that, for the sake of simplicity and regularity, he has been anxious to restrain the termination *itis* to the different species of the genus *empresma*, comprising the membranous and parenchymatous inflammations ; whence arthrosia is employed in its stead, and precisely in its original extent of meaning.

Arthritis, among the Greeks, was used generically to import articular inflammations, or painful joint-tumours of every sort. Almost every sort, having, however, in recent times, been regarded as a distinct genus of diseases, it has frequently been a question to which of them the Greek term should be applied. Hence, as will appear from the different synonyms in the text, some writers have limited it to gout, others have more or less extended it to gout and rheumatism ; others again have made it embrace white-swelling ;



Arthritis. *Sauv. Parr. Art. Nosol.*  
*Articular Inflammation.*  
*Joint-ache.*

---

while a fourth class of writers, in order to avoid all obscurity and dispute, have banished the term altogether.

Now gout, rheumatism, whether acute or chronic, and white-swelling, however they may differ in various points as well of symptoms as of treatment, have striking characters that unite them into one common family or genus. Gout and rheumatism are so nearly allied, in their more perfect forms, as to be distinguished with considerable difficulty; and, in many instances, rather by the collateral circumstances of temperament, period of life, obvious or unobvious cause, antecedent affection or health of the digestive function, than from the actual symptoms themselves. Stoll maintains that they are only varieties of the same disease, *Med. Rad.* v. p. 465. Bergius, that they are convertible, *Svanne Suar om Gikt*. White-swelling, in one of its varieties, is now uniformly regarded as a sequel of rheumatism, or the result of a rheumatic diathesis: while the other variety cannot be separated from it. All these therefore necessarily form one common genus, and are correctly so arranged by Dr. Parr.

Cullen has justly observed, after Sauvages, that properly speaking there is but one species of gout, the subdivisions being mere varieties. This one species, however, he has incorrectly made a genus, and then, having entered his subdivisions under it as varieties, he has, in fact, given us no species whatever. Macbride has given us both genus and species as well as varieties; but then his species are only parallel with the varieties of Cullen, while the genus of both of them should have been a species alone. The subdivisions of Macbride, which he calls species, are simpler than those of Cullen; and the present arrangement, therefore, though it does not exactly adopt them, is in some degree guided by them. *Atonic* gout, which is the name of Cullen's second variety, might just as well include his *retrograde* gout, or third variety, and perhaps his *aberrant*, or misplaced gout, which forms his fourth.

The varieties of arthrosia hydarthrus, are taken from Mr. B. Bell's treatise on white-swelling.

From the close connexion between gout and rheumatism, Sauvages, and various other nosologists, distinguish some of the cases of disguised gout by the name of *rheumatic gout*. Mr. John Hunter warmly opposed this application, for his doctrine was, that no two distinct diseases, or even diseased diatheses, can exist in the same constitution. Yet it is singular that one of the severest illnesses that attacked his own person, and which ultimately proved to be disguised gout, *podagra larvata*, he suspected, in its outset, to be a rheumatic attack. See Sir Everard Home's Life of Mr. Hunter, prefixed to his Treatise on Blood, p. liii. compared with p. lv. The



1. ACUTA. Pain and inflammation usually about the larger joints, and surrounding muscles; often wandering; urine depositing a lateritious sediment; fever a cauma.

Rheumatismus. *Sauv. Linn. Vog. Cull.*

Myositis. *Sag. Plouquet.*

Myitis. *Cricht.*

Cauma Rheumatismus. *Young.*

Arthritis Rheumatismus. *Parr. Art. Nosol.*

Rheumatisme chaud. *F.*

Lauffende gicht. *G.*

*Acute Rheumatism.*

α Artuum. Pain chiefly felt in the joints and muscles of the extremities.

example is highly interesting and curious, as showing the singular forms which this morbid Proteus sometimes affects, and the various seats it occupies: as also that a life of temperance and activity is no certain security against its attack: for Mr. Hunter at this time had drunk no wine for four or five years, and had allowed himself but little sleep at night. The reader may turn to some very excellent observations of Mr. Hunter on this disease, in his treatise on Blood, p. 265—268.

Gout is one of the maladies which seems to have been common to England in its earliest ages of barbarism. It is frequently noticed by the Anglo-Saxon historians, and the name assigned to it is fot-adl, (foot-ail.) In the Cottonian MSS. at the British Museum, *Lib. Vitell. c. 3*, we have the following prescription, which was once regarded as a specific: "Take the herb datulus ortitulosā, which we call greata cranleac (a species of iris or flag-flower.) Take the heads of it, and dry them very much, and take thereof a penny-weight and an half; and the pear-tree and roman bark, and cummin, and a fourth part of laurel berries; and of the other herbs half a penny-weight of each, and six pepper-corns, and grind all to dust; and put two egg-shells full of wine. This is true leech craft. Give it to the man to drink till he be well."

I. *Arthrosia acuta*. One of the best tracts upon this subject is that of Dr. Haygarth's Clinical History of the Acute Rheumatism, contained in his "Clinical History of Diseases," published in 1805. It gives the fair result of a considerable extent of practice condensed into a small compass, and arranged in a tabular form, from notes taken by himself during a period of thirty-eight years. Of 470 patients, only 170 are stated to have had any fever, amounting to about a third of the whole; and hence, perhaps, the majority should rather be regarded as appertaining to the second species of the present arrangement. The tables contain a larger list of males than of females, probably from the former being more generally exposed



Veje-omefasil. *Arab.*

Said, among other curious remedies, to be relieved by the warmth and stimulus of an ants' nest; *balneum fornicarum*. See *Bourgeois*, *Hebammenbuck*, part ix. cap. 14.

6 *Lumborum*. Pain chiefly felt in the loins; and shooting upwards rather than below.

*Lumbago rheumatica*. *Nephralgia rheumat.* *Sauv.*

*Zulekkhet*. *Arab.*

*Lumbago*.

7 *Coxéndicis*. Pain chiefly felt in the hip-joint; producing emaciation of the nates on the side affected, or an elongation of the limb.

*Ischias rheumaticum*. *Sauv.*

*Ischiadum malum*. *Plouquet.*

*Huft-wehe*. *G.*

*Sciatica*.

8 *Thorácis*. Pain chiefly felt in the muscles of the diaphragm; often producing pleuritis diaphragmatica.

*Pleurodyne rheumatica*. *Sauv.*

*Pleuritis spuria*. *Boerh.*

*Kasho*, *Arab.* literally *spurious pleurisy*, as named by Boerhaave above.

2. *CHRONICA*. Pain, weakness, and rigidity of the larger joints and surrounding muscles; increased by motion; relieved by warmth; spontaneously or

to cold: they embrace persons of all ages, but the greater number are between fifteen and twenty years of age. In a considerable majority of cases the joints were the parts principally affected; in some the joints and muscles; and in a few the latter alone. The average of the pulse in the above 170 patients was 100, and the blood always exhibited the inflammatory crust, when drawn. The most successful remedy was a free use of the bark, as at first proposed by Morton, and afterwards successively by Sir Edward Hulse, and Dr. Fothergill. It is from the accurate observation of the last writer that the author has added in the definition of the disease the feature of lateritious urine.

1. 7 *A. acuta Coxendicis*. Said to be cured by a decoction of the *Linnæa borealis*. *Amanit. Acad.* vol. vii. art. 149. *Rariora Norwegiæ*. Respond. H. Tonning. 1768. This plant, which belongs to the class didynamia, order angiospermia, is found in the woods of our own country; with campanulate flowers in pairs, nodding, variegated with white and red.

The decoction appears to operate as a sedative and narcotic.



easily growing cold ; fever and swelling slight, often imperceptible.

Rheumatismus chronicus. *Auct.*

Rheumatismus vulgaris. *Sauv.*

Arthrodynia. *Cull.*

Arthritis arthrodynia. *Parr.*

Rheumatisme chronique. *F.*

*Chronic Rheumatism.*

The varieties are those of the preceding species, of which Cullen regards the disease as a mere sequel. It appears however at times to be idiopathic ; but it is often difficult to draw the line between the two.

3. **PODAGRA.** Pain and inflammation chiefly of the smaller joints ; returning after intervals ; often preceded by, or alternating with, unusual affections of the stomach, or other internal parts ; unsuppurative.

Arthritis. *Sauv. Linn. Sag. Macbr.*

Podalgia. *Dioscor.*

Podagra. *Boerh.*

Arthriticus verus. *Hoffm.*

Arthritis, podagra. *Parr.*

Podagra, arthritis. *Young.*

Nikris. *Ar. Pers. Turk.*

Goutte. *F.*

Zipperlein. *G.*

*Gout.*

4. **Regularis.** The articular pain, swelling, and inflammation considerable ; continuing for several days, often with remissions and exacerbations ; then gradually dispersing, and leaving the constitution in its usual or improved health.

Podagra regularis. *Cull. Macbr.*

*Regular fit of Gout.*

5. **Larvata.** Disguised and lurking in the constitution, and producing derangement in the digestive or other functions, with only slight and fugitive affection of the joints.

Podagra atonica. *Cull.*

---

3. *Podagra regularis.* Said to be produced by eating acid cherries. *Lentiluc. Miscell. ii. 358. Eph. Nat. Cur. Dec. iii. ann. iii. obs. 45.* Said on the contrary in the case of Linnéus to have been cured by his eating strawberries ; and this in five successive paroxysms recurring annually, each being slighter than the other ; till by



*Podagra irregularis.* *Macbr.*

*Disguised ; lurking ; atonic Gout.*

- γ *Complicata.* The disease fixing on some internal organ instead of on the joints ; or suddenly transferred from the joints after having fixed there ; producing, in the internal organ affected, debility or inflammation according to the state of the constitution.

*Podagra complicata.* *Macbr.*

*Podagra retrogada.* *P. aberrans.* *Cull.*

*Retrograde ; recedent ; misplaced Gout.*

4. *HYDARTHROS.* Tense, permanent, colourless swelling, chiefly of the larger joints ; inflammation slow, and deep-seated ; pain severe and fixt : imperfectly suppurative : fever a hectic.

*Hydarthrus.* *Sauv. Cull.*

*Arthritis hydarthrus.* *Parr. Art. Nosol.*

*Emmyxium articulare.* *Young.*

*Tumor albus.* *Plouquet.*

*Tumeur blanche.* *F.*

*Weiss-schwellen.* *G.*

*White-swelling.*

- α *Plethoricus.* Pain diffused ; swelling considerable from the first ; originating and chiefly seated in the cartilages and ligaments of the affected joint ; found principally in plethoric habits.

*Rheumatic White-swelling.* *Bell on Ulcers.*

- 6 *Strumatosis.* Pain circumscribed and shooting from a point ; swelling from a general thickening of the part ; at first inconsiderable ; originating and chiefly seated in the bone. Found principally in scrophulous habits.

a perseverance in the same fruit, the disease at length did not show itself for nearly twenty years. The story is told agreeably by M. Hedin, in the *Amœnitates Academicæ* for 1772, vol. viii. ; yet, according to the general statement of his friends, Linnæus's recovery from the first and severest attack was rather owing to the exhilaration of his spirits by the return of his pupil Kalm, with a large collection of rare and undescribed plants from America, than to the use of the strawberry. Maton's Edit. of Pulteney's Life of Linnæus, p. 103.

This supposed effect of the *fragaria vesca* on Linnæus has been often treated with pleasantry. But if it be true that on some constitutions it has occasionally acted as a poison, as is asserted in the work first quoted, there is no reason why it may not have an effect equally salutary on others.



*Scrophulous White swelling. Bell.*

"I conceive all such collections of matter to be of a scrophulous nature : they are most common in the young subject, and seldom found in the full-grown or old. *The suppuration is not proper pus, nor the swelling proper inflammation.*" *Hunter on Blood, p. 391.*

---

## ORDER III.

### EXANTHEMATICA.

#### ERUPTIVE FEVERS.

##### CUTANEOUS ERUPTIONS ESSENTIALLY ACCOMPANIED WITH FEVER.

The term exanthemata among the Greeks imported cutaneous efflorescences or eruptions *generally*. It has since been limit-

---

ORDER III. EXANTHEMATICA. From ἐξανθεω, "effloresco," "per summa erumpo." It is in the last of the above significations that exanthema has been employed by Dr. Willan, in his valuable and well-known work on *Cutaneous Diseases*, who uses it as merely synonymous with *Rash*, and defines it an eruption "of red patches on the skin, variously figured, in general confluent, and diffused irregularly over the body, leaving interstices of a natural colour. Portions of the cuticle, he continues, are often elevated in rash so as to give the sensation of an uneven surface. The eruption is usually accompanied with disorder of the constitution, and terminates in a few days by cuticular exfoliations.

This, so far as the writer of these pages is acquainted, is altogether a new definition of the term: it applies admirably to the English *rash*, but why *rash* and *exanthema* should be regarded as strictly parallel and synonymous, and equally limited in their meaning, seems not a little difficult to determine. Dr. Willan admits the term to have been used upon a much broader scale by the Greek physicians, whom he has quoted against himself, while he does not always continue strictly true to his own views: for after having, in his table of definitions, characterised rash or exanthem as distinct from *psfula* and *wheel*, he employs it as the name of an order embracing diseases distinguished by both these appearances. Exanthema, till the publication of his work, however explained in other respects, had uniformly been regarded as indicative of a class, order, or family of diseases, of which *rash*, red cutaneous irregular patches, constituted a single division. If *rash*, as suspected by Dr.



ed to express cutaneous eruptions, *accompanied with fever*, a boundary assigned to it by Sauvages, Linnéus, Vogel,

Johnson, be a corruption of *rush*, it may possibly, on its first use, have been employed coordinately with exanthema in the general sense of *eruption*; but we have no knowledge that it was ever so employed; while its derivation, as thus traced, however ingenious and probable, is altogether a matter of conjecture. As far back as we can follow up the use of the term by medical writers, rash has uniformly imported a particular species of eruption, while exanthema has, at least for centuries, perhaps always, expressed eruptions in general, or at least eruptions in general accompanied with fever.

Dr. Parr, in the article of his Dictionary, *Cutanei Morbi*, approves so highly of Dr. Willan's arrangement and definitions, as to bestow much pains in correcting what he believes to form its only imperfection, namely, the want of a classific division of the pyretic and the apyretic affections. Yet with that singular versatility of opinion which, in the midst of great merit and ingenuity, so frequently marks the progress of his work, he abandons, in his article *Nosology*, both Dr. Willan and his own improvement of Dr. Willan; relinquishes Dr. Willan's definitions, and in many instances his arrangement; and once more employs exanthema in the general sense of eruptive fevers, both specifically contagious and the contrary.

In this common sense of the term it is adopted in the present system. Dr. Cullen in his note on exanthemata, thinks it worth considering whether the word should not be limited to eruptions (he does not say *fevers*) produced alone by specific contagion: "*eruptiones à contagione specifica ortæ.*" "In which case," continues he, "eruptions destitute of such contagion, and depending on a particular state of fever alone, certainly cannot be ranked among the genuine exanthemata." He has hence omitted *petechia* (*petechia*, as it should be spelt, if retained at all,) and doubts whether he ought not to have omitted *miliaria* and *aphtha*. "Again," says he, "since the exanthemata are, for the most part, contagious, and occur only once in the course of a man's life, it seems perfectly fitting that these should be distinguished from the uncontagious eruptions which occur, or may occur repeatedly within the same term of time: and hence there is but little reason for arranging variola and erysipelas in the same order. And since, moreover, the eruptions of certain diseases are not always of an identic form, nor always make their appearance, and especially on the same day of the disease, it may be well doubted whether diseases of *this* sort should be ranked among the exanthemata; and I am hence undecided whether pestis should be carried to the order of exanthemata or of fevers."

There is, perhaps, somewhat too much nicety in these remarks, and it is well that Dr. Cullen did not attempt to regulate himself by them in his nosological arrangement, which, in consequence how-



Sagar, Macbride, Cullen, and various others : and it has still more lately been attempted to be fettered within a

ever, is at variance with his definition : for they would have completely taken him from that simplicity which is the characteristic merit of his method, and involved him in inextricable perplexity. If all diseases produced by specific contagion were eruptive, the term exanthemata might be properly enough applied to, and limited by, them ; but as this is by no means the case, there is no more ground for making specific contagion essential to exanthems, than for making exanthems essential to specific contagion, the absurdity of which last idea must be obvious to every one. In reality, fever, eruption, and contagion, have no necessary or natural connexion with each other. Each may exist separately, or in any mode of conjunction with the rest ; and an union of the two former, of fever and eruption, is sufficient to characterise an order which may be correctly distinguished by the name of exanthems, whether contagion be combined with them or not. Such combination, or the absence of it, might be a good feature for a subdivision of the order, if it were necessary, but it is not called for, in laying down the broad outline of an order itself. *Petecchia*, in Dr. Cullen's system, is proscribed with great propriety from the list of exanthems ; not because such an affection is uncontagious, but because it is a mere symptom of diseases of various kinds, both febrile and infebriate ; a simple deposition of blood, from vascular debility or a dissolved state of the sanguineous fluid, and not a specific eruption of any sort.

There seems as little reason, in laying down the character of exanthemata, for considering whether the diseases the term is intended to include occur once or more than once in the course of a man's life. This is a part of physiology still considerably open to inquiry, and in which we have hitherto made but little progress. We frequently see in inflammations or simple cutaneous eruptions, that a part which has undergone a particular action, as in the different species of erythema, is no longer excitable by the virus that produced such action, and returns to a state of health, while the adjoining part, which has hitherto remained unattacked, is open to its influence. We perceive the same common fact in a variety of diseases that assault the system generally : and especially in the order of eruptive fevers in whatever sense we use the term. When the constitution has once submitted to their influence, a change has been made in it, which renders it, for a considerable period of time, far less susceptible of such influence than antecedently ; so that, upon an equal exposure to the morbid cause, fresh persons always become more readily affected than the person who has lately recovered from its operation. So long as this change or effect produced upon the constitution continues, the disease is incapable of returning, the system being insusceptive of its influence. But we know little of the nature of this change, and not much of the term of time to which it extends. We see evidently, however, that in some



narrower circle, sometimes by confining it to eruptive fevers produced by *specific contagion*, whatever be the cha-

diseases the impression is more fixed, and the term of time more extensive than in others. And hence, while recovery from the plague emancipates for only a short period, recovery from the scarlet fever emancipates for a much longer; and recovery from the small-pox and measles for a term of time equal to the whole of life; so that, generally speaking, such diseases, as well as numerous others that produce an impression of equal duration, are only undergone once in the course of a man's existence.

Such is the variation of power evinced by different diseases: and we see a similar variation evinced by different constitutions. Some are naturally so little susceptible of a particular contagion as never to be affected by it, though often or continually exposed to its influence; others to be but slightly susceptible of it, and hence to pass through the disease with comparative facility, even under unskilful treatment, or other unfavourable circumstances: while a third kind, from a strong natural susceptibility, suffer severely even under the most judicious advice and treatment. It is on this account that some persons never have the small-pox, even when inoculated for it, or directly exposed to its atmosphere; that others have a crop of not more than ten or twelve pustules with little fever, during the natural disease; and that others again are seamed and scarred with it from head to foot. And hence the reason why this and several other diseases, that commonly never occur oftener than once in the course of a man's life, are occasionally traced twice or even three times in the same individual. For the more rooted the natural propensity to a disease, the less durable the change and immunity purchased by a single attack, and the sooner the system returns to its natural susceptibility and predisposition. On which account we shall perhaps find, without a single exception, that wherever the small-pox has occurred a second time, it has been in persons who have had it with great severity in the first instance.

There are some fevers, again, and perhaps the greater number, that produce no change of any kind upon the constitution in regard to general susceptibility, leaving it in this respect precisely as they found it. While there are others, again, that, by a single attack, introduce a habit of repetition, and thus render it *more* instead of *less* susceptible of the same complaint, and open to the same influence: a remark which particularly applies to intermitting fevers, or those produced by marsh-miasm; to which the oftener a patient has been a victim, the more deeply, and especially on a recurrence of the same season or other circumstances, he is predisposed to their assault again.

This is perhaps the whole we are acquainted with in regard to the general law of morbid recurrence. We behold a striking difference both in different diseases and in their influence upon dif-



racter of the efflorescence: and sometimes by restraining it to the *character* of the efflorescence alone, with little attention to its being connected or unconnected with fever.

ferent constitutions; but we know nothing of the cause of this difference in either case. And whilst, therefore, such differences continue, and more especially whilst we are thus ignorant of their causes, it seems altogether superfluous, and would perhaps be incorrect, to limit the definition of exanthemata by a character which, in a considerable degree, eludes all inquiry, and which is perpetually shifting its form both in different and even in the same species of diseases, as influenced by different idiosyncrasies.

In the ordinal definition of exanthematica, therefore, the author has found it necessary to deviate from Dr. Cullen, as he himself has deviated from it in the list of his genera; and to fall back upon the wider latitude of Sauvages, Linnéus, and Sagar. In Cullen, the ordinal character runs thus: "*Morbi contagiosi; semel tantum in decursu vitæ aliquem afficientes; cum febre incipientes; definito tempore apparent phlogoses, sæpe plures, exiguæ, per cutem sparsæ:*" while the order itself is made up of diseases, to some of which the first feature does not apply, to others the second, to others the third; and to many of them several of these features collectively. The definition of Sauvages is as follows: "*Eruptiones cutaneæ cum pyrexia, sæpius malignâ, quandoque lentâ:*" of this the first half is alone sufficient; the second being superfluous, and perhaps incorrect. On this account the character of Linnéus is an improvement, "*Febris cum efflorescentiâ cutis maculatâ.*" Here *maculata* might conveniently be omitted; it is not wanted, and the feature is sometimes not found, as in those cases of scarlet fever in which the redness constitutes a diffused and universal flush. Sagar, however, has copied it with a very unnecessary addition of other symptoms, some of which do not always exist, and the whole of them never collectively; "*febris cum efflorescentiâ cutis variâ, maculosâ, pustulosâ, phlyctænoideâ et astheniâ.*"

The author will only add, that under the Linnéan school there appears to have been a strong and general tendency to ascribe all kinds of contagion, whether febrile or unfebrile, and indeed a multitude of other disorders, to an animalcular origin: a tendency derived partly from the opinions of earlier writers, and partly from the remarks of contemporaries. One of the fullest articles upon this subject occurs in the *Amenitates Academicæ*, Vol. V. from the pen of M. J. C. Nyander, to which, as well as to the general subject it embraces, the author has already adverted in the note on Helminthia, Class I. Ord. II. The reader, who is desirous of unfolding this theory further, may consult Plenciz, and particularly the preface to his works, and the second volume of Schaeffer's *Versuche*. But this is to take too narrow a view of the subject, as well as an erroneous one. Without inquiring how far contagious miasms may be possessed of



It is in the second and more popular of these significations that *EXANTHEMATICA* is employed as the name for the present order.

## GENUS I.

### ENANTHESIS.

Eruption of red, level, or nearly level patches; variously

vitality, we see abundant proofs that they are equally derived from an animal, vegetable, and chemical source; or rather that they consist chiefly of animal and vegetable elements decomposed by putrefaction, or other cause of disintegration, and chemically recombined in a new and active mode; obtaining by such recombination a power of producing disease in some instances by contact, or close approximation; in others by infection, or through the medium of the atmosphere.

GEN. I. ENANTHESIS. From *ev*, *in*, *intra*, and *ανθω* *floreo*; “efflorescence from internal affection;” and hence opposed to *exanthésis*, (*εξανθησις*), which in the present system constitutes a genus under Class VI. Ord. III., and comprises such efflorescences as are merely superficial or cutaneous, and not necessarily connected with internal or constitutional affection. Enanthesis is here therefore used to express fever accompanied with rash; the word rash being employed in the broader sense in which it is adopted by Dr. Willan, in his third order, compared with the explanation given in his fifth definition; as importing red, irregular, confluent patches, whether simple, as in the case of scarlet fever, or compounded of papulæ or of wheals, as in the case of measles and nettle-rash.

This arrangement reduces the genera of Sauvages and Cullen to species, and their species to varieties. In Macbride they are already reduced in the same manner, as are the species in Willan; who, indeed, continues the term genera, but incorrectly, as the link of species is wanting in his method; and who for the most part expressly calls these subdivisions, varieties.

1. *Enanthesis Rosalia*. Sauvages and Cullen, who has copied Sauvages's definition, represent the efflorescence as not appearing till the *fourth* day after the attack: Dr. Willan, more correctly as it has corresponded with the author's own practice, affirms that it appears “usually on the second day.”

The small-pox, measles, and scarlet-fever, seem equally to have been derived from the east; and for the earliest descriptions of them we must turn to the writers of the Saracenic schools, particularly those of Cordova. It is singular, however, that as the mea!



figured ; irregularly diffused ; often confluent ; terminating in cuticular exfoliations.

*Rash Exanthem.*

1. ROSALIA. Rash a scarlet flush, appearing about the second day on the face, neck, or fauces ; progressively spreading over the body ; and terminating about the seventh day : fever a typhus.

sels were for a long period confounded with the small-pox, so the scarlet fever was, for an equal length of time, confounded with the measles : and hence it is difficult in one instance, to determine what is the precise variety of disease referred to by Avicenna, Haly Abbas, and Rhazes ; all seem occasionally to allude to the scarlet fever, but we are not sure that they mean it.

It is on this account that the earliest names for these diseases are of Saracenic, or rather of Cordovan origin, as *variola*, *rubeola*, or rather *rubiola*, and *rosalia*. Of these the first is derived, not as is usually and most absurdly supposed, from the Latin *varius*, but either from the old Spanish, *vario*, "a pock or pimple," or from the Spanish diminutive *virúclas*, importing small-pox at the present moment, and evidently derived from the Latin *virus*, first latinized into *virúola*, and afterwards changed or corrupted to *variola* ; in Italian *vajuolo* in which the *u* is retained ; as though *virus* was the radix. The second term is a direct diminutive from the Spanish *rubio*, "red, or ruddy ;" and was originally written and pronounced *rubíola*, though long since changed to *rubéola*, as more consistent with the Latin. The third is, in like manner, a Spanish diminutive from *rosal*, the *rose-tree*, so denominated from the colour of the efflorescence. This term in the south-east of Italy was soon afterwards exchanged for *rossalia*, from *rosso*, "red or blushful ;" and appears still later, probably in order more accurately to distinguish the peculiar tint of the red, to have yielded to *scarlatina*, "scarlet rash or scarlet fever." While as the two diseases of measles and scarlet fever, as just observed, were for a long time confounded with each other, *rosalia*, *rossalia*, and *rubeola*, were used indiscriminately for both. *Morbilli* or *morbillo*, in like manner a Spanish diminutive, has perhaps been the more common name by which measles have been distinguished till within the last half century ; and hence this, also, has been equally applied to scarlet fever, and down to as late a period ; for, even in our own country, we not only find the two diseases, in many of its varieties, united by Morton, but by Sir William Watson. So *rougeole*, which, among the French writers, is the common name for measles, imported also at one time scarlet fever ; and this so generally, that when physicians became at length sensible of the difference between the two maladies, and it was necessary to establish distinct terms, we learn from Cheveneau, that among the Marseillois *rougeole* was at first appropriated to the scarlet fever, while the measles were denominated *seneftion*. "Vulgus Massiliæ



Rosalia. *Auct. Hisp.*  
 Rossalia. *Ingrass et Auct. Neapol.*  
 Purpura. *Schulz. Junck.*  
 Scarlatina. *Auct. Ital. et. Angl.*  
 Typhus scarlatinus. *Cricht.*  
 Febris rubra. *Heberd. Comment.*  
 Scharlachaußschlag. *G.*  
 Fièvre rouge. *Fievre scarlatine. F.*  
 Scarlet fever.

May possibly be alluded to by Avicenna, as suggested by Dr. Willan under the name of *silhemake*, but the description is too short, and at the same time too loose to determine. *Hemak* is applied by the Arabic writers to red efflorescences generally, whether papular or pustular; and is hence rendered by Meninski, from Wankulus, “*varioli, vel exanthemata iis similia*.” *Hemak*, in gardening, signifies the beet-plant (*beta vulgaris*,) in physiology, mental derangement; and the term may, in the present instance, have been used by Avicenna, on account of the *colour* of the eruption, or the *violence* of the attack, as producing delirium.

---

distinguit rubiolam à morbillis; hos vocantes *senefion* et illam *rouge-ole*, in quâ non sunt pustulæ, sed magnæ tantum aræ, in modum erysipelatis rubentes.” *Obs. Med.* p. 454.

It is said by some that *scarlatina* was first employed by English writers as a name for scarlet fever: but this can only mean that it was first employed technically or generically; for the word, which is an Italian diminutive, reached us, like *influenza*, from the Levant, where it was in vulgar use as a synonym of *rosalia* and *rossalia* long before it found its way into English nosology. It is a term, however, so barbarous and unallied to both Greek and Latin, as well in its origin as in its termination, that no good writer of any country has ever been able to tolerate it; and it is matter of no small wonder that it should hitherto never have given way to the original name of *rosalia*, of genuine Latin derivation, and with a more classic close.

Morton had so mortal an aversion to the term, that he preferred the error of blending scarlet fever with measles, and of arranging the varieties of the two diseases under the common generic name of *morbilli*, to employing *scarlatina*. De Haen appears to have had nearly as great a dislike to it: “*Nomina morbi*,” says he, “*varia, erronea sæpe, ineptaque, quibus eum medici quondam appellarunt, laudatis in scriptoribus invenire est, Scarlatinæ nomine, barbaro satis, à colore panni vulgò sic appellati, mutuato, civitateque, ut videtur, in arte donato.*” *Med. Contin.* tom. i. cap. vii. Dr. Huxham for a long time eluded the term by using *febris miliaris rubra*,



α Simplex. Fever moderate, and terminating with the rash : little prostration of strength ; slightly contagious.

Scarlatina simplex. *Cull. Willan.*

Scarlatina febris. *Sauv. Sydenh.*

Scarlatina benigna. *Macbr.*

β Paristhmatica. Fever severe ; throat ulcerated ; rash later in its appearance and less extensive ; often changing to a livid hue ; highly contagious.

Scarlatina anginosa. *Sauv. Withering. Willan.*

Scarlatina cynanchica. *Cull.*

Scarlatina maligna. *Macbr.*

The s. maligna of Willan is perhaps the same variety in its worst degree ; and is hence included in it by the other nosologists quoted above.

2. RUBEOLA. Rash in crimson, stigmatised dots, grouped in irregular circles or crescents ; appearing about the fourth day, and terminating about the seventh ; preceded by catarrh : fever a cauma.

Rubeola. *Auct. Hisp. Sauv. Sag. Cull.*

Morbilli. *Sydenh. Morton. Junck. Macbr.*

Febris Morbilloza. *Hoffm.*

Typhus morbillosus. *Cricht.*

Phœnicismus. *Plouquet.*

Hasbet. *Avicenn.* From (hasb) "erumpere." The Turkish writers call it kyzamak, and the Persian serukje, literally *rubor*.

Kindsflecken. *G.*

Rougeole. *F.*

*Measles.*

α Vulgaris. Rash slightly prominent, extending over the mouth and fauces ; harsh, dry cough ; inflamed, watery eyes. Occurring once only in the course of a man's life : contagious.

---

or *maligna*, for some of the varieties of scarlet-fever, and *febris anginosa miliaris* for others ; and Dr. Heberden has still more lately employed *febris rubra*. Willan continues *scarlatina*, but thinks it necessary to apologize for its continuance. "The denomination *scarlatina*," says he, "was first applied to this disease by British writers : however offensive the term may be to a classical ear it cannot well be displaced, having found admission into all the systems of nosology. Another age will correct and refine the language now used in subjects untouched by the fathers of physic." Whether that age have yet arrived remains to be proved ; but the present work shall not be without an attempt, however feeble, to



*Rubeola vulgaris.* Sauv. Cull. Will.

*Morbilli regulares.* Sydenh.

See *Rhazes* ad *Almans.* tom. v. cap. 28.

- 6 *Spúria.* The rash running its regular course with little fever or catarrhal affection; affording no certain security against the common or regular disease.

*Rubeola sine catarrho.* Will.

- 7 *Nígra.* The rash about the seventh or eighth day assuming suddenly a black or livid hue, interspersed with yellow; prolonged in its stay; and accompanied with increased languor and quickness of pulse.

*Rubeola nigra.* Willan.

"There is no sufficient ground or authority for the distinction of *rubeola variolodes* made by Sauvages." Willan.

3. *URTICARIA.* Rash in florid, itching, nettle-sting wheals; appearing about the second day; irregularly fading and reviving, or wandering from part to part: fever a mild epanetus.

*Urticaria.* Cull. Willan.

*Uredo.* Linn.

*Scarlatina urticata.* Sauv.

*Febris urticata.* Vog.

*Purpura urticata.* Junck.

*Benat-allil* (*Arab.*), literally "Offspring or daughters of the night."

hasten its appearance. And on this ground, and not from any love of change for the sake of change alone, the author ventures to revive the more ancient and elegant name of *rosalia* at the expense of a term which, though in common use, is in common disapprobation.

1. 6. *E. Rosalia Paristhmítica.* The term *paristhmítica* is here preferred to *anginosa* and *cynanchica*, for the reason that *paristhmitis* is preferred to *angina* and *cynanche* in the preceding order, Gen. VII. Spec. 4. to the note on which the reader may turn.

2. *Enanthesis Rubéola.* Originally, as already observed, written *rubíola*, a Spanish diminutive from *rubio*, "red;" and afterwards latinized to *rebéola*, as though derived from "*rubeo*, *rubeus*, *ruber*." See the note on *Rosalia*.

2. 7 *E. Rubeola Nigra.* Cullen, probably from complaisance, has copied *rubeola variolodes* into his list, but with a doubt of its correctness. It is singular, however, that he should add that this prominent or papulated variety is called in Scotland "the nirles:" a term which, according to Willan, is also applied both in Scotland and the



Brennesselausschlag. G.

Fievre ortiée. *De Meyzerey*. Malad. des Arm.

*Nettle-rash.*

## GENUS II.

### EMPHLYSIS.

Eruption of vesicular pimples filled progressively with an acrid and colourless, or nearly colourless fluid; terminating in scurf or laminated scabs.

*Ichorous Exanthem.*

1. MILIARIA. Vesicles scattered over the body; of the size of millet-seeds; transparent red; afterwards milky: preceded by a pricking sensation, sighing, anxiety, and sour sweat.

*Miliaria. Linn. Cull.*

border counties of England to herpes miliaris. See Will. *Rubeol.* p. 238: Perhaps rather to h. exedens.

GEN. II. EMPHLYSIS. From  $\epsilon\mu$ , pro,  $\epsilon\nu$ , "in, intra," and  $\phi\lambda\upsilon\sigma\iota\varsigma$ , "a vesicular tumour or eruption."  $\epsilon\kappa\phi\lambda\upsilon\omega$  is usually employed among Greek writers nearly in the same sense as  $\phi\lambda\upsilon\omega$ ; in the present system it will be found employed somewhat more strictly, and in opposition to  $\epsilon\mu\phi\lambda\upsilon\omega$ ; so that, while *emphlysis*, from the latter, imports an eruption of vesicles, whether large or small, produced by, or accompanied with, *internal and febrile affection* essentially connected with it; *ecphlysis*, from the former, imports an eruption of vesicles simply cutaneous or *superficial*: or if, in a few varieties combined with internal affection, not necessarily or essentially associated. See, for the use of *ecphlysis*, the note on Cl. VI. Ord. III.

1. *Emphlysis Miliaria*. This species, from the minuteness of its vesicles, treads close upon the general complexion of the genus *exanthema*, and during its red appearance is often called a *rash*. By Linnéus and Parr (art. Nosol.) it is hence defined nearly in the same terms as *rubeola*, so far as relates to the eruption; and at Leipsic in 1650, where it is said to have been contagious or epidemic, was unquestionably mistaken for *rosalia* or scarlet fever. *Schacher*, de Febre acuta exanthematica. Lips. 1723, in Haller. Disp. Med. tom. v. sect. 175. *Welsch*, Hist. Med. in Hall. tom. v. sect. 174. It is not often, however, communicable; and in the present day is seldom found in any form, except as a symptom of some other disease:



Miliaris. *Sauv. Sag.*

Febris miliaris. *Vog. Webster.*

Exanthema miliaria. *Parr.*

Synochus miliaria. *Young.*

Purpura. *Hoffman. Allion. Tract.*

Friselblattern. *G.*

Miliaire. *Millot. F.*

*Miliary fever.*

The two varieties, as they have been often called, of *m. rubra* and *m. alba*, seem to be only different stages of the disease. The vesicles are at first red from the colour of their under surface or inflamed base, being transmitted through the transparent pellicle; they are afterwards opake and milky from absorption of the more attenuate part of the fluid or from some other change.

Found, occasionally, as a symptom in fevers of different descriptions, both inflammatory and putrescent; chiefly in typhus puerperarum.

2. APHTHA. Vesicles granular, roundish, pearl-coloured; confined to the lips, mouth, and intestinal canal; terminating in curd-like sloughs; occasionally with successive crops.

Aphtha. *Sauv. Linn. Sag. Boerh. Cull.*

Febris aphthosa. *Vog.*

Pemphingodes. *Gal. Finit. Med.*

Pustulæ oris. *Haly Abbas.*

Typhus aphthoidéus. *Young.*

Mundschwämchen. *G.*

Aphthes. *F.*

*Thrush.*

though the author has at this moment a clear and well-marked instance of it, as an idiopathic affection, in a young gentleman of thirteen years of age. The vesicles are very numerous, though distinct: they were at first red, and are now milky white: the fever has been considerable. The disease takes its name from *milia*, "millet-grains," from the resemblance of its vesicles to the seeds of this plant in size, and, when matured, in colour. The eruption appears at an uncertain period after the introductory fever has commenced. Darwin II. i. 3. 12, mentions a variety of this disease "produced by the warmth, and more particularly by the stimulus of the points of the wool in flannel or blankets applied to the skin, which by cool dress, and bed-clothes without flannel, has soon



α *Infantum.* Appearing in infants soon after birth; and often extending from the mouth to the intestinal canal; mostly with slight febrile symptoms, and white sloughs.

*Aphtha infantum.* Cull.

*Aphtha lactucimen.* Sauv.

*White-Thrush.* Sometimes contagious. See *Baulin Von Erkältung der Kinder.*

ς *Maligna.* Accompanied with great debility of vascular action; usually ascending from the pharynx into the mouth; sloughs black; fever a typhus.

*Aphtha maligna.* Sauv.

*Black-Thrush.*

Found frequently in old age; and, as a symptom, in low fevers and cachexies.

3. *VACCÍNIA.* Vesicles few or a single one; confined to the part affected; circular, semitransparent, pearl-coloured; depressed in the middle; surrounded with a red areola.

α *Nativa.* Vesicles on the hands, or such parts as have been in contact with the affected udder of a cow; of a bluish tint; the fluid at first limpid; afterwards opaque, and purulent; often with enlargement of the axillary glands, and considerable fever.

*Natural Cow-pox.*

A prophylactic against the small-pox.

ς *Spúria.* Vesicles less uniformly circular; purulent from the first; without bluish tint; with little or no central depression.

*Spurious Cow-pox.* Jenner.

Affords no security against the small-pox.

ceased;" to which he gives the name of *miliaria sudatoria*. It is perhaps rather a variety of *intertrigo*.

2. *Empihlysis Aphtha.* Ἀφθαί: from ἀπτω, "accendo." This eruption, like the preceding, is now generally admitted to consist of minute vesicles containing a whitish or milky fluid when matured. Hence Sauvages describes the disease as "*eruptio phlyctenarum, interiorum oris superficiem occupantium*;" adding, that like the last species, the efflorescence bears a resemblance to millet-seeds—"elevatio epithelidis instar grani milii." In like manner Sagar: "*cognoscitur aphtha phlycthenis linguæ, faucium, oris superficiem occupantium.*" To which he adds, that in its third or mature stage, "*elevantur papulæ seu maculæ in phlycthenas miliares, quæ pro-*



✓ *Insérta*. Produced by inoculation; vesicle single, confined to the puncture; cellulose; bluish-brown in the middle; fluid clear and colourless to the last; concreting into a hard, dark-coloured scab after the twelfth day.

*Variola vaccina*. *Jenner*.

*Vaccina*. *Willan, et Aut. Var.*

*Exanthema Vaccina*. *Parr.*

*Synocha Vaccini*. *Young.*

*Inoculated Cow-pox.*

δ *Dégener*. Produced by inoculation; vesicle amorphous, or uncertain; fluid often straw-coloured, or purulent; areola absent, indistinct, or confused with the vesicle: scab formed prematurely.

*Degenerate Cow-pox*. *Blane*. “*Evidence before the House of Commons.*”

Affords little or no security against the small-pox.

4. *VARICELLA*. Vesicles scattered over the body; glabrous; transparent; pea-sized; in successive crops; pellicle thin; about the third day from their appearance, bursting at the tip, and concreting into small puckered scabs, rarely leaving a cicatrix.

*Varicella*. *Cull. Plenck. Heberden.*

*Exanthema Varicella*. *Parr.*

*Synochus Varicella*. *Young.*

*Unachten kindspocken*. *G.*

*Verole volante*. *F.*

*Chicken-pox.*

α *Lentiformis*. Irregularly circular; flattened at the top; fluid at the first, whitish, afterwards straw-coloured.

*Lenticular Chicken-pox*. *Willan.*

*babiliter sunt eadem cum miliaribus cutis;*—“the papulæ or specks are raised into *miliary vesicles*, and are probably the same as in the miliary eruption of the skin.” These observations are sufficient to indicate not only under what genus *aphtha* should be placed, but its particular station in the arrangement of the specific series; and that it should immediately follow *miliaria*, with which, for reasons already offered, the genus ought to open.

4. *Emphthysis Varicella*. *Varicella*, like *variola*, is of Spanish origin; and derived from the Saracen writers of Cordova, *variz*, a superficial or cutaneous tumour, producing as its diminutive, *vari-*



*Common Chicken-pox.*

- 6 Conifórmis. Vesicles acuminated : fluid pellucid throughout.

Conoidal Chicken-pox. *Willan.*

Pemphigus variolodes. *Frank.*

Variola lymphatica. *Sauv.*

Hydrachnis. *Cusson.*

Verolette. *F.*

Ravaglio. *Ital.*

Swine-pox. *Water-pox.*

- 7 Globularis. Vesicles globular and larger ; fluid at first whey-coloured, afterwards yellowish.

*Hives.*

The varieties are sometimes intermixed ; and the fluid in a few of them occasionally approaches to a purulent appearance : whence in various instances they have been mistaken for the small-pox.

5. PEMPHIGUS. Vesicles scattered over the body ; transparent ; filbert-sized ; with a red, inflamed edge, but without surrounding blush or tumefaction ; on breaking disposed to ulcerate : fluid pellucid or slightly covered : fever a typhus.

Pemphigus. *Sauv. Sag. Cull. Macbr.*

Morta. *Linn.*

Febris bullosa. *Vog. Selliger.*

Typhus vesicularis. *Young.*

Blasenausschlag. *G.*

Fièvre vesiculaire. *F.*

Vesicular fever. *Bladdery fever.*

- α Vulgáris. Vesicles appearing on the second or third day, occasionally not till the fifth or sixth ; in successive crops ; often extending over the mouth and

*zella*, easily latinized into *varicella* : the Latin radical of both being perhaps *varus*, or pimple.

5. *Emphlysis Pemphigus*. From *πεμφιξ* (pempnix) "flatus, bulla;" and hence *inflation*, *bladder*, *bubble*. The idea of flatulence, however, is seldom connected with this disease in modern medicine, though very generally in ancient. The term, in the sense in which it is now generally understood, was perhaps first employed by *Sauvages* ; and has since passed into common use. It is still doubted by many whether pemphigus is entitled to be considered as a distinct and idiopathic disease ; and whether all its varieties and modifications may not resolve themselves into certain peculiarities of



intestinal canal ; fluid, on bursting, yellowish ; some of the vesicles livid, with a livid base.

*Pemphigus major.* *Sauv.*

*Pemphigus vulgaris.* *Willan.*

*Febris vesicularis catarrhalis.* *Delii.*

- 6 *Glandularis.* Preceded by tumefaction of the neck and throat : vesicles chiefly seated on the fauces and conglobate glands : occasionally producing abscesses : highly contagious.

*Pemphigus Helveticus.* *Sauv.*

*Pemphigus contagiosus.* *Willan.*

- 7 *Infantum.* Vesicles irregularly oblong, with livid edge, and commonly flattened tops ; appearing successively on different parts of the surface, in infants a few days after birth : fluid ; on breaking purplish.

*Pemphigus infantilis.* *Willan.*

Found also, occasionally, as a symptom in one or other of its varieties, in erysipelas, typhus, plague, and other depressing fevers.

6. **ERYSIPELAS.** Vesication diffuse ; irregularly circumscribed ; appearing on a particular part of the body, chiefly the face, about the third day ; with tumefaction and erythematic blush ; fever usually accompanied with sleepiness, often with delirium.

erysipelas, or pompholyx, the latter of which consists of similar vesicles or bullæ without fever, or mere symptoms of typhus or plague. Dr. Cullen seems to have been of the last opinion at the moment of drawing up his definition : but the fourth edition of his synopsis contains a subjoined note which intimates that his opinion was altered in consequence of his having seen a patient, shown him by his excellent colleague F. Home, and who was labouring under this disease as an idiopathic affection at the time. And when to this instance we add the authority, not merely of the earlier writers, Bontius, Seliger, and Langhans, but of Withers, Dickson, Christie, Ring, and Braune (*Über den Pemphigus*, Leips, 1795,) it would be unpardonable not to allow it a distinct place in a general system of nosology.

The varieties run parallel with those of Dr. Willan, though not exactly taken from him.

6. *Emphlysis Erysipelas.* For the distinguishing characters of erysipelas and erythema, see the note on Erythema. Sauvages has made shingles (*herpes Zoster*) a species of erysipelas, which in his



Erysipelas. *Sauv. Linn. Sag. Cull.*

Febris erysipelatos. *Sydenh. Macbr.*

Febris erysipelacea. *Hoffm. Vog.*

Hemret (*Arab.*), literally *rubedo*.

Rothlauf. *G.*

Erysipele. *Feu de St. Antoine. F.*

*Erysipelas. St. Anthony's Fire.*

α *Locale.* Limited to a particular part; the cuticle raised into numerous aggregate distinct cells; or the cells running into one or more blebs or large blisters.

β *Erraticum.* Travelling in successive patches from part to part; the former patches declining as new ones make their appearance.

---

### GENUS III.

### EMPYESIS.

Eruption of phlegmonous pimples; gradually filling with a purulent fluid; and terminating in thick scabs, frequently leaving pits or scars.

*Pustulous Exanthem.*

---

nosology is a genus; and Dr. Cullen has followed his steps. This is erroneous; shingles is a mere variety of herpes, a cutaneous affection, unaccompanied with fever as a necessary symptom, and consequently not an exanthem. Its proper place is in Class VI. Order III.

The grammarians have usually derived *ερυσίπελας* from, *ερυναι*, "to attract," and *πελας*, "vicinity." "The neighbouring parts," says Dr. Turton, in his useful Glossary, "being affected by this eruption." The author cannot avoid thinking that the name is derived from the colour; and that *ερυθος*, *rubor*, whence *ερυσίβη*, *rubigo*, is the radical of the first part of the compound term rather than *ερυναι*. *Ερυσί-πελας*, thus derived, will import, not an "attraction of redness," but a "neighbourhood of redness," which is the most prominent feature of the disease.

GEN. III. EMPYESIS. *Εμπυσησις*, "suppuratio," Hippocr. *Aph.* l. v. from *εμπυω*, or *εμπυεω*, "suppuro." The Greek writers also use, and perhaps more generally, *εcpyesis* (*εκπυησις*), from *εκπυω*, of similar meaning. The same distinction between the terms is made



1. **VARIOLA.** Pustules appearing from the third to the fifth day—  
suppurating from the eighth to the tenth : fever a  
causa : contagious.

Variola. *Haly Abbas, et Auct. Neoter.*

Euphlogia. *Rhazès.*

Jedrie. *Arab.*

Kindspocken. *G.*

Petit verole. *F.*

*Small-pox.*

- α **Discreta.** Pustules pea-sized ; distinct, distended, circular ; the intervening spaces red ; the fever ceasing when the eruption is complete.

Variola discreta. *Cull.*

Variola discreta benigna. *Sauv.*

Variolæ regulares discretæ. *Sydenh.*

in the present case as between emphyxis and ecphlysis : the former being limited to signify pustular eruptions produced by *internal* and febrile affection, and the latter to signify those that are merely cutaneous or *superficial*, or with which *internal affection is not necessarily* associated.

1. *Emphyxis Variola.* The definition of this disease in Linnéus, Sauvages, and most of the earlier nosologists, contains an inelegant pleonasm from the very loose sense which was formerly attached to the word *pustula*. A pustule is, strictly speaking, a cuticular elevation or utricle containing a small collection of pus : but the term has, by most of the earlier nosologists, been applied indiscriminately to cuticular utricles that contain a fluid of any kind, whether opaque or transparent, purulent or ichorous, broken, or having a tendency to break at their tip ; in the definitive explanation of Sauvages, I. p. 96, "*phyma parvulum apice ruptum.*" In like manner, in the present day, we are constantly meeting with medical writers of high and deserved character, who, still applying to the word the same indeterminate idea, use the phrase *vaccine pustule* for that of vaccine lymph, ichor, or, if its transparent cuticle be imported, vesicle. It is hence Linnéus defines variola to consist of "*pustulae suppurantes, escharoticæ, &c.*" Sauvages calls it "*genus phlegmaticæ exanthematicæ cujus eruptio in pustulis phlegmonodeis, ad supfurationem tendentibus, consistit ;*" while Sagar copies the very words of Linnéus as a part of his fuller description.—Among the Romans, *pustula* was used in a still wider and more indeterminate sense, for Celsus applies it to rashes, to wheals, to vari or solid pimples, to phlyctænæ or vesicular pimples, and to almost every kind of eruption or cutaneous elevation of whatever nature or colour. See lib. v. cap. xxviii. § 15. And hence *pustula*



*Distinct Small-pox.*

- 6 Confluens. Pustules confluent, flaccid, irregularly circumscribed; the intervening spaces pale; with great debility.

Variola confluens. *Cull. Sauv.*

Variolæ regulares confluentes. *Sydenh.*

*Confluent Small-pox.*

- 7 Insérta. Produced by inoculation; orange-coloured areola about the puncture; pain in the axilla about the seventh day; disease for the most part mild; and the purulent discharge sometimes confined to the punctured part.

*Inoculated Small-pox.*

- 8 Dégener. Pimples imperfectly suppurating; ichorous or horny, and semi-transparent.

is, by Sauvages and Vogel, equally employed in their definitions of variola and miliaria, and by the latter in that of varicella.

For the origin of the term *Variola*, see the note on *Rosalia*.

It was the opinion of Mr. J. Hunter, that when variolous matter is inserted into a wound, as in the case of inoculation, all that it does is to stimulate the surrounding parts to secrete a fluid similar to itself, which being absorbed, infects the constitution:—so that the patient really receives the disease from variolous matter generated in his own body. In consequence of which, while he allows the inflammatory action hereby produced to be specific, he doubts whether it be critical, and extends the same doubt to the inflammations that take place in the chicken-pox and measles. *On Blood*, p. 257. This reasoning, however, will scarcely apply to cases of natural small-pox; for it is here impossible to point out any one organ in which the inhaled contagion is lodged, and stimulates to suppuration, before the general fever makes its appearance. And hence Mr. Cruickshank, who quotes Mr. Hunter's opinion apparently with approbation, feels compelled soon afterwards to fall back into the more vulgar belief that the inoculating matter of small-pox continues dormant for many days in the part affected, and is then absorbed; instead of instantly commencing a local stimulus, and afterwards propagating its own kind. "The matter of the inoculated small-pox seems to lie in the pustula till the seventh day; after which, the glands in the axilla swell (*the mark of absorption*), and by the time the matter may be supposed to reach the heart, the eruptive fever commences." *Anat. of Absorb. Vess.* p. 120, 125.

For an account of the high antiquity and practice of inoculation in India, see Mr. Schoolbred's Dissertation "On Vaccine Inoculation," p. 69, and following.



*Variola discreta siliquosa.* Mead, "Discourse of the Small-Pox."

*Variola confluens crystallina.* Sauv.  
*Horn-pock. Crystalline-pock.*

---

## GENUS IV.

### ANTHRACIA.

Eruption of tumours imperfectly suppurating, with indurated

---

GEN. IV. ANTHRACIA. There have long been, and still continue to be, great disputes among the nosologists as to the proper station of both the species the author has ventured to arrange under this generic term; many contending that plague ought not to be regarded as an exanthem, and most writers having hitherto contemplated yaws as an impetigo, or some other dysthectic affection. Dr. Cullen, as already observed in the note on *Exanthemata*, expresses a doubt whether the first should not be removed from the order of exanthems into that of fevers: Vogel has introduced it into this order; Willan has rejected it: Parr arranges it as an exanthem in his article *Nosology*, having previously, like Willan, rejected it from that division in his article *CUTANEI MORBI*. In his remarks subjoined to the article *NOSOLOGY*, he again acknowledges that "on reflection it appears improper" to introduce it into the list of exanthems: and in his article *PESTIS*, he asserts more roundly, that "there is no foundation for arranging plague amongst the exanthemata, and [that] it should be reduced to the asthenic *remittents*." Sauvages, Linnéus, Sagar, and Macbride, have entered it in the order in which it stands in the present work.

In few words there appears strong and almost incontrovertible reason for thus placing it. The fever is specific, like that of all the exanthems; it is contagious, like that of most of them; and although capable of occurring oftener than once in a man's life, we have the concurrent testimony of all the writers who have been eye witnesses of its effects, that it renders him less susceptible for a considerable period afterwards. The eruption of buboes or carbuncles is unquestionably a pathognomic symptom: the fluid they secrete is capable of producing the disease by inoculation; for the most part the earlier they make their appearance the better; and it is the opinion of M. Sotira, and of most of the French medical staff appointed to the Egyptian expedition, that, provided the bubo freely suppurates, the patient receives an indemnity for life. It is true,



edges, and for the most part a sordid and sanious core.  
*Carbuncular Exanthem.*

---

indeed, that these tumours do not always appear in their proper or perfect character; for sometimes the patient is destroyed by the violence of the first symptoms; and in other instances, as in small-pox, the specific fever passes through its course with an imperfect or trivial fructification; but unless there be an actual germination, or what Sauvages calls a *conatus*, a perfect or an imperfect epanthesis, we have no right whatever to call the disease a plague, and can only regard it as a species or variety of synochus, or typhus.

The buboes or carbuncles, *jimmerat*, are sometimes formed with the first shock, or *m'droph*, as the Arabians call it; and, in this case, with a feeling of being pierced with a sharp needle, javelin, or musket ball (for it is differently described) in the affected thigh or arm; the tumour appearing within a few hours, and enlarging, with excruciating pain for three or four days, till it often acquires, before breaking, the size of a small orange. Camphor, smoking tobacco, fumigation with gum sandrac, and the vinegar of the four thieves, are chiefly employed as preventives; and the principal remedies in the present day appear to be sudorifics at the commencement of the disease, and the bark in liberal doses shortly afterwards. A very favourite remedy in Egypt, at Constantinople, and Mogodore, is a general inunction of the body with *zeit jagghy*, or oil of olives, which appears to have been first recommended by Mr. Baldwin of Cairo, from his observing that while the plague was ravaging all Egypt, the dealers in oil escaped its attack. The coarser and more acrid the oil the better. The application should be accompanied with a long continued friction, and, when successful, is followed in about half an hour or an hour by a general and profuse perspiration which affords relief. The oil obstructs the pores of the skin, and prevents the escape of the caloric, which, aided by the friction, accumulates on the surface, and shortens or altogether prevents the shivering fit, which is otherwise often very severe. Probably the use of volatile liniment, and especially combined with laudanum, might be more serviceable. During the fatal plague which depopulated the whole of Western Barbary in 1799, the emperor Sidi Soloman is said to have had the disease twice, and in both cases to have derived his cure from a free use of the bark; in consequence of which he is never without a large supply of it.

The Barbary plague of 1799 and 1800 is one of the severest on record. Mr. Jackson, to whom we are indebted for an "Account of the Empire of Morocco," was an eye-witness to its progress; and as he has described it with considerable detail, and a variety of individual cases, the author will enrich this note by a few of the more interesting facts which he has communicated.

"The symptoms of this plague varied in different patients: the



1. PESTIS. Tumours bubonous, carbunculate or both; appearing at an uncertain time of the disease: fever a malignant typhus, with extreme heat and debility; contagious.

Loëmus, (Λοῖμος.) *Thucyd. et Auct. Græc.*

Pestis. *Auct. Lat. et Neoter.*

Pestilentia. *Schreiber.*

Febris Pestilens. *Hoffm.*

Typhus Pestis. *Young.*

Exanthema Pestis. *Parr. Art. Nosol.*

Vebau (*Arab.*), vulgarly Alamer, "the mandate, decree, or fate."

Pest. *G.*

Peste. *F.*

variety of age and constitution gave it a like variety of appearance and character. In some it manifested itself by a sudden and violent shivering, in others by a sudden delirium, succeeded by great and unquenchable thirst. Cold water was eagerly resorted to by the unwary and imprudent, and proved fatal to those who indulged in its momentary relief. Some had one, two, or more buboes, which formed themselves, and became often as large as a walnut in the course of a day; others had a similar number of carbuncles; others had both buboes and carbuncles, which generally appeared in the groin, under the arm, or near the breast. Those who were affected with a shivering, having no bubo, carbuncle, spots (*vibices*), or any other disfiguration, were invariably carried off in less than twenty-four hours; and the body of the deceased became quickly putrified, so that it was indispensably necessary to bury it in a few hours after dissolution. The European merchants shut themselves up in their respective houses, as is the practice in the Levant: I did not take this precaution, but occasionally rode out to take exercise on horseback. My daily observations convinced me that the epidemy was not caught by approach, unless that approach was accompanied by an inhaling of the breath, or by touching the infected person."

Yet the *general* atmosphere appears to have had an influence over fresh persons; for we are told that "families which had retired to the country to avoid the infection, on returning to town, when all infection had apparently ceased, were generally attacked and died." And what is more singular, persons who had escaped after having resided in one infected town, were still subject to the atmospheric influence of another infected town. "After the mortality had subsided at Mogodore, a corps of troops arrived from the city of Tero-dant, in the province of Suse, where the plague had been raging, and had subsided: these troops, after remaining three days at Mogodore, were attacked with the disease, and it raged *exclusively* among them



*Plague.*

α *Fructifera.* The disease extending to about the fourteenth day; and relieved by the appearance of the eruption.

*Pestis vulgaris. Sauv.*

ς *Infructifera.* The eruption imperfect or suppressed; transferred to some internal organ; or superseded externally by stigmata and vibices.

*Pestis interna. Sauv.*

*Pestis sporadica. Sydenh. Sauv.*

γ *Erythemática.* The body covered over with trails of vesicular erythema, producing sleep, sanious and gangrenous ulcerations as it spreads, often to the loss of one or more limbs.

for about a month, though they were not confined to any particular quarter, many of them having had apartments in the houses of the inhabitants of the town."

As in the plague at Athens, "the mortality was so great that the living, not having time to bury the dead, the bodies were deposited or thrown together, into large holes, which, when nearly full, were covered over with earth. Young, healthy, and robust persons, with strong stamina, were for the most part attacked first, then women and children, and lastly, thin, sickly, emaciated, and old people." The depressing passions of fear and grief had also a strong predisposing effect. The remedies were those already described. A few suffered twice. Morocco lost a thousand upon an average daily, when the infection was at its height; Old and New Fez from twelve to fifteen hundred; Terodant about eight hundred. The total loss sustained in these three cities and in Mogodore were estimated at one hundred and twenty-four thousand, five hundred souls.

See also *memoirs Medicales de l'Armée de l'Orient par Bruant: Mem. sur l'Egypte, tom. iv. Samoilowitz sur la Peste en Russie, 1771. Assalini's Observations, &c.; and compare with Waldschmidt De Peste Holsaticâ, apud Halleri Diss. pract. tom. v. Unterricht vors Volk gegen die Pest. Dantzic, 1770. Prosper. Alpin. de Med. Egypt, lib. i. McGregor's "Medical Sketches," written during the passage of the English army from India to Egypt. The views of this last writer are in direct opposition to those of M. Assalini, and in many respects concur with those of Mr. Jackson.*

1. γ *A. Pestis Erythematica.* For the best description of this variety of pestis we must turn to the pages of Thucydides, who describes it from having been an eye-witness of its ravages, and a sufferer under them; or to those of Lucretius, who has copied the account with close and technical punctuality. The following passage



*Pestis Atheniensis.* *Thucyd. Lucret.*

*Erysipelas pestilens.* *Sauv.*

*Erysipelas gangrænosum.* *Will.*

*Ignis sacer.* *Auct. Var.* but erroneously; this, which is the erythema vesiculare, being only a symptom. See *Erythema vesiculare*.

*Mal des ardens.* *F.*

See *Tissot's* account and all the authorities compared, in his letter to Sir George Baker. *Phil. Trans.* vol. lv. year 1765; as also *Mem. de la Societè. R. de Med.* 1776. *Tissot* ascribes it, in many extensive epidemics, to the use of rye vitiated by a fungus somewhat of the nature of *ustilago*, or black mildew: called by the French *ergot*, whence this disease, as also a peculiar gangrene, to which it is likewise, under other circumstances, said to give rise, is called *Ergot* by the French. *Tissot* describes both. See also *Sauv. Cl. III. Erysipelas pestilens.*

from the latter may serve to illustrate this remark, *De Rer. Nat. lib. vi.* 1152.

Spiritus ore foras tetrum volvebat odorem,  
Rancida quo perolent projecta cadavera ritu:  
Atque animi prorsum vires totius, et omne  
Languebat corpus, leti jam limine in ipso:  
Intolerabilibusque malis erat anxius angor  
Adsidue comes, et gemitu conmixta querela:  
Singultusque frequens noctem per sæpe diemque,  
Conripere adsidue nervos et membra coactans,  
Dissolvebat eos; defessos ante fatigans.

Nec nimio quoiquam posses ardore tueri  
Corporis in summo summam fervere partem;  
Sed potius tepidum manibus proponere tactum,  
Et simul, ulceribus quasi inustis, omne rubere,  
Corpus, ut est, per membra SACER quem diditur IGNIS.  
Intima pars hominum vero flagrabat ad ossa;  
Flagrabat stomacho flamma, ut fornacibus, intus:  
Nihil adeo posses quoiquam leve tenueque membris  
Vortere in utilitatem.

Forth pour'd the breath most fetid from the mouth,  
As steams the putrid carcase; every power  
Fail'd through the soul, the body, and alike  
Lay they liquescent at the gates of death:  
While with these dread, insufferable ills,  
A restless anguish join'd, companion close,  
And sighs commixt with groans; and hiccough deep,



2. RUBULA. Tumours numerous and successive; gradually increasing from specks to the size of a raspberry; one at length growing larger than the rest: core a fungous excrescence; fever slight; occurring only once during life: contagious.

*Lepra fungifera.* Cartheusen.

*Frambæsia.* Sauv. Cull. Sag. Plouquet.

*Schwammformige aussatz.* G.

*Yaws.*

- α *Guineënsis.* Attacking infants and young persons chiefly; and subsiding as soon as the eruption appears.

*Frambæsia Guineënsis.* Sauv. Edinb. Essays, vol. vi.

*Yaw.* Guinea.

- β *Americána.* Depascent; and destroying progressively both muscles and bones; especially the master-yaw, which is called *mamanpia*.

*Frambæsia Americana.* Sauv.

And keen convulsive twitchings ceaseless urg'd,  
 Day after day, o'er every tortur'd limb,  
 The wearied wretch still wearying with assault.  
 Yet ne'er too hot the system couldst thou mark,  
 Outwards, but rather tepid to the touch;  
 Ting'd still with purple dye, and brandish'd o'er  
 With trails of caustic ulcers like the blaze  
 Strew'd by the HOLY FIRE. But all within  
 Burn'd to the bone: the bosom heav'd with flames  
 Fierce as a furnace, nor would once endure  
 The lightest vest thrown loosely o'er the limbs.

2. *Anthraxia Rúbula.* From *rubus* the "black-berry" or "raspberry;" in French *framboise*, whence the common but barbarous name of *frambæsia*: which is here attempted to be exchanged for an euphonous and strictly classical term, in perfect accordance with the ordinary law of diminutives, which seems to prevail through the general nomenclature of exanthematous diseases. Perhaps *morula*, from *morus*, a word employed in an approximating sense by Plautus, might have been somewhat more appropriate, since the eruption seems to bear a nearer resemblance to diminutive mulberries than raspberries. But as the latter plant appears to have laid a foundation for the name both on the African and American coast, on the former of which it is called *Yaw*, and on the latter *Pian*, or *Epian*, both which, as we are informed by Sauvages, import *raspberry*; and as the earliest writers have, upon this authority, denominated it *framboise*, or *frambæsia*, the author has not felt himself at liberty to deviate from the original idea.



Pian. *Native American.*

See *Schilling De Morbo in Europâ pene ignoto, quem Americani vocant Yaws.* As also *Sammlung für practische Aerzte.* Band vii. Stück. 2 and 3.

---

## ORDER IV.

### DYSTHETICA.

#### CACHEXIES.

Morbid state of the blood or blood-vessels; alone, or connected with a morbid state of other fluids, producing a diseased habit.

---

There has been a still greater diversity of opinion concerning the proper situation of this species than of plague. It has been generally placed in the class of cachexies; by Sauvages and Sagar in the order of tubera; by Cullen in that of impetigines. These writers take little or no notice of any kind of febrile symptoms that accompany it whether specific or symptomatic. “*Nulla febris acuta,*” says Sauvages, “*hunc morbum comitatur; verum ex hoc neglecto morbo vel non sanato, sequitur sæpè macies insignis, phthisisque accidente lienteria lethalis.*” Dr. Young pays as little attention to the febrile symptoms by which it is said to be distinguished, and at the same time transfers it from the division of cachexies (*cacochymia*, as he denominates them,) to the order of paramorphiæ or structural diseases. Dr. Winterbottom and Dr. Dancer, on the contrary, contend, that a slight fever is its primary symptom; and Dr. Ludford, to whom we are indebted for, perhaps, the best history, which has yet been given of this disease, describes it as a proper eruptive fever totally unconnected with diet, lues, or any other taint in the blood; commencing with alternatives of shivering and heat, lassitude, want of appetite, and pains in the head and loins so great as to prevent sleep; the fever and every inconvenience diminishing after the eruption, and the appetite returning. So that like the small pox it appears to have a regular accession, height, and decline; and, as already observed, may be propagated by inoculation, and is never known to occur a second time. Hence Parr, who seems for a long time to have wavered in his opinion concerning the real nature of this disease, regarding it in his article CUTANEI MORBI as a *pustulous exanthem*, and in his NOSOLOGY as a mere *cuticular intumescence*, ord. x. sect. iii. 6, returns with a decided mind to his first opinion in the article YAWS, and asserts that “the detail of symptoms shows that the disease is truly exanthematous.”



The words hitherto ordinarily used to import the diseases, meant to be comprehended under this term, are, cachexia, and impetigo, or as the Greeks express themselves *λυξ*, *lues*, or *lyes*. None of these, however, exactly answer; and that on two accounts; firstly, because dysthetica is here limited to those depravities which seem chiefly to originate from, or manifest themselves in, the sanguineous function,

---

This view of the subject will perhaps justify the present position of the disease; support its pretensions to the character of a carbuncular exanthem, and consequently develop the nature of its connexion with plague under a nosological arrangement founded on the principles of symptoms.

ORDER IV. DYSTHETICA. From *τιθημι*, whence *θεσις*, *θετης*, *principium*; *δυσθετω*, *male affectus sum*; *ευθεσια*, employed both by Hippocrates and Galen as *benè constituta corporis habitudo*. CACHEXY, even among the Greeks, embraced at least two very different kinds of morbid constitution, as we learn from various parts of Celsus: the one appertaining to old age, the other to a tabid or consumptive habit in earlier life. Compare lib. ii. cap. i. ver. fin. with lib. iii. cap. xxii. ad. init. But in modern times the term has been used in such a variety of ranges and significations, as to bid defiance to every attempt at generalizing its meaning. Thus in Sauvages, Vogel, Sagar, and Cullen, it occurs as the name of a class; but under each of them is made to embrace very different diseases; the classific character being sometimes depraved external colour alone; sometimes depraved colour and form; sometimes depraved colour, form, and size; and sometimes, as in Dr. Cullen's definition, depraved habit of the whole or a great part of the body, without any notice whatever of the three preceding qualities. In Macbride and Parr, Cachexy is introduced as an order, for in these writers the order constitutes the primary division; yet nothing can be more at variance than their separate definitions of this order; for while the former makes it far more comprehensive than any prior nosologist, embracing polysarcia, emphysema, tympanites, physconia, osteosarcosis, sarcostosis, mortificatio, and many other diseases scattered through very widely separated classes of other writers; the latter confines it to two genera of diseases alone, impetigo and macula, (impetigo being here used in a very contracted sense,) and defines it "a change in the colour of the skin, generally from a chemical change in the nature of the fluids." Linnéus, again, employs the term in a still more limited sense than Parr, reducing it to a mere genus of the class *deformes*, order *decolores*, and characterising it by depraved *want* of colour, "*pallor corporis œdematosus, cum debilitate, mœrore*." While later writers, as Young and Willan, have omitted the term altogether; the former substituting *cachochymia* as synonymous with its more general meaning; and the latter breaking up the entire



either as it regards its vessels or its fluids; and secondly, because no determinate sense has hitherto been generally assigned to either of these three terms.

---

## GENUS I.

### PLETHORA.

Complexion florid; veins distended; undue sense of heat and fullness; oppression of the head, chest, or other internal organ.

---

corps of diseases usually arranged under its banners, and scattering them about equally, amidst all the eight orders which constitute his system.

An equal degree of vagueness has run through the use of *IMPETIGO*. This, by most nosologists, constitutes the name of an entire order of cutaneous diseases: according to Cullen “cachexies chiefly deforming the skin and external frame:” according to Sauvages and Sagar “chronic, contagious, (or for the most part contagious) maladies, which superinduce cutaneous excrescences, gregarious tumours, exulcerations and crusts, in many instances propagable by inoculation.” Parr reduces impetigo to a genus, though of a somewhat extensive scale, including scorbutus, syphilis, aurigo, phænigmus, melasma, rubigo. Vogel, who also renders it a genus, limits it to a kind of lichen, “macula, subrubra aspera, dura, sicca, cum ingenti prurigine;” thus making it synonymous with the *dry tetter*; while Willan, on the contrary, uses it synonymously with the *running* or *humid tetter*; and Celsus, II. xxviii. 17, with both. Linnéus, Macbride, Young, and various other nosologists, probably from the uncertainty of the sense, have rejected the term entirely.

From the same uncertainty Sauvages rejected *LUES*, or, as it ought rather to be written, *lyes*, and employed syphilis in its stead; and his example has been followed by perhaps all the later nosologists with the exception of Macbride. “Hic ordo,” observes Sauvages, “continet morbos cutaneos, chronicos, sæpius contagiosos, et virulentos, qui eâ ratione *lues* nominari consuevere, ut *lues syphilitica*, *scorbutica*: verum luis nomen tuberibus inditum est, unde *lues rachitica scrophulosa, cancrosa*, nomen habet.”

To have employed any one of these terms therefore as the name of the present order, would have been to add to the vagueness of their meaning, and consequently to the imprecision of the order itself. A new term has hence been substituted, the direct scope of



*Plethora. Linn. Sagar.*

1. ENTONICA. Pulse full, strong, rebounding; muscular fibres firm and vigorous.

*Sanguine Plethora.*

2. ATONICA. Pulse full, frequent, feeble; vital actions languid; skin smooth and soft; figure plump, but inexpressive.

*Serous Plethora.*

which is well calculated to embrace all those cachexiæ, impetigines, lues, or depravations, which appear chiefly to originate in a morbid state of the blood, or the blood-vessels without fever, whether connected or not connected with other parts of the system; many of which are capable of being communicated by transfusion of blood from a diseased to a sound constitution, and one or two of which we have reason to believe are, in this manner, actually communicated to the fetus in the womb. Under the order thus explained, sphacelus and necrosis, which are regarded as cachexies by Sauvages, Sagar, and Macbride, have a clear title for admission; as has also plethora. Polysarcia makes an approach to the division, but belongs more properly to the diseases of Class VI, or those of the excrement function.

GEN. I. PLETHORA. Πληθωρα, from πληθω, "impleo," "inundo." This affection, proscribed from the catalogues of Sauvages and Cullen, is entered, and correctly so, in the division of cachexies by Linnæus and Sagar. It is equally a disease of the sanguineous and the phlegmatic temperament; and the specific distinctions are so clear as seldom or never to be mistaken. Perhaps it is in neither case, at any time, a mere result of redundant blood; though, in both, this fluid seems to be formed with peculiar facility. There is commonly moreover in both cases an undue degree of viscosity, or lentor as it is usually called, though unquestionably resulting from very different causes: in the first species probably from some excess of gluten and fibrin; and in the second from a deficiency of the neutral salts by which the coagulable parts are to a certain extent held in solution. In both there seems also to be very generally an excess of oxygen, and hence the florid hue the small blood-vessels communicate to the surface.

GEN. II. HÆMORRHAGIA. From αίμα, "sanguis," and ῥησσω, "rum-po." There are few parts of Dr. Cullen's arrangement more open to animadversion, or which in fact have been more generally animadverted upon than the present. The hæmorrhages, or fluxes of blood, are with him an entire order, ranking under the class pyrexia or febrile diseases. Fever, however, is only an accidental symptom in idiopathic hæmorrhages of any kind, and has hence been omitted by all or nearly all other nosologists: while in many hæmorrhages,



## GENUS II.

## HÆMORRHAGIA.

Flux of blood from an organ without external violence.

Hæmorrhagiæ. *Hoffm Vog. Cull.*

Sanguifluxus. *Sauv. Sag.*

Sejli dem. *Arab.*

Bluten. *G.*

Hæmorrhagie. *F.*

*Hæmorrhage.*

1. ACTIVA. Accompanied with increased vascular action : blood florid and tenacious.

Hæmorrhagia arteriosa. *Cricht.*

Hæmorrhagia activa. *Auct. Var.*

Cauma hæmorrhagicum. *Young.*

- α Narium. Discharged from the nostrils ; preceded by local heat and head-ache.

Epistaxis juniorum. *Cull.*

Epistaxis arteriosa. *Cricht.*

Ruaf. *Arab.*

*Bleeding at the nose.*

- ς Hæmoptysis. Trown up by coughing ; preceded by flushed cheeks, dyspnœa, and pain in the chest.

Emptoe. *Gordon.*

Emptoys. *Gilbert.*

Hæmoptoe. *Boerh.*

Hæmoptysis. *Sauv. Linn. Cull.*

as the passive, here constituting the second species of the genus, Dr. Cullen has himself found it absolutely impossible to introduce this symptom ; and he has hence been obliged to transfer all the passive subdivisions or modifications to another part of his system, notwithstanding their natural connexion with the active, and to distinguish them by the feeble name of *profusions*, instead of by their own proper title.

The word hæmorrhage, however, was limited by Hippocrates, as we learn from Galen. Epidem. I. comm. i. to flux of " blood from the nostrils," as though applid *κατ' ἐξοχην* ; and he has been followed, in this restrained use of the term, by Sauvages and most of the nosologists. Vogel first pointed out the inconvenience of this limitation, and exchanged hæmorrhagia for epistaxis, thus liberating the



Blut-speyen. G.

Crachement du sang. F.

*Spitting of Blood.*

- ✓ Hæmatémesis. Evacuated from the alimentary canal, at either extremity; with expulsive effort; preceded by tensive pain about the stomach; and accompanied with anxiety and faintness.

Hæmatémesis. *Sauv. et Auct. Recentior.*

Vomitus cruentus. *Stahl.*

Vomitus sanguinis. *Auct. Var.*

Vomissement de sang. F.

*Vomiting of Blood.*

- ♂ Hæmatúria. Evacuated at the urethra; preceded by pain in the region of the bladder or the kidneys; and accompanied with faintness.

Hæmatúria. *Sauv. et Auct. Recentior.*

Mictus cruentus. *Sydenh.*

Pissement de sang. F.

*Bloody urine.*

It is sometimes, though rarely, discharged without any mixture of urine, and is then called by Vogel stymatosis. There seems no necessity for the distinction; though Dr. Cullen has introduced stymaptosis into his "Catalogus Morborum a nobis omissorum."

- ♀ Uterína. Discharged from the uterus; with a sense of weight in the loins, and of pressure upon the vagina.

Uteri hæmorrhagia. *Hoffm.*

Hæmorrhæa. *Dioscor.*

Hæmorrhagia uterine. *Junck.*

Metrorrhagia. *Sag.*

Menorrhagia. *Sauv. Linn. Vog. Cull.*

*Uterine hæmorrhage.*

- ζ Próctica. Discharged from the anus spontaneously; with

former term to express flux of blood generally; and Cullen, Crichton, and most later writers have followed his example. In point of precision, however, epistaxis, (*επισταξις*), has nothing more to boast of than *hæmorrhagia*: for in its radical sense it imports *distillation*; though it is employed in a very restrained sense by Hippocrates, to express *habitual* hæmorrhage or distillation of blood from the nose. Hæmatemesis is here used in the same latitude as vomica, (see apostema *Vomica*.) and imports flux of blood below as well as above.

Plants are subject to a similar disease; and that too both of the active and passive kind. The first is from a plethora or super-



a sense of weight and pain within the rectum; and often of load in the head.

Hæmorrhoids. *Sauv. Sag. Linn.*

Hæmorrhoids fluens. *Cull.*

2. PASSIVA. Accompanied with general laxity or debility; and weak, vascular action; blood attenuate, and of a Modena red.

Hæmorrhagia venosa. *Cricht.*

Hæmorrhagia passiva. *Auct. Var.*

Profusio. *Linn. Cull.*

Profusio hæmorrhagica. *Young.*

- α Narium. Discharged from the nostrils without local heat or head-ache.

- ς Hæmoptysis. Thrown up from the respiratory organ, usually with coughing; often accompanied with scirrhus or calculous affection; countenance pale and emaciated.

- γ Hæmatémesis. Evacuated from the alimentary canal at either extremity with expulsive effort, nausea and faintness; but without tensive pain.

- δ Hæmatúria. Evacuated at the urethra; usually with faintness, but without previous pain.

- ε Uterína. Discharged from the menstrual organ, with a sense of local weakness.

- ζ Próctica. Discharged from the anus spontaneously; with little or no pain; usually with varices or congestions of the hæmorrhoidal veins; occasionally producing a habit.

3. VICARIA. Catenated with a morbid or suppressed action of some other organ; the outlet being usually the nostrils, trachea, vagina or rectum; at times the urethra.

The first species found occasionally as a symptom in plethora; various species of fevers; various species of

---

abundance of sap, which in drupous fruit-trees flows from the ruptured vessels, intermixed with a considerable portion of gum: but, in the vine, is a clear attenuate lymph, totally destitute of gum. The latter relieves itself by the discharge, and no evil follows; but the former soon become weakened, and should have the wound closed by a plaister or cement of wax, or some similar material. In the passive species the sap is often peculiarly thin and acrimonious; the tree wastes rapidly, and no mode of treatment seems to avail. The birch and oak bleed profusely upon being wounded, and the tree often dies if the wound be not attended to.



empresma; melæna; and in marasmus *Phthisis*. The second in marasmus *Tabes* and *Atrophia*, struma and porphyra.

---

## GENUS III.

### M A R A S M U S.

Emaciation of the entire body.

Macies. *Sauv. Sag.*

Marcores. *Cull.*

Kedazesh, of Persian origin, from *solvo, liquifio*.

Emaciation.

1. ATROPHIA. Complexion pale, often squalid; skin dry and wrinkled; muscles shrunk and inelastic; little or no fever.

*Atrophia. Sauv. Linn. Vog. Sag. Cull.*

*Verem. Arab.*

*Atrophy.*

α Inanitorum. The crasis of the blood vitiated by excessive evacuations; as saliva, sweat, milk, intestinal secretion, or blood itself.

*Atrophia inanitorum. Cull.*

- 6 Famelicorum. The crasis of the blood vitiated by the use of food deficient in quantity, or innutritious in quality.

---

GEN. III. MARASMUS. *Μαρασμος*, from *μαραίνω*, "marcesco," "marcescere reddo." This term was long ago used collectively to comprehend atrophy, tabes, and phthisis; and in employing it therefore as a generic name, the author only restores it to its earlier sense. There is a common character, by which all the diseases to which it applies, approach each other, and under which they should in the first instance be arranged: that character is a general emaciation of the frame. *Atrophia* is deduced from α, privative, and *τρέφω*, "nutrio." *Tabes* is a Latin term, of doubtful origin, probably from the Hebrew *טבל*, (*tab*), "to pine away or consume;" though usually but idly, derived by the Latin lexicographers from the Greek *τακω*, *ταζω*, or *θαρτω*, with all of which it appears to have very little connexion either in sense or sound.



*Atrophia famelicorum.* *Cull.*

✓ *Debílium.* The crasis of the blood vitiated by infirm action of the digestive faculty : as in puny infants, and feeble age.

*Atrophia debiliüm.* *Cull.* The *atrophia cachochymica* of this author seems rather to belong to the next species.

2. *TABES.* General languor ; hectic fever ; for the most part depressed spirits.

*Tabes.* *Sauv. Linn. Vog. Sag. Cull.*

*Hulas.* *Arab.*

*Verzerhung.* *G.*

*Etisie.* *F.*

*Decline.*

α *Purulénta.* The blood vitiated by absorption of pus from an external or internal ulcer, or a vomica.

*Tabes purulenta.* *Cull.*

ε *Strumósa.* Vitiated by a scrophulous taint ; and, for

*Marasmus* is not uncommon among plants ; and this too perhaps in both the first and second species here offered, so far as the terms will apply to the vegetable world. The trees affected are often found to droop, decline, wither, or become emaciated and perish, sometimes suddenly, often with a slow progress. Frequently the cause is unknown ; yet more generally it is referable to improper soil or planting, to invagination, or phthiriasis, *malis* in the present system.

In plantations of pine-trees this affection is sometimes epidemic, and from the extensive mischief that ensues, has been called, but improperly, *teredo Pinorum*. According to Wildenow it attacks principally the alburnum and inner bark. The first symptom is a reddish yellow hue in the acerous leaves ; then the appearance of a great number of minute drops of resin in the middle of the boughs, with an offensive terebinthinous smell spreading far around ; the bark scales off, and the liber, often the alburnum, presents a blackish-blue appearance. The tree is next covered with insects. The causes are long continued dry weather ; severe and long continued frost, suddenly supervening upon warm weather ; and violent gales of wind. The disease is incurable : and the only thing to be done in large forests is to forbid clearing away the leaves or the moss around the roots, as this will only increase the weakness of the tree, and render it still tenderer.

3. *Marasmus Phthisis* This disease is said to be indigenous to the British Isles ; and there is perhaps some truth in the report, for we meet with various notices of it in an early part of Anglo-Saxon his-



the most part, connected with a scrophulous affection of some organ or other.

*Tabes scrophulosa. Cull.*

✓ *Dorsalis.* Vitiated by excess in libidinous indulgencies. Accompanied with pain in the back and loins; sallow, dejected visage; heaviness of the head; syngismus; sleeplessness; horror of mind; extreme genital debility.

*Tabes dorsalis. Lomm. Sauv.*

*Phthisis notias, (φθισις νοτίας.) Hippocr.* Literally *Humid tabes*; so called from the frequent and involuntary secretion of a gleety matter.

*Venenata.* The blood vitiated by an introduction of some poisonous or other deleterious material into the system; often from the injudicious use of quicksilver; perhaps, at times, from small portions of arsenic. See *Sauv.* in verb. *Amati. Cent. ii. cur. 65.*

*Tabes venenata. Cull.*

*Tabes à veneno. Sauv.*

3. *PHTHISIS.* Cough: pain or uneasiness in the chest, chiefly on decumbiture: hectic fever; delusive hope of recovery.

*Phthisis. Auct. Græc. Sauv. Linn. Vog.*

*Hæmoptysis phthisis. Cull.*

tory, under the name of *lungen adl*, (lungs-ail :) and in the Cottonian MSS. in the British Museum, *Lib. Vitell. 3*, we have the following prescription, which appears to have been much in vogue, and is here copied as a curiosity. "Take hwhite hare hunan, (white-horehound,) and ysypo, (hyssop,) and rudan, (rue,) and galluc, (sow-bread,) and brysewyr, and brunwyr, (brown wort,) and wude merce, (parsley,) and grundeswylian, (groundsel,) of each twenty penny-weights; and one sester-full of old ale, (fifteen pints;) and sethe the herbs till the liquor be half boiled away. Drink every day fasting a neap-full cold, and in the evening as much warm."

The varieties of phthisis offered in the present system, are taken from Dr. Duncan's very valuable "Observations" on this disease; in which, however, as phthisis is there introduced as a genus, the present varieties occur as species. Yet as the tuberculous may run into the apostematous modification, and the catarrhal into both, according to the peculiarity of the constitution, and other concomitant circumstances; and more especially as the same cause may produce each of them in different idiosyncrasies, the present subdivision of them may perhaps be regarded as the more correct.



Phthisis pulmonaris. *Mort.*

Phthisis pulmonalis. *Duncan. et auct. var.*

Soollal (*Arab.*) Literally *morbus pulmonaris*, from sooll, pulmo.

Schwindsucht. *G.*

Phthisie. Consumption. *F.*

Phthisic. Consumption.

α Catarrhalis. Cough frequent and violent; copious excretion of a thin, offensive, purulent mucus; general soreness in the chest, with transitory pains, shifting from side to side. Chiefly produced by catching cold, or the neglect of a common catarrh.

*Catarrhal Consumption. Duncan.*

ς Apostematosa. Cough severe but dry; fixt, obtuse, circumscribed pain in the chest, sometimes pulsatory: difficult decumbiture on one side: at length sudden and copious discharge of purulent matter, occasionally threatening suffocation: the other symptoms temporarily, rarely permanently, relieved. Chiefly the result of repeated hæmoptysis.

*Apostematous Consumption. Duncan.*

γ Tuberculosa. Cough short and tickling: excretion of a watery, whey-like sanies, sometimes tinged with blood: pain in the chest slight: habitual elevation of spirits. Usually the result of a scrophulous diathesis.

*Tubercular Consumption. Duncan.*

The teeth during this disease often assume a milky whiteness; the eyes a pearly lustre.

Gun-shot wounds are rarely followed with con-

To allay the irritation of the cough, Dr. Duncan recommends the use of lettuce opium, or the inspissated juice of the common lettuce of the garden, which he denominates lactucarium; and which he has tried apparently successfully under the various modes of tincture, pills, and lozenges, for each of which he offers an elegant formula.

By Dr. Cullen phthisis is contemplated as nothing more than a sequel of hæmoptysis, instead of being regarded as an idiopathic disease; and his species, which are two, can only be viewed, and so appear to have been by Dr. Cullen himself, as separate stages in the progress of the complaint: his first species being denominated *p. incipiens*, and characterised by an absence of purulent expectoration; and his second *p. confirmata*, distinguished by the presence of this last symptom.



sumption. "I cannot say that I ever saw a case where such an effect took place." *Hunter on Blood.*

See *Baillie, Morb. Anat. Fasc. ii. pl. 4. 2. pl. 5. 1.*  
2. *Duncan's Observ. on Pulmonary Consumption,*  
1813.

## GENUS IV.

### CYRTOSIS.\*

Head bulky, especially anteriorly; stature short and incurvated; flesh flabby, tabid, and wrinkled.

GEN. IV. CYRTOSIS. *Κυρτώσις*, "curvitas, gibbositas, distortio spinæ dorsi," from *κυρτός*, "curvus, incurvus, gibbosus." The author has preferred this term to the compound *cyrtonosus* (*κυρτονωσος*), *morb. incurvus*: the term *morb.*, or *νωσος*, being pleonastic in a system of nosology. The character of the second species is chiefly taken from Dr. Reeve's very excellent paper in the *Phil. Trans.* for 1808, p. 111; which, while it establishes the disease to be hereditary, sufficiently proves it to originate in a close, confined and marshy atmosphere, with inattention to cleanliness, and wholesome food. It is a singular circumstance that both these species should have made their first appearance, or at least have been first noticed, contemporarily. The earliest account we have of rickets is that published by Glisson, as it occurred in England in the middle of the seventeenth century: the first account of cretinism is that of Platter, who met with it about the same time in Carinthia and the Valais. *Præxios Medica*, cap. iii. Basil, 1656. The disease is common in Navarre, and in many of the valleys of the Pyrenees, particularly that of Luchen; and the unhappy victims are rumoured, according to M. Ramond, to be descendants of the Cagots or Capots, who, in the eleventh century, infected with leprosy and other cutaneous maladies, were treated as a lower order of beings; were sold as slaves, disposed of by will, obliged to enter the church by a separate door, and to use a particular font and seats, which were placed at a distance from the rest of the congregation. *Voyages dans les Pyrénées*. But this seems to be mere tradition, without a single historic relic for its support or countenance. *Zeviani, della Rachi-*

\* [In the 'Study of Medicine,' *Cyrtosis* is placed in Genus IV. Order I. Class VI. See *Study of Medicine*, Vol. 4th, page 222.]



1. **CRETINISMUS.** Chiefly affecting the head and neck: countenance vacant and stupid: mental faculties feeble or idiotic; sensibility obtuse; mostly with enlargement of the thyroid gland: hereditary.

*Cretinismus.* *Platter.* *Prax. Med.*

*Cretinism.* *Reeve.* *Phil. Trans.* 1808.

2. **RHACHIA.** Chiefly affecting the limbs and body; spine crooked; ribs depressed; articular epiphyses enlarged and spongy; belly tumid; mental faculties clear; often premature.

*Rachitis.* *Glisson.* *Sauv. et Auct. Alior.*

*Rückgrat-krankheit.* *G.*

*Noûage Noûeure.* *Riquets.* *F.*

*Rickets.*

Found occasionally also as a symptom in struma, trichosis, phthisis, and elephantiasis. *Sauv.* in loco: and hence occasionally commencing in adults. *Journ. de Med.* xliii.

*tide*, contends that rickets, if not cretinism, were known to the ancients, and alludes to the names of Vari, and Volgi among the Romans, and to various passages ridiculing deformity, in Thersites, the supposed Æsop of Greece, as well as in other authors, in proof of his opinion: but all such remarks are too general; he cannot produce a single passage from the medical writers of antiquity, clearly characterising the peculiar deformity before us. Hahn has attempted to do so in the works of Hippocrates, but has failed: and hence it is generally admitted, and has been so from the time of Glisson himself, supported by the concurrent opinions of Bate, Regemorter, Van Swieten, and Trinka, that both rickets and cretinism are of recent date.

There is some doubt about the origin of both names. Cretinism was at first ascribed by different writers to two causes, with neither of which it appears to have any connexion; the habitual use of snow-water; or of water impregnated with chalk (*creta*) in the low Swiss valleys in which it was first traced: and it is probable that the term cretinism is derived from the latter opinion. There is some uncertainty, however, upon this subject, but the name may stand; the best descriptions of it that have occurred to the writer of these pages are that given by M. Pinel in his *Traité sur l'Aliénation Mentale*, sect. iii. § 182, chiefly drawn up from M. Fodéré; and that of Dr. Reeve, in the *Phil. Trans.* for 1808.

The term *rickets*, is usually translated in medical language *rachitis*, a name first given to it by Glisson, as though derived from *ῥαχίς* (*rhachis*), the spine, in consequence of the distortion and curvature of this organ, produced by its being no longer able to bear



Dr. Young regards it as a regular species of *scrophula*; and hence in his system it occurs under the title of *scrophula Rachitis*.

---

## GENUS V.

### ALPHOSIS.\*

Cuticle dead-white; pupils rosy; corporeal powers weak.

1. *ÆTHIOPICA*. Hair white, and woolly; irids white; sight strongest in the shade. Found among negroes.

---

the weight of the head and upper extremities. As this malady, however, was first traced in England, and appears to have been known in the western counties, and *provincially* denominated *rickets*, before it attracted the attention of medical writers; it is probable that the term *rachitis* was employed by Dr. Glisson as much on account of its resemblance to the English term *rickets*, as from its expressing the diseased state of the spine. Dr. Johnson, indeed, derives the English *rickets* and *rickety* from the Greek *rhachitis*, usually but improperly written *rachitis*: but this is to commit an anachronism, *rickets* and *rickety* being in use first, and perhaps derived from the German and Teutonic *rücken*, "to rock, reel, wriggle, or go unsteadily." *Rhachitis* might, however, be a very good word, were it not for its termination;—*itis*, in the medical technology of modern times, implying organic inflammation, and being limited by a sort of common consent, to the numerous species of disease, in the present method, arranged under the genus *EMPRESMA*, Cl. III. Ord. ii.: whence the author has exchanged *rhachitis* for *rhachia*. If, however, this disease were known among the Greeks, it must be sought for under the name here given to the *genus*—that of *CYRTOSIS*; for this is a term common to Greek writers, signifying incurvation generally, and incurvation of the spine peculiarly; in other words, *posterior* crookedness, as *λόγδωσις* (*lordosis*) its opposite, imports *anterior* crookedness, or the procurvation of the head and shoulders.

GEN. V. ALPHOSIS. The character of the genus and species is drawn up from the descriptions of Saussures, Maupertuis, Bazzi, and Blumenbach. The whiteness is probably produced by a want of the secretion of the pigment that among negroes renders the rete

---

\* [In the 'Study of Medicine,' *Alphosis* is not ranked as a *genus*, but is the 7th species, 10th genus, 3d order, 6th Class. See *Study of Medicine*, Vol. 4th, page 466.]



Æthiops. *Plouquet.*

Albor cutis. *Plenck.*

Weissehaut. *G.*

*Albino.*

2. EUROPEÆA. Hair flaxen and silky: irids rosy. Found among Europeans and other white nations.

*Trail* in *Nicholson's Journ. of Nat. Phil.* See also *Blumenbach*, *Med. Bibl.* ii. 537. *Le Cat*, *Traité de la Couleur dela Peau Humaine.* *Phil. Trans.* passim.

---

## GENUS VI.

### STRUMA.

Indolent glandular tumours, chiefly in the neck; suppurating slowly, and imperfectly, and healing with difficulty;

---

mucosum black; and which does not usually take place till several weeks, sometimes months, after birth; the negro child being fair when first born. The Spanish and Portuguese denominate those who are thus affected *Albinos*; the French, *Blafards*; the Dutch, *Kacklacken*.

As the present page is a cancel, and has consequently been worked off after the rest of the volume, the author takes the opportunity of requesting his readers to correct the numerals of the specific names under the genus PHYMA, p. 122, from 2, 3, 4, to 1, 2, 3: and to give to the names of the species and varieties under ULCUS, p. 216, &c. a neuter instead of a masculine termination, as *vitiosum*, *callosum*,\* &c.: the author having at first employed a masculine noun instead of ULCUS; and it having escaped his attention to make the necessary emendation on a change of the generic term. He has also to entreat the reader's correction of a few other errors that will occasionally occur to him, chiefly typographical, and mostly in the accentuation, and the use of a large or small capital in the commencement of certain specific names: it being uniformly intended to employ a large capital whenever a species is distinguished by the name of an old genus, or a substantive of a similar kind in the nominative case; and never otherwise.

GEN. VI. STRUMA. This is the name in Celsus, who well describes the disease, lib. v. cap. xxviii. It is probably derived from

---

\* [These are corrected in the American edition.]



upper lip thickened; skin smooth; countenance, usually florid.

Struma. *Cels. Linn. et Auct. Var.*

Choiras (*χοϊρας.*) *Auct. Græc.*

Scrophula, or scrofula. *Sauv. Vog. Sag. Cull.*

Silat (*Arab.*), from "tumor," "tuberculum." In Persian *Damghul*; in Turkish *Aur*.

Kropff. *G.*

Ecrouelles. *F.*

*King's Evil.*

1. VULGARIS. Confined to the external, conglobate glands: tumour pea-sized, or chesnut-sized; appearing in infancy or youth; subsiding on mature age; hereditary.

Scrophula vulgaris. *Warthon. Sauv. Cull.*

*Cyrnl.* or plurally *Cyrnlu.* *Anglo-Sax.* Whence the English word *kernel*.

2. MESENTERICA. Affecting the mesenteric glands; countenance pale; appetite infirm; abdomen tumid; excrements usually peculiarly fetid.

Scrophula mesenterica. *Sauv. Cull.*

Chartre. *Puzos.* "Maladies des Enfants."

Found also, occasionally, as a symptom in scalled-head, yaws, and other cutaneous eruptions.

Swine are said to be peculiarly subject to this disease: on which account it was vulgarly called choiras and scrofula, or *swine-evil*, among the Greeks and Romans. Sauvages has denominated the porcine species *scrofula chالasis*: it is named by Gilbert, De Leprâ, *scrofula leprosa*, and by Leger, *ladrerie des porcs*.

It is to this genus also that the glandular disease of

*στρωμα*, "congestion or coacervation," as of straw in a litter, feathers in a bed, or humours in the body: in which last sense Cicero elegantly employs it as a metaphor in the phrase "*struma civitatis*," the *scrofula of the state*. As struma is derived from *στρωμα*, so is *στρωμα* from *στρωννυω* or *στασιννυμι*, "sterno, dejectum expando humi." The medical dictionaries and glossaries concur in deriving struma from *struo*, but erroneously; the terminating syllable of *struma* sufficiently proves it to be derived from a Greek source. The synonyms are scrofula or scrophula, and choiras, or chœras: the first deduced from the Latin, and the second from the Greek, and importing the same radical idea of *swine-swellings*, or morbid tumours to which swine are subject.



horses, usually known by the name of *Farcy*, is commonly referred. It occurs in Sauvages under the title of *scrofula Farciman* : and is unquestionably propagable by transfusion of blood from the diseased horse, not only to other horses, but to asses, as has been lately proved by professor Coleman at the Veterinary Institution.

---

## GENUS VII.

### C A R C I N U S.

Scirrhus, livid tumour, intersected with firm, whitish divergent bands, chiefly of the secernent glands ; pains acute and lancinating : often propagated to other parts ; terminating in a fetid, and ichorous ulcer.

Carcinus (*καρκινος*.) *Hippocr. et Auct. Græc.*

Carcinoma. *Diosc. Sauv. Linn. Vog. Sag. Young.*

Cancer. *Macbr. Cull. Parr.*

Serataun. *Arab.*

Krebs. *G.*

Cancer. *F.*

*Cancer.*

1. VULGARIS. Tumour burning, knotty, with dark, cancriform varices ; ulcer, with thick livid, retorted lips.

“No part exempt.” *Fearon. Treatise on Cancer, 1784.*

α Púllulans. Granulating occasionally, and giving delusive hopes of a cure : pains passable.

ς Spongiósus. With fungous and bleeding excrescences : heat and pain violent.

Fungus hæmatodes. *Wardrop.*

---

GEN. VII. CARCÍNUS. From *καρκινος*, a crab ; on account of the cancriform or crab-like ramifications of the dark, distended veins of the cancerous tumour. The division into occult and open, or indolent and ulcerative, introduced by Hippocrates, and continued to the time of Boerhaave, is unnecessary and incorrect. There is but one known species, of which these characters constitute only different degrees or stages.

The question is of far more consequence whether cancer be a



Carcinoma spongiosum. *Young.*

Bierchen makes five varieties, genuine, strumous, syphilitic, fungous, noma. *Abhandlung, &c.*

---

## GENUS VIII.

### LUES.

Ulcers on the genitals, inguinal buboes, or both, after impure coition; succeeded by ulcers in the throat, copper-coloured spots on the skin, bone-pains, and nodes.

Syphilis. *Sauv. Young.*

*Venereal Disease.*

1. SYPHILIS. Ulcers on the genitals circular, ungranulating, thickened at the edge; those of the throat deep and ragged; symptoms uniform in their progress;

---

constitutional or a local, an hereditary, or merely an occasional disease. By its present arrangement it is obvious to which side the author inclines; but the inquiry cannot be discussed in a note. Much has been said, and well said, on both sides. Till of late, the disease was generally regarded as a constitutional affection, and will for the most part, therefore, be found in the division of cachexies, from Sauvages to Macbride. Many of the best writers and practitioners of the present day, however, among whom are Dr. Baillie and Mr. Abernethy, concur in regarding it as merely local. Parr, in his Dictionary, art. CANCER, has examined the subject fairly, and given to the arguments on both sides their due weight. He strongly contends, however, for its being a constitutional, and, in various instances, an hereditary, affection. Perhaps, like gout, it is in some instances hereditary and constitutional, and in others original and local. Dr. Crawford, on analysing the discharge from a cancerous ulcer, detected in it a considerable portion of hepatised ammonia; and Parr, in consequence, supposes the cancerous diathesis to depend on an access of ammonia, and sulphur in the blood. Dr. Adams is well known to have ascribed the disease to a peculiar species of hydatids.

GEN. VIII. LUES. From λυω, "solve, dissolvo," "to macerate, dissolve, or corrupt." Agreeably to the common rule of expressing the power of the Greek *υ* by a Roman *y*, this should be written *lyes*; but the contrary has obtained so long and so generally, that it would be little else than affectation to attempt a change.



yielding to a course of mercury ; not known to yield spontaneously.

Syphilis. *Linn. Vog. Sag. Cull.*

Syphilis venerea. *Sauv.*

Syphilis maligna. *Young.*

Lues venerea. *Astruc. Macbride.*

Frenk zchemeti. *Arab.*

Frantzosen. *G.*

Vérole. *F.*

*Pox.*

That acrimonious and poisonous materials are at times secreted by the genitals, capable of exciting local and perhaps constitutional affections in those who expose themselves to such poisons by incontinent sexual intercourse, appears to have been known to the world from a very early age. Celsus enumerates various diseases of the genitals, most of which are only referable to this source of impure contact: but the hideous and alarming malady, which was first noticed as proceeding from the same source towards the close of the fifteenth century, and which has since been called almost exclusively *venereal disease*, has suppressed, till of late, all attention to these minor evils, in the fearful contemplation of so new and monstrous a pestilence; to various modifications of which most of the anterior and slighter diseases of the same organs seem to have been loosely and generally referred; as though there were but one specific poison issuing from this fountain, and consequently but one specific malady.

The keen and comprehensive mind of Mr. John Hunter first called the attention of practitioners to the idea of different poisons and different maladies; and the subject has since been pursued by Mr. Abernethy with a force of argument, and illustrated by a range of examples, that seem to have put the question at rest. The latter has sufficiently established, that independently of the specific disease now generally recognized by the name of syphilis, there are numerous varieties of some other disease, perhaps other specific diseases, which originate from a distinct, possibly from several distinct, poisons secreted in the same region from peculiarity of constitution, or causes hitherto undiscovered; and which are accompanied by primary and secondary symptoms that often vary in their mode of origin, succession, and termination from those of genuine syphilis; though in many instances they make a striking approach to it: and to which, therefore, Mr. Abernethy has given the name of *pseudo-syphilitic diseases*.

Whether these really constitute distinct species of disease, issuing from distinct sorts of infection, or are mere varieties or modifications of one common species produced by one common morbid secretion, has not yet been sufficiently determined. In this ignorance



The above Arabic is literally *Morbus Gallicus* : but the more general name is (*nar farsi*,) or (*ateshi Farsi*,) according as the Arabic or Persian language is made use of ; both meaning equally *Ignis Persicus*, or *Persian Fire*. By this name it is constantly denominated by the *Cabirajas* or physicians of India.—The name is probably taken from *Avicenna*, who thus distinguished the malignant carbuncle, to which syphilitic eruptions are supposed, in the east, to have a near resemblance. See *Phyma Anthrax*.

upon the subject it is better, for the present, to regard them in the former, as being the more simple, view ;—the author has hence given to this species the name of *syphilodes*, and has arranged it, along with *syphilis*, under the generic term *lues*. The *sibbens* or *sivvens* of Scotland seems to appertain to this species.

The origin of the term *syphilis* is not exactly ascertained. Dr. Turton spells it *siphilis*, and derives it from *σιφλος* (*siphlus*) “foul or filthy ;” Sauvages, from *συν* (*syn*,) “together,” and *φιλεω* (*phileo*) “to love,”—“*mutual love* :” in which case it should be spelt according to the common rule. The latter, who introduced the term into the nosological catalogue, appears to have derived it from *Fracastoro*, who was born at Padua in 1483, and died in 1553, and who spells it in his very elegant poem *De Syphilitide*, upon this very inelegant subject, agreeably to the usual mode. There is an equal uncertainty as to the quarter in which the disease originated. It is usually ascribed to the American continent, and believed to have been imported into Europe by the crews of Columbus on his return home : a belief, however, which seems to be altogether without foundation. The reader who is desirous of examining the authority on which this opinion rests, together with the various names by which it was at first recognized, may consult the author’s article *On Medical Technology*, in the *Transactions of the Medical Society of London*, series ii. Vol. I., p. 21 and following, and the notes there subjoined.

Linnéus stands alone in arranging syphilis as an exanthem, along with small-pox and measles. He thought himself justified from the fever which occasionally accompanies the copper-coloured spots on the skin, in an advanced stage of its secondary symptoms.

In the *Amanitates Academicæ*, Vol. IV. art 72, entitled “*Specifica Canadensium*,” by M. Von Coelln, we have an exact formula for exhibiting the lobelia *syphilitica*, or Indian specific for syphilis, as delivered to Sir William Johnson, who purchased it of the Indians at a high price.

Among the Hindus, the disease is commonly known by the name of *Persian fire* ; a term, however, of much earlier date than any re-



2. **SYPHILÓDES.** Ulcers indeterminate in their character ; symptoms irregular in their appearance ; usually yielding spontaneously ; variously affected by a course of mercury.

cords we possess of the existence of syphilis, and applied by Avicenna, and the writers of the Saracenic schools, to a particular species of anthrax. The Hindu specific for the cure both of syphilis and elephas is a composition of arsenic, *sanc'hya*, in Arabic *shucc*, but which the Persians call *mergi-músh*, or mouse-bane. The oxyd employed is the white arsenic, *a. calciforme*, and the following is the mode in which the medicine is prepared, as given in the *Asiatic Researches*, Vol. II. art. viii. "Take of sanc'hya (*white arsenic*) fine and fresh one tólá, (equal to 105 grains) ; of picked black pepper six times as much ; let both be well beaten at intervals for four days successively in an iron mortar, and then reduced to an impalpable powder in one of stone with a stone pestle, and thus completely levigated, a little water being mixed with them. Make pills of them as large as tares or small pulse, and keep them dry in a shady place. One of the pills must be swallowed morning and evening with some betel-leaf ; or where betel is not at hand, with cold water. If the body be cleansed from foulness and obstruction by gentle cathartics and bleeding, before the medicine is administered, the remedy will be the speedier." The Cabirája, or Hindu physician relies implicitly on the virtues of this composition, and confidently predicts the most certain success in both the above diseases. The cathartic, previously employed, is commonly manna, which is worked off with copious draughts of a cooling decoction of the *nílúfer* or *nymphæa nelumbo*.

See also Sir William Jones's Works, Vol. I. p. 553, 4to. edit.

**GEN. IX. ELEPHANTIASIS.** From *ελεφας*, "an elephant:" so denominated by the Greek physicians, because the skin of persons affected with this disease resembles that of the elephant in thickness, ruggedness, insensibility and dark hue. Thus applied, therefore, the term imports *elephant-skin* ; in the same manner as the same national school denominated *dandriff* pityriasis, *bran-skin* ; from the skin under this disease resembling branny scales ; and another sort of scaly malady *ichthyiasis*, or *fish-skin*, from the resemblance of the skin when thus affected to the scales of the finny tribes.

The Greeks became first acquainted with the elephantiasis from their casual intercourse with Egypt. To this quarter Lucretius, adopting the common opinion, ascribes its origin, lib. I. VI. 112 :

Est ELEPHAS morbus, qui propter flumina Nili,  
Gignitur Ægypto in mediâ, neque præterea usquam.

High up the Nile, 'mid Egypt's central plains,  
Springs the BLACK LEPROSY, and there alone.



*Pseudo-syphilitic Disease.* *Aberneth.*

*Syphilis pseudo-syphilis.* *Young.*

*Sibbins. Sivvens. Qu?*

The varieties seem to be numerous; but have not, hitherto, been sufficiently defined for classification.

---

## GENUS IX.

### ELEPHANTIASIS.

Skin thick, livid, rugose, tuberculate; insensible to feeling; eyes fierce and staring; perspiration highly offensive.

---

Arabia, however, seems rather to have been the prolific source of this terrible scourge than Egypt; if we may judge from what seems highly probable, namely, that this is the disease with which Job was afflicted in Idumea, a part of Arabia, as described in the sacred poem, that bears his name, and which affords, without question, the most ancient record in the world, composed in a mixt language of Arabic and Hebrew; and if we add to this the still more powerful argument that the Arabic name of the disease has extended itself all over the east, and is almost the only name by which it is known in Egypt, Persia, and Indian, in all which regions the disorder is about equally common. Yet the Arabic name is not *elphas* or *elephantiasis*, but *juzam*, literally "disjunction, amputation;" vulgarly indeed, and more generally pronounced and written *judam*, and by the Turks *judamlyk*. from (*judd*), a root which imports "erosion, truncation, excision;" evidently referring to the destructive character of the disease, and the spontaneous separation of the smaller members, as the fingers and toes, when severe in its progress.

In some parts of India, however, and particularly in Mysore, it is called also, and especially by the common people who are frequent sufferers from it, *durda*, a Persian and Turkish term, applied to elephantiasis emphatically; for *durd* in these languages imports sickness, disease, or distress generally; whence *durda* in Arabic, as well as in the two former tongues, is a common exclamation of distress, "*væ!*" "*prô dolor!*"

The Arabians, however, have a malady of a very different kind to which they give the name of *elphas*, *elephantiasis*, or *elephant-affection*, in their own language *dal fil*, which is literally *morbus elephas*; and which they sometimes contract to *fil* or *elephas* alone; so denominating the disease from its supposed resemblance to the dark, thick, and heavy leg of the elephant: as though *elephant-leg* instead of *elephant-skin*. It is the "swelled, tumid, or Barbadoe



1. ARABICA. Tubercles chiefly on the face and joints; fall of the hair except from the scalp; voice hoarse and nasal: contagious, and hereditary.

Elephas. *Dioscor.* lib. ii. *Lucr.* De Rer. Nat. vi. 1102.

leg" of modern writers. And on this account, when learning, and especially medical learning, found an asylum, during the dark ages, at the splendid courts of Bagdat, Bassora, and Cordova, and the best Greek writers were translated into Arabic, or the best Greek and Arabic into Latin, two different diseases were found to possess a like name; for the Greeks, notwithstanding that they had already elephantiasis to signify *juzam*, could only translate *dal fil* by elephantiasis also. And hence arose a considerable degree of confusion, which has indeed continued to the present moment; for *elephantiasis*, (*dal-fil*), or "elephant-disease," is still applied by many writers to both these maladies; while not a few regard the two as nothing more than varieties of a common species, or species of a common genus. Yet the one is a tuberculate affection of the whole body; while the other is a scaly affection of only particular parts, and, commonly, of not more than a single limb. As a mere variety of the proper elephantiasis, the Barbadoes or elephant-leg *bucnemia* in the present system, occurs in the Nosology of Dr. Young; while Dr. Parr, in his article ELEPHANTIASIS, confounds the two affections under one general character and history. In his article NOSOLOGY, indeed, he is not guilty of the same perplexity; for here he confines himself, under the term elephantiasis, to black leprosy alone, but at the expense of totally omitting the Barbadoes-leg or *dal fil*, which occurs no where in the range of his classification.

The leprosy (*lepra Græcorum*), the *leuce* (λευκη) of the Greeks, and the *baras* or *beras* of the Arabians, was by many of the Arabian physicians, and very generally among the people, supposed in various cases to terminate in *juzam* or elephantiasis, as though these also were nothing more than different stages or degrees of the same disorder. And hence another error and perplexity in medical study. *Alsahavarius* thus unites them, and they are jumbled together, or explained alike, in nearly all the oriental dictionaries; in which *beras* or leprosy, and *juzam* or elephant-skin, are, almost without an exception, regarded as convertible terms; *beras* being sometimes explained by the name of *mered* or *bald juzam* (the term *mered* signifying *bald*, i. e. *pilis carens*), and elephant-skin by that of *black beras*, a name occasionally applied to it by *Avicenna*. This oriental confusion of two different diseases was readily copied by the first Latin translators, till at length both in the east and west, *beras* or *lepriasis*, though literally *scale skin*, became a sort of family name for almost every foul disfigurement of the skin, whether tuberculate or scaly, cutaneous, or constitutional. And hence the *lazarettos* or hospitals established for elephantiasis or black leprosy during the dark ages,



Elephantiasis. *Aretæus.*

Elephantiasis. *Sag. Cull.*

Elephantiasis Indica. *E. Orient. Sauv.*

Elephantia Arabum. *Vog.*

the *morbus Sancti Lazari* as it was also called, were filled with patients exhibiting blotches and blains of every kind; and are still denominated, (*judam khaneh*,) or *judam lazarettos*.

In the Linnéan system, elephantiasis and leprosy, and perhaps several other diseases, are included under the term *lepra*: all which the disciples of the Linnéan school, consistently with a principle already adverted to, ascribe to animalcules drunk in with the common beverage of water—and especially the *Gordius marinus*. The black leprosy is well described as it occurs on the borders of the gulf of Bothnia and in Finland, in an article entitled *Lepra* in the *Amœnitates Academicæ*, Vol. VII. No. 31, by M. Uddman; in the course of which this opinion is plausibly and ingeniously supported. It is also supported by M. Tonning in art. 149 of the same volume, entitled *Rariora Norwegiæ*; and was, in fact, many years antecedently to this, suggested by M. Martin, also a pupil, and a very indefatigable one, of Linnéus, during a tour to Norway in 1758.

At Madeira, and in some other parts of the world, elephantiasis does not appear to be contagious, nor perhaps hereditary. Yet the testimony of its being both, in the true elephantiasis or *juzam* of Arabia and the east, is so strong and concurrent among the Hindu *Cabirajas*, as well as the Arabic writers, that there can be no doubt upon the subject. The distinction is sufficient to make a variety of the former, if future observation should fully confirm the general opinion.

Many of the characters here noticed are accurately and ably pointed out by Dr. Bateman in his "Practical Synopsis of Cutaneous Diseases;" to which the reader may turn with great advantage for a fuller illustration of the subject.

2. *Elephantiasis Italica*. For a knowledge of this species of elephantiasis, as the author ventures to denominate it, we are almost exclusively indebted to Italian physicians, by whom it is called *pellagra* or *fielagra*—*skin-affection*, from *fellis*, and *αγρα*, a barbarous term, as compounded of two different languages. The first writer upon the disease appears to have been Francis Frapolli, a Milanese physician, whose work, "In Morbum vulgo Pelagram," &c. was published at Milan in 1771, and who expresses himself doubtful whether the disease, though not antecedently described, is not referred to occasionally by earlier writers, though he does not think that the *Pilarella*, as the syphilis was called, when it proved depilatory to the chin and eye-brows, was the disease in question, notwithstanding this seems to have been an extensive opinion at the time. The next tract, of any note upon the subject, was published



Lepra Arabum. *Auct. Var.*

Juzam. *Arab.*

Khóra. *Hindust. Asiat. Research. Vol. II. 8.*

Elephanta-naussatz. *G.*

*Black Leprosy.*

2. ITALICA. Tubercles chiefly on the body and limbs; sometimes desquammating; great tension of the skin; vertigo; burning, lancinating pain in the head; melancholy; at first remitting, afterwards fixt, terminating in alienation of mind; hereditary.

Pelagra. *Jansen. Frapolli, Animadv. in morb. vulgo Pelagram, Milan 1771. Della Pelagra descrizione di Mich. Gherardini, Mil. 1780. Thierry, Recueil périodique d'Observations de Medicine: Paris, 1755.*

Pellagra. *Oleggio.*

Tuber Pellagra. *Parr.*

Mal del sole. *Mediolan.*

3. ASTURIENSIS. Tubercles chiefly on the hands and feet; crustaceous, desquammating; continual tremor of the head and upper part of the trunk; baldness of the scalp as well as of other parts: gloom and terror of mind.

Lepra Asturiensis. *Sauv. Thierry. Journ. de Med. Maie 1755.*

Mal de la Rosa. *Spanish.*

---

at Venice in 1784, by G. M. d'Oleggio, under the title of Tr. Teo. Prat. della Malattie dell insolato di prima vera volgarimente dette della Pellagra. But the best account we have received of the disease is from the pen of Dr. Jansen of Leyden, which appeared in 1788. Dr. Jansen has entered into a very full inquiry upon every thing that relates to it, and his description is copied, or rather condensed, in the present definition. It is singular that he could not hit upon the origin of the term, and questions whether it may not be derived from the Greek *πelas*. He tells us, that it was occasionally called *mal del sole*, as though produced by the heat of the sun. The cause of the disease, after all, seems uncertain; it is found in various parts of Italy; but especially in the Milanese and Venetian districts, so widely differing from each other in soil and situation, that it can scarcely be referred to these sources. Yet it is endemic and hereditary; so that the condition of the peasantry in these regions is truly miserable. Dr. Parr is, perhaps, the only writer who has hitherto introduced this disease into a nosological arrangement.



## GENUS X.

## BUCNEMIA.\*

Leg enormously tumid, and mis-shapen ; skin thickened, livid, rugose ; often scaly ; scrotum, arms, or other parts, sometimes participating in the affection.

Elephantiasis. *Auct. Var.*

Dal fil. *Arab.*

Drüsenkrankheit. *G.*

Yava-skin. *Polynes Isles.*

Barbadoes-leg. *Hillary, Dis. of Barbad.*

Glandular disease of Barbadoes. *Hendy.*

1. INDICA. Bones and muscles of the affected limb sound ; its motion little impeded by its weight.

---

GEN. X. BUCNEMIA, from *βου*, an augmentive particle, evidently derived from the Hebrew *בָּעַ* or *בָּעָה*, (*bo* or *boa*), "to swell, grow large or intumesce," and *אֵמָה*, "crus," or "the leg:" literally *bulky or tumid leg*. It is, in truth, the *dal fil* or *elephant-leg* of the Arabians, the *Barbadoes-leg* of modern writers, already glanced at in the note on Elephantiasis, and for which no proper technical name has hitherto been offered:—an apology that the author trusts will be sufficient for the present attempt. Though frequently, as already observed, called elephantiasis, from a misunderstanding of the secondary meaning of two univocal terms in two different languages, it is without the essential character of tubercular eruptions ; while unlike the elephantiasis, which extends over the whole body, it is always limited, and often confined to a single limb. It makes, however, an approach to elephantiasis, and ought therefore to range near it, but it cannot be included in the same definition. It is very generally known both in the East and West Indies ; in Arabia, and along the whole range of the Polynesian Isles ; in which last it is denominated *yava-skin* ; as being supposed to originate from drinking the heating beverage called yava ; and, like the gout among ourselves, is regarded in a sort of honourable light.—Instances of it are frequently to be met with in our own country ; and in a case that occurred to the author about a twelvemonth ago, the patient, from an attempt to repel it, was suddenly attacked with

---

\* [In the "*Study of Medicine*" this genus is transferred from this order to the second order *phlogotica*, in the same class. In that order it is placed as the eleventh genus, and is made to comprehend two species, viz.

1. BUCNEMIA SPARGANOSIS.

2. ——— TROPICA.

The genus *Sparganosis*, which is the tenth of the second order and third class, in this work, is suppressed in that.]



## GENUS XI.

### CATACAUSIS.

General combustibility of the body.

Incendium spontaneum. *Dupont. Plouquet.*

Catacausis. *Young.*

1. EBRIÓSA. The combustibility occasioned by a long and immoderate use of spirituous liquors ; and producing combustion spontaneously.

*Phil. Trans.* Bianchini. Vol. XLIII. *Id.*  
Wilmer. LXIV. *Journ. de Physique*, Pierre-Aime-Lair, l'An VIII. *Le Cat. Memoires.*

a fit of gout in the stomach, which destroyed him in three days :—here, however, gout was a constitutional disease.

GEN. XI. CATACAUSIS. *Kατακαυσίς*, “exustio,” “combustio,” from *κατακαίω*. The only medical writer in our own country, so far as the author is acquainted with, who has noticed this very extraordinary affection, is Dr. Young, by whom it is referred to under the Greek name here applied to it. The examples of this singular diathesis, leading to a spontaneous and fatal combustion, are so numerous, so well authenticated, and press upon us from so many different countries and eras, that it would be absurd to withhold our assent. In almost every instance the combustion seems to have taken place in females, advanced in life, and immoderately addicted to spirituous liquors. In some cases the heat that has consumed them appears to have originated in themselves, in others to have been communicated by a fire or candle ; but in no case has the flame or fire hereby excited in the body been so powerful as essentially to injure the most combustible substances immediately adjoining, as linen or wooden furniture. The body in several instances has been found actually burning—sometimes with a lambent flame flickering over it—sometimes without any flame whatever—while the application of water has at times seemed rather to quicken than impede the combustion. The event has usually taken place at night when the sufferer has been alone : it has commonly been discovered by the fetid penetrating smell of sooty films which have spread to a considerable distance ; the unhappy subject has in every instance been found dead, and more or less completely burnt up ; the burnt parts being reduced to an oily, crumbly, sooty, and extremely offensive matter. “I confess,” says M. Pierre-Aime-Lair, in the *Journal de Physique*, Pluv. l'An. 8, “that these accounts at first appeared to me to be worthy of very little credit, but they are presented to the public as true by men whose veracity seems unquestionable. Bianchini, Maffei, Rolli, Le Cat, Vicq-d'Azyr, and other men distinguished by their learning, have offered certain testimony of the facts.



## GENUS XII.

## PORPHYRA.

Livid spots on the skin from extravasated blood: languor and loss of muscular strength: pains in the limbs.

Purpura. *Willan. Riverii. Prax. Med. xvii. 1.*

*Scurvy.*

I. SIMPLEX. Spots numerous, but small and flea-bite shaped; chiefly on the breast, arms, and legs; paleness of visage.

Besides, is it more surprizing to experience such incineration than to void saccharine urine, or to see the bones softened to such a degree as to be reduced to a state of jelly?" The reader, who is desirous of pursuing this curious subject farther, and of examining the various hypotheses by which it has been accounted for, may consult the *Phil. Trans.* Vols. XLIII and LXIV. the first of which contains numerous examples. *Acta Medica et Philosophica Hafniensia; Encyclopédie Methodique*, art. Pathologic Anatomy of man, drawn up by Vic d'Azyr; *Journal de Medicine*, Tom. LIX. p. 140, 440; and *Phylos. Magaz.* Vol. VI. p. 132. He may also turn to the description of Merille and Muraine in the *Journal de Medicine*, Tom. LXIX. p. 140; and *Dupont's* "Dissertatio de corporis humani incendiis spontaneis." Lugd. Bat. 1736.

GEN. XII. ΠΟΡΦΥΡΑ, *purpura*, "purple or livid disease." Dr. Willan has used the Latin term instead of the Greek, as indeed have most of the nosologists; and he has used it in a sense very nearly parallel with its range as now offered. "With Riverius and some other authors," says he, "I propose to express by the term PURPURA an efflorescence consisting of some distinct, purple specks and patches, attended with general debility, but not always with fever." Ord. III. p. 453. "Cases of the PURPURA seem to have been studiously multiplied in periodical publications, and in medical or surgical miscellanies.—I consider it under all the forms described, as pertaining to the SCURVY, though it is *not always* attended with sponginess of the gums, and a discharge of blood from them, according to the definition of SCORBUTUS in nosology. Whether my readers agree with me or not, they will, I think, allow that a general view of the symptoms and causes of either the *Sea-Scurvy* or *Land-Scurvy*, cannot properly form a part of the present work." Id. p. 466.

Certainly these cannot in precision of language be regarded as *cutaneous diseases*, and consequently a minute description of them



Petechiæ sine febre. *Auct. Var.*

Phœnigmus petechialis. *Sauv.*

Profusio subcutanea. *Young.*

Rothe punkt. *G.*

*Petecchial Scurvy.*

α Pulicosa. Exhibiting a pulicose, flea-bite, or as it is commonly called, petecchial appearance, from the first.

Purpura simplex. *Will.*

β Urticans. The flea-bite spots preceded by reddish, rounded, and nettle-sting wheals, but without a sensation of tingling or itching, fugacious and migratory. Chiefly found in the summer and autumn.

could not properly form part of a work possessing this title. The above extracts, however, are sufficient to prove that if Dr. Willan could have treated of sea-scurvy, in the work in question, he would and must have assigned it a place under the genus *Purpura*. Yet he might perhaps as well have introduced *purpura nautica*, sea-scurvy, as *purpura contagiosa*, the *petecchial spots* of malignant fever, which constitutes his fourth variety; since an efflorescence of this kind has at least as little connexion with cutaneous diseases as the former, and is, in itself, no disease whatever, but a mere symptom of a disease. With respect to *land-scurvy*, Dr. Willan has actually treated of it, and at considerable length as well as with great interest; for the *variety*, as he calls it, though it should be rather termed *species*, which he distinguishes by the name of *purpura hæmorrhagica*, is in fact the *land scurvy* of all medical writers, and is so regarded and acknowledged by himself. In proof of this, it is only necessary to observe that in Order I, p. 51, article *Lichen lividus*, he directly translates *purpura* by the term *land-scurvy*; and refers us both here, and in p. 463 of the number just quoted from, to the work of Amatus Lusitanus, published about the year 1550, and directly relating to this very disorder, or rather to all the cognate disorders that properly appertain to the present genus. After which he continues as follows: "Engalenus is perhaps the first writer who has given a clear description of this disease, (*purpura*) Under the general title *scurvy*, he furnishes three or four distinct cases, wherein the purple eruption was connected with a hæmorrhage from the gums, from the lungs, or from the bowels. See Obs. 2, 33, 59, 62, 68, 69, 72. He refers the complaint to a *putrid diathesis*, produced by *gross food, salt, or stagnant water, and a moist cold atmosphere*. Dr. Lister, *Exercitat. Med. de Scorbuto*, 1680, affords several cases analogous to those above quoted: the 1st, 5th, 6th, 7th, 8th, 9th, 10th, 11th, and 12th, *exactly coincide with my own observations on the purpura hæmorrhagica*. The remedies on



*Purpura urticaria.* Will.

2. *HÆMORRHAGICA.* Spots circular, of different sizes; often in stripes or patches, irregularly scattered over the thighs, arms, and trunk; occasional hæmorrhage from the mouth, nostrils, or viscera; great debility, and depression of spirits.

*Purpura hæmorrhagica.* Will.

*Stomatocæ universalis.* Sauv.

*Ileus hæmatites* (ἰλεὸς αἱματῖτης.) Hippocr.

*Hæmorrhagia universalis.* Wolf. Wadel. Observ. Curieuses, Tom. III.

*Land-Scurvy.*

3. *NAUTICA.* Spots of different hues intermixed with livid, principally at the roots of the hair; teeth loose; gums spongy and bleeding; breath fetid; debility universal and extreme.

Occurs chiefly at sea after exposure to a moist, cold, and foul atmosphere; with long use of salted food and stagnant water.

which Dr. Lister depended for the cure of these, were, scurvy-grass, cresses, vegetable acids, and occasionally blood-letting. Experience, however, soon taught him, that bleeding, and likewise purging, were highly detrimental."

Dr. Willan has well observed, that cases of purpura have been unnecessarily multiplied; and Dr. Bateman has still farther illustrated this idea by remarking, that "the term *purpura* has been employed by different writers in so many other acceptations, that some ambiguity would perhaps have been avoided by discarding it altogether; for some authors have used it as an appellation for measles, others for scarlet-fever, for miliaria, strophulus, lichen, nettle-rash, and the petechiæ (*petecchiæ*) of malignant fevers;" Synops. of Cut. Diseases. p. 102. While, as he observes, antecedently "the term purpura was applied to *petechial spots only* by Riverius, Diemerbroeck, Sauvages, Cusson, and some others." It is partly on this account that the author has employed *porphyra* instead of *purpura*, as having been less hacknied in medical service; and partly, because, as remarked in the Preliminary Dissertation, he has endeavoured, for the sake of consistency, to derive the names of all the genera from a common language, and that language the Greek. To *scorbutus* there is every objection; for it is neither Greek nor Latin, nor any language whatever; but a term intolerably barbarous, derived, as is commonly supposed from the German compound *schar-bocke*, or *schar-pocke*, literally *aggregate-pox*, *cluster-pox*, but more likely from *scharf-pocke*, *violent or vehement-pox*, *schorf-*



Scorbutus. *Boerh. Hoffm. Sauv. et Auct. Recent.*  
 Scorbutus nauticus. *Young.*  
 Scharbocken.—Scorbut. *G.*  
 Scorbut. *F.*  
*Sea-Scurvy.*

---

## GENUS XIII.

### EXANGIA.

Enlargement or rupture of a blood-vessel, without external opening.

Exangeia. *Young.*

---

*hocke*, *scurf* or *scurvy-fox*, to which the inventor has endeavoured to give a sort of Latin termination. Independently of which *scorbutus*, as employed at present, only indicates a particular species of scurvy, and could not, therefore, without imprecision, be used in a generic sense.

The subject is well treated in Dr. Bierchen's paper, entitled *Morbi Expeditionis Classicæ*, in the *Amœnit. Academ.* Vol. V. ed. 78. After Sir John Pringle, he strongly recommends sour-kROUT as one of the most useful acids. Of the mineral acids he chiefly extols the sulphuric. Dr. Young, p. 229, observes, that in purpura, (land-scurvy,) "the sulphuric acid is a powerful remedy, the citric ineffectual: in true scurvy, (*porphyra nautica*,) the reverse."

GEN XIII. EXANGIA. *Ἐξάγγια*, from *ἐξάγγιζω*, "evacuo e vase." *Hippocr.* The spontaneous dilatation or rupture of blood-vessels is, in most instances, the result of local or general debility in the arterial or venous system; and hence this genus of diseases falls properly within the scope of the present order. "We know from daily experience," observes Mr. B. Bell, "that partial debility frequently occurs in different parts of the body. Thus there is nothing more common than edematous swellings of the extremities, even in constitutions otherwise healthy; and swellings of this nature we justly suppose to depend most frequently on a local weakness of the parts in which they occur. Now why may not a debility of a similar kind fall upon part of the arterial system? And if it should ever do so, we can easily see how, in almost every instance, it must necessarily terminate in aneurismal swellings.—This cause of the disease may be considered as the most frequent origin of aneurisms that do not evidently depend upon external injuries." *Surg. I.* p. 184. Occa-



## 1. ANEURISMA. Pulsating tumour of an artery.

Aneurisma. *Auct.*Abscessus spirituosus. *Amat. Lusitan.*

Aneurism.

α Cysticum. Tumour circumscribed; formed by a dilatation of the arterial coats within the sphere of the enlargement.

Encysted Aneurism. *Bell's Surg.*

Sometimes found in the heart, but less frequently than in the arch of the aorta. See *Baillie Morb. Anat. F. v. pl. 3, fig. 1 and 2.* The aneurismal artery is, in this case, usually more or less ossified. *Id. Pl. 4, fig. 2.*

ς Diffusum. Tumour diffuse: formed by the flow of arterial blood into a subcutaneous cavity, in consequence of a rupture of the coats of the artery.

Diffused Aneurism. *Bell.*

γ Varicosum. Tumour protracted: pulsating through a superincumbent and dilated vein from an injury common to both.

sionally, however, the debility extends through the whole arterial system, in which case the coats are not only unusually but irregularly weak, so as to be peculiarly liable to a morbid dilatation or rupture in every part: and it is to this predisposition that pathologists have given the name of the *aneurismal diathesis*.

The same observation applies to the veins: though it must be observed, in respect to both systems, that although this peculiar diathesis may be an adequate cause of itself, yet, in general, it only lays a foundation; and the disease owes its immediate origin to some co-operating and local power, as pressure, violent concussion, strain, or other injury. Perhaps the varicose aneurism, as it has been named by Dr. Hunter, is seldom produced except by the lancet. It appears, however, to be the least dangerous of any, and the most susceptible of a natural cure. See, for various cases of natural cure or palliation, *Lond. Med. Obs. Vol. II. art. xxxvi. and Vol. III. art. xiii.* See also *Bell's Surg. Vol. I. p. 217, 218.*

1. α. *E. Aneurisma Cysticum.* See two interesting cases of this variety of aneurism in the carotid arteries by Mr. A. Cooper, *Medico Chir. Trans. Vol. I.*, in which the operation was performed: unsuccessfully in the first from the long standing and size of the sac, which pressed with perpetual irritation on the larynx and pharynx, exciting frequent fits of cough, and preventing deglutition; successfully in the second, in which the tumour was smaller, and of more recent date.



*Varicose Aneurism. W. Hunter.*

♂ *Cardiôgmus.* Obtuse intumescence and constant disquiet of the præcordia; with a sense of internal weight and pulsation increased on the smallest motion.

*Cardiogmus. Galen. Sauv. Vog. Sag.*

*Cardiogmus. Cull. Catal. Morb. omiss.*

*Aneurisma præcordiorum. Auct. Var.*


*Polypus cordis. Auct. Alior.*

2. *VARIX.* Soft, livid tumour of a vein.

*Cirsus. (Κίρσος) Auct. Græc.*

*Varix. Auct. Lat. et Neoter.*

The varix is said at times to burst spontaneously: in which case this species would afford two varieties of the same nature as the first two of the preceding.



## GENUS XIV.

### GANGRÆNA.

The death of a portion of the body, while the rest continues alive,—often in a sound state.

*Gangræna. Gal. et Auct. Recentior.*

*Gangrene.*

---

GEN. XIV. GANGRÆNA. Γαγγραινα, from γραινω, “depascor.” The term sphacelus and gangræna have been employed, both by Greek and Latin writers, sometimes in a similar and sometimes in a different sense; and where the sense has been different, each term has at times expressed a higher and at times a lower degree of the same affection. Generally speaking, however, sphacelus (σφακελος, from σφαζω, “macto,”) has expressed the utmost range of a gangrene, the total death or mortification of a gangrenous organ: and we, hence, see how necrosis may be called, as it generally is, a gangrene, though it has never been termed a sphacelus. In the present use of the words the author has adhered to this general view; and has hence taken gangræna for the generic term, under which the other two will readily range as specific names. Yet it is a singular circumstance that the most forcible word of the three, *necrosis* (νεκρωσις, from νεκρω, *interimo, mortifico*,) and consequently best adapted to express utter death or mortification, should, by an



1. SPHACELUS. The dead part soft, moist, corrupt, and highly offensive.  
     Sphacelus. *Sauv. Linn. Vog.*  
     Khure. Of Persian origin.  
     Ertodtung. *G.*  
     Gangrene humide. *F.*  
     *Mortification.*  
     α Inductus. Preceded by fever, inflammation, local violence, or other exhausting power.  
     ε Atónicus. The result of old age or other debility.
2. NECRÓSIS. The dead part dry, shrivelled, hard and dusky.  
     Kribelkrankheit. *G.*  
     Gangrene seche. *F.*  
     *Dry Gangrene.*  
     α Albida. Retaining the natural colour of the flesh.  
         *White Gangrene.*  
     ε Discolor. The natural colour changed to livid or a mixture of hues.
3. CARIES. The dead part originating in, or extending to, a portion of the subjacent bone.  
     Caries. *Auct.*  
     Remmet. *Arab.* Hence Ozami remime, literally Ossa cariosa.
4. USTILAGÍNEA. Gangrene dry, diffuse, divergent; commencing in the extremities without fever or intu-

---

almost unanimous consent, be limited to denote the lowest degree of a gangrenous affection:—that mere shrivelling and withering away of a limb for want of nutriment, which we occasionally meet with in paralytic patients, extreme old age, or after a severe wound or an obstinate and sinuous ulcer; in which the substance of the muscles and integuments is almost entirely absorbed and carried off, and the bone appears to have scarcely any other covering than the skin. The French *Medical Society* have well described it as follows: La Gangrène sèche est caractérisée par la mortification de quelques unes des extrémités, et quelquefois de toutes. Le membre s'engourdit, devient douloureux, et éprouve un sentiment de froid, on plus souvent d'une ardeur insupportable. Le vaisseaux s'oblièrent, les chairs se nourrissent, se durcissent, la gangrene pénètre jusqu' aux os, et le malade aux prises avec la mort, est encore heureux; si la partie gangrénée se separant d'elle-même, il survit à la perte de ses extrémités *Soc. de Med. 1776.*

4. *G. ustilaginea.* Grain poisoned by the introduction of vegetable funguses, or other parasitic plants, into the stems or spikelets, has been often found, when taken as food, productive of the worst



mescence, and spreading till various limbs drop off in succession : great hebetude of mind and body ; often with violent spasms.

Necrosis ustilaginea. *Sauv.*

Ergot. *F.*

Mildew-Mortification.

---

## GENUS XV.

### ULCUS.

A purulent or ichorous sore produced by the separation of a dead part.

Elcus (ἐλκος.) *Auct. Græc.*

Ulcus. *Auct. Lat.*

Kerh. *Arab.*

Geschwâr. *G.*

Ulcère. *F.*

Ulcer.

---

and most fatal diseases. The subject has not been sufficiently examined into, but there are two dreadful disorders, more especially, to which this cause, under different circumstances, has occasionally given rise ; both which are denominated by the French *Ergot*, in consequence of this term importing *blight* or *mildew* : as they are, also, *mal des ardens*, from the burning internal heat which is often felt in either case. The one of these disorders is a typhous fever, with the general character of pestis, or what Sauvages calls erysipelas *pestilens*, which is synonymous with the third variety of pestis under the present arrangement. The other is a tendency, without fever, to an universal mortification, which commences in the hands or feet with a sense of numbness and external coldness, a dusky or livid cuticle, great debility of mind and body, often violent spasmodic contractions ; and spreads rapidly over the system, till the fingers, arms, nose, legs or thighs, are affected, and some of them drop off spontaneously.

See *Phil. Trans.* Vol. IV. year 1765 ; Tissot's Letter to Sir George Baker. *Hist. de l'Acad. R. des Sciences*, 1740, 1748, 1752. *Acta Lipsiæ*, 1708. à Langio, 1752, p. 634. *Mezerai Hist. de France*, ann. 1090.

Beriberia is perhaps an effect of a similar cause.

GEN. XV. ULCUS. 'Ελκος, derived by Eustathius from ελκω, *traho*,



1. INCARNANS. Healthy, purulent, and granulating.
2. VITIÓSUM. With a vitiated surface and secretion.
  - $\alpha$  Callosum. The edges indurated and retracted.
  - $\beta$  Spongiósum. With fungous or spongy excrescences.
  - $\gamma$  Cancrosum. With a hard, livid, lancinating, irregular, fetid, and frequently bleeding tumour at its base.  
Aukile. Arab.
3. SINUÓSUM. Communicating with the neighbouring parts by one or more winding channels.
  - $\alpha$  Ré cens. The channel fresh, and yielding.
  - $\beta$  Fistulosum. The channel indurated, and of longer standing.

as though *distraho*, hereby producing a λύσις συνεχείας, or in the phrase of modern times, which is a literal rendering of the Greek, "solution of continuity." Ulcus is therefore, strictly speaking, a Greek term with a mere change of one convertible vowel for another. That the genus is rightly placed in the present order, characterized by a "morbid state of the blood or blood-vessels, alone or connected with a morbid state of other fluids, producing a diseased habit," will, probably, be granted by every one who admits the propriety (of which there can be little doubt) of introducing the preceding genus into the same division. For so closely is ulcer connected with gangrene, that it cannot exist without it; it is its natural effect and sequel, provided the gangrene itself does not prove fatal.

Ulcers are a disease as common to the vegetable as to the animal world. They are sometimes produced by neglected incisions or other wounds, and often generated by some local acrimony or other morbid affection of the fluids; the secretion being at times highly virulent, and of a cancerous character; corroding to a considerable extent the bark, alburnum, and even the pith of the affected tree. In all these cases the dead parts and thickened edges of the ulcer should be removed by excision, and the wound, hereby made, be covered with grafting wax, or, which will often succeed better, with Forsyth's warm cement. The same disease sometimes attacks the bulbs of hyacinths, and fleshy roots of other plants, which should be carefully treated in the same manner; though, as the erosion in these cases generally extends in a short time to the centre, it is not often that we can expect to be successful.

2.  $\gamma$  *U. vitiosum Cancrosum*. Much benefit has been said to be derived in some cases from the application of carbonic acid gas kept constantly in contact with open cancerous ulcers of the breast. Dr. Ewart, of Bath, has published two interesting cases, in which we are told that they healed under this treatment like common ulcers. Dr. Darwin properly ascribes this benefit rather to the



4. TUBERCULÓSUM. With tuberculous excrescences, lobed by ragged and spreading ulcerations: chiefly about the alæ of the nostrils.

Cancer lupus. *Sauv.*

Lupus. *Willan.*

*Noli me tangere.*

5. CARIÓSUM. The ulcer extending into the substance of the subjacent bone.

Caries. *Sauv. Linn. Vog. Cull.*

If the ulceration extends to the medulla, it is often called "arthrocace."

The one or the other species found also, occasionally, as a symptom, in lues, struma, porphyra, and other depravities of the constitution.

---

exclusion of oxygen than to any specific virtue in the carbonic acid. As in common ulcers, the matter does not induce hectic fever till it has been exposed to the air, and then probably united with oxygen. The manner of applying the fixed air is by including the cancer in one half, or hemisphere of a large bladder; the edges being made to adhere to the skin by adhesive plaster. Perhaps a mixture of one part of honey with about twenty parts of carpenter's glue might better suit some tender skins. The bladder is then kept constantly filled with carbonic acid gas by means of a pipe in the neck of it; and the matter let out at a small aperture beneath. Charcoal powder daily applied, and perpetual exclusion of the air by the covering of a double oiled silk, have also been advised, with the same intention as the use of carbonic acid gas, and in many instances with apparent success.



## CLASS IV.

### NEUROTICA.

DISEASES OF THE NERVOUS FUNCTION.

---

#### ORDER I.

#### PHRENICA.

AFFECTING THE INTELLECT.

Error, perversion, or debility of one or more of the mental faculties.

---

#### GENUS I.

#### ECPHRONIA.

Diseased perception, with little disturbance of the judgment,

---

CL. IV. NEUROTICA. *Νευροτικά*: "ad nervos pertinentia," from *νευρον*, "nervus." The word here employed is that in general use: but *νευρικά* would perhaps be preferable.

ORD. I. PHRENICA. *Φρενικά*, "ad mentem spectantia;" from *φρεν*, *mens*. The order is nearly synonymous with the Deliria of Sauvages, the Mentales of Linnéus, the Paranoïæ of Vogel, the Vesaniæ of Cullen, and the Aliénation mentale of Pinel.

GEN. I. ECPHRONIA. *Εκφρωνη*, or *εκφροσυνη*: from *εκφρων*, "extra mentem," Suidas. So *εμφρων*, is "mentis compos." It is here used, as among the Greeks, generically alone, in the sense of insanity, and is designed to include melancholia and mania, which by the older nosologists are rendered, though very improperly, distinct



occasionally shifting into diseased judgment, with little disturbance of the perception; diminished sensibility; irregular remissions.

Deliria. *Sauv.* Cl. VIII. Ord. III.

Vesaniæ. *Cull.* Class II. Ord. IV.

Delirium. *Cricht.*

Vesania. *Parr.*

Sufr. *Arab.*

Unsinnigkeit. *G.*

Folie. *F.*

Insanity. *Craziness.*

1. MELANCHOLIA. The discrepancy between the perception and the judgment, limited to a single object, or train of ideas; for the most part with taciturnity, love of solitude, gloomy fear or suspicion.

Melancholia. *Sauv.* *Boerh.* *Cull.* *Pinel.*

Mania melancholica. *Cricht.* Synopt. Tab.

Mania Melancholia. *Young.*

Suda. *Arab.*

Schwermuth. *G.*

Mélancholie; ou Délire exclusif. *Pinel* ii. §162.

Edit. 2.

*Melancholy.*

genera, instead of distinct species of one common genus. Even Cullen has fallen into this perplexed arrangement. Crichton, Parr, Young, Pinel, and most of the recent German writers, are free from it. Parr, indeed, in his article MANIA, asserts that both constitute nothing more than *varieties* of one common species; yet with an inconsistency which is too frequently to be met with in his Dictionary, he changes his opinion in the article NOSOLOGY, makes Vesania the genus, and arranges melancholia, mania, and even oneirodynia as separate species under it.

The distinguishing characters are clear. In melancholy, the alienation is restrained to a single object or train of ideas; in madness it is general. In this the nosologists are agreed; and it hence follows that gloom, gaiety, and mischievousness, may equally exist under both species; according as these propensities are limited to a single purpose, or are unconfined and extend to every thing. It is here Dr. Crichton is incorrect; for he distinguishes the two, not by the limitation or generalization of the delirium, but by the raving or incoherent clamour and violence of the one, and the dejection or despondency of the other; which is the vulgar but erroneous line of distinction.



- α Attónita. Fixt, mute, immoveable melancholy.  
Melancholia attonita. *Bellini. Sauv.*
- ζ Errabúnda. Roving, restless melancholy: having a constant desire to change the abode.
- γ Malévolens. Morose or mischievous melancholy: occasionally terminating in suicide or the injury of others.
- δ Complácens. Self-complacent and affable melancholy; occasionally rejoicing in a visionary superiority of rank, station, or endowments.

Melancholia Moria. *Nenter. Sauv.*

See, for examples, *Hor. Sat. iv. Ep. ii. 2.* But of this modification one of the best examples that has ever been drawn, is that of Don Quixote, taken unquestionably from real life. This variety is connected with all the rest in the leading specific character of the discrepancy between the perception and the judgment being limited to a single object or train of ideas; but it differs from them by the intermixture of a certain degree of eparsis, or sentimental elevation, which destroys the common tendency to taciturnity, solitude, and gloomy apprehension.

The more common causes of the disease as a species are false views of religion; severe disappointment; longing after one's native country and friends; continued grief.

- 2. MANIA. The discrepancy between the perception and the judgment general; raving; entony; and empassioned emotion.

---

There seems to be an equal incorrectness, though of a different kind, in M. Pinel, whose book is nevertheless of great merit. Delirium, or wandering, is a pathognomic symptom in both species; a want of correspondence between the judgment and the perception, which is what Dr. Cullen means by the term insania. M. Pinel, however, has offered instances of what he calls mania without any such discrepancy; and he has hence established a species which he denominates *manie sans délire*. These instances, however, are all reducible to examples of rage or ungovernable passion; and ought by no means to be confounded with mania; the judgment being in this last, not at variance with the perception, but overpowered by the predominant fury or passion of the moment. All these belong properly to the next genus.



Mania. *Boerh. Sauv. Linn. Cull. Pinel.*

Delirium maniacum. *Hoffm.*

Delirium Mania. *Cricht.*

Mania universalis. *Young.*

Vesania Mania. *Parr.*

Jenun, Mejnunlyk. *Turk.*

Tollheit. *G.*

Manie. *F.*

*Madness.*

α Férox. Furious and violent madness.

Mania ferox. *Cricht.*

Manic avec délire. *Pinel* i. § 157. Edit. 2.

Cured in one instance by an abscess in the hand. *Act. Nat. Cur.* viii. Obs. 102.

ς Exúltans. Gay and elevated madness.

Mania mitis. *Cricht.* ii. 342. Paraphrosyne, *id.* Synopt. Tab.

γ Despóndens. Gloomy, despondent madness.

Mania melancholica. *Cricht.* Symp. Tab.

The despondent cases are more dangerous than those of hilarity.

δ Démens. Chaotic madness.

Dementia. *Sauv.*

Démence. *Pinel.* iii. § 171.

2. δ *E. Mania Demens.* In this variety there is an utter incoherence of ideas, and evanescence of external impressions. The unhappy subject speaks rapidly with unmeaning babble, of daggers, dismasted ships, green meadows, his wife, his wig, the minister or commander in chief; looks with a threatening aspect, which he instantly exchanges for a wild and horrible laugh, and then sinks into a momentary calm.

*Pinel* has admirably characterised it in the following definition: "Rapid succession, or uninterrupted alternation, of insulated ideas, and evanescent and unconnected emotions: continually repeated acts of extravagance: complete forgetfulness of every previous state: diminished sensibility to external impressions: abolition of the faculty of judgment: perpetual activity, without object or design, or any internal sense of its taking place." *De l'Alien. Ment.* Sect. III. iii. § 176.

GEN. II. EMPATHEMA. Παθημα, whence *εμπαθης*, "cui insunt affectus seu perturbationes: affectu percitus, vel commotus." Το μεν της της ψυχης νοσρον και λογικον το δε αλογον και εμπαθης. *Plut.* adv. Col.



## GENUS II.

## EMPATHEMA.

The judgment perverted or overpowered by the force of some predominant passion : the features of the countenance changed from their common character.

Mania à pathemate. *Sauv.*

Manie sans délire. *Pinel. i. § 159.*

*Ungovernable Passion.*

1. ENTÓNICUM. The predominant passion accompanied with increased excitement, ardour and activity: eye quick and daring; countenance flushed and tumid.

α Iracundiæ. Wrath.

IRA *furor brevis est.* *Hor. Ep. I. ii.*

β Supérbiæ. Pride.

γ Glóriæ famis. Ambition.

Doximania (Δοξίμανια.) *Auct. Græc.*

δ Letitiæ. Joy. Transport.

ε Philautiæ. Self-love. Self-conceit.

Amor sui. *Darw.*

ζ Zelotypiæ. Jealousy.

2. ATÓNICUM. The predominant passion accompanied with diminished excitement, anxiety, and love of so-

---

This species has never hitherto been properly digested; and it is singular that Dr. Crichton, who has written so excellently on the diseases of the passions, and has illustrated his observations with such a variety of examples, should, both in his "Inquiry into the Nature of Mental Derangement," and in his "Synoptical Table," either have assigned no place to these diseases, or have transferred them to *delirium* (ecphronia;) although the perception and the judgment are for the most part strikingly clear, and often peculiarly acute. In this last case, indeed, it is frequently *perverted* by the prevailing emotion or passion of the moment, as where a man, under the influence of despair, reasons himself into the lawfulness and expediency of suicide; but the argument, though perverse, is connected and well sustained, of which we have had various examples in the philosophical suicides of Germany. In the greater num-



litude; eye fixt and pensive; countenance pale and furrowed.

- α Desidérii. Longing. Eager desire for an absent object, whether place or person: and hence equally including home-sickness, country-sickness, love-sickness.

Erotomania (Ἔροτομανία) *Auct. Græc.*

Amor insanus. *Sennerti.*

Melancholia amatoria. *Sauv.*

- α Auri famis. Avarice.

Chrysomania (Χρυσομανία.) *Auct. Græc.*

- γ Anxietudinis. Preying care.

Melancholia phrontis. *Hippocr. Sauv.*

Curæ gravis morbus. *Fæsius, p. 486.*

Maladie soucy. *Le Clerc. Hist. de Med.*

- δ Mæroris. Heart-ache. Severe grief.

Gasavet. *Arab.*

- ζ Desperationis. Despondency.

It would occupy too much space to fill up all the varieties in either species; many of which are compound emotions, produced by an union of different, sometimes of opposite, passions.

ber of cases, however, the judgment, instead of being perverted, is merely overpowered by the empassioned emotion; there is neither false judgment nor false perception.

The elegant and fanciful mind of the Greeks distinguished every violent or over-ruling passion by the name of mania, and hence doximania, erotomania, chrysomania; and the same word is commonly used in the same sense in the colloquial language of our own day. For general or poetical use the term is intelligible enough: but it is not sufficiently correct for medical or physiological purposes, in which predominant passion must necessarily be distinguished from delirium.

GEN. III. ALUSIA. Ἀλυσ, αλυσις, αλυσμος, "oberratio." Galen occasionally employs the second. The theme is αλυσ, "errabundâ mente afficio; inquietas oberro:" whence the Latin *allucinatio*, and *hullucinatio*. The Greek term is preferred to the Latin, for the sake of uniformity, in fixing the generic names. Sauvages, and after him Sagar, have employed hallucinatio as the name of an order, including various diseases that have little connexion with each other. Darwin and Crichton have used it here as it stands, in a generic sense. In whatever meaning employed, hypochondrias or hypochondriasis is usually placed under it. It is so by Sauvages, Sagar, and Crichton; and it occupies the same place in Linnéus, who has merely adopted the term imaginarii instead of hallucinationes. In



By long continuance, or frequent and habitual indulgence, most of them have occasionally been found to terminate in ecphronia or insanity. See *Eph. Nat. Cur.* passim.; and *Plater. Observ. lib. i.* who gives instances from most of the passions.

---

## GENUS III.

### ALUSIA.

The judgment perverted or overpowered by the force of the imagination; the spirits permanently elevated or depressed; the feelings of the mind depicted in the countenance.

Hallucinatio. *Cricht. Darw.*

Sehu. *Arab.*

*Illusion.*

1. ELATIO. Romantic ideas of real life; ardent and exalted fancy; pleasurable feelings; frequent pulse; great activity; eye keen and lighted up: countenance confident and animated.

---

Pinel the disease seems to be included under *aliénation mentale*, and its different varieties to be distributed, though without particular remark, amidst the five species into which he has divided this affection. But in hypochondrias, and indeed in alusia in general, there is no morbid or false perception, or mistake of surrounding objects, the judgment being only led astray by the imagination. So little indeed has hypochondrias to do with real insanity, (*ecphronia*), that Vogel, Cullen, Young, and many other celebrated nosologists, have placed it in the list of corporeal instead of in that of mental diseases; the first enumerating it under the order of Spasmi, the second under that of Adynamiaë; and the third making it a species of dyspepsia; which, however, is to wander no less from the mark; for the pathognomic symptoms are of a mental character, though corporeal affections are perhaps always united with them.

For the merit or demerit of the first species here named from the rhetoricians, *elatio*, the author suspects he must be alone answerable, and throws himself on the reader's candour for its introduction. It is however strictly derived from nature, and intended to fill up what has hitherto been left as a vacant niche by the nosologists. Alusia, or hallucinatio, like ecphronia, or insanity, comprises a list



*Sentimentalism.*

*Mental extravagance.*

α *Heróica. Chivalry. Romantic gallantry.*

A generous and high-spirited flight of the imagination, but now grown obsolete, and rarely to be met with except in ancient tales and traditions. Like ungovernable passion, (empathema,) it may lead to, and be combined with ecphronia, or insanity, as in the case of the exquisite fiction of the knight of La Mancha already adverted to.

of affections that are characterised by two opposite states of nervous action, entonic and atonic; elatio is intended to include the former of these, as hypochondrias is the latter. They stand in the same relation to each other, as elevated and dejected madness or melancholy. Both are united with a peculiar modification of the digestive function, but possessing opposite bearings; being in the former strikingly active and energetic, and in the latter strikingly sluggish and languid. Hence under the first species the patient is able to endure enormous fastings, and to support life upon the scantiest and least nutritive diet, either of which would be destructive under the second. The physiologist may readily pursue this subject, and find additional reasons for the present collocation; but this is not the place for physiological speculations; though they may be indulged perhaps in a future work upon pathology and physiology. See an elegant essay on this subject in *Nicholson's Journal*, vol. xv. art. vii. p. 288.

2. *Alusia Hypochondrias.* The specific name is taken from the anatomical term *ὕποχονδρία*, in which the disease was formerly supposed to be seated. Hypochondrias is here used instead of hypochondriasis, because, as already observed on various occasions, the terminal *iasis* is, with very few exceptions, limited to a peculiar family of cutaneous diseases. See the Preliminary Dissertation, and Table of Definitions. The author has felt the less difficulty in making the present change, as hypochondriasis is of comparatively modern invention, and is not to be met with either in the Greek or Latin writers, by whom the complaint is usually alluded to or described as a species of melancholia, or rather a disease of the melancholic temperament. It constitutes the third sort or species of this malady as described by Galen, and which he attributes to a peculiar affection of the stomach. His words are these: "Est præterea tertium melancholiæ genus, morbi comitialis exemplo, cùm ortum à ventriculo habuerit: solentque medicorum aliqui hanc dispositionem, *hypochondriacum*, flatuosum quì morbum, nominare." *De Loc. Affect.* lib. iii. cap. 6. Diocles, a physician of great reputation, had not long before published a treatise on the diseases of the stomach, in



6 *Facetosa*. High spirits ; sparkling ebullient wit, incapable of restraining itself ; that often sacrifices a friend at the shrine of a jest.

7 *Ecstática*. False inspiration ; visionary conceits.

The judgment urged to mistake energetic ideas for realities ; to believe in phantasms ; in an immediate communication with spirits, or in the power of working miracles. Examples may be found in all ages, and in all religions. One of the most interesting is that of Saint Teresa in Butler's Lives. In our own day one of the most striking is that of Baron Swedenborg. This morbid afflatus is often aped by cunning impostors to serve their own interest with the multitude.

*Hallucinatio Dæmonomania*. *Cricht.*

8 *Fanatica*. Fanaticism. Religious flights of the imagination predominant over the natural feelings as well as the judgment ; urging to a voluntary and uncalled for submission to severe privations, mortifications, and torture ; or to the torture and massacre of those who profess different creeds. Examples, as in the last variety, may be found in every age and religion : among the prophets of Baal, 1 Kings xviii. 28 ; the Curetes or Phrygian priests, Lucret. ii. 631 ; the fanatical votaries of the Indian Juggernaut ; in many of the convents and nunneries of Lamism, especially at Thibet, and still more so in many catholic countries : in the fanatical promoters of the sufferings of the Waldenses, the furies of St. Bartholomew's day, and the fires of Smithfield.

*Dæmonomania fanatica*. *Sauv.*

*Kefijet*. *Arab.*

2. *HYPOCHONDRIAS*. Gloomy ideas of real life ; dejected spirits ; anxiety ; dyspepsy ; languid pulse ; indisposition to activity ; eye oblique and scowling ; countenance gloomy and sullen.

which this malady occurs as one of them. Galen adverts to this publication, thinks the disease improperly placed in such an arrangement, and regards the symptoms enumerated by Diocles as for the most part accidental occurrences. " Verum satis mihi fuerit, ea *accidentia* percurrere, quæ à Diocle præscripta sint in libro cui titulus sit *Affectio, Causa, Curatio*," &c.

2. & *A. Hypochondrias, Autalgica*. To this variety belong the



Hypochondriasis. *Auct. Recent.*

Morbus hypochondriacus. *Frascast. Boerh.*

Malum hypochondriacum. *Galen. Hoffm. Junck.*

Hallucinatio Hypochondriasis. *Cricht.*

Dyspepsia Hypochondriasis. *Young.*

Ghemm. *Arab.*

Ghem. *Pers.*

Traurigkeit. *G.*

Hypochondrie. *F.*

*Hypochondrism.*

*Low Spirits.*

α Autálgica. With visionary or exaggerated sense of pains, or disease; whimsical dislike of persons, places, or things; groundless apprehensions of personal danger, or poverty.

Melancholia ægrorum imaginariorum. *F. Chichoineau.*

Melancholia argentis. *Sauv.*

Grillenkopfheit. *G.*

Maladie imaginaire. *F.*

See for an example drawn from the life, Moliere's celebrated comedy.

*Vapours.*

β Pertæsa. With general listlessness, or disgust; irksomeness and weariness of life.

Melancholia Anglica. *Sauv.*

Tædium vitæ. *Darw.* who gives various examples, vol. iv. p. 90, 8vo. ed.; as does also Sauvages, who particularly refers to *Gresset's* comedy, entitled *Sydney*. See also *Lucr.* iii. 1074.

Malalet. *Arab.*

Verdrüsslichkeit. *G.*

---

syphilis imaginaria, psora imaginaria, and tabes imaginaria of Darwin; the diseases perhaps to which the hallucination is chiefly directed, and on which it principally feeds. The author has at this moment under his care a singular case of the first. Mr. S. is a man of excellent character, aged forty-six: he has for some time been engaged to a lady, whom he forbears to marry merely from a morbid apprehension that he has so debilitated his frame, by having indulged in illicit amours at an early period of life as to be totally unworthy of her virtues and affection; and that his union with her would prove her ruin. In every other respect he is perfectly well; yet irresistibly impressed with this miserable fancy, he is full of wretchedness, gets no sleep at night, indulges in silence and solitude, and has been often tempted to commit suicide.



Ennuie. *F.*

*Weariness of life. Spleen.*

γ Misanthrópica. With general malevolence, peevishness, and abhorrence of mankind.

Menschen-feindschaft. *G.*

Misanthropie. *F.*

*Misanthropy.*

---

## GENUS IV.

### ASPHELXIA.

Voluntary inactivity of the whole or the greater part of the external senses to the impressions of surrounding objects, during wakefulness.

Nachdenkenheit. *G.*

---

GEN. IV. APHELXIA. Ἀφελξία, from ἀφελκω, "abstraho," "retraho," "avoco," "abduco." So *Xenophon De Volupt.* ἀφελκουσα προς τα ηδία. The subject is almost, if not altogether new to nosology, and has seldom been dipt into by physiologists. Darwin occasionally touches upon it in different parts of his *Zoonomia*, and Dr. Crichton in his *Inquiry into the nature of mental derangement*; but it yet remains to be analyzed and reduced to a nosological method.

In order to become acquainted with the existence of surrounding objects, or of an external world, as it is called by psychologists, three things are necessary; sound external senses; a secretion of the nervous material, whereby they are made capable of being stimulated by the objects addressed to them; and an exercise of the faculty of attention to the impressions which are thus produced. The will has the power of calling this, as it has, or ought to have, of calling every other faculty of the mind into a state of exertion, or of allowing it to be indolent: and it is chiefly upon an assent of the will, to a relaxation of the attention, or to its concentration upon some object unconnected with those immediately before us, that the phenomenon of revery depends. In reading books in which we are totally uninterested, composed in a tedious and repulsive style, we are almost continually in a state of revery. The will does not exert its power: the attention is suffered to wander to something of stronger attraction; or the imagination is left to the play of its own capricious ideas; and though we continue to read, we have not the smallest knowledge of the argument before us; and if the subject to which the train of our thoughts is really directed be of a strik-



Réverie. *F.**Révery.*

1. *SÓCORS.* Truant attention ; wandering fancy ; vacant or vacillating countenance.

*Absence of mind.*

An absence or vacuity too common at schools and at church ; over tasks and sermons.

ingly ludicrous character, we may possibly burst into a laugh in the middle of a discourse of great gravity and seriousness, to the astonishment of those around us. It is of high importance therefore that the will should obtain a perfect command over the attention ; and it should be one of the first efforts of practical education to strengthen it in the exercise of this power. Nothing indeed can ever be learnt or seriously engaged in without it. Yet it is often most culpably neglected ; and an habitual inattention to every thing that ought to engage our notice whether in the world without us or the world within us, is the necessary result, and lays a foundation for some of the most awkward and ludicrous reveries or absences of mind that are to be met with. It is this description of revery that constitutes our first species.

There is another of a more grave and allowable kind, and which forms a direct counterpart to the preceding. It occurs in cases of intense application of all the powers of the mind to a particular subject ; as, for example, of pure mathematics, or some overwhelming passion. In this state, the attention, instead of being indolent, is, with the consent and by the direction of the will, so completely absorbed and abstracted by the subject in question, that it is with great difficulty it can be roused by any stimuli whatever to bend itself to any thing else ; and consequently the person who is thus abstracted, is torpid to the world around him ; he hears nothing, he sees nothing, he feels nothing ; while the external senses themselves are, perhaps, still further blunted by having the whole stock of nervous or sensorial fluid exhausted, so to speak, at a single outlet in support of the prevailing ecstasy. It is this which constitutes the second species of revery here offered. The fall of Archimedes affords us a striking example of it. When the Roman army had at length taken Syracuse by stratagem, which the tactics of this wonderful man prevented them from taking by force : he was shut up in his closet, and so intent on a geometrical demonstration, that he was equally insensible to the shouts of the victors, and the outcries of the vanquished. He was calmly drawing the lines of a diagram, when a soldier abruptly entered his room, and held a sword to his throat. "Hold friend, said Archimedes, one moment, and my demonstration will be finished." The soldier, surprised at his unconcern at a time of such extreme peril, resolved to carry him before



2. INTENTA. The attention wound up, and rivetted to a particular subject; with sympathetic emotion of the muscles and features connected with its general drift.

Tiessinnigkeit. G.

*Abstraction of mind.*

α A studio. From intense study.

ς A pathemate. From overwhelming passion: as rapture, grief, despair,

Marcellus; but as the philosopher put under his arm a small box full of spheres, dials, and other instruments, the soldier, conceiving the box to be filled with gold, could not resist the temptation, and killed him on the spot.

There is a third species of revery, which differs widely from both the preceding. The attention is equally summoned into action, and dismissed at the command of the will. It is summoned in the last species; it is dismissed when a man voluntarily surrenders himself to ease and listlessness of mind: during which period, moreover, in consequence of this indulgence in general indolence, the external senses themselves unite in the mental quiescence; and a smaller portion of nervous material is probably secreted for the very reason that a smaller portion is demanded; and hence the external senses are as torpid as the internal, and as little susceptible to their respective stimuli. The first playful ideas that float over the fancy in this case take the lead, and the mind relaxes itself with their easy and sportive flow. This is denominated *brown study*, listless musing; it forms the last species of revery in the present genus, and is thus admirably described by Cowper in his Task, B. IV.

Laugh ye who boast your more mercurial powers,  
That never feel a stupor, know no pause.  
Nor need one; I am conscious, and confess,  
Fearless, a soul that does not always think.  
Me, oft, has fancy, ludicrous and wild,  
Sooth'd with a waking dream of houses, towers,  
Trees, churches, and strange visages, express'd  
In the red cinders, while with poring eye  
I gaz'd, myself creating what I saw.  
Nor less amus'd have I quiescent watch'd  
The sooty films that play upon the bars  
Pendulous, and foreboding, in the view  
Of superstition, prophesying still,  
Though still deceiv'd, some stranger's near approach.  
'Tis thus the understanding takes repose  
In indolent vacuity of thought,  
And sleeps, and is refresh'd. Meanwhile the face



3. OTÍOSA. Leisurely listlessness; free surrender of the judgment to the sportive vagaries of the fancy; quiescent muscles; idle gravity of countenance.

Studium inane. *Darw.*

*Brown study. Listless musing.*

---

## GENUS V.

### PARONIRIA.

The voluntary organs connected with the passing train of ideas overpowered by the force of the imagination during dreaming, and involuntarily excited to their natural or accustomed actions: while the other organs remain asleep.

---

Conceals the mood lethargic with a mask  
Of deep deliberation, as the man  
Were task'd to his full strength, absorb'd and lost.

For an elegant essay on this subject see an article in the *Manchester Memoirs*, Vol. I. series ii. by the Rev. Johnson Grant, A.B. of St. John's College, Oxon.

GEN. V. PARONIRIA. From *παρεα*, and *ονειρον*, "depraved, disturbed or morbid dreaming." So *δυσονειρος*, in *Dioscor.* ii. 127. "tumultuosis et malis somniis molestans."

Under the article *Ephialtes*, Cl. II. ord. ii. gen. 4, the author has already pointed out his reasons for separating paroniria from this last disease, notwithstanding that they are united by Dr. Cullen under the common name of *oneirodynia*. They have, in fact, no resemblance whatever, and scarcely any connexion. All the species arranged under paroniria, in the present text, are so palpably and decidedly of the same family, that it is not necessary to enter upon the question. They are here, however, associated for the first time in a genus distinct from *ephaltes*. See a singular instance of this affection related in *Sir William Forbes's Life of Dr. Beattie*.

GEN. VI. MORIA. *Μαρία*, from *μαρος*, "stultus," "fatuus." The author has limited the term to its proper signification. Vogel employs it, though with a different termination, (*morosis* instead of *moria*), in the same or very nearly the same sense; but he is almost the only medical writer that does so. His words are, "*mentis imminuta et infirmata functio, seu quædam ignavia, citra delirium et soporem.*" *Moria* is used by Nenter and Sauvages to denote *melancholia complacens*, (self-complacent melancholy,) while by others it is employ-



Oneirodynia activa. *Cull.*

Erethismus Onirodynia. *Young.*

1. AMBULANS. The muscles of locomotion excited into their accustomed action by the force of the imagination during dreaming.

Somnambulismus *Sauv. Linn. Sag.*

Nyctobasis. (Νυκτοβασις.) *Auct. Græc.*

Noctambulatio. *Junck.*

Schlaf-spatzieren. *G.*

*Sleep-walking. Somnambulism.*

2. LÓQUENS. The muscles of speech excited into their accustomed action by the force of the imagination during dreaming.

Nyctegersia. (Νυκτεγερσια.) *Auct. Græc.*

*Sleep-talking.*

3. SALAX. The sexual organs excited into venereal action by the force of the imagination during dreaming.

Gonorrhœa oneirogonos. *Sauv.*

Gonorrhœa dormientium. *Cull.*

ed synonymously with anæa, or idiotism. To complete the confusion, morosis, (amentia *Morosis*,) is the name given by Sauvages to mental imbecility, (moria *imbecillis*,) though, as already observed, he has just before used moria in the sense of melancholy. It is precisely in the signification now offered that the term is employed by Erasmus, in his celebrated treatise, entitled "*Moria Encomium*," or "The Praise of Folly," which he dedicated to Sir Thomas More.

*Mora, moror, morosus, morositas*, are derived from this common source, and uniformly import "waywardness, tardiness, dulness, impediment;" though the lexicographers, not having hit upon the right path, have wandered in different directions without being able to satisfy themselves. In Sauvages and Sagar *morositates* are in fact corporeal *moriæ*, "defects or hebetudes of the bodily functions."

2. *Moria demens*. This term is preferred to *amens*, as being somewhat more general; though *amens*, or *amentia*, like *moria*, in the preceding note, has been used, without any authority, in a very loose and indeterminate signification by medical writers; among whom it imports equally, insanity, stupidity, dotage, and idiotism. The last alone is its direct sense, and the author would have employed it to denote the variety γ, but from its want of a fixt meaning in the present day; on which account he has preferred the Greek univocal term *anaa*, (ανοια,) from *a priv.* and *voos*, or *vous*, *mens*: "total destitution of mind." *Paranæa*, (παραινοια) is a more general term, and is, as nearly as may be, synonymous with *dementia*. Both import "derangement of mind" in contradistinction to



Exoneirosis. *Cricht.*  
 Pollution involuntaire. *F.*  
*Night pollution.*

## GENUS VI.

### MORIA.

Defect or hebetude of the understanding.

Morosis. *Linn. Vog.*  
 Amentia. *Sauv. Sag. Cull. Cricht.*  
 Matuhlik, Delilik. *Turk.*  
 Unverstand. *G.*  
 Fatuité. *F.*  
*Fatuity.*

1. IMBECILIS. The defect or hebetude partial or confined to particular faculties of the understanding.

Amentia Morosis. *Sauv.*  
 Schwachheit. *G.*  
 Imbecillité. *F.*  
*Imbecility.*

- α Stupiditas. Dulness and indocility of the apprehension ; torpitude and poverty of the imagination.

Yehem. *Arab.*  
 Dummheit. *G.*  
 Bê ise. *F.*  
*Stupidity.*

- β Amnésia. Feebleness or failure of the memory.

Amnesia. *Sauv. Sag. Cull.* See note of the last under gen. lxxv.  
 Oblivio. *Linn. Vog.*  
 Memorizæ debilitas. *Junck.*

“alienation of intellect,” which is *ecnoea*, or *ecphronia*, as observed in a prior note.

2 β M. demens *Lerema*, (*ληρημα*) from *ληρος*, “ineptus,” is directly synonymous with *dotage*, and is the common technical Greek term. It is the proper root of *de-lirus*, (among ancient writers “*deleirus*,”) and *delirium*.

This order ought not to close without the following note upon the much agitated question of coercion, added by M. Pinel to the second edition of his well known treatise on *Mental Alienation*.



Recollectionis jactura. *Darw.*

Dysæsthesia interna. *Young.*

Vergesslichkeit. *G.*

Oubli. *F.*

*Forgetfulness. Oblivion.*

Sometimes arising instantaneously, *Salmuth*, Cent. II. obs. 41. Forgetfulness of the pronunciation of written words, but with a power of writing them. *Ephem Nat. Cur.* Dec. I. an. iii. obs. 198, and p. 603. An. iv. and v. obs. 154. Total as to places, or the discrimination of one place from another, for half an hour, in Mr. J. Hunter. See Sir Everard Home's Life of him prefixed to his Treatise on Inflammation, p. lviii.

γ *Credulitas.* Weakness and undue pliancy of the judgment, with facility of being duped.

*Credulitas. Darw.*

Leichtglanbigkeit. *G.*

Credulité. *F.*

*Credulity.*

δ *Inconstántia.* Instability and irresolution of the will.

Leichtsinnigkeit. *G.*

Inconstance. *F.*

*Fickleness.*

Other varieties might be added, but it is unnecessary.

2. *DEMENS.* Defect or hebetude of all the faculties of the understanding.

*Dementia. Auct. Lat.*

*Paranœa (Παρανοια) Auct. Græc.*

*Beladet. Arab.*

*Unvernunft. G.*

*Demence. F.*

*Witlessness. Irrationality.*

α *Stulitia.* Shallow knowledge ; feeble judgment ; light, frivolous fancy ; for the most part with good-nature ; sometimes with obstinacy.

*Thorheit. G.*

*Niaiserie. F.*

*Folly. Silliness.*

β *Leréma.* Impotence of body as well as of mind from natural or premature old age : childish desires and pur-

---

J'ai examiné avec un soin scrupuleux les effets que produisoit sur les aliénés l'usage des chaines de fer, et ensuite les résultats com-



suits; drawling speech or garrulous babble, composed of ideas, for the most part associated by previous habit.

Léréma (*Ληρημα*.) *Auct. Gr.*

Anilitas. *Auct. Lat.*

Aberwitz. *G.*

Radoterie. *F.*

Dotage. *Superannuation.*

γ Anœa. General obliteration of the mental powers and affections; paucity or destitution of ideas; obtuse sensibility; vacant countenance; imperfect or broken articulation; with, occasionally, transient and unmeaning gusts of passion.

Wahnsinnigkeit. *G.*

Idiotism. *F.*

*Idiotism.*

paratifs de leur abolition, et je ne puis plus former des doutes en faveur d'une répression plus sage et plus modérée. Les mêmes aliénés qui, réduits aux chaînes pendant une longue suite d'années étoient restés dans un état constant de fureur, se promenoient ensuite tranquillement avec un simple gilet de force et s'entretenoient avec tout le monde, tandis qu'auparavant on ne pouvoit en approcher sans le plus grand danger. *Pref. p. 1.*

ORDER II. *ÆSTHETICA*. *Ἀισθητικά*, from *αἰσθάνομαι* "sentio, et proprie, sensû corporis." The term applies however to all the external senses; and in the language of Galen peculiarly expresses, *ἡ αἰσθητικὴ δύναμις*, "the power or faculty of sensation." At the same time it must be admitted, that it is occasionally applied to mental sensation, as in Isocr. to Demonicus, *οὕτω τὴν ἐκείνων γνῶμην αἰσθῆση*, "thus may you *feel* their mind or inclination."

It is hence not to be wondered at that the term should be used in different senses by different medical writers. It has seldom, indeed, been applied to the mind, but has strangely varied between expressing sensation generally and the sense of touch alone. Dr. Young, with his usual correctness, has made use of the term in the same sense in which it is adopted in the present system, to indicate diseased sensation of all the external organs; but he has deviated from his usual correctness in immediately afterwards applying it to *defective memory*, which he terms *dysæsthesia interna*, and ranks in the same list or genus, with defect of the external senses.

Sauvages, and after him Sagar and Cullen, have employed *DYSÆSTHESIÆ* in the signification of hebetude of the external senses generally; synonymously with the *PRIVATIVI* of Linnæus, and partly so with the *ADYNAMIÆ* of Vogel; and having thus made their option of



## ORDER II.

## ÆSTHETICA.

## AFFECTING THE SENSATION.

Dullness, depravation or abolition of one or more of the external organs of sense.

## GENUS I.

## PAROPSIS.

Sense of sight vitiated or lost.

Dysæsthesia visualis. *Young.*

the meaning of the term, it became them to adhere to it; and under such adherence, *anæsthesia* must have imported atony or inactivity of the same senses generally. But while *dysæsthesia* extends to *all* the senses, *anæsthesia* is by the above writers limited to the single sense of touch: unquestionably with no small perplexity to the young student.

GEN. I. PAROPSIS. Παροψις, "diseased vision:" from παρα, "malè," and οψις, "visus:" as paracusis from παρα and ακουη. Dr. Young is the only English nosologist, the author is acquainted with, who has endeavoured to arrange all the primary defects of the organ of vision under one head. With him, however, this head constitutes a mere species, under the generic term *dysæsthesia*, which, as already observed, is made to extend to all the senses. And consequently long-sightedness, and short-sightedness, weak and acute sight, double-vision, squinting and cataract, are all contemplated as mere varieties of the same specific disease. This can never be allowed: the error consists in reducing to a species what ought to have been a genus, under which all the varieties might have ranked as separate species belonging to it. Amaurosis ought also to have ranked under the same banners, though carried by the learned writer to another class.

In selecting and defining the specific names much confusion has been exhibited, in consequence of the generic term being understood by some writers in a natural or literal, and by others in a



1. LUCÍFUGA. Vision painfully acute in a strong light; but clear and pleasant in a deep shade or the dusk of the evening.

Nyctalopia. *Hippocr. Prædict.*

Visus nocturnus. *Boerh.*

Oxyopia. *Auct. Var.*

Hemeralopia. *Neoter.*

Amblyopia meridiana. *Sauv.*

Photophobia. *Plenck.*

Dysopia luminis. *Cull.*

Visus acrior. *Darw.*

Tagblindkeit. *G.*

Nyctalopie. *F.*

*Night-sight.*

Chiefly common to those who live almost constantly in dark inclosures, as mines or prisons; or who have recently had a cataract depressed or extracted. Usually accompanied with perpetual nictitation.

Found also, occasionally, as a symptom in ophthalmy, irritation of the optic nerve, and hydropscaitis. For the last see *Wilt. Von der Hirnwassersucht.*

2. NOCTÍFUGA. Vision dull and confused in the dusk; but clear and powerful in broad daylight.

Hemeralopia. *Auct. Græc. Plenck.*

Visus diurnus. *Boerh.*

Nyctalopia. *Neoter.*

Amblyopia crepuscularis. *Sauv.*

Dysopia tenebrarum. *Cull.*

Shebkeret. *Arab.*

Nachtblindkeit. *G.*

*Day-sight.*

Said to be endemic in many parts of Asia; and to be a frequent affection in the Brazils, West Indies, and Poland. See *Hautsiierck* "Recueil d'Observations de Medicine. i. 2" *Weiz* *Neue Auszüge aus Dissertationen für Wundärzte.*

---

technical or implied sense. Thus nyctalopia, literally *night sight*, was employed by the Greeks agreeably to its *literal* meaning, to import that imperfection of vision under which the eye can *only see at night* or in a deep shade: while the same term has been used by modern writers in the opposite sense of *night-sight ache*, agreeably to the technical or *implied* meaning of *opia*, when employed pathologically; and has hence been made to import *day-sight* instead of



Plenck asserts that some men have so strong a day-sight as to enable them to distinguish the stars at noon.

3. LONGÍNQUA. Vision only accurate when the object is far off.

Amblyopia proximorum. *Sauv.*

Dysopia proximorum. *Cull.*

Presbyopia. *Plenck.*

Weitsichtigkeit. *G.*

Vûë longue. *F.*

*Long-sight.*

α Vulgaris. Common to every period of life, and chiefly produced by habitual relaxation of the iris, mostly with somewhat too flat a cornea.

ζ Parética. From partial paralysis : as an absolute incontractility of the iris, by which the diameter of the pupil is rendered unchangeable, and a paresis of several other muscular powers of the eye is superinduced ; while the retina continues perfectly sensible to the stimulus of light.

*Immutability of sight.* *Young.* Phil. Trans. 1793.

1801. See also *Wells.* Phil. Trans. 1811, art. xix.

γ Senectutis. From old age, in which the cornea usually grows less convex ; and hebetude and relaxation become common to all the powers of the eye.

Presbytia. *Linn.*

Presbyopia. *Auct. Var.*

4. PROPÍNQUA. Vision only accurate when the object is near.

*night-sight*, or that imperfection of vision under which the eye can only see in the day, or whenever there is a strong light. And hence hemeralopia, the opposite to nyctalopia, has been used with the same confusion and contradiction of sense ; by the Greeks importing *day sight*, being taken naturally or literally ; by the moderns *day-sight-ache*, and consequently *night-sight*, being taken technically or by implication ; and hence Sauvages, “ Græcis hemeralopia, neotericeis, nyctalopia.”

In like manner the amblyopia or dyopia *dissitorum* of Sauvages and Cullen, “ morbid sight of *distant objects*,” is the *short-sight* or *near-sight* of colloquial language in all countries ; while their amblyopia, or dyopia *proximorum*, “ morbid sight of *near objects*,” is the colloquial *long-sight* of all countries.

In the specific names now offered, the author has avoided the embarrassment of the first two examples by selecting more appropriate terms ; and that of the last two by endeavouring to make the



Amblyopia dissitorum. *Sauv.*

Dysopia dissitorum. *Cull.*

Myopia. *Linn.*

Myopiasis. *Vog.*

Visus juvenum. *Plater.*

Kurzsichtigkeit. *G.*

Vûë courte. *F.*

*Short-sight.*

5. LATERALIS. Vision only accurate when the object is placed obliquely.

Amblyopia luscorum. *Sauv.*

Dysopia lateralis. *Cull.*

Lusitas. *Boerh.*

Schiefen-sehen. *G.*

Vûë couche. *F.*

*Skue-sight.* Old Engl. (*Sight askew.*)

technical and colloquial terms run parallel. Thus *paropsis longinqua*, literally "vision imperfect by being only *remote*," is the *long-sight* of the vulgar. Dr. Cullen, indeed, in his species *dysopia lateralis*, "sight imperfect by being only askew or oblique," has pursued the same mode of interpretation, but then it is a mode of interpretation at variance with all his preceding examples.

1. *Paropsis lucifuga*. This disease may be the result of at least two causes: primary irritability of the retina; and deficiency of the black pigment that covers the choroid tunic. Such deficiency is occasionally found in persons of a fair complexion and light hair; but more frequently in albinos, who in consequence are more subject to the affection. In old persons the same deficiency is sometimes traced, but without painful vision; for at this time of life the optic nerve, like all other nerves, is become more obtuse. In horses the deficiency constitutes what is called a *wall-eye*.

This acuteness of vision is natural to cats, lynxes, lions, and perhaps all the feline genus, which prevent the pain they would otherwise suffer by a closer contraction of their irids than mankind are able to effect; while by a like degree of expansion they are able to see much better than mankind in the dark.

2. *Paropsis noctifuga*. The character of this disease is precisely the reverse of that of the preceding; and proceeds usually from a want of sufficient irritability in the retina; which, in consequence, is only excited to action by a strong stimulus, or powerful light: and hence does not clearly discern in the shade or towards the close of day. Hens are well known to labour under this defect; and hence, they cannot see to pick up small grains in the dusk of the evening, and so employ this time in going to roost: on which ac-



6. **ILLUTÓRIA.** Imaginary objects floating before the sight; or real objects appearing with imaginary qualities.

Suffusio. *Sauv. Sag.*

Phantasma. *Linn. Vog.*

Pseudoblepsis. *Cull.*

Falsch-sehen. *G.*

Berlue. *F.*

*False-sight.*

α Phantásmatum. Ocular spectres: assuming various semblances.

count the disease is sometimes called *Hen blindness*. See *Dunc. Med. Com.* xix. 294.

3. *Paropsis longinqua*. In the preceding species the hebetude seems chiefly to appertain to the retina: in the present species it belongs chiefly to the iris, which is habitually dilated and not easily stimulated to a contractile action. For "it is well known," observes Dr. Wells, "to those who are conversant with the facts relating to human vision, that the eye in its relaxed state is fitted for distant objects, and that the seeing of near objects accurately is dependant upon muscular exertion." *Phil. Trans.* 1811, art. xix. In the paper now referred to, Dr. Wells describes an interesting case of a person about thirty-five years of age, whose retina was as sensible to the stimulus of light as ever; yet who from a paresis, or permanent dilatation of the pupil, saw near objects with considerable confusion; but remote objects with perfect accuracy. The power of moving the upper eye-lid was also lost. It was an extreme case of the disease before us, complicated with partial paralysis of the adjoining muscles, and may be imitated by applying the tincture of belladonna. It was easily remedied by the use of spectacles with convex glasses, by means of which the patient was able to read without difficulty in a printed book, whose letters he was scarcely able to distinguish from each other before the spectacles were applied. This ought only therefore to be regarded as a variety of the present species. A third variety is that produced by old age, constituting the presbytia, and presbyopia of medical writers (from *πρεσβυς*, *senex*.) in which case the hebetude and relaxation, while short of paralysis, extend usually through the retina, iris, and indeed every part of the complicated organ of the eye, for the cornea becomes less convex in its form, and less pellucid in its transparency.

4. *Paropsis propinqua*. See the preceding note. Mice are supposed to have this kind of vision naturally; and hence the name that has been given to it of myopia, or *mouse-sight*.

5. *Paropsis lateralis*. In this species the patient can see only obliquely, in consequence of some partial obfuscation of the cornea,



1. Dark spots. *Muscae volitantes.* *Auct. Var.*

*Myodesopsia.* *Plenck.*

*Suffusio myodes.* *Sauv.*

2. Net-work. *Visus reticularis.* *Plenck.*

*Suffusio reticularis.* *Sauv.*

This is sometimes permanent; sometimes fugacious; and is probably, as conjectured by Sauvages, produced by a morbid affection of the arteriolæ of the retina.

3. Sparks. *Suffusio scintillans.* *Sauv.*

Generally from a blow or excess of light.

4. Dazzling. *Marmaryge.* *Hippocr. Vog.*

*Photopsia.* *Plenck.*

Usually from plethora of the vessels.

5. Iridescence. *Suffusio coloris.* *Sauv.*

From the preceding cause.

6. Mutationis. Real objects changed in their natural qualities.

*Metamorphopsia.* *Plenck.*

1. Error of form. *Suffusio metamorphosis.* *Sauv.*

In this respect they are too large, too small, cut in half, distorted.

2. Error of motion. *Suffusio nutans.* *Sauv.*

This consists usually in dancing, nodding, or rapid succession.

(usually perhaps from scratches or slight scars,) or of the humours through which the light is transmitted; or from a partial paralysis of the retina. This must not be confounded with strabismus, or squinting, which proceeds from a different cause; and is accompanied with different phenomena. In lateral vision, the axis of the eye affected usually coincides with that of the sound eye, though it runs somewhat obliquely to avoid the obstruction in the tunic. In strabismus the two axes do not coincide, and the judgment is formed from the strongest eye alone. If, however, in lateral vision, the obstruction be such as to make the optical axis of the affected eye at variance with that of the sound eye, squinting must be a necessary consequence of the disease.

6. *a* 1. *P. illusoria, Phantasmatum*: *Dark spots.* "These appearances are sometimes, if not always, occasioned by the opacity of some of the vessels of the vitreous humour, near the retina. They are seen in a full light, and cannot, therefore, as Sauvages has justly remarked, be caused by any thing in the anterior part of the eye; and they may often be observed to change their form with the motions of the eye; which they could not do if they did not



3. Error of number. Diplopia. *Sauv. Plenck.*

Often doubled, tripled, or otherwise increased, or multiplied.

The chief causes are those enumerated under *a*.

Many of these ocular illusions are found also, as symptoms, in several species of *dinus*, *sypasia*, *syncope*, *plethora cephalitis*, and various fevers.

## 7. CALÍGO. Dimness or abolition of sight from opacity of the cornea, or spots upon its surface.

*Caligo corneæ. Cull.*

*Obscuratio corneæ.—Maculæ corneæ. Plenck.*

*Phtharma caligo. Young.*

*Caligo à nêphelio. C. à leucomate. Sauv.*

*Oma. Arab.*

*Verdunklung der hornhaut. G.*

*Nouage de la cornée. Taye. F.*

*Opake Cornea.*

*Web-eye.*

Hence, Shakspeare, "This is the foul fiend, Flibbertigibbet: he gives the WEB, and the pin, squints the eye, and makes the hare-lip."

## 8. GLAUCÓSIS. Dimness or abolition of sight, from opacity of the humours.

*Glaucoma. Vog.*

*Phtharma Glaucoma. Young.*

*Caligo à rhytidosi. Sauv. Mouchart.*

depend on some floating substance. Their apparent change of position, when we attempt to follow them with the eye, is a necessary consequence of the motion of the eye itself which contains them." *Young.*

7. *Paropsis Caligo.* *Caligo, Lat.* "dimness, darkness, obscurity, cloudiness." The immediate cause is often unknown. Baran Störck strongly recommended an extract of the pasque flower, *pulsatilla nigricans*, the anemone *Pulsatilla, Linn.* for internal use; and from the success he ascribes to it, the plant has found its way into the Edinburgh pharmacopœia. The anemone *pratensis* would probably answer as well.

8. *Paropsis Glaucosis.* *Γλαυκωσις*, from *γλαυκος*, "blueish or greenish tinted," from the general colour of the obscurity. It was also called by the Greeks *glaucoma*, and by the Romans *glauco*. *Glaucosis* is here preferred to *glaucoma*, because the final *oma* usually, and for the sake of simplicity and consistency, ought always to import external protuberance, as in *staphyloma*, *sarcoma*, &c. See the Preliminary Dissertation.



Caligo à defectû humoris aquei. *Sennert.*

Verdunklung der glasernen feuchtigkeit. *G.*

9. CATARACTA. Dimness or abolition of sight from opacity of the crystalline lens.

Hypochyma (ὑποχυμα.) *Auct. Græc.*

Cataracta. *Sauv. Linn. Vog. Sag. Plenck.*

Phtharma Cataracta. *Young.*

Caligo lentis. *Cull.*

Kafes. *Pers. Turc.*

Graue-staar. *G.*

Cataracte. *F.*

Cataract.

α Lenticularis. Lenticular. The opacity existing in the lens itself and confined to it.

β Capsularis. Capsular, or membranous. The opacity confined to the capsule, or membrane of the lens.

γ Complicata. Complicated. The opacity common to the lens and its capsule.

See *Richter* Von der Ausiehung des grauen Staars; and

*Hellman* Von grauen Staar, und dessen herausnehmung.

10. SYNIZESIS. Dimness or abolition of sight from contraction or obliteration of the pupil.

Synizesis. *Vog. Plenck.*

Caligo à synesesi. *Sauv.*

Caligo pupillæ. *Cull.*

Augensternverengerung. *G.*

α Simplex. Simple closure of the pupil.

The pupil becomes closed or obliterated from progressive contraction, and at length coalition, of the muscular fibres of the iris; from inflammation of the surrounding membranes; or from protrusion of the iris. In all these cases it is called simple obliteration of the pupil.

9. *Paropsis Cataracta.* From καταρᾶσσω, "to disturb, destroy, abolish." The Greeks called this disease indifferently hypochyma, (ὑποχυμα,) apochysis (ἀποχυσίς,) and hypochysis (ὑποχυσίς.) The earlier Latins *suffusio*. See *Gunzii* De Suffusionis naturâ et sede. *Richter* Chir. Bibliothek. *St. Yves*, nouveau Traité des maladies des yeux 1736.—Cataracta was, perhaps, first employed by the Arabian writers.

10. *Paropsis Synezesis.* From συνιζω, "consido, coeo, coalesco;" from the coalition of the muscular fibres of the iris. See *Transact. of the Swedish Academy*, vol. xxxiv; and *Weissenborn* De Pupillâ nimis coarctatâ. Erfurt, 1773.



6 Complicata. Closure of the pupil, complicated with cataract, or an opaque cornea.

Plenck confines synechesis to a total contraction of the pupil, making a distinct disease of its partial contraction which he calls myosis; and another distinct disease of the variety 6, which he calls synechia. But this is to perplex rather than to simplify the subject.

11. AMAURÓSIS. Dimness or abolition of sight, with an unalterable pupil, usually black and dilated; but without any other apparent defect.

Immobilitas pupillæ. *Plenck.*

Amaurosis. *Sæuv. Linn. Vog. Sag.*

Gutta-serena. *Arab.*

Schwarze-staar. *G.*

Goutte-serene. *F.*

*Drop serene.*—So Milton, in his address to Light, in which he also alludes to the cataract by the Latins called *suffusio*:

“Thee I revisit safe,  
And feel thy sovereign vital lamp; but thou  
Revisit’st not these eyes, that roll in vain  
To find thy piercing ray, and find no dawn;  
So thick a DROP SERENE has quench’d their orbs,  
Or dim SUFFUSION veil’d.”

The most common cause is a paralysis of the retina, usually in conjunction with a paralysis and dilatation of the iris. Occasionally, however, the iris is rigidly contracted, its debility being accompanied with great irritability: and hence offering two varieties; to which a third may be added, from the disease assuming at times an intermitting type.

α Atonica. With permanent atony and dilatation of the pupil.

β Spasmodica. With permanent contraction.

γ Intermittens. With periodical cessations and returns.

Plenck makes a distinct disease of an unalterable pupil *with or without* injury of vision, under the name of Mydriasis. In the latter case it is evidently a variety of

11. *Paropsis Amaurosis.* From *αμαυρος*, “obscurus, caliginosus, opacus.” “Rarissime nascitur hic morbus sine omni prædispositione.” *Plenck* in loc.—*Warner* strongly recommended Dippell’s Animal Oil, both externally and internally. *On the Human Eye*, p. 22.

12. *Paropsis Staphyloma.* From *σταφυλη*, “uva,” a grape, from



amaurosis ; and it is questionable whether the former case ever exists.

Found also, occasionally, as a symptom or sequel in hysteria, syspasia, and lues.

It is probably to the second of these varieties that Shakspeare often alludes by the term *pin* or *pin-eye*, the pupil being contracted to nearly the diameter of a pin's head. The following example is sufficient, another having been already quoted under *P. Caligo* ;

“ Wish all eyes  
Blind with the *PIN* and *web*.”

12. STAPHYLÓMA. Enlargement of the ball of the eye ; protuberance of the cornea ; sight dim or abolished.

Staphyloma. *Sauv. Vog. Sag. Plenck.*

Staphylom. *G.*

Clou. *F.*

*Protuberant eye.*

α Simplex. From increased secretion of the aqueous or other humour ; pupil transparent.

Hydrophthalmia. *Vog. Plenck.*

β Purulentum. From flow of pus from an abscess in one of the membranes ; pupil cloudy.

Onyx. *Plenck.* When between the lamellæ of the cornea.

Hornhautapostem. *G.*

Hypopyum. *Plenck.* When in the aqueous humour.

Eiteraug. *G.*

γ Complicatum. Complicated with a rupture of the iris, and its protrusion upon the cornea ; constituting a grape-like tumour : sight abolished.

Straphyloma complicatum. *Plenck.*

The genera of Plenck, exophthalmia, ophthalmoptosis, and ptosisiridis, are resolvable into the present ; they proceed from similar causes, exhibit the same appearance, and, when manageable, are to be treated by the same means ; one of the most useful of which, in diminishing the protuberance, is that of illining the

---

the resemblance of the tumour to the pulpy and semi-transparent appearance of this fruit. Richter has the credit of having first pointed out the real nature of this disease. *Fascic. II. Observ. Chirurg.* p. 104.



opaque cornea with a minute drop of butter of antimony on the tip of a small pencil-brush, at first recommended by Janin, and afterwards by Richter.

13. **STRABISMUS.** Optic axes of the eyes not coinciding on an object.

Strabismus. *Sauv. Linn. Plenck. et alior.*

Ahul. *Arab.*

Schielen. *G.*

Louchette. *F.*

*Squinting.*

*Goggle-eye.* Old. Engl.—This word is still retained in the term *goggles*, or glasses for persons affected with the disease : by the French called *masques à couchette*.

*a* **Habitualis.** From habit : or the custom of using one eye and neglecting the other ; whereby the latter grows gradually more unsteady, and the will has no longer an equal command over both.

Nystagmus. *Plenck.*

Strabismus habitualis. *Cull.*

Strabismus vulgaris. *Sauv.*

13. *Paropsis Strabismus.* Στραβισμος, from στραβος, "tortus oculis." The optic axis is an imaginary right line passing from the centre of the vitreous humour, lens, and globe of the eye, to the object of vision. In perfect vision the optic axis of the one eye is in unison with that of the other, and consequently they converge or coincide at the same point ; and the object which would otherwise appear double, as being seen by each eye, is contemplated as single. In order to this coincidence, the muscles of each eye must constantly assume the same direction, their position and configuration be precisely alike, and the sight be of an equal power and focus : a deviation from each of which postulates must necessarily produce squinting, or an inaccordant action of one eye with the other. From common and early habit we acquire an equal command over the muscles of both, and are able to give them any direction, and to fix them against any object we please : and such is the power of habit, that at length they involuntarily associate in the same action, and it is difficult for us to give to the one eye a different direction from that of the other, or in other words, to make their optic axes diverge instead of converge. In persons born blind, no benefit can be derived from this unity of action, and hence it is never attempted ; and the muscles being never subjected to discipline, the eye-balls roll at random, and wander in every direction. And hence one of the most difficult tasks to be acquired by such persons after obtaining sight, is that of keeping their eyes fixed, and giving the same bearing or convergent line to each. And hence, again, they see things double at first, and in a state of great confusion.



- 6 Atonicus. From debility of the affected eye : whence the sound eye possesses a different focus and power of vision, and is alone trusted to : in consequence of which the weak or neglected eye insensibly wanders as above.

Strabismus commodus. *Cull.*

Strabismus Buffonii.—S. spasmodicus.—S. paralyt. *Sauv.*

- 7 Organicus. Differently constructed in form or position : so that the situation or figure of one eye, or of particular parts of one eye, are inaccordant with those of the other ; whence, as in the preceding varieties, one eye is chiefly depended upon, and the other neglected.

When one eye is naturally stronger, or of a more favourable focus, or more frequently employed than the other, as among watch-makers and jewellers, the latter from comparative neglect relapses into an undisciplined state, and less readily obeys the control of the will. Its muscles do not assume the same direction, and if they do, in the two former cases, the object appears double ; and hence the neglected or weaker eye wanders and stares at one or at various objects, while the eye relied upon is fixed upon some other. And it is this divergence of the optic axes, this inaccordance of direction, or looking at different objects at the same time, that constitutes the disease called strabismus or squinting.

14. *Paropsis Ectropium*. 'Εκτροπίον: from *εκτρέπω*, "averto, deflecto, detorqueo." The opposite affection or inversion of one or both eye-lids, is denominated *entropium*. It is often a very troublesome complaint from the irritation produced by the inverted eye-lashes. But it is, perhaps, in every instance a symptom or sequel of some other disorder, as a tumour seated on the affected lid, or a contraction of its internal membrane from a cicatrix, or other cause. See *Platner De Vulneribus superciliis illatis*. Opusc. tom. ii. *Acret Bemurkungen*, &c.

GEN. II. PARACUSIS. Παράκωσις, παρακωη, from *παράκωω*, "perperam, depravatè, vitiosè audio." The mechanism of the ear is as complicated as that of the eye, and as admirably adapted in all its parts to the perfection of the sense which constitutes its function. Its lobe, its entrances, its openings, its various drums, its minute and multiplied foramina, its delicate bones, all contribute to one common effect. Even the surrounding bones, and still more than this, the teeth are, in no small degree, auxiliary to the same object ; as the experiments of M. Perolle, given in the fifth volume of the *Turin Transactions*, have abundantly established ; as they have also that bone in general is a far better conductor of sound than air, alcohol, or water.



14. ECTRÓPIUM. Eversion of one or both the eye-lids; and consequent exposure of the red internal tunic.

Ectropium. *Linn. Plenck. Vog. Ware. Adams.*

Blepharoptosis Ectropium. *Sauv.*

Auswärtskenrung des augen-lids. *Plenck.*

Eraillement. *F.*

*Eversion of the eye-lids.*

Found also, as a sequel, in inflammation of the conjunctiva, purulent or chronic ophthalmia, small-pox, burns, and scalds.

---

## GENUS II.

### PARACUSIS.

Sense of hearing vitiated, or lost.

Paracoe (*παράκοη*). *Hippocr.*

Cophosis. *Linn.*

Dysæsthesia auditoria. *Young.*

1. ACRIS. Hearing painfully acute, and intolerant of the lowest sounds.

---

From the complicated organism of the ear it follows necessarily, that, like the eye, it must be subject to a great variety of diseases; while many of the diseases of the one sense must bear a striking analogy to those of the other. Thus painful and obtuse hearing, and deafness, may be well compared with painful and obtuse vision, and blindness. As the eye is at times affected with illusory objects, so is the ear with illusory sounds; and, as, when the optic axes do not harmonize, as in strabismus, the same object may be seen double, so may the same sound be heard double where the action of the one ear is inaccordant with that of the other. Sauvages has given two or three very curious examples upon this last affection: A musician, while blowing his flute, heard two distinct sounds at every note. The sounds were in different keys, and consequently not in harmony: and as they were heard simultaneously, the one could not be an echo of the other. This singular affection seems to have been the result of a catarrh, and ceased on its termination. On another occasion he was consulted by a person who for several months antecedently had been troubled with a hearing of two distinct voices whenever he was spoken to: the one at least an octave



Auditus acrior. *Darw.*

Paracusis Oxycoia. *Saw.*

Ouie tendre. *F.*

Sometimes found idiopathically in nervous and highly irritable idiosyncrasies, and bearing a striking analogy to *paropsis acris*.

Found, more frequently, as a symptom in ear-ache, headache, epilepsy, otitis, cephalitis, and fevers of various kinds.

2. OBTUSA. Hearing dull and confused; and demanding a clear and modulated articulation.

Disecóia. *Auct. Græc. Vogel.*

Dyseccœa. *Saw. Sag. Cull.*

Auditus difficilis. *Hoffm.*

higher than the other, but not in unison with it, and hence producing a harsh and insupportable discordancy. *Tom. I. 756.*

The *perverse paracusis*, forming the third species of the present arrangement, though perhaps more common, is not less extraordinary; and the same attentive and indefatigable writer has collected various examples of this disease from unquestionable authorities. The first case is that of a woman who could never understand what was spoken to her unless a drum were beating close to her at the same time; and who, on this account, kept a drum always in the house, which was constantly played upon while she was conversing with her husband. Another case is that of a bell-ringer, who could never distinguish speech except while the bells were ringing. A third case relates to a person who was always deaf except when travelling in a carriage, during which time, from the rattling of the wheels, he was perfectly capable of hearing, and in engaging in conversation. *Sauvages* ingeniously ascribes this disease to torpitude or paresis of the organs of the external ear, which require this additional stimulus to rouse them into action, so as to convey the proper sounds addressed to them, beyond the tympanum. And he closes with the following illustrations: "Sic somnolenti oculos non aperiunt, nec proinde aptant ad visum, nisi magna lux oculos commoveat; sic organa genitalia ganeonum à torpore excitantur quandoque per flagra, de quorum usu in rea venereâ scripsit *Meibomius*." *Tom. I. 757.*

As the organ of the ear, however, is less exposed than that of the eye, we are far less acquainted with the immediate seat of its diseases; and even with the exact bearing which every particular part sustains in the general phenomenon of hearing. It was at one time supposed that the nicest power of discriminating sounds, or in other words, that accuracy of distinguishing which constitutes what is called a *musical ear*, is seated in the cochlea. Birds, however, whose perception is exquisite, have no cochlea. It has since



Auditus imminutus. *Darw.*

Vekr. *Arab.*

Ubel-hören. *G.*

Dureté d'oreille. *F.*

*Hardness of hearing.*

α Organica. From organic defect.

Dysecœa organica. *Cull.*

ε Atonica. From local debility.

Dysecœa atonica. *Cull.*

*Nervous deafness.*

γ A meatu obstructo. From obstruction in the auditory tube or passage: as by mucus, wax, sordes, an insect, or any other extrinsic body.

been conceived by Sir Everard Home that it is the membrana tympani in which this fine feeling is peculiarly lodged. (*Phil. Trans.* 1800,) and that it depends upon its muscularity: yet the same feeling has remained, and in its full proportion, in persons whose membrana tympani has been ruptured.

In Sauvages, hardness of hearing, perverse or depraved hearing, and deafness, are made distinct genera under the names of dysecœa, paracusis, and cophosis. Cullen throws away the last of these, as a distinct genus, and arranges the affections that belong to it under dysecœa; regarding hardness of hearing and deafness as only different degrees of one common malady. Neither of these views are correct. First, there ought to be but one common genus for the whole, and to this the writer of these pages has given the name of *paracusis*, as well out of deference to the authority of Hippocrates, who has employed it in the same extensive sense, as on account of its analogy with *paropsis*, the preceding genus. In the next place, deafness and hardness of hearing are by no means the same complaint: the latter may, indeed, occasionally terminate in the former; but it may also, and often does continue to the close of life, sometimes even from the beginning to the close, without ever running into deafness; and probably its seat lies generally in other parts of the auditory organ than that in which deafness is situated. *Dys*, in dysecœa, is by Cullen used as a diminutive or negative, "auditus imminutus vel abolitus," says he, in his definition of the term; perversity or depravity being expressed by *para*, as in paracusis, which he explains "auditus depravatus." Yet by *dys*, in his dysopia, he intends neither a negative nor a diminutive, but a perverse or depraved power; his definition of the term being "visus depravatus;" in which case *dys* is confounded with *para* in his own previous interpretation of this preposition. Such looseness of meaning should be avoided as much as possible in works of science, and especially in works for the use of students.



Dysecœa à meatû obstructo. *Sauv.*

Dysecœa à tubâ obstructâ. *Id.*

Found also, occasionally, as a symptom or sequel, in various fevers, hemiplegia, apoplexy, otitis, lues, and polypous caruncles or concretions in the passage of the ear.

3. PERVERSA. The ear only sensible to articulate sounds when excited by other and louder sounds intermixed with them.

Paracusis Willisiana. *Sauv.*

Paracusis imperfecta (d.) *Cull.*

Ouïe engourdie. *F.*

*Perverse hearing.*

Only when several bells were ringing at the same time. *Birch. Hist. Vol. IV.*—Only in a great noise.

*Fieliz ; Richter. Chirurg. Bibl. Band IX. p. 555.*—

Only during the music of a pipe. *Stahl Colleg. p. 76.*

—Easier in a great noise. *Sims. Memoirs Med. Soc. Lond. Vol. I. n. 5.*

4. DUPLICATA. The action of the one ear inaccordant with that of the other; sounds heard doubly and in different tones or keys.

Paracusis duplicata. *Sauv.*

Paracusis imperfecta (c.) *Cull.*

Unrecht hören. *G.*

Double ouïe. *F.*

*Double-hearing.*

5. ILLUSÓRIA. Internal sense of sounds, without external causes.

Paracusis imaginaria. *Cull.*

Syrigmus. *Sauv.*

Susurrus. *Vog.*

Nemim. *Arab.*

*Imaginary sounds.*

α Syrigmus. Ringing or tinkling; a sharp, shrill, successive sound.

β Susurrus. Whizzing. An acute, continuous, hissing sound.

γ Bombus. Beating. A dull, heavy, intermitting sound.

There are numerous other varieties, but it is needless to detail them.

GEN. III. *Parosmis*, from *παρᾶ*, "male," and *οἶω*, "oleo," "olfacio;" analogously with *paracusis* and *paropsis*, and hence preferred to *parosmia*. The common term among nosologists is *anosmia*, but



## 6. SURDITAS. Total inability of hearing or distinguishing sounds.

Cophosis. *Sauv. Sag.*Surditas. *Vog.*Dysecœa organica. *Cull.*Samem. *Arab.*Taubheit. *G.*Sourdit  . *F.**Deafness.* $\alpha$  Organica. From organic defect. $\epsilon$  Atonica. From local debility. $\gamma$  Paralytica. From local palsy.

Found also as a symptom, occasionally as a sequel, in various fevers, hemiplegia, apoplexy, otitis, and lues; and, when congenital, or occurring shortly after birth, the cause of aphonia surdorum, or deaf-dumbness.

---

## GENUS III.

### PAROSMIS.

Sense of smell vitiated, or lost.

Anosmia. *Sauv. Linn. Vog. Cull.*Olfactus amissio. *Sennert.*


---

this only includes one species of the genus, namely, privation or destitution of smell; which, in fact, is the only one that has hitherto been introduced into nosological systems. Darwin, indeed, has olfactus *acrior*, but without any definite meaning or example:—a *nominis umbra*, to be embodied by subsequent writers.

1. *Parosmis acris*. Generally speaking, the sense of smell in all animals is in proportion to the extent of the Schneiderian or olfactory membrane with which the nostrils are lined, and over which the branches of the olfactory nerves divaricate and ramify. And hence this membrane is much more extensive in quadrupeds and birds, which chiefly trust to the sense of smell in selecting their food, than in man; for it ascends considerably higher, and is for the most part possessed of numerous folds or duplications. It is hereby the hound distinguishes the peculiar scent thrown forth from the body of the hare, and the domestic dog recognizes and identifies his master from all other individuals.



Dysæsthesia olfactoria. *Young.*

Odoratus deperditus. *Plouquet.*

1. ACRIS. Smell painfully acute, or sensible to odours not generally perceived.

Olfactus acrior. *Darw.*

*Acute smell.*

2. OBTUSA. Smell dull and imperfectly discriminative.

*Obtuse smell.*

3. EXPERS. Total inability of smelling or distinguishing odours.

Perte d'odorat. *F.*

*Loss of smell.*

α *Orgánica.* From organic defect, or accidental destruction of the olfactory nerve, or its branches; or of the Schneiderian membrane over which they are spread.

Anosmia organica. *Cull.*

Under peculiar circumstances, however, the ordinary apparatus for smell possesses an activity, and sometimes even an intolerable keenness, which by no means belongs to it in its natural state. M. Virey, who has written a very learned treatise upon the subject of odours, asserts that the olfactory sense exists among savages in a far higher degree of activity than among civilized nations, whose power of smell is blunted by an habitual exposure to strong odours, or an intricate combination of odours, and by the use of high flavoured foods. And he might have added, that this sense, like every other, is capable of cultivation, and acquiring delicacy of discrimination by use; that savages, many of whom make a near approach to the life of quadrupeds, employ it, and trust to it in a similar manner; and that this is, perhaps, a chief cause of the difference he has pointed out. It is in like manner relied upon by persons who are deprived of one or two of the other external senses, as those of sight or hearing, or both; and in these cases it often acquires an extraordinary degree of nicety. In the interesting example of the boy born blind and deaf, lately given to the world by Professor Stewart, and who, in consequence, was obliged to rely upon the two faculties of smell and touch alone, in discriminating almost all the objects that surrounded him, he is said, in Mr. Wardrop's history of the case, to have employed the sense of smell on all occasions, like a domestic dog, in distinguishing persons, and chiefly to have depended on it. By this sense he identified his friends and relatives; and conceived a sudden attachment or dislike to strangers according to the odour of the effluvium that escaped from the skin.

The *Journal des Sçavans*, an. 1667, gives a curious history of a monk, who pretended to be able to ascertain, by the difference of



β Paralytica. From local palsy.

Anosmia paralytica. *Sauv.*

Anosmia atonica. *Cull.*

Found also, occasionally, as a symptom in catarrh, worms, lues, local ulceration, and fevers of various kinds.

---

## GENUS IV.

### PARAGEUSIS.

Sense of taste vitiated or lost.

Apogeusis. *Vog.*

Ageusia. *Sauv. Sag. Cull.*

Dysæsthesia gustatoria. *Young.*

1. ACRIS. Taste painfully acute, or sensible to savours not generally perceived.

Gustus acrior. *Darw.*

Acute taste.

---

odour alone, the sex and age of a person, whether he were married or single, and the manner of life to which he was accustomed.

This, as far as the fact extended, may possibly have been the result of observations grafted upon a stronger natural sense than belongs to mankind in general; and is scarcely to be ranked in the list of diseased actions. But among persons of a highly nervous or irritable idiosyncrasy, the present writer has met with numerous instances, and doubtless other practitioners have also, of an acuteness of smell almost intolerable and distracting to those who were labouring under it: which has fairly constituted an idiopathic affection: and sometimes nearly realized the fanciful description of the poet by making its possessors ready, at every moment, to

Die of a rose in aromatic pain.

There is a curious and ingenious paper in the Transactions of the Swedish Academy, Tom. I. p. 346, from the pen of Linnéus, entitled, "Petiveria, en Americansk växt," (the American *Petiveria alliacea*;) containing a variety of useful observations on the peculiar qualities given to the smell, taste, and other properties of animals, in consequence of their feeding on different foods. The reader may consult it at his leisure.

GEN. IV. From *γευω*, "*gustum frabeo*," whence *παράγευω*, and consequently *παράγευσις*. The author has preferred, with Vogel, the present termination to parageusia or ageusia, as analogous to



2. **OBTUSA.** Taste dull and imperfectly discriminative.

*Obtuse taste.*

3. **EXPERT.** Total inability of tasting or distinguishing savours.

*Dégoût. F.*

*α Organica.* The papillæ of the tongue destitute of gustatory nerves, or covered with a mucous, or other sheath which they cannot penetrate.

*Ageusia organica. Cull.*

*β Paralytica.* From local palsy.

*Ageusia paralytica. Sauv.*

*Ageusia atonica. Cull.*

Found also, occasionally, as a symptom or sequel in fevers, apoplexy, different species of ecphronia, and other phrenic genera, and dyspepsy.

---

## GENUS V.

### PARAPSIS.

Sense of touch or general feeling vitiated or lost.

*Dysæsthesia contractoria. Young.*

---

the names of the preceding genera of the order before us. And for the same reason he has preferred *para*, to *dys*: the privative *α* would be altogether inadmissible, as it can only apply to the second and third species.

The first and last species are perhaps chiefly symptomatic, though not always so. The second is common, and is often connected with obtuse smell; for physiologists have remarked a striking coincidence and sympathy between these two senses; and some have conceived them to be mere modifications of each other. The writer of these pages had lately a lady of twenty-four years of age under his care, of great mental taste and accomplishments, who had always possessed a considerable hebetude of both senses. She could distinguish the smell of a rose from that of garlic, and the taste of port-wine from mountain or madeira; but she could not discriminate between the odour of a rose and that of a lily; or between the taste of beef, veal, or pork; and consequently, upon all these points, had no preference or relish.

**GEN. V. PARAPSIS.** Παραψις, from *απτομαι, ἄψις*, “tango, tactus;” whence *παρᾶπτομαι* and *παράψις*, “perperàm tango, intactus.”

The common term among the nosologists is *dysæsthesia*; but incorrectly, since this word, as already observed, is also employed to



1. ACRIS. Touch painfully acute, or sensible to impressions not generally perceived.

Tactus acrior. *Darw.*

α Teneritúdo. Painful uneasiness or tenderness, local or general, on being touched with a pressure usually unaccompanied with troublesome feeling.

*Soreness.*

Occasionally unconnected and idiopathic, but more frequently a symptom or sequel of fevers, debility, lassitude, violent exercise, catching cold.

6 Pruritus. Painful titillation, local or general, relieved by rubbing.

Pruritus. *Sauv. Linn. Vog. Sag. Darw.*

Autalgia pruriginosa. *Young.*

*Itching.*

As an idiopathic affection chiefly local, and easily relieved by rubbing or scratching.

Found also, as a symptom, in prurigo and other papulous affections, purnio and other cutaneous inflammations; urticaria, and other cutaneous eruptions.

express morbid sensation of any kind, whether of touch, taste, smell, sight, or hearing. See the note on *ÆSTHETICA* at the beginning of the present order. But by Dr. Cullen the radical term is used with a peculiar want of precision: for while *dysæsthesiæ* with him constitutes the name of the present order, and embraces the external senses at large, *anæsthesia* is at the same time limited to that of touch. In this perplexity of significations he appears to be alone; for though Sauvages uses *dysæsthesiæ* as an order, and *anæsthesia* as a genus, he uses both in the same general meaning; and hence the *anæsthesia* of Sauvages is a different disease from that of Cullen, and imports privation of all the senses, while muscular motion, and a desire for things needful remain, though with diminished power. His words are "*sensûs omnis privatio, superstitibus motû musculari, et rerum necessariarum appetitû, sed imminutis.*" It constitutes the *parapsis experts*, var. b, of the present system; and his species and examples are illustrative of it. Sagar follows the use of the term adopted by Sauvages. Linnéus and Crichton employ *anæsthesia* in the import of Cullen, and limit it to privation of touch; but then they do not employ *dysæsthesiæ* at all, the former substituting the term *privation* in its stead, and the latter distributing the diseases hereby usually embraced, under other divisions of his arrangement.

Dr. Young employs *dysæsthesiæ* upon a wider scale than any of the preceding writers; for he not only allows it to reach all the



- γ Algor. Sense of temperature, local or general, below that of pleasant and natural warmth.

Algor. *Sauv. Sag.*

Zemherir. *Arab.*

*Coldness.*

As an idiopathic affection chiefly local, and most common to the head and feet.

Found also, as a symptom, in the first stage of fever, syncope, hysteric sypacia, nausea, and atonic empathema; in all which the affection is general.

- δ Ardor. Sense of temperature, local or general, above that of pleasant and natural coolness.

Ardor. *Sauv. Sag.*

Hararet. *Arab.*

*Heat.*

As an idiopathic affection occurring chiefly in plethoric and irritable habits.

external senses, but carries it into the mind, and makes it embrace "want of memory, or confusion of intellect," which he denominates *dysæsthesia interna*: though he introduces the affection with a query.

1. γ *P. acris, Algor.* "Cold, according to its degrees, produces two very different effects; one is the exciting of action without lessening the powers, the other is absolutely debilitating, while at the same time it excites action if carried too far." *Hunter*, on Blood, p. 349. It is observed by Dr. Fordyce, in his Tract on Simple Fever, p. 168, and the observation is quoted and called curious by Dr. Darwin, "that those people who have been confined some time in a very warm atmosphere, as of 120 or 130 degrees of heat, do not feel cold, nor are subject to paleness of their skins, on coming into a temperature of 30 or 40 degrees; which would produce great paleness and painful sensation of coldness in those who had been for some time confined in an atmosphere of only 86 or 90 degrees." The cause is not difficult of explanation. The sensorial power is exhausted by a long application to a heat of 120 or 130 degrees, and the minute vessels lose their power of spasmodic constriction, or collapse: while in a heat of 86 or 90 degrees no such effect takes place.

1. *Paræsthesia exfers.* Some persons have an habitual numbness or privation of the sense of feeling in particular parts of the surface, which appears to depend on local deficiency or paralysis of the nerves of touch. And hence they are able, in such parts of the body, to prick or cut themselves, or to run pins to any depth below the skin without pain. The author has seen several striking examples of this peculiar affection.



Found also as a symptom in the second stage of fevers, inflammations, and entonic emipathema.

2. EXPERS. Total insensibility to objects of touch.

Anæsthesia. *Linn. Cull.*

α Simplex. Confined locally or generally to the sense of touch; sometimes accompanied with uneasiness.

Stupor. *Sauv. Linn. Sag.*

Tactus imminutus. *Darw.*

Numbness.

β Complicata. Complicated with insensibility in several or all the other senses.

Anæsthesia. *Sauv. Sag.*

See an interesting case in *Collect. Acad.* tom. III. p. 184.

Alternating with paralysis. *Heister, Wahrnehmungen I. p. 205. Medico-chirurg. Trans. Vol. II. p. 216.* Case of Vieusseux, communicated by Dr. Marcet.

Found also, as a symptom, in apoplexy, catalepsy, epilepsy, syspasia, and syncope.

3. ILLUSORIA. Imaginary sense of touch or general feeling in organs that have no existence.

Sometimes confined to the hands with a full power of motion. *Hist. de l'Acad. des Sciences*, 1745, p. 40.—Cured by applications to the spine. *Galen*, De loc. Off. Lib. I. cap. vi. cl. 7.—Universal, or extending over the entire surface. *Ludovic. Op.* p. 938. *Ephem. Nat. Cur.* Dec. I. ann. iii. obs. 251.—Confined to the right arm: the insensibility so great as to be without pain during the progress of a phlegmon. On breaking the arm the man felt a crash, and only thought he had broken the spade he was working with. *Lamarck*, Philos. Zoologique, Tom. II. p. 262.

See an interesting paper upon this subject, with several extraordinary cases, and, among others, the above from Lamarck, by Dr. Yelloly, *Medico-chir. Trans.* Vol. III. p. 90. In the case immediately described, the patient, aged 58, had been first affected in Jamaica about three years before, and the affection had become permanent. "The hands, up to the wrists, and the feet, half way up the legs, are perfectly insensible to any species of injury, as cutting, pinching, scratching, or burning. The insensibility, however, does not suddenly terminate; but exists, to a certain degree, nearly up to the elbow, and for some distance above the knee. He accidentally put one of his feet some time ago into boiling water, but was no otherwise aware of the high temperature, than by finding the whole surface a complete blister on removing it. The extremities are insensible to electrical sparks taken in every variety of mode."



Pseudæsthesia. *Plouquet.*

Common to those who have suffered amputation. See *Vogel. Chirurgische Wahrnehmungen, Samml. I. n. 9. Act. Med. Berol. Dec. ii. Vol. VIII.*

Found also, occasionally as a symptom, in hypochondrias and other mental affections.

## ORDER III.

### CINETICA.

#### AFFECTING THE MUSCLES.

Irregular action of the muscles or muscular fibres; commonly denominated spasm.

### GENUS I.

#### ENTASIA.

Irregular muscular action producing contraction, rigidity, or both.

2.  $\beta$ . *P. exfers complicata.* Under this variety Sauvages has given one or two very curious examples of general insensibility of several or all the external senses. The most singular, for which he is indebted to the *Academy Collections*, is that of a delicate young man, who was suddenly in the morning deprived of speech, and of the sense of touch, generally without any assignable cause or premonition. Punctured and pricked in different parts of his body, in his head, neck, back, shoulders, breast, arms, abdomen, he felt nothing whatever, and even laughed at the singularity of the phenomenon, as with the exception of dumbness and cutaneous insensibility he laboured under no disease whatever. It continued for two days, and appears to have yielded to venesection.

GEN. I. ENTASIA. *Ἐντασις*, "intentio," "vehementia," "rigor." *Scaft.* in loc. from *ἐντείνω*, "intendo." The author has preferred this word to *tonos*, tonus, or *entonia*, the common terms of nosologists to express the present genus of diseases, because the latter



Tonici. *Sauv. Sag.*

Convulsionis tonicæ. *Gorter. Etmull.*

Conductiones. *Cæl. Aur.*

Spastici. *Linn.*

Tonos. *Parr.*

Entonia. *Young.*

*Tonic Spasm.*

1. PRIAPISMUS. Permanent rigidity and erection of the penis, without concupiscence.

Priapismus. *Sauv. Linn. Vog. Sag.*

Tentigo penis. *Plouquet.*

Kazech. *Arab.*

Priapisme. *F.*

*Priapism.*

Has continued after death. *Ludovici Opp. p. 1056. Marcell. Donat. Lib. II. cap. 3. p. 142.* In an infant, from callosity. *Act. Nat. Cur. Vol. II. Obs. 173.*

For the most part the consequence of cold, cantharides, clap, or dysury.

2. LÓXIA. Permanent contraction of the flexor muscles on the right or left of the neck, drawing the head obliquely in the same direction.

Loxias (λοξίας.) *Auct. Græc.*

Caput obstipum. *Vog.*

Obstipitas lateralis. *Sauv.*

Cephaloxia. *Plouquet.*

Krumm-hals. *G.*

*Stiff-neck.*

α Dispars. From disparity in the length of the muscles opposed to each other.

ς Entonica. From excess of muscular action on the contracted side.

γ Atonica. From direct atony of the antagonist muscles.

terms are employed, in direct opposition to such meaning, by physiologists, to import a healthy and perfect vigour or energy of the muscles; and by therapeutists to signify medicines capable of producing such or similar effects.

1. *Entasia Priapismus.* Πριαπισμος. From Πριαπος, the son of Venus and Bacchus, who is usually thus represented in paintings and sculptures. Galen applies the term also to a rigid elongation of the clitoris without concupiscence.

2. *Entasia Loxia.* From λοξος, "obliquus, tortus:" whence *loxar-*



Obstipitas renuens. *Sauv.*

Found also, occasionally, as a symptom, in sprains or inflammations of the neck; in catarrh; and in contractions of the skin of the neck from severe burns.

3. ARTICULARIS. Permanent and rigid contraction of one or more articular muscles or their tendons.

Acampsia. *Plouquet.*

Contractura. *Sauv. Linn. Sag.*

Zemam. *Arab.*

Verkürtzung. *G.*

Contracture. *F.*

*Muscular stiff-joint.*

α Entonica. From excess of action in the muscles contracted. Articular spasm.

β Atónica. From direct atony of the antagonist muscles.

γ Inusitata. From long confinement or neglect of use.

Found also occasionally, as a symptom, in articular inflammations, abscesses, and ulcers secreting an irritating fluid.

4. TRISMUS. Permanent and rigid fixation of the muscles of the lower jaw.

Trismus. *Sauv. Linn. Sag. Cull.*

Capistrum. *Vog.*

Tonos Trismus. *Parr.*

Teshennuj. *Arab. Pers.*

Tic. *F.*

*Locked-jaw.*

Parrots are said to be subject to this disorder. *Bajon, Memoires I. Richter, Chir. Bibl. band V. p. 165.*

Most effectually cured by large doses of laudanum and drastic purges. A dram of tincture of opium has been given every hour or every two hours for two days, with strong doses of calomel, jalap, and scammony, and proved successful. See two cases by Mr. Harkness, and Mr. Parkinson, jun. in *Trans. of the Medico-chir. Soc. II. 284. 291.*

*thrux* in surgery, an obliquity of a joint of any kind without spasm or luxation. By the Greeks, however, the term was specially applied to the joint or muscles of the neck.

4. *Entasia Trismus.* Τρισμας. From τριζω, *strido*, "to gnash." The Greek term, like its French synonym *tic*, is said by the lexicographers to be an onomatopy, or a word formed from the sound that takes place in the act of gnashing.



α **Nascentium.** Attacking infants during the first fortnight after birth. Probably the result of acrimony in the stomach.

**Trismus nascentium.** *Sauv. Cull.*

ς **Traumáticus.** Occurring at every age as the consequence of a wound, puncture, or ulcer; chiefly in hot climates.

**Trismus traumaticus.** *Heister. Sauv. Cull.*

**Spasmus maxillæ à vulnere.** *Compend. Med.*

γ **Algidus.** Occurring after exposure to cold and damp, especially the cold of evening.

**Trismus catarrhalis.** *Sauv.*

There is little difference in the symptoms of any of the varieties; and they are here chiefly entered on the authority of Sauvages and Cullen.

5. **TETANUS.** Permanent and rigid fixation of many or all the voluntary muscles; with incurvation of the body, and dyspnœa.

**Tetanus.** *Auct. Græc. et Recent.*

**Akhezet.** *Arab.*

α **Anticus.** Tetanus of the flexor muscles: body rigidly bent forward.

**Tetanus anticus.** *Bontii. Med. Inq.*

**Emprosthotonus** (ἐμπροσθοτονός.) *Cæl. Aur. Sennert. et Auct. Alior.*

ς **Dorsális.** Tetanus of the extensor muscles: body rigidly bent backward.

**Tetanus dorsalis.** *Journ. de Med. Oct. 1761.*

**Opisthotonus** (οπισθοτονός.) *Aret. et Auct. Alior.*

γ **Laterális.** Tetanus of the lateral muscles: body rigidly bent laterally.

**Tetanus lateralis.** *Fernel. Sauv.*

5. **Entasia Tetanus.** Τετανός, "extensus:" from τεινω, or τιταίνω: "tendo; extendo." So emprosthotonos from ἐμπροσθεν, "ante," and τεινω, as above. As also opisthotonus, from οπισθεν "pone," and τεινω. According to Celsus, all these terms have been used synonymously: opisthotonus having been earliest employed among the Greeks, then emprosthotonus, and lastly tetanus, as the name for the present species: while some writers used each of them in a looser sense, so as to embrace various other species as well. "Priorem Græci οπισθοτονον sequentem ἐμπροσθοτονον, ultimum τετανον, appellant: quamvis minus subtiliter quidam indiscretis his nominibus utuntur." *Lib. iv. c. 3.*



δ Catochus. Tetanus general, with little or no difficulty of breathing; chronic and periodical.

Catochus. *Sauv. Vog. Sag Macbr.*

Produced ordinarily from the same causes as trismus; and found also, occasionally, as a symptom, in syphilis and worms.

Catochus is commonly regarded as a variety of tetanus; but more usually, perhaps, occurs as a variety of carus *Ecstasis*, Gen. II. Ord. iv. of this class: being seldom without the concurrent action or affection of other branches of the nervous system, besides the voluntary muscles.

6. ACROTISMUS. Failure or cessation of the pulse; with little or no disturbance of perception or voluntary power.

Asphyxia, seu Defectus Pulsus. *Plouquet.*

α Universalis. Extending over the whole arterial system.

See Mr. J. Hunter's affection in Sir Everard Home's life of him, prefixed to his Treatise on Inflammation, p. xlvi, consisting of a total suspension of pulsation for nearly an hour, with cessation of involuntary breathing for the same time: countenance pale and ghastly; faculties of the mind, and power over the voluntary muscles perfect: internal stimulants useless. Connected with sternalgia.

Similar suspensions of pulsation, without any other affection of the system. *Anecdotes de Medicine*, p. 199. *Marcell. Dom. lib. VI. cap. ii. p. 620*, ex Malth. de Grado.—For seven days, without other affection. *Riordin, Lin. Med. 1696*, p. 48.—Seven days before death. *Valisneri, Opp. III. p. 278*.—Chronic and continuing through the whole term of life. *Berryat Hist. de l'Acad. des Sciences à Paris, 1748*.

---

2. *Entasia Acrotismus*. 'Ακροτισμος, "defectus pulsus," from *κροτος* "pulsus;" whence *crotophos* or *crotophium*, "a painful pulsation or throbbing in the temples." Asphyxia would have been the term employed for this species, as it is by Plouquet, but that it has been long appropriated to import suspended animation or apparent death;—a total cessation, not of the pulse only, but of sense and voluntary motion. The disease has never hitherto, that the author knows, been noticed by nosologists: but the cases are so clear and numerous, that the omission ought no longer to continue.



β Particularis. Confined to particular parts of the arterial system.

Over the whole system except the heart, which pulsed violently. *Beggi* in *Pachioni* opp.—Confined to the arteries of a single arm. *Camerar.* *Memorab.* Cent. II. p. 54.

Sometimes the result of aneurism or partial paralysis.

7. SYSTREMA. Sudden and rigid contraction and convulsion of one or more muscles of the body; mostly those of the stomach and extremities, vehemently painful, but of short duration.

Crampus. *Saw. Vog. Sag.*

Tetanus dolorificus. *Darw.*

Taus. *Arab.*

Fekek. Of Persian origin.

Crampff. *G.*

Granchio. *Ital.*

Crampe. *F.*

*Cramp.*

Chiefly produced by a sudden chill, as that of the night air, or of water when swimming in it; often occasioned by an uneasy position, or undue distention of the muscles: and hence frequently attacking in sleep.

Found also, as a symptom, in cholera; and occasionally in pregnancy and during labour.

## GENUS II.

### NEURALGIA.\*

Contraction and distortion of a particular muscle or group of muscles, with partial trepidations, and acute lanc-

7. *Entasia Systrema*. *Συστρέμμα*, "contortio," "convolutio," "coagumentum compactile," "globus:" from *συστρέφω*, "contorqueo," "convolve in fascem." *Stréma*, the primary noun, is already familiar to the medical ear in the sense of "strain, twist, wrench;" see Cl. VII. Ord. I. Gen. ii. 3. And hence it is already prepared

[\* In the "*Study of Medicine*," Neuralgia is the 6th genus, 2d order, 4th class. See "*Study of Medicine*," Vol. III. p. 192.]



nating pains in the course of the principal nerves: paroxysm short, recurring at irregular periods.

1. **FACIEI.** Contraction and distortion seated about the ala nasi and upper lip; pains shooting to the orbit: often to the ear, and over the cheek, palate, teeth, and fauces.

*Trismus maxillaris.*—*T. dolorificus.* *Sauv.*

*Dolor crucians faciei.* *Fothergill.*

*Hemicrania idiopathica.* *Darw.*

*Autalgia dolorosa.* *E. Young.*

*Tic douloureux.* *André. Fothergill.*

2. **PEDIS.** Racking and intolerable pain seated about the heel; tremulously shooting in irregular directions towards the ankle and bones of the tarsus.

This species is described from a very marked case which has lately occurred to the author, in a

for *systemma*, in the sense of *crampus*, a term intolerably barbarous and universally reprobated, though to this hour in universal use, notwithstanding such reprobation. The proper Latin term perhaps is *raptus nervorum*; whence *opisthotonia*, or *opisthotonus* is "*raptus supinus*."

**GEN. II. NEURALGIA.** From *νευρον*, "*nervus*," and *αλγος*, "*dolor*." The only species that has hitherto been fully described is that which attacks the face—*n. faciei* of the present method, consisting in a morbid affection of some of the branches of the fifth pair of nerves, constituting very generally the sense of feeling; and for a very excellent description of which the reader may turn to Mr. *J. Hunter* on the "*Animal Economy*," p. 259.

*André* appears to be the earliest writer who remarked this painful affection with accuracy. He succeeded in removing it permanently by applying a caustic to the infra-orbitary or maxillary branch in one case, in which a previous division of the nerve by the scalpel, as practised by M. *Marechal*, had produced only a temporary cure. Dr. *Haighton*, however, seems in one instance of a later date, to have found the last method also radically successful.

But perhaps the most curious and complicated example to be met with is that of Mr. *Bosworth*, a patient of Dr. *Darwin's*, and who was operated upon successively by Mr. *Cruickshank* and Mr. *Thomas*. In this case the disease appears to have existed in almost every branch of the affected nerve, and also to have passed into one or two others, or to have influenced them by sympathy. By a dexterous and repeated use of the knife, however, carried into different directions, this formidable and intricate disease was at length radically cured, and the patient in consequence perfectly restored to ease. The account is given in Dr. *Darwin's Zoonomia*, Part II.



gentleman, otherwise of good health, about forty-five years of age, who has been long a victim to it. The pain during the paroxysm is so severe as nearly to make him faint, and is generally compared by him to that of scalding verjuice poured over a wound. Here the tibial branch of the ischiatic nerve seems to be affected, and perhaps the peroneal.

---

## GENUS III.

### CLONUS.

Forcible agitation of one or more muscles in sudden and irregular snatches.

---

Diseases of Irritation, Cl. I. ii. 2. 12, in two interesting letters: the first from the author of the work to Mr. Cruickshank, and the second from Mr. Thomas, his son-in-law, in reply.

Darwin properly enough objects to the word *trismus*, under which this genus has commonly been arranged, "as no fixed spasm like the locked-jaw exists in this malady." He adds, indeed, that in the few cases he has witnessed there has not even been any convulsion of the muscles of the face; though this he subjoins "may possibly occur occasionally as the consequence of disagreeable sensation, or to relieve it."—Almost every writer, however, besides himself, has noticed the existence of some kind of nervous contraction, distortion, or agitation, from the commencement of the disease; and in the case of Mr. Bosworth, Dr. Darwin expressly observes, that during the return of the pain "he seems to stretch and exert his arms, and appears to have a tendency to epileptic actions,"—clearly evincing a spasmodic diathesis.

The word *tic*, of late introduced from the French writers into our own language, is supposed to be an onomatopoeia, or a name fabricated for the purpose: derived, according to some, from the pungent stroke with which the pain assaults, resembling the bite of an insect; but according to Sauvages and Soleysel, from the sound made by horses that are perpetually biting the manger when labouring under a variety of this disease. We do not appear to be acquainted with the real origin of the term.

GEN III. CLONUS. Κλονος, κλονησις, "agitatio," "perturbatio," from κλονεω, "commoveo," "concutio." The clonic or concussive spasms form two distinct orders in Sauvages, and a single genus in Parr. The first is unnecessarily diffuse; the second too restricted.



Clonici partiales. *Sauv.*

1. SINGULTUS. Convulsive catch of the respiratory muscles, with sonorous inspiration; iterated at short intervals.

Lygmus (λυγμος.) *Hippocr. et Auct. Græc.* See *Friend's* Transl. fol. p. 181.

Singultus. *Auct. Lat. et Neoter.*

Fevak. *Arab.*

Glucksen. *G.*

Hoquet. *F.*

Hiccough.

Sometimes periodic. *Bonet, Sepulchr. lib. iii. S. V. Obs.*

4.—Sometimes chronic; and has continued three months.

*Schenck, lib. iii. 49:—Four years. Bartholin. Hist. Anat.*

*Cent. II. hist. 4.—Twenty-four years. Alberti, Dissert.*

*Casus singultûs chronici. Hall, 1743.*

Occasionally idiopathic; but more frequently found, as a symptom, in various affections of the stomach, excess of food, worms, strangulated hernia, atonic fevers, hypochondrias, and local irritation after operations. See *Hunter* on blood, p. 410.

2. STERNUTATIO. Irritation of the membrane of the nostrils, producing sudden, violent, and sonorous expiration through their channel.

Ptarmus (πταρμος.) *Auct. Græc.*

Sternutatio. *Auct. Lat.*

Otas. *Arab.*

Niesen. *G.*

Eternuement. *F.*

Sneezing.

At times periodic. *Bresl. Sammlung. 1725. ii. 82. Eph.*

*Nat. Cur. Cent. V. Obs. 19.—Of long continuance. Hor-*

*stii Opp. ii. 298.—Three hundred times in a paroxysm. Eph.*

*Nat. Cur. Dec. i. ann. iii. obs. 138.*

Each order of Sauvages is reduced, in the present attempt, to a distinct genus; to the former the well known and appropriate term *clonus* is still applied, to the latter *synclonus*, which see.

3. *Clonus Palpitatio.* The disease, in one or two of its varieties, is accurately and ably described by Mr. Dundas in the *Transactions of the Medico-Chirurg. Society*, Vol. I. p. 37; who gives many interesting cases which he regards as having been “always the consequence of, or connected with, rheumatic affection.” These cases chiefly relate to the variety  $\gamma$ , and were complicated with



Found also, frequently, as a symptom in measles, catarrh, and worms : and said to produce a periodical variety.

3. **PALPITATIO.** Irregular and vibratory motion of the heart or arteries.

Palpitatio. *Auct. Lat. et Neoter.*

Palmus (*παλμος.*) *Auct. Græc.*

Khefakan. *Arab.*

Klopfen. *G.*

Palpitation. *F.*

*Palpitation.*

α Cordis. Of the heart alone.

The palpitation has sometimes been sonorous. *Castell* (P. V.) *Exercit. ad effect. thoracis. Tr. IX. Tolosa 1616.*—*A Vega*, de arte Med. So violent as to dislocate the ribs. *Horst. ii. 137. 139.*—To break them. *Schenck. Obs. 215 ex Fernelio—Victorius, Consil. n. 97.* In like manner the humerus has been dislocated by a convulsion fit. See exarthrema and catagma *Fractura*, Class VII. Ord I.

ς Arteriosa. Of the arteries alone.

A few very decided cases of this variety have occurred to the author ; and probably many more to others. The anomalous motion could be easily felt by pressing the finger on the arteries subject to it, and, in one instance, distinctly seen.

Universal. *Ephem. Nat. Cur. Dec. I. ann. vi. vii.*

γ Complicata. Extending from the heart more or less through the course of the arteries.

Found, also frequently, as a symptom in organic affections of the heart, and violent mental emotions.

4. **NICTITATIO.** Rapid and vibratory motion of the eyelids.

Nictitatio. *Auct. Lat.*

Nystagmus (*νυσταγμος.*) *Auct. Græc.*

Blinzen der augenlieder. *G.*

Souris. *F. Dict. de Med.*

*Twinkling of the eye-lids.*

5. **SUBSULTUS.** Sudden and subsultory elevations of the tendons.

great anxiety, usually with dyspnœa, with palpitation, or violent pulsation of the carotid arteries ; and sometimes with an "action of the heart so very strong as to be distinctly heard, and to agitate the bed the patient was in so violently, that the pulse of the patient could be counted by looking at the motion of the curtains of the



Subsultus. *Linn. Sag.*  
 Carphologia spasmodica. *Sauv.*  
 Soubresaut des tendons. *F.*  
*Twitching of the tendons.*

The instances of idiopathic affection are not common, though the author has sometimes met with them. The usual irritation is that of debility; and hence it is found, far more frequently, as a symptom in arthritic and hysteric affections, and particularly in atonic fevers.

6. PANDICULATIO. Transient elongation of the extensor muscles, with deep inspiration and sense of lassitude.

Pandiculatio. *Auct. Lat. et Neoter.*  
 Scordinema. *Hippocr.*  
 Nebva. *Arab.*

α Maxillarum. Of the jaws.

Oscitatio. *Auct. Var.*

Gahnen. *G.*

Bâillement. *F.*

Yawning. *Gaping.*

β Artuum. Of the limbs.

Streckung. *G.*

Tiraillement. *F.*

*Stretching.*

Found also, frequently, as a symptom in fatigue, hysterics, restlessness, dyspepsy, and the accession of fevers. As an idiopathic affection, acquired chiefly from a habit of idleness.

---

## GENUS IV.

### SYNCLONUS.

Tremulous, simultaneous, and chronic agitation of various muscles, especially when excited by the will.

---

bed." On dissection, the heart was uniformly found enlarged in its size, but without increase of muscular power: occasionally poly-pous concretions were detected, and very generally adhesions to the pericardium. The above patients were mostly in the prime of life.



Clonici universales. *Sauv.*

Clonus. *Young.*

1. TREMOR. Simple, tremulous agitation of the head, limbs, or both; most on voluntary motion.

Tromus (*τρεμος*) *Auct. Græc.*

Tremor. *Sauv. Linn. Vog. Sag. Cull.*

Raush. *Arab.*

Lerze. *Pers.* It imports also the rigor that takes place on the accession of an ague. In which last sense the Turkish writers use *ditreme*, as though derived from *τρεμος*, or tremor.

Zittern. *G.*

Tremblement. *F.*

Trembling.

Found also, occasionally, as a symptom, in debility, old age, surfeit, and other affections of the stomach, passions of various kinds, paralysis, metallic poisons, and worms.

2. CHÓREA. Alternately tremulous and jerking motion of the face, legs, and arms, especially when voluntarily called into action; resembling the grimaces and gestures of buffoons; usually appearing before puberty.

Scelotyrbe. *Galen. Isagog. libr. fin. Sauv.*

Chorea. *Linn. Cull.*

Chorea Sancti Viti. *Sydenh.*

Choreomania.—Ballismus. *Plouquet.*

GEN. IV. SYNCLONUS. From *συγκλονεω*, "concutio," "conturbo;" as clonus from *κλονεω*. The genus, as observed in the preceding note, is designed to include all the *clonici universales* of Sauvages, that seem fairly to belong to the same family. It runs nearly parallel with the clonus of Dr. Young, who has employed the term in a sense more than commonly restricted.

2. *Synclonus Chorea*. *Χορος*, "chorus," "cœtus saltantium." According to Horst, the name of St. Vitus's dance was given to this disease, or more probably to a disease possessing some resemblance to it, in consequence of the cure produced on certain women of disordered mind upon their paying a visit to the chapel of St. Vitus near Ulm, and exercising themselves in dancing from morning to night, or till they became exhausted. He adds, that the disease returned annually, and was annually removed by the same means. Macbride has hence given to it the name of hieranosis, by other writers applied to sypspasia or convulsion-fits.



Danse de St. Guy. *F.*

*St. Vitus's Dance.*

Sometimes with deep and continued melancholy. *Thiermal. Consil. lib. ii. p. 14.*—Stoll strongly recommends the extract of belladonna, obtained from the juice of its roots, every four hours, in the proportion of from a sixth part to a quarter of a grain. Dr. Hamilton has found his purgative system peculiarly serviceable. See his treatise "*On the Utility of Purgative Medicines, &c.*" 1805. Cured by the arsenic solution, at a medium dose of ten drops three times a-day, in a girl of fourteen, after digitalis had been tried in vain. *Martin. Trans. Medico-chir. Soc. iv. 45.*

3. **RAPHANIA.** Spastic contraction of the joints; with trembling and periodical pains.

Raphania. *Linn. Vog. Cull.*

Convulsio Raphania *Sauv.*

Kriebel-Krankheit. *G.*

Dragsiuta. *Suecic.*

Sometimes accompanied with cutaneous ulcerations, and extensive exfoliations of the cuticle and cutis. See *Taube Geschichte der Kriebel-Krankheit, Gottingen, 1782.*

3. *Synclonus Raphania.* So called by Linnéus as being supposed by him to be produced by eating the seeds of raphania, *Raphanistrum*. It is chiefly found in Sweden and the adjoining countries; and has hence been chiefly treated of by Swedish writers. There is an excellent paper upon the subject by Dr. Rothman, in the *Amœnitates Academicæ*, Vol. VI.; who asserts, that it is neither a new disease, nor confined to the Baltic countries. He has traced it, he says, as an affection common to Europe, in the works of various writers up to the year 1596. It seems to depend upon some deleterious vegetable intermixed with the grain employed in making bread: some species of lolium, or secale (*darnel* or *rye*) have been suspected; but there is more reason for ascribing it to the raphania, *Raphanistrum*.

4. *Synclonus Beriberia.* Βερίβηρι, *Eustath*, "concha," "ostreum;" a "conch or shell;" and hence figuratively *incurvation* in general.—It is unquestionably an oriental term, and is so stated by Eustathius; from whom Scapula has copied it. Possibly the root of the term is the Arabic, *beri*, which signifies *literally* "præcido, concido," "to cut up or cut off,"—like the Greek συγχωρῶ, whence *syncope*; and *metaphorically* "defatigo, exhaurio," "to wear out, exhaust, enfeeble." The author has retained it as it is given in Scapula, not-



4. BERIBERIA. Spastic retraction of the knees on walking; trembling and painful stupor of the limbs; sense of formication; hoarse voice.

Beriberi. *Bontii. Manget. Linn.*

Beriberia. *Sauv. Sag.*

Paralysis Beriberi. *Tulpius.*

---

## ORDER IV.

### SYSTATICA.

AFFECTING SEVERAL OR ALL THE SENSORIAL POWERS SIMULTANEOUSLY.

Irritation or inertness of the mind extending to the muscles or external senses; or of the muscles or external senses extending to the mind.

---

withstanding that Sauvages has introduced it into his list of "nomina barbara, seu nec Græca, nec Latina, relinquenda." Tom. I. p. 30. Mangetus asserts that it was known to Erasistratus.

The term is still preserved in Ceylon, but applied to a different disease: a peculiar sort of dropsy, commencing with stiffness and œdema of the lower extremities, which shortly spread over the whole body, producing dyspnœa, vomiting *conclusive motions*, and death. The symptoms have been given at some length by Mr. Colhoun and Mr. Christie, inspector-general of the hospitals in Ceylon. The English forces established at Ceylon are occasionally subject to it. See "Essay on the Diseases incident to Indian Seamen or Lascars on long Voyages." By William Hunter, A.M. Member of the Asiatic Society of Calcutta, &c. In like manner Lord Valentia, in his Travels, Vol. I. p. 318: "a complaint, as far as I have learnt, peculiar to the island (Ceylon) is the berri-berri. It is in fact a dropsy that frequently destroys in a few days."

In whatever form it conducts its attack, it appears, like the preceding, to be the result of food or drink poisoned by some minute parasitic plant or animalcule, as in the case of gangræna ustilaginea, and various examples of pestis erythematica; to the notes on both which the reader may turn.

ORDER IV. SYSTATICA. *Συστατικά*, "congressa," "consociata," "concidencia:" from *συνιστημι*, "congregior," "consocio." *Syncoptica* might have been employed, and upon as large a scale, import-



## GENUS I.

## AGRYPNIA.

Difficulty or inability of obtaining sleep.

Agrypnia. *Auct. Græc. Sauv. et recentior.*

Pervigilium. *Auct. Lat.*

Arek. *Arab.*

Schlaflosigkeit. *G.*

Insomnie. *F.*

Sleeplessness.

1. ENTÓNICA. Sleep retarded by an inordinate excitation of the mind to a particular subject: listlessness to surrounding objects.

2. CHRÓNICA. Habitual wakefulness; mind tranquil; attention alive to surrounding objects.

See *Gooch's Observations*, App. p. 218.—Thirty-five days without intermission. *Grüling*, Cent. iv. obs. 90—Six months. *Panarol.* Pentecost. V. obs. 4—Three years. *Plinii*, lib. vii. cap. 51.

Mostly common to advanced age.

Found also, occasionally, as a symptom, in excessive fatigue, pain, inflammations, fevers, and various mental diseases.

## GENUS II.

## DYSPHORIA.

Troublesome and restless uneasiness of the nerves and mus-

ing as well increased as diminished action, *compello*, as well as *concido*; but that it is usually limited to the last train of ideas, and consequently might have produced confusion: since the present order, like all the preceding, includes diseases evincing different and even opposite states of action.

GEN. I. AGRYPNIA. Ἀγρυπνία, "pervigilio;" from ἀγρυπνέω, "pervigilo," "insomnem noctem duco." The genus is not gene-



cles; increased sensibility; inability of fixing the attention.

Dysphoria. *Auct. Græc.*

Inquietudo. *Sennert. Plouquet.*

Astasia. *Plouquet.*

Desasossiego. *Spanish.*

Unruhe. *G.*

*Restlessness.*

1. SIMPLEX. General; and accompanied with a perpetual desire of changing the position.

Dysphoria nervosa. *Cricht.*

Erethismus simplex. *Young.*

Kalak. *Arab.* This term precisely answers to the English word *fidgets*, or *titubatio*, as used by Cicero.

Fretillement. *F.*

*Fidgets.*

2. ANXIETAS. Chiefly affecting the præcordia; with depression of spirits, and perpetual desire of locomotion.

Alysmus (*Ἀλυσμος.*) *Hippocr.*

Anxietas. *Sauv. Vog. Sag.*

Hemm. *Arab.* The Persian synonym is *tasa* or *tæsa*; nearly univocal with the Latin *tæsa*, whence *pertæsa*; and probably derived from a common source.

Angst. *G.*

Anxiété. *F.*

*Anxiety.*

Found also, occasionally, as a symptom, in acute fevers, affections of the stomach, and other viscera, hysterics, hypochondrias, and lyssa.

rally introduced into systematic nosology: but its claim is clear, as in many instances it seems to be strictly idiopathic, and unconnected with any other disease.

GEN. II. DYSPHORIA. *Δυσφορία*, "tolerandi difficultas," from *δυσφορέω*, "*difficultèr tolero*," or "*porto*." It does not expressly enter into the classification of Sauvages or that of Cullen, but is nearly synonymous with the *anxietas* of the former, which, in the present system, is reduced to a species of dysphoria. "*Molesta sensatio*," says Sauvages, "*quæ ad jectigationem cogit, sed quomodo ab affinis morbis discrepet, dicant qui experti sunt*." This definition, if definition it may be called, will equally apply to both the species here offered.



## GENUS III.

## ANTIPATHIA.

Internal horror at the presence of particular objects or subjects; with great external restlessness or delirium.

Antipathia. *Sauv. Linn. Vog. Plouquet.*

Arbedet. *Arab.*

Antipathie. *G. F.*

*Antipathy.*

1. SENSILIS. Antipathy produced through the medium of the external senses.

Sight of a drawn sword in King James I. *Digby Theatr. Sympathet.*—Sound of music. *Eph. Nat. Cur.* Dec. I. ann. i. obs. 134.—Smell of roses. *Id.* Dec. II. ann. x. Obs. 8.—Of strawberries. *Id.* ann. v. obs. 214.—Taste of cheese. *Zacut. Lusit. Frax. admir. lib. iii. obs. 103. Eph. Nat. Cur. passim.*

GEN. III. ANTIPATHIA. *Αντιπαθής*: from *αντιπαθεω*, “naturalem repugnantiam habeo.” The instances advanced by physiologists are innumerable; and many of them are of every-day repetition. Some may be accounted for from early fright, or other cause of disgust; but many are of very difficult solution, and some altogether intractable. The most singular, perhaps, are those of the second species, instanced in the horror excited by a cat as soon as it comes within the atmosphere of an unknown influence, the animal being neither seen nor heard, nor in any respect an object of any external sense. The author has met with several decided cases. *Sauvages* inquires whether, in such instances, the effluvium thrown from the object of disgust into the atmosphere, may not, in combining with the fluids of the influenced person, produce a *tertium quid*, as corrosive sublimate is produced by a combination of mercury with muriatic acid. The fact at present appears inexplicable: but it is not more singular than the wonderful power so well known to be possessed by the *viverra noctula* (common or great bat,) which renders it conscious of the presence and position of objects, when all its senses are muffled; and which enables it, when flying in this state, to avoid them. This extraordinary faculty has been called a sixth sense by several naturalists.

Antipathia does not occur in Dr. Cullen’s classification: but it enters into his supplementary catalogue “*morborum à nobis omis-sorum, quos omisisse fortassis non oportebat.*”



2. **INSENSILIS.** Antipathy produced through an unknown medium. Chiefly in the case of cats, at hand, but neither seen, touched, smelt, or heard. See *Smetius*. Miscel. p. 101. *Bartholin*. Hist. Anat. Cent. III. 28. Cent. IV. 58. *Quercetan*, Diæt. Polyhist. p. 82. *Eph. Nat. Cur.* Dec. II. ann. ii. obs. 50.

---

## GENUS IV.

### LYSSA.\*

Great restlessness; anxiety; hurry of mind; horror; and constriction of the muscles of the chest; supervening to the bite of a rabid animal: preceded by a return of pain and inflammation in the bitten part.

Lyssa. *Auct. Græc.*

Rabies. *Auct. Lat.*

Keleb. *Arab.*

Rage. *F.*

Not always accompanied with water-dread; in dogs: *Sal-muth*, Cent. III. obs. 90.—In wolves: *Trecourt*, Memoires et Observations de Chirurgie. In man:—able to take fluids before death: *Observ. Clinic.* Fasc. II. p. 48. Able to eat and drink: *Dundas*, Lond. Med. Journ. VIII. p. 1, 1787, the case doubtful. See also *Fehr*. Nachricht, &c. p. 44.

The academical journals and monogrammic writers have numerous instances of the disease after a bite of many years standing: sometimes twelve, eighteen, or twenty: but the cases want authority. In *Heister* is a case of lyssa produced by putting into the mouth the cord by which the rabid dog had been confined. *Wahrnehmungen*, Band II.

---

GEN. IV. LYSSA. *Λυσσα*, "rabies," whence *λυσσαω*, "furo;" probably from *λυω*, "solvo." The old Greek term is here restored, as far more correct than that of the present day, which is *hydrophobia* or *water-dread*, since the last is not a pathognomic symptom; being sometimes found in other diseases; occasionally ceasing even in canine madness, the second species here offered, towards the close of the paroxysm; and though almost always found among mankind, in numerous instances wanting in rabid dogs and wolves.

---

\* [In the "Study of Medicine," *Lyssa* is not ranked as a genus, but is the 7th species, 1st genus, 3d order, 4th class. See "Study of Medicine. Vol. III. p. 228.]



In Dr. Marcet's case, *Medico-chir. Trans.* I. 132, the patient lived six days after the appearance of water-dread. Opium, iron, and arsenic, were tried in large quantities, but proved equally ineffectual.

On dissection, the fauces, glottis, larynx, œsophagus, and stomach, have been commonly found more or less inflamed; sometimes abraded.

1. FELÍNA. The paroxysm periodical, and returning with the full moon: produced by the bite of an enraged cat.

*Anxietas à morsû. Sauv.*

*Anxietas à morsû felis iratæ. Morgagn. ep. lxi. 14.*

*Feline madness.*

In the case here referred to, the paroxysm took place four days after the bite: there was great anxiety of the præcordia, but no water-dread. Local and general bleedings were useless; frequent repetition of the warm bath afforded relief; but it only yielded to an ephemera with copious sweat. It returned with the full moon for two years: the bitten part first becoming highly irritable; and the general symptoms succeeding, which were now relieved by bleeding. After this period it returned with every fourth full moon for two years more.—See another case, which terminated fatally on the first paroxysm, in the *Trans. Med. Soc. of Lond.* Vol. I. p. 78.

---

“Constat repetitâ,” says Sauvages, “apud Gallo-provinciales experientiâ, canes luposque rabidos bibisse, manducasse, flumen tranasse, ut olim Marologii et bis Forolivii observatum, adeoque nec cibum nec potum aversari.” According to Meynell, the disease, among dogs, appears from ten days to eight months after the bite. In Earl Fitzwilliam's hounds, which were bitten June 8, 1791, the interval varied from six weeks to more than six months. Among mankind its accession is also very uncertain, as this seems to be regulated by the time of the year, the habit of the patient, and other accidental circumstances. It has occurred a fortnight after the bite, three weeks, a month, and sometimes six weeks, and even three months, after which last period the patient is considered safe.

In two cases published by Dr. Thacher in the *American Med. and Phil. Register*, Vol. I. p. 457, the injury inflicted by the same dog, Aug. 16, 1810, did not produce hydrophobia till nearly three months afterwards, Nov. 3, and Nov. 14: the first case was that of a child under four years of age, the second that of an old man of seventy-three. In the former the hydrophobia continued for six days, and in the latter for seven, before death ensued. The remedies chiefly



2. CANÍNA. The constriction extending to the muscles of deglutition; which are violently convulsed at the appearance or idea of liquids: produced by the bite of a rabid dog, and fatal on the first paroxysm.

Pantophobia. *Cæl. Aur.*

Rabies canina. *Boerhaav.*

Hydrophobia. *Sauv. Linn. Sag. Cull.*

Erethismus Hydrophobia. *Young.*

Clonos Hydrophobia. *Parr.*

Hund-tollheit. *G.*

Hydrophobie. *F.*

*Canine madness.*

---

## GENUS V.

### CEPHALÆA.

Aching pain in the head; intolerable of light and sound; difficulty of bending the mind to mental operations.

Sedao. *Arab.*

---

recommended in America are *lobelia inflata*, *scutellaria latiflora*, *anagallis arvensis* in the form of tincture. Dr. Hossack frankly confesses he has no confidence in any of them. *Id.* p. 462.

In the Memoirs of the Manchester Society, Vol. IV. is a singular case published by Dr. Bradsley, of an attack of lyssa twelve years after the bite of a dog supposed to be mad. The patient died in the Manchester Infirmary with the most decided symptoms of the disease. From the long interval between the bite and the symptoms, Dr. Bardsley is more inclined to ascribe the disease to several existing circumstances at the time of its appearance, and particularly to a deep depression of spirits and strong mental agitation the patient had for some time been labouring under, than to any canine poison which might be lurking in the constitution. But this would be to suppose that lyssa is capable, under particular circumstances, of being spontaneously generated even in the human frame, while Dr. Bardsley contends that it cannot exist even *among dogs*, except by contact.

Dr. Cullen, in his definition of canine madness, which he calls *hydrophobia rabiosa*, has introduced *mordendi cupiditas*, "an eager desire of biting," as a symptom. This is incorrect, and has been consequently omitted by most succeeding nosologists.

GEN. V. CEPHALÆA. *Κεφαλαία*, from *κεφαλή*, "caput," the head.



Hauptwehe. *G.*

Mal à la tête. *F.*

Head-ache.

1. GRAVANS. Pain obtuse; with a sense of heaviness extending over the whole head; sometimes intermittent.

Ecplexis (*εκπλεξις*.) *Hippocr.*

Cephalalgia. *Sauv. et Auct. Recentior.*

Etourdissement. *F.*

Stupid Head-ache.

2. INTENSA. Pain vehement, with a sense of tension over the whole head; periodic: often chronic.

Cephalæa. *Galen. Sauv. et Auct. Recentior.*

Chronic Head-ache.

3. HEMICRANIA. Pain vehement: confined to the forehead, or one side of the head: often periodic.

Hemicrania. *Sauv. et Auct. Recentior.*

Shekykat. *Arab.*

Migraine. *F.*

Megrim.

4. PULSATILIS. Pain pulsatory, chiefly at the temples; often with sleeplessness and a sense of drumming in the ears.

Crotaphus. *Cæl. Aurel.*

Cephalalgia pulsatilis. *Sauv.*

5. SPASMÓDICA. Pain partial, spasmodic; often shifting from one portion of the head to another; chiefly commencing in the morning; with sickness and faintness.

The term is applied by Galen chiefly to the chronic head-ache, whence cephalalgia has been invented, in later times, to express affections of shorter duration. The whole, however, form a natural group, and should be included under one genus, which is here named after the oldest and most authorized term. Sauvages has particularly noticed the symptom of disability of the mental powers in *c. gravans*, and the remark may be applied to all the other species, "*difficultas cogitandi, distincté ratiocinandi, reminiscendi*. *C. spasmodica* is possibly a variety of one or two of the rest; it is introduced chiefly upon the authority of Dr. Fothergill.

Linnéus is said to have cured himself of a severe and obstinate hemicrania, which returned at the interval of a week, and continued for twenty-four hours, by the daily use of morning exercise, preceded by a draught of cold water. *Amæn. Acad.* Vol. VII. Art. 125. C. Lado. See also Maton's edition of Pulteney's Life of Linnéus, p. 451.



Cephalalgia spasmodica. *Fotherg.*  
*Sick Head-ache.*

Most of these species found also, at times, as symptoms of other diseases: chiefly rheumatism, suppressed catamenia, dyspepsy, and other affections of the stomach; and various fevers.

---

## GENUS VI.

### DINUS.

Apparent gyration of objects with hebetude of the sensorial powers.

Dinus (*δινος*.) *Aut. Græc.*  
*Dizziness.*

1. VERTIGO. Dizziness; sense of undulation in the ground; unfitness for mental exertion.

Vertigo. *Sauv. Linn. Vog. Sag.*

Hallucinatio Vertigo. *Cricht.*

Autalgia Vertigo. *Young.*

Devar. *Arab.*

Schwindel. *G.*

Vertige. *Tournoyement de tête. F.*

*Swimming of the head.*

2. ILLUSÓRIUS. Dizziness, with dimness of sight, and imaginary objects before the external senses.

---

GEN. VI. DINUS. *Δινος*, "turbo," "gyrus." The species entered under this genus are generally regarded as mere varieties or degrees of the same affection: but there are few practitioners, perhaps, who have not seen each of them commence and terminate separately; and consequently without running into one another, or having any necessary connexion. Linnæus has hence made *scotoma*, not merely a different species, but a different genus from *vertigo*, which is perhaps to carry the distinction too far.

The *vertigo* of Dr. Crichton (*Ment. Derangem.* II. 343,) seems to be not essentially different from that of the present genus. His definition is "apparent rotatory motion of external objects, and sense of undulation in the ground, with abolished attention and thought." By him it is placed as a species under the genus *hallucinatio*. The present seems to be its more proper place. It is singular that this excellent writer should have passed by this genus in his *General Table*.



α *Phantasmatum.* Ocular or auditory spectres in the semblance of net-work, dark spots, dazzling or rainbow hues before the eyes; murmuring or whizzing in the ears.

β *Mutationis.* Real objects changed in their natural qualities, by error of form, of motion, or of number.

This species has a near resemblance, in many of its symptoms, to *paropsis illusoria* and *paracusis illusoria*, Cl. IV. Ord. II. which see. It differs in the general affection of the head, and the evanescency of the disease.

3. *Scotóma.* Dizziness with blindness and tendency to swoon; often succeeded by head-ache.

*Scotomia.* Linn.

*Serkerd.* Of Persian origin.

*Blind head-ache.*

*Nervous fainting-fit.*

Most of the species found also, occasionally, as symptoms, in plethora, worms, and other affections of the intestinal canal, hypocondrias, hysterics, and lues.

---

## GENUS VII.

### SYNCOPE.

Motion of the heart and lungs feeble or imperceptible; diminished sensibility; inability of utterance.

*Leipopsychia.* Hippocr.

*Apsychia.* Gal.

*Lipothymia.* Plouquet.

*Syncope.* Sauv. Linn. Sag. Vog. Cull.

*Geshye.* Arab.

*Ohnmacht.* G.

*Evanouissement.* F.

*Svanimento.* Span.

*Swoon.*

*Fainting-fit.*

---

GEN. VII. SYNCOPE. Συγκοπή, from συγκοπτω, "concido," to fell or cut down. Dr. Cullen's definition is as follows: "Motus cordis imminutus, vel aliquamdiu quiescens." This is by no means suffi-



1. **CARDÍACA.** Returning at irregular periods: occasional palpitation of the heart during the intervals.
  - α **Plethorica.** From surcharge of the cardiac, or neighbouring blood-vessels.
  - ζ **Vitioso.** From polypous concretions, or other morbid affection of the cardiac or neighbouring blood-vessels.
2. **INANITIÓNIS.** Accompanied with a sense of inanition, and extreme general debility.
  - α **A fame.** From hunger or long fasting.
  - ζ **A fluxu.** From sudden and immoderate flux, whether of blood, pus, or any other fluid.
3. **POLÓRIS.** Preceded by pain or irritation of body.
  - α **Intérna.** From internal pain or irritation; produced by poisons, worms, or other similar causes.
  - ζ **Extérna.** From external pain or irritation; produced by wounds, or other accidents or injuries.
4. **PATHEMATICA.** Preceded by the exercise of some sudden and overwhelming passion.  
 See *Amat. Lusit.* Cent. VII. cur. 1. *Plater*, Obs. II. 431.
5. **METASTATICA.** Accompanied with retrocession or repulsion of gout, exanthems, or other diseases.  
 Found also, occasionally, as a symptom in hysteria, antipathia, scurvy, and fevers of various kinds.

---

## GENUS VIII.

### SYSPASIA.

Clonic spasm; diminished sensibility; inability of utterance.

---

ciently express: for the heart has been sometimes totally void of motion without syncope, as in the well-known case of Mr. John Hunter. Sauvages's leipothymia is only syncope in its first attack or mildest degree. Its character is "subitanea et brevis virium dejectio, superstite pulsûs vigore, et cognoscendi facultate." The pulse is perhaps always affected in some measure, but in slight cases it still retains a certain degree of power: the apprehension remains: but the voice seems to be uniformly lost.



**1. CONVULSIO.** Muscular agitation violent; teeth gnashing; hands forcibly clenched; transient.

Convulsio. *Boerh. Sauv. et Auct. Var.*

Convulsio clonica. *Etmull.*

Nezaruh. *Arab.*

Convulsion. *G. F.*

*Convulsion-fit.*

α Errática. Shifting irregularly from one part to another.

β Universális. Attacking every part simultaneously: occasionally protracted or habitual.

Hieranosos. *Linn. Vog.*

γ Intermittens. Returning after intervals regular, or irregular.

δ Ejulans. Accompanied with shrieks or yellings, but without pain.

ε Infántium. Occurring in infancy; sensibility nearly suspended; features of the face for the most part hideously distorted.

Eclampsia. *Sauv.*

The varieties are altered from the species in Sauvages, who has given cases of each: as well as many others which are only symptomatic. See *Sauv.* II. 550—556.

The disease, in some of its varieties, found also occasionally as a symptom in teething, worms, and other intestinal irritations, in affections of the kidneys,

**GEN. VIII. SYSPASIA.** Συσπασις, συσπασια, "contractio," "convulsio;" from συσπασω, "contraho," "convello." The term is evidently wanted as a generic name for the three diseases that rank under it in the present system, the symptoms of which, and, for the most part, their mode of treatment are so accordant, as to establish the propriety of making them species of a common genus, rather than distinct genera.

In defining *convulsion-fit*, the first species, most of the nosologists represent the faculties of the intellect and external senses as not interfered with. Sauvages says, "superstite in paroxysmis animæ functionum exercitio;" Vogel "cum integritate sensuum." Dr. Cullen is here far more correct: his words are, "musculorum contractio clonica, abnormis, citra soporem;" "an involuntary, clonic contraction of the muscles, bordering on, but short of, lethargy." The author believes diminished sensibility to be a constant symptom in all the species of sypspasia here enumerated, and has hence regarded this incident as a generic feature.



parturition, and labour, various fevers, wounds of the head, and other organs.

2. **HYSTERIA.** Convulsive struggling, alternately remitting, and exacerbating; rumbling in the bowels; sense of suffocation; drowsiness; urine copious and limpid; temper fickle.

*Malum hystericum.* Hoffm. Junck.

*Hysteria.* Sauv. et Auct. Recentior.

*Mutter-beschwerung.* G.

*Mal de mère.* Passion hystérique. F.

*Hysterics.* *Hysteric-fit.*

α *Atónica.* From debility of constitution; without any evident proximate cause.

β *Irritata.* From sudden emotion of the mind, or irritation of the stomach or bowels.

3. **EPILEPSIA.** General muscular agitation, without sensation or consciousness; recurring at regular or irregular periods.

*Comitialis.* Plin. Gal.

*Caducus.* Paracels.

*Epilepsia.* Sauv. et Auct. Recentior.

*Clonos Epilepsia.* Parr.

*Serau;* and vulgarly *M'jinen,* Arab. "demon-struck."

*Fallende-sucht.* G.

*Mal caduc.* Epilepsie. F.

*Falling-sickness.* Epilepsy.

α *Cerebrális.* Attacking abruptly, without evident cause, except sometimes a slight giddiness. The remote

2. *Sysshasia Hysteria.* Ὑστερία, from ὕστερα, *uterus.* Sauvages, in his varieties, (species as he makes them) of this disease, seems to have followed Rawlinson with too close a step in his "theoria subtilis et fallax," as Cullen seems justly to have called it: nor will the characters he offers to distinguish hysteria from hypochondrias, hold in every instance. His advice, however, will perhaps always be found equally pleasant and profitable where it can be accomplished. "Huic morbo sanando prosunt quæ corpus roborant, animum recreant, et à morbi ideâ avertunt, ut exercitatio, itineratio, rusticatio, aut cupitorum obtensio; virgini libidinosæ matrimonium; conjugii zelotypæ vir fidelis; post ærumnas fortuna prospera, si ex his cupiditas expleatur." Vol. II. 586.

3. *Sysshasia Epilepsia.* Ἐπιληψία: from ἐπιλαμβάνομαι, fut. 1. ἐπιληψομαι, "apprehendo," to seize upon. In the transactions of the Swedish academy, there is a valuable paper of Linnéus, i. 279, entitled "Rön, om orsakem til Fallande gotem i Skrane ock Wernsharad." "Observations on the cause of the Falling-sickness pre-



cause is external violence to, or internal injury, malformation, or disease, of the head.

♂ *Rígida*. The limbs fixt and rigid, with agitation of particular organs.

✓ *Sympathética*. Catenating with some morbid action of a remote part, with a sense of a cold vapour ascending from it to the head.

♂ *Irritata*. From sudden emotions of the mind, or irritation of the stomach or bowels.

Found also occasionally as a symptom in suppressed exanthems, syphilis, fevers, and uterine affections.

In one instance recurring at the sight of a hare, and ascribed to a fright of the mother during pregnancy from the sudden and unexpected approach of the hare. *Ephem. Nat. Cur.* Dec. II. ann. iv. App. p. 209. Occasionally recovered from after frequent recurrences for twenty-five years. *Rhodii.* lib. i. obs. 63.

---

## GENUS IX.

### CARUS.

Muscular immobility ; mental or corporeal torpitude ; or both.

*Comata.* *Sauv.*

*Soporosi.* *Linn.*

---

vailing at Wernsharad in the province of Skräne." The disease was common to children with scalled heads, and was supposed to be a consequence of this eruption. Linnéus seems here far more correctly to ascribe it to the ablution of the diseased head, with cold water, acting as a repellent.

GEN. IX. CARUS. *Καρος*, "sopor cum gravedine," *deep heavy sleep* ; from *κατα*, "the head," the organ in which the disease is chiefly seated.

The term Carus is here employed in a more extensive sense than by most other writers, so as to include several of the species arranged by Sauvages under his two orders LEIPOPSYCHIÆ and COMATA, nearly synonymously with the DEFECTIVI and SOPOROSI of Linnéus, and still more with the ADYNAMIÆ of Macbride. As a characteristic symptom, torpor, or torpitude, is preferred by the author to stupor, or sopor, on two accounts : first as being of wider signification, since it in-



Comata vel morbi soporosi. *Sag.*

Coma. *Parr.*

Carus. *Young.*

Torpor.

1. ASPHYXIA. Total suspension of all the mental and corporeal functions.

cludes the general ideas of both ; and secondly because neither stupor nor sopor have been uniformly employed in a determinate sense of any kind. Thus stupor is often, perhaps usually, restrained to mental insensibility or morbid sleep ; while Sauvages defines it in Class VII. Ord. I. gen 7, "hebetude of the sense of touch," "molestia quæ sensum tactûs obscurat:" and Linnéus, Cl. VI. Ord. II. 105, "transient sleep of any part with a sense of formication." "*Sopor* transitorius partis alicujus cum sensû formicationis." In this place, and indeed generally, Linnéus makes *sopor* combine the two ideas of cessation of motion and of feeling,—cessation of irritability and sensibility : while Cullen objects, and correctly, to this strained extent of the term, and limits it to the ordinary signification of "sleep, or a sleep-like state:" "pro somno vel pro statu somno simili." Note on Gen. XLII. *apoplexia*. Torpor, or torpitude in the above definition, imports insensibility mental or corporeal, in a frame still alive, and actuated, though often imperceptibly, by the vital principle : insensibility is of wider range, and is often predicated of insentient, unorganised matter, that never possessed the principle of life.

Torpitude thus explained will equally apply to asphyxia, (ασφυξία, from *a* priv. and σφυξίς, "pulsus;") écstasis (εκστασις, from εξίστημι, "de statu mentis dejicio;") catalepsis (καταληψία, from καταλαμβάνομαι, "deprehendor;") lethargus (ληθαργος, from ληθη and αργος "oblivio pigra;") apoplexia (αποπληξία, from απο and πλησσω, "percutio;") and paralysis (παράλυσις, from παραλυω, "resolvo, debilito.")

Some of these species are very uncommon ; and a few have been supposed doubtful : but upon the whole the authorities are in their favour, and they ought neither to be omitted, nor too generally merged, as they seem to be by Cullen, in the sweeping catalogue of apoplexies, a genus, which in his arrangement, is made to include a variety of distinct and often very different diseases ; but which he found it difficult to distinguish or arrange individually. Asphyxy is here used in the general sense of the term, though it has occasionally been employed to import mere failure or cessation of the pulse, which in the present classification is made a species of entasia, under the distinctive name of acrotismus. See present class, order II.

Upon animal life in general the electric fluid, whether discharged from a Leyden phial, a voltaic battery, or in the form of lightning, seems to act alike in every instance, and only to vary in proportion



Asphyxia. *Sauv. Linn. Vog. Sag.*

Mors apparens. *Lanus.*

Asphyxie. *F.*

*Asphyxy*

*Suspended animation.*

α Suffocatiōnis. From hanging or drowning; countenance turgid and livid.

to its degree. Upon plants a stroke of lightning of the same intensity produces very different effects, in consequence of the variety they exhibit as conducting powers. Upon some it descends without mischief: in others it exhausts itself on particular branches, which are withered as though attacked by a hemiplegia. In the *betula alba*, or common birch, it never runs along the stem, but confines its stroke to the top alone, beating off the boughs in every direction.

*Ecstasy* and *cataplexy* seem to depend remotely upon a highly irritable idiosyncrasy, perhaps incidentally debilitated; under which circumstances the usual proximate causes, whether mental or corporeal, seem to produce the one or the other disease, according as the constitution has a greater or less tendency to entastic spasm. *Lethargy* is often the result of great general exhaustion from long continued labour, or severe and sudden exertion whether of body or mind. It is also not infrequently produced by narcotics, or ebriety. The author was once privy to a case of *catopthora* that continued for five years: the patient was a young lady, of delicate constitution, in her eighteenth year at the time of the attack: her mind had been previously in a state of great anxiety: the remissions recurred irregularly twice or three times a week, and continued for not more than an hour or two: during these periods the patient sighed, ate reluctantly what was offered to her, had occasional egestions, and instantly relapsed into sleep. Her recovery was sudden, for she seemed to awake as though from a night's repose by a more perfect termination of the paroxysm not followed by a relapse. The *lethargus vigil*, or apparent sleep, is a frequent sequel upon fevers, or other causes of great debility or irritability: in which the patient uniformly assures the practitioner and his friends in the morning that he has passed a restless and hurried night without a moment's sleep, while the nurse has been a witness to his having been asleep the whole night long.

Cullen, in order to include lethargy, in all its varieties, catalepsy, ecstasy, and asphyxy under apoplexy as a genus, is obliged to omit the very prominent symptom of *stertorus*, or *sonorous breathing*, which is regarded as pathognomic by almost every other nosologist: this definition is "*motus voluntarii ferè omnes imminuti, cum sopore plus minus profundo, superstite motu cordis et arteriarum.*" But this is to confound diseases, by simplifying without distinction. His definition of paralysis is equally liable to objection: it is as fol-



The cause is here evidently obstructed respiration. Dr. Cullen makes this variety a species of apoplexy; but this is to divest apoplexy of its pathognomic character of stertorous sleep.

Khafe. Of Persian origin.

β Mephytica. From carbonic acid gas, or other irrespirable auras, by the miners called *damps*, from the German *dampff* "vapour," "exhalation." In asphyxy from this cause the countenance, instead of being livid, is pallid.

Hur. Pers. Literally *choke-damp*, "suffocatio ab exhalatione putei," as explained in the Constantinople edition of the *Ferhenghi Shavari*, or Dictionary of Literati.

γ Algida. From severe cold. Limbs rigid, countenance pallid and shrivelled.

lows: "motus voluntarii nonnulli tantum imminuti, *sæpe cum sopore*." This definition miscombines those species of palsy (if such exist,) that are characterised by sopor or sleep, with various cases of apoplexy as interpreted by his own character of this last disease. *Sopor*, however, in the sense of *sleep*, does not, properly speaking, constitute an essential symptom of paralysis in any case: if it attend at any time it is a mere accident; and this is so generally understood and admitted, that some nosologists, as Sauvages and Sagar, while they properly place apoplexy under the order of *COMATA*, remove palsy to a separate order, with which sleep or coma has no necessary connexion.

Some nosologists have transferred to this division the local insensibilities and atonies of the external senses or parts of them. But as these are, in almost every instance, connected with other symptoms and other derangements of such organs, or their respective functions, they rather belong to the second order of the present class than to paralysis in the strict sense of the term: they are νοσοι παραλυτικοι, rather than παραλυσις; and in the system before us are arranged accordingly.

1. *Carus Asphyxia*. Whatever be the cause of asphyxy, if it act slowly and progressively, or imperfectly, the symptoms often assume an apoplectic character, and the disease terminates in a paralytic affection more or less general. Thus stertorous breathing, a swollen projecting tongue, and suffused and prominent eyes, are frequently the result of imperfect suspension by the neck; and we have an interesting case published by Dr. Babington in the *Medico-chir. Trans.* vol. i. 83, of a similar effect from breathing through the whole of the night a *diluted* vapour, for so it must have been,



♂ *Eléctrica*. From lightning, or severe stroke of electricity. Limbs flexible; countenance pale; blood uncoagulable. In this variety the system seems to be totally exhausted of its irritable and contractile power.

2. *ECSTASIS*. Total suspension of mental power and voluntary motion; pulsation and breathing continuing; muscles rigid; body erect and inflexible.

*Catochus*. *Linn. et Auct. Var.*

*Ecstasis*. *Sauv. Vog. Sag.*

*Jezbe*. *Arab.*

*Entzückung*. *G.*

*Ecstase*. *F.*

*Ecstasy*.

Said to be produced by profound contemplation or attention of mind, or overwhelming passion. In which case it is reverie with a spastic diathesis. Dr. Cullen regards it as a modification of apoplexy.

See *Act. Nat. Cur.* Vol. I. Obs. 250. IV. 105. VII. 40. *Hist. de l'Acad. Royale des Sciences*. Paris, 1738, p. 56. *Eph. Nat. Cur. passim*. In one case from suppressed menstruation; *Behrend's Briefe über die wahre Beschaffenheit*; &c. *Fr.* 1768.

3. *CATALEPSIA*. Total suspension of mental power, and volun-

of carbonic acid gas from burning charcoal. Of two persons exposed to its action in the same room, the younger, a boy of thirteen, died apparently during his sleep; the elder, a man of thirty-eight, was found, upon being called in the morning between six and seven, in an apoplectic state, and labouring under the symptoms described above. The application of voltaic electricity surprisingly increased the power of the muscles of respiration, but appeared rather to diminish the action of the heart. It was hence used alternately with a forcible inhalation of oxygen gas, and various external stimulants. Venesection does not seem to have been beneficial. The man recovered in a few days.

3. *Carus Catalepsia*. In this species the countenance is said to be florid, and the eyes open, and apparently fixed intently upon an object, but without vision. It is a disease of rare occurrence, and varies in its duration from a few hours, or even minutes, to two or three days. It returns sometimes at stated periods. Forty grains of tartar emetic have been given without effect. *Behrends*, in *Baldingen N. Magazin*, Band ix. p. 199. In the case of a school-boy, aged eleven years, the paroxysms recurred ten times in twenty-four hours, and never exceeded three minutes in duration. If



tary motion; pulsation and breathing continuing; muscles flexible; body yielding to and retaining any given position.

Catalepsis. *Sauv. Linn. Vog. Sag. Plouquet.*

Bikhudlik. Of Persian origin.

Catalepsie. *F.*

*Trance.*

4. LETHARGUS. Mental and corporeal torpitude, with deep, quiet sleep.

Carus Lethargus. *Young.*

Subat. *Arab.*

*Lethargy.*

The term is applied by the Arabian physicians, not only to the varieties enumerated below, but to comatose affections generally. The Persian and Turkish writers employ the same word, but more usually in connexion with *derd*, or morbus; writing it, *derdus subat*.

α Absolutus. Without intervals of sensation, waking, or consciousness.

Lethargus. *Sauv. Linn. Vog. Sag.*

ς Cataphora. With short remissions or intervals of imperfect waking, sensation and speech.

Cataphoro. *Sauv. Linn. Vog. Sag.*

Coma somnolentum. *Auct. Var.*

Assoupissement. *F.*

*Sleepiness. Somnolency.*

γ Vigil. Perfect lethargy of body, but imperfect lethargy of mind; wandering ideas, and belief of wakefulness during sleep.

Typhomania. *Auct. Græc. Sauv. Linn. Vog.*

Coma vigil. *Auct. Var.*

*Apparent sleep.*

Each of the varieties found occasionally as a symptom in fevers of various kinds; concussion, or other

---

the attack commenced while walking, the same pace was maintained, though without the direction of the mind. *Stearns, Americ. Med. and Phil. Regist. v. I. viii.* The nosologists however mention a variety, in which the powers of deglutition and digestion continue, the food being thrust into the mouth. It has been found to be produced by the same causes as the preceding species; and in these cases is perhaps reverie with a spastic diathesis. Cullen ranks this also as a modification of apoplexy; but, like the preceding, it is destitute of stertorous sleep.



injuries of the brain; and repelled gout, or other supposed humours or exanthems.

5. APOLEXIA. Mental and corporeal torpitude, with stertorous sleep.

Aphronia, (*αφρονία*) *Hippocr.*

Apoplexia. *Sauv. et Auct. Recentior.*

Carus Apoplexia. *Young.*

Comus Apoplexia. *Parr.*

Sektet. *Arab.*

Schlag. *G.*

Apoplexie. *F.*

*Apoplexy.*

α Sanguinea. With a hard full pulse and flushed countenance.

Apoplexia sanguinea. *Sennert. Sauv. Cull.*

Coup de sang. *F.*

*Sanguine Apoplexy.*

β Serosa. With a feeble pulse and pale countenance.

Apoplexia serosa. *Preysinger. Cull.*

Apoplexia pituitosa. *Sennert. Sauv.*

*Serous Apoplexy.*

The one or other variety found also occasionally, as a symptom, in ebriety, or other affections of the stomach, especially from over-doses of narcotics; sudden gusts of passion; repelled eruptions, or suppressed humours; in various fevers; inflammations; hysteria and epilepsy.

See an interesting case of apoplexy from swallowing six ounces of laudanum, cured by an active dose of sulphat of copper given six hours after the accident, and keeping the patient in constant motion through the ensuing night: in Dr. Marcet's communication, *Medico-chirurg. Trans.* i. 77.

6. *Carus Paralysis.* "For many years I have been particularly attentive to those who have been attacked with a paralytic stroke, forming a hemiplegia. I have watched them while alive that I might have an opportunity to open them when dead; and in all I found an injury done to the brain in consequence of the *extravasation of blood*. I have examined them at all stages; when it was recent, some of weeks standing, others of months, and a few of years, in which I saw the progress of reparation." *Hunter on Blood*, p. 213. He regards apoplexy as merely differing from paralysis in degree. Under this view he strenuously opposes in



6. PARALYSIS. Corporeal torpitude, and muscular immobility more or less general; without somnolency.

Paralysis. *Auct. Græc. et Recent.*

Zemin. *Arab.* Zeminlik. *Turc.*

Gicht. *G.*

Paralysie. *F.*

*Palsy.*

α Hemiplégia. Affecting, and confined to, one side of the body.

Hemiplegia. *Auct.*

ς Paraplégia. Affecting, and confined to, the lower half of the body on both sides.

Paraplegia. *Auct.*

γ Particuláris. Affecting, and confined to, particular limbs.

Paralysis partialis. *Cull. Parr.*

Found also, under one of these varieties, occasionally as a symptom in fevers; exanthems; colic, and other affections of the intestinal canal; gout, rheumatism, struma, syphilis, trichoma; diseases of the external organs of sense; wounds, and other external injuries.

---

both these diseases a stimulating treatment, and even objects to blistering. "This (the stimulating treatment) is even carried further than blistering: we hardly see a man taken with all the signs of an apoplexy, where a paralysis in some part takes place, or hemiplegia, but he is immediately attacked with cordials, stimulants, electricity, &c. Upon a supposition that it is nervous, debility, &c. the poor body is also tortured because it cannot act, the brain not being in a condition to influence the voluntary muscles; we might with exactly the same propriety stimulate the fingers when their muscles were torn to pieces. I must own I never saw one of them which had not an extravasation of blood in the brain when opened, excepting one who died of a gouty affection in the brain, with symptoms similar to apoplexy. Such a case, most probably, would require a very different mode of treatment; therefore when it happens to a gouty man, blisters to the head, feet, &c. would probably be the best practice; but surely this would not be the proper practice in a rupture of a vessel. We ought to bleed at once very largely, especially from the temporal artery, till the patient begin to show signs of recovery, and to continue it till he might begin to become faintish. We should give saline purges freely to diminish impetus, and promote absorption: then quietness should be enjoined, and as little exercise of body as possible, and especially to avoid coughing and sneezing. Plain food should be directed, and but little of it." *Hunter on Blood*, p. 213.



## CLASS V.

### GENETICA.

DISEASES OF THE SEXUAL FUNCTION.

---

#### ORDER I.

#### CENOTICA.

AFFECTING THE FLUIDS.

Morbid discharges; or excess, deficiency, or irregularity of such as are natural.

---

#### GENUS I.

#### PARAMENIA.

Morbid evacuation, or deficiency of the catamenial flux.  
*Mismenstruation.*

---

CLASS V. GENETICA. ΓΕΝΕΤΙΚΑ, from γεινομαι, "gignor," whence γένεσις, "origo, ortus." In almost every preceding system of nosology the diseases of this function are scattered through every division of the classification, and are rather to be found by accident, an index, or the aid of the memory, than by any clear methodical clue. Dr. Macbride's classification forms the only exception the author is acquainted with; which, however, is rather an attempt at what may be accomplished than the accomplishment itself. He had, therefore, in a considerable degree to beat his way through an untrodden glen, and to mark out a path for his own use. In this view he may be thought entitled to the indulgence of the



1. OBSTRUCTIONIS. Catamenial secretion obstructed in its course; sense of oppression; languor; dyspepsy.

Arrhœa (ἀρροῖα.) Hippocr.

Amenorrhœa. Cull. Vog.

- α Emansio. Obstructed on its accession or first appearance. Feet and ankles edematous at night; eyes and face in the morning; with other chlorotic symptoms.

Amenorrhœa emansionis. Cull.

*Retention of the menses.*

- β Suppressio. Obstructed in its regular periods of recurrence. Head-ache, dyspnœa, palpitation of the heart.

Amenorrhœa suppressionis. Cull.

*Suppression of the menses.*

2. DIFFICILIS. Catamenia protruded with great local pain, and especially in the loins; part of the fluid coagulable.

Menorrhagia stillatitia. Sauv.

Amenorrhœa difficilis. Cull.

Menorrhagia difficilis. Sauv.

Dysmenorrhœa. Linn. Sag.

*Laborious menstruation.*

medical community: yet if deficiencies or other errors exist, he has little doubt that the general principle of the division will be approved, and its leading features be allowed currency. The ordinal term CENOTICA (κενωτικά, from κενωσις, "evacuatio, exinanitio;") ORGASTICA (οργαστικά, from οργαζω, "irrito, incito, and especially libidinosè;") and CARPOTICA (καρποτικά, from καρπος, "fructus") are sufficiently explanatory of their intention.

ORD. I. CENOTICA. See the preceding note. The term is copied from Galen, *ad Glauco.* lib. ii.

GEN. I. PARAMENIA. Παραμηνία: from παρα, "male," and μην, "mensis." The genus is intended to comprise diseases that relate to the menstrual flux or vessels exclusively. This fluid is incorrectly regarded as blood by Richerand aph. clxxi, and other physiologists: for, in truth, it has scarcely any common property with blood except that of being a liquid of a red colour. It is chiefly distinguished by its not being coagulable; and, hence, when coagula are found in it, as in laborious and profuse menstruation, serum or blood is intermixed with it, and extruded at the same time from atony or entonic action of the menstrual vessels. "It is neither similar to blood taken from a vein of the same person, nor to that which is extravasated by accident in any other part of the body;



3. SUPERFLUA. Catamenia excessive, and accompanied with hemorrhage from the menstrual vessels.

*Excessive menstruation.*

α Crebra. Excessive from a too frequent recurrence.

Menses antevertentes. *Sennert.*

β Profusa. Excessive from too large a flow at the proper periods.

Menorrhagia rubra. *Cull.*

Catameniorum fluxus immodicus. *Hippocr.* *Foessii.*

Tams. *Arab.*

Perte de sang des femmes.—Hemorrhousse. *F.*

*Profuse menstruation.*

*Issue of blood*, St. Matth. ix. 20: in the Greek original, the person affected is termed γυνή ἀιμορροῦσα.

4. ERRÓRIS. Catamenia transferred to, and excreted at remote organs.

Menorrhagia erronea. *Sauv.*

Mensium per aliena loca excretio. *Sennert.*

*Vicarious menstruation.*

α Ex oculis fluens. *Dodonæi* Obs. cap. xv. *Boerh.* Aph.

β Ex naribus. *Paræi.* xxv. 12. *Brassavol.* Aph. xxxiii. sect. v.

γ Ex alveolo dentis. *Ronssei* de Hom. primord c. 28.

δ Ex auribus. *Brassavol.* Aph. xxv. sect. 4.

ε Ex mammarum papillis. *Amat.* Cent. ii. cur. 21. *Paræi.* lib. xxiii. c. 52. *Cordæi* Comm. in libr. Hippocr. de morb. Mulier.

ζ Ex vomitu. *Hipp.* de morb. Mul. *Aretæi*, lib. ii. cap. 2.

---

but is a species of blood, changed, separated, or thrown off from the common mass by an action of the vessels of the uterus, similar to that of secretion; by which action the blood loses the principle of coagulation, and I suppose life." *Hunter* on Blood, p. 88. Cruickshank supposes it to be thrown from the mouths of the exhaling arteries of the uterus, enlarged periodically for this purpose. *Anat. of the Absorbents.* As this distinction has not been sufficiently attended to either by nosologists or physiologists, many of the diseases arranged under paramenia have been placed under a genus named menorrhagia, which, properly speaking, should import hemorrhage, (or morbid flow of blood alone) from the menstrual vessels; and hence, we have in this instance, not only a wrong doctrine, but the formation of an improper genus; for menorrhagia or



- 7 Per intestina. *Galen*, in aph. xxxv. s. v.  
 8 Ex podice. *Paræi*, lib. xxiii. cap. 12.  
 9 Per urinam. *Brassavol.* Aph. xxx. s. v.  
 \* Ex umbilico. *Nicolai Florent.* Serm. ii. c. 8.  
 λ Ex digito. *Mercat.* de Mulier: affect, lib. i. c. 7.  
 μ Ex cute. *Haller.* comment. 667, p. 87.

See also *Cruickshank* on Absorb. 4to. p. 54, *Phil. Trans.* Vol. XIV. 121. *Richerand.* Elem. de Physiol. aph. clxxi.

5. CESSATIONIS. Catamenial flux irregular at the term of its natural cessation; occasionally accompanied with symptoms of dropsy, glandular tumours, or spurious pregnancy.

Has sometimes continued to a very late period of life. To the age of 71; *Holdefreund*, Erzählungen, n. 4. To the age of 80; *Bourgeois*, Hebammenb. part. ii. cap. 6. To the age of 90; *Hagendorn*, cent. ii. obs. 84. See for various cases *Pelargus*, Med. Jahr. iii. 347, and following.

## GENUS II.

### LEUCORRHŒA.

Mucous discharge from the vagina, commonly without infection; disappearing during menstruation.

uterine hemorrhage is, correctly speaking, only a species of the genus hæmorrhagia; and will be so found in the present system. See Cl. III. ord. iv. This remark applies directly to Sauvages; and more peculiarly so to Cullen, who, for the sake of simplifying, has carried the confusion still further. Few diseases perhaps of the uterus or uterine passage can be more distinct from each other than vicarious menstruation, difficult or laborious menstruation, lochial discharge, and sanious ichor; yet all these, with several others equally exceptionable, are arranged by Sauvages under the genus menorrhagia, though not one of them belongs to it. While Cullen not only copies nearly the whole of these with the names Sauvages has assigned them, but adds to the generic list leucorrhœa, or whites; abortion; and the mucous fluid secreted in the beginning of labour from the glandulæ Nabothi at the orifice of the womb, and hence vulgarly denominated its *show* or appearance.



Leucorrhœa. *Sauv. Linn. Vog. Sag. Plouq.*

Menorrhagia alba. *Cull.*

Fluor albus. *Auct. Var.*

Weisse flusse. *G.*

Fleurs blanches. *F.*

*Whites.*

1. COMMUNIS. The discharge of a yellowish-white colour, verging to green.

Has been found occasionally contagious. *Act. Med. Berol.* Dec. I. vol. v. p. 85. In Sweden endemic, *Riedlin.* *Lin. Med.* 1695, p. 164.

2. NABOTHI. Slimy, and for the most part tinged with blood.

Secreted by the glandulæ Nabothi situate on the mouth of the uterus; and chiefly on the beginning of labour.

Leucorrhœa Nabothi. *Sauv.*

Hemorrhagia Nabothi. *Cull.*

*Labour-show.*

3. SENESCENTIUM. Thin, acrid, frequently excoriating and fetid.

Secreted on the cessation of menstruation; often chronic and obstinate.

Found also, occasionally, as a symptom in cases of a scirrhous or prolapsed uterus.

---

## GENUS III.

### BLENORRHŒA.

Muculent discharge from the urethra, or vagina: generally with local irritation, and dysury: not disappearing during menstruation.

---

GEN. II. LEUCORRHŒA. *Λευκορροία*: from *λευκος*, "white," and *ῥέω*, "to flow." The term is comparatively of modern origin, occurring in neither the Greek nor Roman writers; and appears first to have been met with in Bonet, or Castellus.

GEN. III. BLENORRHŒA. From *βλεννα*, "mucus," and *ῥέω*, "fluo." Sauvages, and after him Cullen, have employed *Gonorrhœa*, from *γονος*, *semen*, and *ῥέω*, as a common term for this and the ensuing genus; and hence morbid secretion of mucus, venereal contagion, and seminal flux are all arranged as species of the same generic



Phallorrhœa. *Plouquet.*

Gonorrhœa. *Sauv. Cull.*

Catarrhus gonorrhœa. *Parr.*

Blenorrhœa urethralis. *Young.*

1. SÍMPLEX. Simple "increased secretion from the mucous glands of the urethra." *Fordyce.*

Gonorrhœa pura. *Sauv. Cull.*

Gonorrhœa benigna. *Auct. Var.*

2. LUÓDES. Muculent discharge from the urethra or vagina intermixed with specific venom; burning pain in micturition: produced by impure coition: infectious.

Gonorrhœa impura. *Cull.*

Gonorrhœa syphilitica. *Sauv.*

Gonorrhœa virulenta. *G. maligna. Auct. Var.*

Abserdi. *Arab.*

Kalte-biss. *G.*

Chaudpisse. *F.*

*Clap.*

3. CHRÓNICA. Slimy discharge from the mucous glands of the urethra; without specific venom or infection; slightly irritating; chronic.

Gonorrhœa mucosa. *Cull.*

*Gleet.*

Mostly a sequel of the preceding; and usually accompanied with stricture or enlarged prostate gland. Though, without specific venom, occasionally so acrimonious, as to produce great local inflammation on the person cohabited with, while the secreting organ which has undergone the morbid change, is torpid, or nearly so, to its virulence.

---

disease: and this, too, under a word which imports the last alone. While, to add to the confusion, this very word, in its vulgar use, is restrained to venereal contagion, which it signifies just as much as it does abortion or stone in the bladder. It is high time to make a distinction; and to divide the list of Sauvages into two genera. Blenorrhœa, indeed, has already been employed of late by various writers to denote the first of these genera, and there is no necessity for changing the term. Gonorrhœa would answer equally well for the second, were it not for the general though absurd application of the word to venereal virus, which has induced the author to make a change.



## GENUS IV.

## SPERMORRHŒA.

Involuntary emission of seminal fluid without copulation.

Gonorrhœa. *Linn. Sag.*

Vedaf. *Arab.*

Saamenfluss. *G.*

Effluxus perpetuus per foramina præternaturalia abdominis. *Eph. Nat. Cur. Dec. I. ann. ii. obs. 185.*

See *Wichman*, De Pol. diurn. *Goett.* 1782. Sometimes intermixed with blood. *Pelargus*, Med. Jahrg. iii. 769.

1. ANTÓNICA. Involuntary emission of a dilute and nearly pellucid seminal fluid; with libidinous propensity; but without erection.

Gonorrhœa libidinosa. *Sauv.*

Gonorrhœa laxorum. *Cull.*

2. ENTÓNICA. Involuntary emission of proper semen with

GEN. IV. SPERMORRHŒA. From σπειρω, "sero," "semino:" whence ασπερμος, "semine carens," γυμνοσπερμος, "cujus semen nudum est," a well-known term in botany; and hence also numerous other derivatives of the same kind. Gonorrhœa would have been retained in the sense intended by this genus, but from the confused signification in which, as already observed, it has been employed by Sauvages and Cullen; and from its being usually, though most improperly, applied in the present day to blenorhœa luodes.

Of the first species here enumerated, spermorrhœa atonica, Sauvages gives too examples; the former from Deidier, in which the patient was an exemplary monk, who shrunk with horror at the idea of this involuntary self-pollution, as he regarded it: the latter, a case in his own practice, in which the patient, a most religious young female, was, as he affirms, driven almost to madness under the same erroneous contemplation of the disease. From this last case it should appear that Sauvages inclined to the theory of epigenesis, or that which supposes the male and female to contribute equally a seminal fluid in the act of procreation. It is probable that some local irritation is the usual cause. Professor Deidier himself suspected this in the first of the above cases; and referred it rather to a calculus in the bladder, sympathetically affecting the prostate gland, than to any idiopathic disease of the vesiculæ seminales. The pious monk found himself most relieved by scourging



erection; mostly from indulgence of libidinous ideas.

Nearly connected with paroniria *salax*.

## GENUS V.

### GALACTIA.

Morbid flow or deficiency of milk.

Sparganosis. *Dioscor.*

Galactia. *Linn. Vog.*

1. ANTICIPANS. Efflux of milk during pregnancy.

Galactirrhœa mammarum. *Sauv. Sag.*

Epiphora lactea. *Young.*

A pint and half has sometimes been poured forth daily as early as the fifth month. *Sauv. ii. p. 412.* See also *Timæus Cas. p. 220.*

2. IMPOTENS. Inability to suckle upon child-birth.

α Atonica. From want of secretion.

Aglactatio. *Linn. Sag.*

Agalaxis. *Vog.*

Agalactia idiopathica. *A. Young.*

β Organica. From imperfect nipple, or other organic defect.

3. DEPRAVATA. Efflux of a dilute or vitiated milk.

α Serôsa. Weakened by too large a proportion of serum.

Galactirrhœa serosa. *Sauv.*

β Complicata. Deteriorated by intermixture with some foreign material.

See *Ephemr. Nat. Curios.* in which we have examples of a flow of black, green, and yellow milk. See also

his legs; a blister in the perinæum would probably have relieved him still more effectually.

GEN. V. GALACTIA. Γαλακτία: from γαλα, "lac," γαλακτικός, "lacteus." The author has preferred the term employed by Linnéus and Vogel, to galactirrhœa as used by Sauvages and Sagar; since the former is comprehensive enough to include deficiency as well as excess; both which are equally entitled to be comprised under one common head as excess and deficiency of arterial action in fe-



*Sauv.* ii. 412. Probably in most instances discoloured by an union with effused blood.

Occasionally the quality betrays its source. Of the nature of beer. *Eph. Nat. Cur.* Dec. I. ann. iv. v. obs. 15. Vinous. *Id.* ann. iv. obs. 75. Cent. I. II. Appx. p. 194.

Violent passion has a peculiar influence in changing its natural character; especially rage, and terror.

4. **ERRÓRIS.** Transferred to, and discharged, or accumulated at, remote organs, often under a different form.

Galactirrhœa erronea. *Sauv.*

Agalactia idiopathica. B. *Young.*

α Transferred to the fauces; and discharged in the form of a ptyalism.

Lactis effluxus ptyalismi formâ. *Puzos. Ephem. Nat. Curios.*

β Discharged from the general surface of the mammæ in the form of sweat. *Id.*

γ Discharged from the navel. *Id. Sauv.*

δ Discharged from the kidneys in the form of urine. *Journ. de Med.* 1758.

ε Discharged from the eyes in the form of a milky epiphora. *Sauv.*

ζ Discharged from the thigh on scarification. *Id. Weikard, Verm. schr.* i. 47.

η Discharged from the veins on bleeding. *Sauv.*

θ Discharged from the vagina. *Bourdon, Journ. des Sçavans,* 1684. *Paullini, Obs. cent.* i. p. 27.

Like the menstrual flux there is scarcely an organ to which it has not been transferred. See *Plouquet*, art. *Menstrua*.

The blood during the time of suckling is often loaded with milk, and evinces a milky appearance; as are also several of the fluids secreted from the

---

ver. Hitherto, however, these affections have been separated from each other by nosologists, and carried to different heads, sometimes to different orders, and occasionally to different classes; whence the student has had to hunt for them through every section of the nosological arrangement. It has already been necessary to make the same remark respecting many of the species of paramenia; and various other instances will readily occur to the reader in the ensuing orders.



blood; and hence probably many of the above peculiarities.

5. VIRÓRUM. Secreted in males and discharged from the proper emunctory.

Galactirrhœa virorum. *Sauv.*

See *Collectio Acad.* III. p. 63. A milky serum often distils from the nipples of new-born babes of both sexes: but various authors, as Schöltz, P. Borelli, Lauremberg, have given cases of genuine milk discharged in like manner by adult males; occasionally continuing for a long time; and in some instances enabling them to perform the office of nurses.

## ORDER II.

### ORGASTICA.

#### AFFECTING THE ORGASM.

Organic or constitutional infirmity, disordering the power, or the desire of procreating.

### GENUS I.

#### CHLOROSIS.

Pale, lurid complexion; languor; listlessness; depraved appetite and digestion; menses irregular.

ORDER II. ORGASTICA. *Οργαστικά* from *οργαω* "appeto impatienter; proprie de animantibus dicitur, quæ turgent libidine." *Scaful.* Orgasmus is hence used for salacity in general; but by Linnéus in a very different sense, being restrained to *subsultus arteriarum*.

GEN. I. CHLOROSIS. From *χλόα*, or *χλωη*, "herba virens;" whence among the Greeks *χλωρασμα* and *χλωριασις*, "viror," "pallor." The most common cause of this disease is menostation or retention of the menstrual flux. In the definition of Dr. Cullen, as originally



Chlorasma (Χλωρασμα.) Hippocr. Epidem. vi.

Febris alba. Mercat. Ræd. à Castro. Sennert.

Chlorosis. Sauv. et Auct. Recentior.

Dyspepsia Chlorosis. Young.

Anepithymia Chlorosis. Parr.

Semna, of Persian origin; for *semensa*, (*Arab.*), is literally “*puella albido colore languescens.*” From “*lilium*,” “*jasninum.*” It is often applied to erotomania; and hence means also amasia.

Chlorose. F.

*Green-sickness.*

1. PLETHÓRICA. Habit plethoric; pain in the head, back or loins; frequent palpitations at the heart; flushes in the face; pulse full, tense, and frequent.

Chlorosis virginea. Sauv. Cull.

The orientalists, and especially the Persians, make a male variety of this species, which they call “*bimariy kodek*,” or *morbus puerorum*, and is designed to include

drawn up, this system was thus expressed conditionally, “*menstruorum sæpè retentio* :” in his later editions, however, he omitted the qualification of *sæpè*, adding “*nullam, chlorosis speciem veram, præter illam quæ retentionem, menstruorum comitatur, agnoscere vellem.*” Yet in this case he should not only have omitted the term *sæpè*, but the genus altogether; for, by such opinion he reduces it to a mere symptom of obstructed menstruation, *paramenia obstructionis*; and such, indeed, he acknowledges it to be, notwithstanding that he continues it as a distinct genus: “*fateri cogor*,” says he, “*chlorosin ideo hic minus rectè pro genere recensitam esse, cum pro symptomate amenorrhœa semper haberi posset.*” Few, however, have followed Cullen in this opinion. Sauvages asserts that there are daily cases of chlorosis with pica, or depraved appetite and digestion among children in their cradles; and Bonetus affirms the same of adult males. These were possibly cases of dyspepsy, or simple pica in dysthetic or cachectic habits: but the writer of these pages cannot avoid concurring with those authors who contend that is by no means uncommon among females who have no interruption of the menstrual flux; though a derangement of some kind or other in its quantity, quality, or constituent principles appears to be always connected with it, and is, for the most part, the cause or leading symptom: and, in the generic character, the author has hence used the term *mismenstruation* (*paramenia*) in preference to amenorrhœa, or obstructed menstruation.

Dr. Young has made chlorosis a mere species of dyspepsia in his classification: but he is not quite satisfied with this position: “I



the affections which often peculiarly mark the stage of puberty.

2. *INOPS.* Habit debilitated; great inactivity and love of indulgence; dyspnœa on moving; lower limbs cold and edematous, especially at night; pulse quick and feeble.

*Chlorosis à menstruatione difficili. Astruc.*

*Chlorosis à menorrhagiâ. Sauv.*

Found also occasionally, as a symptom, in pregnancy, profuse menstruation, various dysthetic diseases, and immediate love.

---

## GENUS II.

### PRÆOTIA.

Premature development of sexual organization, or power.

---

have followed (says he) a prevalent opinion, but there are various reasons for thinking it is quite as naturally connected with amenorrhœa." *Med. Lit.* p. 282.

One species only has hitherto been allowed by most writers. Yet the symptoms and mode of treatment of the disease, as it appears in a vigorous, florid, and full-bosomed country girl, produced by catching cold in the feet at the catamenial period or approach; and in a delicate, pale-faced, emaciated town-girl, debilitated by an indulgence in a course of luxurious indolence from her infancy, seem to justify and even demand a distinction. In the former case there is an evident redundancy of blood with powerful local spasm; and copious venesection is loudly called for and must be beneficial.

In the other there may possibly be deficiency of blood, and no spasm whatever, and copious venesection would only add to the evil. The disease, in this case, is probably produced by a chemical imperfection or immaturity in the blood itself, so as not to keep pace with the growth and irritability of the menstrual vessels; and consequently so as not to afford them the proper pabulum for secretion. Here, therefore, in the first instance, it behoves us to employ a strengthening and tonic plan, and to extend it through all the departments of diet, exercise, and medicine. There can be no doubt, however, that even the first species, if neglected or obstinate, and of long continuance, may, and often does, by debilitating the constitution, terminate in the second.

GEN. II. PRÆOTIA. *Πρωιότης*, or *πρωιότης*, "præcox maturitas." *Theoph.* de Caus. pl. from *πρωι*, "prematurè." The term is pecu-



1. MASCULÍNA. Development of sexual precocity in males.  
*Boiset*, Journ. des Sçavans, 1688—Boy of three years old. *Leske* Aus. Abhandl. Band. II. p. 354—Various cases, and particularly that of Philip Haworth in his second year. *Medico-chir. Trans.* I. 276.
2. FEMINÍNA. Development of sexual precocity in females.  
 Menstruation in infancy common. See *Plouquet*—Pregnancy at nine years of age. *Ephem. Nat. Cur.* Dec. III. ann. ii. obs. 172—See a second case at the same age. *Schmid. Act. Helvet.* IV. 167 : and again, in Germany, *G. E. von Haller*, in *Blumenbach Bibl.* I. 558—See also *Eccy-esis ovaria*. Ord. III. Gen. II. of the present class. *Dr. Baillie's* case.—Two cases are given in the *Medico-chir. Trans.* Vol. II 115, by Dr. Wall ; and Vol. IV. 204, by Mr. Astley Cooper.  
 See, for other instances, *Haller*, *Elem. Phys.* Lib. XXVIII. sect. iii. *Kundman*. *Rar. Art. and Nat.* p. 823.

---

liarily applied to premature semination. It is not necessary to dwell further upon instances or varieties of this morbid affection, as they may be traced through the two species, into which the genus naturally divides itself, in the writings of physiologists who have been curious upon the subject. Those who are desirous of doing so may turn to the accounts of Bozet in the *Journal des Sçavans* or to the *Philosophical Transactions*, Vol. XLIII., year 1745. It is but a few years ago that as striking an example of sexual precocity, as is to be found perhaps any where, was publicly advertised in this metropolis to be exhibited in the person of Philip Haworth, the boy whose case is referred to in the text. In a parallel case recorded in the *Philos. Trans.* the boy was nearly of the same age, being not more than two years and eleven months old.

GEN. III. LAGNESIS. *Λαγνής*, “libidinosus,” “præceps in venere-rem.” This is intended to include the satyriasis and nymphomania of Sauvages, and later authors ; which chiefly, if not entirely, differ from each other only as appertaining to the male or female sex : and consequently by no means offer ground for two distinct genera. The disease is unquestionably one and the same ; the diversity of symptoms depending upon the diversity of sex alone. The second species, lagnesis *Furor*, from its violence and affecting the entire system, makes an approach towards a mental malady ; and hence Vogel has regarded satyriasis and nymphomania as species of mania.



## GENUS III.

## LAGNESIS.

Inordinate desire of sexual commerce, with organic turgescence and erection.

Nymphomania. *Sauv. et Auct. Recent.*

Satiriasis. *Sauv. et Auct. Recent.*

Shebek. *Arab.*

1. SALACITAS. Appetency capable of restraint; excitation chiefly confined to the sexual system.

Satiriasis juvenilis. *Cull.*

Salacitas. *Plouquet.*

Nymphomania salacitas. *Sennert. Sauv.*

Nauz. *Arab.*

Geilheit. *G.*

Lascivité. *F.*

Salacity.

α Pubertatis. Of puberty. Excess of stimulus produced by the season of adolescence.

β Senilium. Of old age. From local irritation; produced by debility, or topical malady; as diseased ovaries; calculus in the bladder or kidneys; leucorrhœa; or inflammation of the womb, or neck of the bladder.

But this is incorrect: the affection of the mind is merely symptomatic. Parr, on the contrary, has ranked under lagnesis, *love sickness*, a variety of erotomania or empathema desiderii, which, in the present and most systems, is regarded as chiefly a mental malady: but Parr's arrangement is equally incorrect. In affections, however, consisting of symptoms derived from different functions, it is not always easy to lay down their proper position. But we meet with like difficulties in classing vegetables, animals, and minerals. The judgment must equally direct us in all these cases, as far as it will go.

In the *Amanitates Academicæ*, Vol. VI. art. 110, coffee is recommended by Dr. Sparschuch as an excellent anti-aphrodisiac; who asserts, that it is very generally allowed in his quarter of the world to possess a powerful virtue of this kind. He supports his opinion further by a pleasant tale from the Travels of Olearius.

1. β. *Salacitas Senilium*. See a singular case by Mr. Norris in the *Transactions of the Medical Society*, Vol. I. p. 174, produced by



γ *Plethórica*. From plethora or entonic action; especially in a sanguine temperament.

δ *Ab assuetudine*. From habit or immoderate indulgence.

The collectors of medical curiosities give various cases of divorce obtained against a husband on account of ungovernable salacity. See *Eph. Nat. Cur.* Dec. II. ann. ii. obs. 121—*Plater*, Obs. Lib. I. p. 257—*Kiedlin*. Lin. Med. 1697—p. 812—*Timæus*, cas. 52.

2. *FUROR*. Appetency unbridled, and breaking the bounds of modest demeanour and conversation; morbid agitation of body and mind.

*Avekeb. Arab.*

*Lascivious madness.*

α *Masculinus*. In males.

*Satiriasis furens. Cull.*

*Pollutiones centum per diem. Bartholin. Epist. III. p. 145.*

β *Fæmininus*. In females.

*Nymphomania furibunda. Sauv.*

*Furor uterinus. Auct. Var.*

*Vetulæ, Riedlin, Lin. Med. 1697. p. 812.* Often produced by local irritation, as ascarides or inflammation. In one instance organically, by an enormous

a blow received a few months before near the prostate gland, followed by a small, but nearly indolent tumour on the part affected. The patient was a married man of sixty seven, and during the violence of the erethismus, from local irritation, which had continued for two months, was reduced to a state of the most wretched and squalid emaciation. The following are Mr. Norris's words: "Nunquam memini, inquit ægrotus. me in venerem propensio- rem fuisse, nedum insanâ et insatiabili libidine permotum, ante hos duos menses, quando me diro hoc et teterrimo correptum esse morbo sensi; cujus vis tanta est et tam effrænata, ut expleri nequeat; et ad coitum cum uxore me singula nocte, quindecies saltem, imo vices nonnunquam, impellat. Hic vero cum ægrotantem meum priapismo laborantem se fallere augurabar, et fortasse, nullâ seminis jacturâ in venerem ruere, paulo curiosius id ab illo quæsivi. Affirmat autem se vix in lecto decumbentem corpus uxoris contingere, cum tanquam œstro percitus, in repetitam venerem properat, neque unquam nisi pleno coitu res peragitur: seminis quidem emissio potius angere quam voluptatis afficere visa est." The wife, a matronly woman of great modesty, was herself hereby rendered extremely ill from local inflammation. By supporting the system with tonics,



clitoris, *Buchner*, *Miscell.* 1725, p. 933. In this last we have an approach to the female priapism of Galen. See Class IV. Ord. III. Gen. I. 1.

---

## GENUS IV.

### A G E N E S I A.

Inability to beget offspring.

Agenesia. *Vog.*

Anaphrodisia. *Sauv. Sag. Cull.*

Sterilité male. *F.*

---

and bringing the tumour to suppuration, the disease was effectually cured.

GEN. IV. 'Αγενεσία, from *a* neg. and γινωμαι, "to beget." Of the three species offered under this genus, the division of which is entirely new, the last, agenesia *incongrua*, is now first attempted from personal observations of the author, in full accordance with the remarks of other writers and practitioners upon the same subject. Every one must have noticed occasional instances in which a husband and wife, apparently in sound health and the vigor of age, have no increase while together; either of whom nevertheless, upon the death of the other, and a second marriage, becomes the father or mother of a numerous family. In various instances, indeed, the latent cause of sterility, whatever it consist in, seems gradually to diminish, and the pair that for years was childless, at length becomes enriched with offspring. In all this there seems to be an incongruity, inaccordancy, or want of adaptation in the constituent principles of the seminal fluid of the male to the sexual organization of the respective female; or, upon the hypothesis of the epigenesis, to the seminal fluid contributed by the female. Writers, strictly medical, have not often adverted to this subject, though it is appealed to, and, for the most part, approved by physiologists of all ages and countries. Sauvages however evidently alludes to and admits such a cause in his definition of dysspermatismus *serosus*, which is as follows: "Ejaculatio seminis aquosioris, adeoque ad generis inepti, quæ species est frequentissimum sterilitatis virilis principium." He illustrates his definition by a case which occurred to Hagenot and Chaptal, who attributed it to the cause in question, and refers for other examples to Etmuller. Cullen expresses himself doubtfully upon this species: "De dysspermatismo seroso Sauvagesii," says he, "mihi non satis constat." Yet his own go-



*Male Sterility.*

## 1. IMPOTENTIA. Imperfection or abolition of generative power.

Seres. Arab.

*norrbœa laxorum*, Gen. CXXII. (in the present system *spermorrhœa atonica*) makes so near an approach to it, that a transition from this to the preceding genus seems difficult to be avoided. The two diseases appear to be the same, or nearly so: in the one, the individual labouring under it, emits involuntarily, without coition, or even erection, but with a libidinous propensity, a pellucid fluid apparently of a seminal character, affirmed positively by Sauvages, from whom Cullen derives his species, and to whom he refers, to be "effluxus seminis;" and in the other the same dilute and effete semen, with difficult and imperfect erection, is poured fourth during coition.

The opinion, however, expressed in the species before us, offers a more comprehensive view of the subject; by supposing that the seminal fluid may be secreted, not merely in a state of morbid diluteness, but under various modifications, even in a state of health, of such a condition as to render it inadequate to the purposes of generation in female idiosyncrasies of some kinds, while it may be perfectly adequate in those of other kinds. In agricultural language it supposes that the respective seed may not be adapted to the respective soil, however sound in itself. In Dr. Parr's dictionary, article *Anaphrodisia*, we meet with an approach to this view; for he tells us, that "in some instances the semen itself seems defective in its essential qualities."

Among physiologists, the doctrine here thrown forth has been very generally held. It necessarily follows upon the hypotheses of Maupertuis (*Venus Physique*.) Needham (*Phil. Trans.* Vol. XIV.) Buffon, and Lieberkuhn. Linnéus embraced it from the latter, abandoning, for this purpose, the hypothesis of Leuwenhœk. Koelreuter has applied it, with much satisfaction, to the sexual system of plants; and has been followed by Werner; both of whom have endeavoured to show, that formative molecules exist equally in the generative organs of male and female, and that hybrids are hence alone capable of production. They have apparently detected means of modifying the generative or conceptive power by culture; and both the Hübers have successfully applied the same process to the bee; distinctly proving, that by means of particular foods and regimen alone, they are capable of making a difference not only in the bulk, instinct, taste, habit, and procreative power, but even in the *sex* itself of this insect, as it is vulgarly contemplated, and explained by the name of *neuters*.

The writer has said that a similar opinion has been held in all countries. It may be sufficient, in the present note, to point out an



Schwachmüthigkeit. G.

Impuissance virile. F.

*Male Impotence.*

α Atónica. From imbecility, or want of tone.

Chiefly produced by excess of indulgence ; long-continued gleet ; or paralytic affection of the generative organs.

example or two. In Abdollatif's History of Egypt, written at the close of the twelfth century, the historian, in observing that the Egyptian mules are the largest whose dam is a mare, offers this reason, "mater enim est quæ dat materiam." See Dr. White's *Abdol. Hist. Egypt.* Compend. Arab. et Lat. The learned Arabian, it seems, was of the same hypothesis as Swammerdam and Harvey. The whole of the doctrine, however, which is here alluded to, the entire theory, indeed, of epigenesis in all its ramifications and reasonings, formed a part of the Epicurean philosophy, and is so fully unfolded by Lucretius in his fourth book, *De Rer. Nat.*, that later physiologists who have embraced the same principles have had nothing more to do than to confirm its doctrines by additional facts and observations, and to verify the following axiom which forms the pivot of the entire machinery, v. 1222 :

Semper enim partus duplici de semine constat.

For a pretty full survey of most of the theories of generation maintained in early eras, compared with those of modern times, the reader is referred to the present writer's notes on his translation of the above book of Lucretius, especially that on v. 1264 of the translation. He may also consult with advantage Wildenow's "Principles of Botany," § 292, and especially the "Generatio Ambigena" of Dr. Ramström, in Vol. IV. of the *Amanitates Academicæ*."

The species here denominated *impotentia* is perhaps more generally called by the nosologists *anaphrodisia*, though this last term has been used in very different senses ; sometimes importing want of competency ; sometimes inability ; sometimes both ; and sometimes only a particular kind of inability resulting from atony alone. The dysspermatusmus of authors is changed, in the present nomenclature, to dyspermia (δυσσπερμία,) not only on account of greater simplicity, but in conformity with the parallel Greek compounds πανσπερμία, πολυσπερμία, γυμνοσπερμία, ασπερμία ; the second and third of which are elegantly introduced into the Linnéan vocabulary of botany, (*poly-spermous* capsule and *gymnospermous* seed,) and are in the mouth of every one. Dysspermatusmus is usually spelt *dy-spermatusmus* ; and thus made to import *double-semination* rather than *mis-semination* ; as dyoides (δυοιδης) means "a double form," and dy-asmus (δυασμος,) "a double opinion, or doubt."

With respect to these two species, so closely connected by nature, there is perhaps no artificial system of nosology under which



♂ Organica. From morbid organization, natural or accidental; as amputated, injured, or enormous penis; testes impaired or destitute.

Albinus gives a case of divorce obtained against a husband from inability to enter the vagina, *ob penum enormem. Dissert. de Inspectione corporis, forensis, in causis matrimonialibus fallacibus et dubiis. Hall. 1740.*—Plater relates another from a similar cause, *Obs. Lib. I. p. 250.*

2. DYSSPERMIA. Imperfect emission of the seminal fluid.

Dyspermatismus. *Sauv. Cull.*

Inépuissance d'éjaculation. *F.*

α Entonica. From super-erection or priapism.

Dyspermatismus hypertonicus. *Sauv. Cull.* See also *Edin. Ess. I. 35 Cockburn, Edinb. Essays, I. 35.*

A case has lately occurred to the author.

β Epiléptica. From incursion of an epileptic spasm produced by sexual excitement during the intercourse.

Dyspermatismus epilepticus. *Sauv. Cull.*

γ Anticipans. The discharge ejected hastily, prematurely, and without due adjustment. *Schenck, Observ. Lib. IV. Obs. 46.*

δ Ignàvis. The discharge unduly retarded from hebetude of the genital organs.

Dyspermatismus apractodes. *Sauv. Cull.*

Bradyspermatismus. *Auct. Var.*

they have hitherto been introduced into the same subdivision. In almost every instance they have been regarded as distinct genera belonging to distant orders or even classes, and arranged with diseases that have little or no relation to them. Thus in Sauvages, anaphrodisia, in the sense of impotentia, occurs in his Class VI. Ord. II. "DEBILITATES, ANEPITHYMIÆ," united with "loss of thirst," and "desire of eating:" while dysspermatismus is carried forward to Class IX. Ord. III. "FLUXUS, SERIFLUXUS."—Cullen has felt it necessary to deviate in both cases of arrangement from Sauvages, whom he follows almost wherever it is possible, with a deference and modesty worthy of all praise; and has removed the two into one class, the common aggregate division of LOCALES, but has placed them under different orders; the first being arranged under Ord. II. DYSOSEXIAE, where we again find the morbid cravings of the alimentary canal united with those of the sexual organs, and even of the mind, as in the genus nostalgia; the second being placed under Ord. V. EPISCHESES, "suppressions," instead of "fluxes," as in Sauvages.



- ε **Réfluens.** The discharge thrown back into the vesiculæ seminales or the bladder, before it reaches the extremity of the penis.

**Dyspermatismus refluus.** *Sauv. Cull.*

Semen retrogradum in vesicam ex angustatione urethræ, *Petit, Memoires de l'Academie de Chirurgie, I. p. 434.*

- ζ **Orgánica.** The discharge obstructed by mechanical pressure; as that of stricture or hardened mucus in the urethra; indurations in the corpora cavernosa; or a prepuce nearly imperforate.

**Dyspermatismus urethralis; mucosus; nodosus; præputialis.** *Sauv. Cull.*

3. **INCÓNGRUA.** The seminal fluid inaccordant, in its constituent principles, with the constitutional demand of the respective female.

**Dyspermatismus serosus.** *Sauv.*

---

## GENUS V.

### APHORIA.

Inability to conceive offspring.

**Sterilitas.** *Linn. Sag.*

**Asthenia aphrodisiaca.** B. Aphoria. *Young.*

---

In Parr, dysspermatismus does not appear to have any place: he may possibly have regarded it as a variety of his agenesia, employed as a species, and limited apparently to *impotentia*; but with this limitation it would scarcely follow as a proper variety.

Among plants we sometimes meet with an equal want of power: occasionally from imperfectly formed styles or stigmas, stamens or anthers; sometimes from suppression of farina; and sometimes from a total destitution of seeds: which last defect is common to bromelia *Ananas*; musa *paradisiaca*, or Banyan; artocarpus *incisa*, or bread-fruit-tree; and berberis *vulgaris*, or common berberry.

GEN. V. APHORIA. *Αφωρία*, "sterilitas;" "infecunditas," from *φερω*, "fero," "porto." *Plat. Plut.* It is singular that this disease finds no distinct place in any of our most esteemed nosologists. It may possibly be intended under anaphrodisia, though this genus has in none of them any species that expressly applies to female bar-



Atecnia. *Cricht.*

Akret. *Arab.*

Unfruchtbarkeit. *G.*

Sterilité des femmes. *F.*

*Female sterility. Barrenness.*

1. **ÍMPOTENS.** Imperfection or abolition of conceptive power.

α **Atónica.** From imbecility or want of tone, as in the preceding genus, sp. 1. α. *Atechnia atonica.*

β **Orgánica.** From organic defect, whether natural or accidental, as imperforate vagina, defective fimbriæ, or ovaria; want of ova, &c.

*Atechnia organica. Cricht.*

An imperforate vagina does not always preclude conception.—It has taken place where the vagina itself has been so narrow as not to admit the penis. *Ephem. Nat. Cur.* Dec. III. ann. vii. viii. obs. 83—Where, with the same impediment, a rigid and unbroken hymen has offered an additional obstacle. *Hist. de l'Acad. de Paris*, 1748. And for similar or nearly similar circumstances, see *Forest.* xxxix. obs. 29. *Schurig.* Syllepsil. p. 131. *Akakia*, Lib. I. cap. xi.

2. **PARAMENICA.** Barrenness from mismenstruation.

α **Obstructionis.** Produced by menostation or retention of the catamenia.

β **Difficilis.** Produced by laborious secretion.

renness. Dr. Young has properly placed impotence, dysspermatis-mus, and barrenness, together. His genus is *asthenia*, and they occur, as subdivisions, under the species *aphrodisiaca*. For barrenness he employs the term *aphoria*, made use of in the present system. Crichton, who makes it also a distinct genus, employs *atecnia* as its generic name (ατεχνία,) a word, however, that should rather import *destitution* or *bereavement* than barrenness—"orbitas, prole carens." *Arist. Polit.* ii.; and which, independently of this, is calculated to produce some confusion, as Linnéus has used it in the sense of "destitution or deficiency of appetite"—*libidinis defectus*, gen. cxix. By Cullen and Parr this word is spelt *atechnia*; and by the last derived from α neg. and τεχνη, *ars*. The derivation, so far as relates to *atechnia* (ατεχνία,) is correct; yet it is a misapplication of its meaning to apply *atechnia* to *sterility*, for its constant import, whether employed literally or figuratively, is "unskillfulness, rudeness, or destitution of art"—*imperitia*. But it is, perhaps, impossible to furnish an example of its denoting rudeness or unskillfulness, much less want of physical power, in the fabrication of offspring.



γ Superfluitatis. Produced by profuse discharge.

3. IMPERCÍTA. Barrenness from personal aversion or want of competency: *æstro impercita*. So *Lucr. i. 12.* conversely:

———"te, Diva, tuumque  
Significant initum, percussæ corda tuâ vi."

*Hollmann* De la dissolution du mariage pour l'impuissance et froideur de l'homme et de la femme. *Paris*, 1581. Frigidity; *Fabr. Hildani*. Cent. V. obs. 40. *Gaubius*, *Instit. Pathol.* § 820. *Lang*, *Epist. Med.* IX.

4. INCÓNGRUA. The conceptive power irrespondent to the constituent principles of the seminal fluid received. See the preceding genus, sp. 3, and the note upon it.

*Hucher* De sterilitate utriusque sexus, Lib. IV. Colonn. 1688—*Tugereau* Sur l'impuissance de l'homme et de la femme. *Paris*, 1611.

5. POLYPOSA. The cavity of the uterus or vagina, or both, so filled and obstructed by a polypous excrescence as to preclude the entrance or action of the seminal fluid.—See *Baillie Morb. Anat. Fasc.* IX. pl. 4.

## GENUS VI.

### ÆDOPTOSIS.

Protrusion of one or more of the genital organs or of excrescences issuing from them into the genital passage; impairing or obstructing its course.

Hysteroptosis. *Sauv. Vog. Sag.*

GEN. VI. ÆDOPTÓSIS. From *αιδοιον*, "inguen," pl. *αιδοια*, "pudenda," whence *αιδως*, "pudor:" and *πτωσις*, "casus, lapsus." In like manner *Sauvages* and *Sagar* use *Ædopsophia*, applying the term to the urethra as well as the uterus. *Sauvages*, however, expresses the present disease, but far less correctly, by *hysteroptosis*; for this, with strict propriety, can denote only one of the species that fall within its range, namely, displacement of the uterus.



## 1. UTERI. Protrusion of the uterus into the vagina.

Prolapsus uteri. Procidentia uteri. *Auct.*Aftaden zihdan. *Pers.*Chute de la matrice. *F.**Falling down of the Womb.* $\alpha$  Simplex. The uterus retaining its proper posture and figure.

Different names are frequently given to different degrees of this variety. If the descent be only to the middle of the vagina it is called *relaxatio uteri*; if to the labiæ, *procidentia*; if lower than the labiæ, *prolapsus*.

See *Baillie Morb. Anat. Fasc. IX. Pl. 5.* $\beta$  Retroversa. The uterus displaced, and the lower part becoming the upper.Retroversio uteri. *Auct.*Renversement de la matrice. *F.**Retroverted Womb.*

Mostly limited to a state of pregnancy.

 $\gamma$  Inversa. The uterus displaced and turned inside out.Inversio uteri. *Auct.*Inversion de la matrice. *F.**Inverted Womb.*

Mostly produced by unskilfully and violently pulling away the placenta after delivery. See *Baillie*, as above.

## 2. VAGINÆ. Protrusion of the upper part of the vagina into the lower.

Hysteroptosis vaginæ prolapsus. *Sauv.*Prolapsus vaginæ. *Auct. Var.*

This, like the descent of the uterus, may, according to the degree of the disease, be relaxation, procidence, prolapse, or complete inversion.

## 3. VESICÆ. Protrusion of the bladder into the urethra.

Exocyste. *Sauv.*Prolapsus vesicæ. *Auct. Var.*Renversement de la vessie urinaire. *Noel. Obs.*


---

1. *Ædoptosis uteri.* Dr. Denman alludes to an accidental *retroflexion* of the uterus, the fundus being turned backwards and outwards between the rectum and vagina whilst the os uteri remains in its proper situation. He never met with such a case, however, nor heard of more than one instance.



- α *Tunicis interioris.* The inner membrane being protruded.  
*Exocyste Noeliana.* *Sauv.*

So denominated from M. Noel, who first accurately described it

- β *Colli.* The neck of the bladder being protruded.

*Exocyste Solingeniana.* *Sauv.*

Denominated after M. Solingen, who first accurately described it.

4. *COMPLICATA.* Protrusion of different organs complicated with each other.

*Hysteroptosis composita.* *Sauv.*

- α *Utero-vesicalis.* Of the uterus dragging the bladder along with it.

*Procidentia uteri vesicam deorsum abripientis.* *Sauv.*

- β *Vagino-vesicâlis.* Protrusion of the vagina dragging the bladder along with it.

*Prolapsus vaginæ vesicam deorsum abripientis.* *Sauv.*

5. *POLYPÓSA.* Polypous excrescence in the course of the genital avenue: soft, compressible, red or reddish.

Often, though not always, a cause of barrenness. See Sp. 5 of the preceding genus.

- α *Uteri.* Issuing with a slender root from the fundus of the uterus, and more or less elongating into the vagina.

*Cercosis.* *Aetii.*

*Sarcoma Cercosis.* *Sauv.*

*Polypus uteri.* *Baillie.*

*Polypus of the Womb.*

The substantive polypus should be restrained to a fleshy excrescence of the nostrils. See note on Polypus, Cl. II. Ord. I.

- β *Vaginæ.* Issuing from the sides of the vagina; broad and bulbous.

*Polypus of the Vagina.*



## ORDER III.

## CARPOTICA.

AFFECTING THE IMPREGNATION.

Irregularity, difficulty or danger produced by parturition.

## GENUS I.

## PARACYESIS.

The progress of pregnancy disturbed or endangered by the super-  
vention of general or local disorder.

Dystocia Dyscyesis. *Young.*

*Morbid Pregnancy.*

1. IRRITATIVA. Pregnancy exciting distress or disturbance in other  
organs or functions than those primarily con-  
cerned.

$\alpha$  Syncopális. Accompanied with frequent fainting.

$\beta$  Dyspeptica. Accompanied with indigestion or sickness.

$\gamma$  Dyspnoica. Accompanied with difficult breathing.

$\delta$  Alvina. Accompanied with derangement of the alvine  
canal, as costiveness, diarrhœa, hemorrhoids, &c.

$\epsilon$  Varicôsa. Accompanied with venous dilatations of the  
lower extremities.

2. UTERINA. Pregnancy disturbed or endangered by diseased affec-  
tion of the uterus.

$\alpha$  A retrovêrsione. The uterus being retroverted. See  
Ædoptosis uteri  $\beta$ .

$\beta$  A leucorrhœâ. The uterus secreting, or exciting in the  
vagina a secretion of leucorrhœa, so as to produce de-  
bility.

Ord. III. CARPOTICA. From καρπος, "fructus," καρπωσις, "frui-  
tio."

Gen. I. PARACYESIS. From παρὰ, "male;" and κυησις, "gravi-  
ditas:" whence κυω, "utero gesto." So in Gen. III. *eccyesis*, from  
ἐκ "ex or extra," and κυησις as above: and in Gen. IV. *pseudocyesis*,  
from ψευδος, "mendacium," and κυησις, as above.



γ Cataménica. The catamenia continuing to recur.

δ Hæmorrhágica. Accompanied with hemorrhage. Catamenia, unaccompanied with hemorrhage, can scarcely be regarded as a disease. Many menstruate uniformly for the first three or four months of pregnancy. Some through the whole term, *Hagedorn*, Cent. II. obs. 94—A few have never menstruated at any other time. *Hemann*, Med. Chir. Aussäze—*Hopfengärtner*; Über menschliche Entwicklungen, p. 71.

3. ABÓRTUS. Premature exclusion of a dead fetus from the uterus.

Amblosis. *Auct. Græc.*

Abortus. *Auct. Lat. Sauv. Linn. Sag.*

Dystocia abortiva. *Young.*

Seket. *Arab.*

Misgeburth. *G.*

If the exclusion take place within six weeks after conception it is called,

Blessure. Faux germe. *F.*

Miscarriage.

If the exclusion take place between six weeks and seven months, or the term of premature labour, it is called,

Unzeitige-geburth. *G.*

Avortement. *F.*

Abortion.

The fetus said to have been born alive at four months, *A. Reyes*, Campus Elys. Quæst. 90. p. 1164—To have continued alive when born between five and six months, *Brouzet*, Sur l'Education Medicinale des Enfants, I. 37. See, for the causes and treatment, "Observations on Abortions," by *John Burns*, Glasgow, 1806.

---

## GENUS II.

### PARODYNIA.

The progress of labour disturbed or endangered by irregularity of symptoms, presentation, or structure.

Dystocia. *Sauv. Sag. Vog.*



Partus difficilis. *Auct. Var.*

Mekhaz. *Arab.*

Accouchement laborieux. *F.*

*Morbid Labour.*

1. ATONICA. Labour protracted by general or local debility.

*Lingering Labour.*

In the *Ephmera Nat. Curios.* is the case of a fetus illapsing into the uterus after its head had been denuded, and it had moaned. Dec. I. ann. i. obs. 1. Schol. obs. 62.

2. SYMPATHETICA. Labour retarded or harassed by sympathetic derangement of some remote organ or function.

α Syncopalis. Accompanied with fainting.

ς Convulsiva. Accompanied with convulsions.

γ Pathematica. Accompanied with great terror, apprehension, bashfulness, or other emotion of the mind.

Dystocia à pathemate. *Mauriceau. x. 258.*

3. IMPLASTICA. Labour delayed or injured for want of plasticity, or unkindly dilatation of the soft parts.

α Rigiditatis. The delay confined to a simple rigidity of the uterus or vagina.

ς Hæmorrhagica. Accompanied with hemorrhage.

γ Lacerans. Accompanied with laceration of the perinæum, or uterus.

4. PERVERSA. Labour impeded by preternatural presentation of the fetus, or its membranes.

Dystocia perversa. *Young.*

Mausil. *Arab.*

Accouchement contre nature. *Mauriceau.*

*Præternatural Presentation.*

*Cross-birth.*

α Faciei. Presentation of the face.

ς Nátium. Presentation of the breech.

γ Pédis. Presentation of one or both feet.

δ Brachiális. Presentation of one or both arms.

ε Transversális. Presentation of the shoulder.

ζ Funis prolápsi. Prolapsed navel-string.

GEN. II. PARODYNIA. From *παῖς*, "male," and *ἰδναι*, or *ἰδναι ἰνός*, "dolor parturientis." So *ἰδναι*, "à partu doleo."—The term was applied by the Greeks figuratively to severe pains of any kind. The Hebrew *ל* was employed still more generally in the same figurative sense. See Is. xxvi. 18. Jer. xxx. 6.



π Piacentæ. Presentation of the placenta.

5. AMÓRPHICA. Labour impeded by mis-configuration of the fetus or of the maternal pelvis.

Dystocia amorphica. *Young.*

α A fe-û. The fetus deformed by a preternatural magnitude of head, or some morbid protuberance.

β Pélvica. The maternal pelvis contracted in its diameter by natural deformity, or subsequent disease or injury.

Not unfrequently produced by an hydropic or encysted ovarium occupying a position between the rectum and vagina, and occasioning an insurmountable tumour. See Dr. Merriman's case, *Trans. Medico-chir. Soc.* 40.—Recommends excision.

The German practitioners have often advised and performed the Cesarean section successfully; and, at times, repeatedly on the same woman; in one instance not fewer than *seven times*. *Trestan*, *Journ. de Médecine*, Tom. XXXVI. p. 69.

The division of the symphysis has also been frequently had recourse to with success. See *Demathus*, *Journ. de Med* VIII. 1—*Fischer*, in *Richter Chir. Bibl.* Band. VII. p. 770. See also *twice* on the same subject, and successfully, *Damen*, *Lond. Med. Journ.* VIII. 1.

6. PLURALIS. Labour complicated by a plurality of children.

Dystocia geminorum. *Young.*

Tezauf. *Arab.*

7. SECUNDARIA. Diseased action or disturbance succeeding delivery.

α Retentiva. Retention of the secundines.

Meshim. *Arab.*

Retained, occasionally without injury, a week. *Hagedorn*, *Cent.* III. obs. 12—Sixty days, *Magazino Toscano*, II. 506—Seventy days, *Journal, für Geburtshelfer* I. n. 8—Discharged sound and unoffensive in the fourth month. *Kerkring*, *Specileg. Anatom.*

β Dolorosa. Violent after-pains.

γ Hæmorrhagica. Violent hæmorrhage.

*Flooding.*

δ Lochiális. Profuse lochia.

Diversified also, occasionally, by the appearance of fevers of various kinds: sparganosis, or pale inflammation.



tory swelling of the lower extremities; and mania: which are rather sequels of labour, or species or varieties of their respective genera, than species of parodynia.

---

## GENUS III.

### ECCYESIS.

Imperfect fetation produced in some organ exterior to the uterus.

*Dystocia Dyscyesis extra-uterina. Young.*

*Extra-uterine Fetation.*

1. OVARIA. Imperfect fetation occurring in the right or left ovary.

*Graviditas ovarii. Sauv.*

Examples are common. See *Ab. Vater Dissert. de grav. apparente, ex tumore ovarii dextri enormi orta, per tres annos cum dimidio durate. Wirtemb. Ed. Med. Ess. v. 336. Ed. Phys. Ess. II. 273. Forrester, 1798, 379. Ed. Med. Journ. II. 180.*

One of the most singular cases is that given by Dr. Baillie, *Phil. Trans.* 1789. The fetation consisted of a suetty substance, hair, and the rudiments of four teeth: the maternal subject not more than twelve or thirteen years of age, with an infantine uterus, and perfect hymen. The whole was evidently unconnected with impregnation, and the ovary must have been affected with præotia. See Order II. Gen. II. of the present Class.

In the *Trans. Medico-chir. Soc.* V. IV. 317. Mr. Barnes of Exeter gives a case of a tooth contained in a large tumour extracted from the socket of the eye of a young man of seventeen.

2. TUBALIS. Imperfect fetation occurring in the Fallopian tube.

*Graviditas tubalis. Sauv.*

---

GEN. III. ECCYESIS. See, for its etymology, the note on Gen. I. above. The disease is common to animals of various classes; and may occasionally be paralleled in the vegetable world; as in the disorder common to rose-plants, and known by the name of bed-



See *Littre*, Mem. de l'Acad. R. des Sçav. 1702. *Cyprian*. Dissert, de fetu ex tubâ exciso, 1700. *Haller*, in *Boerh.* v. 329. *Santorin* Obs. Anat. c. ii. *Trans. Soc. Med.-Chir.* I. 215.

3. ABDOMINALIS. Imperfect fetation occurring in the cavity of the abdomen.

See *Krohn*, Fetûs extra uterum hist. *Dentsch*; De graviditate abdominali. *Mem. Med. Soc. Lond.* III. 176. *Wrisberg*; *Observ. Anat.*

Found in an abdominal cyst in a male infant about fifteen months old; *Young*, *Medico-chir. Trans.* Vol. I. 241. "The child died after a tedious and painful illness." The body was opened, and the cyst examined: the substance it contained "had unequivocally the shape and character of a human fetus."

For want of a regular passage opening externally, the substance formed, often remains for many years in the extra-uterine nidus. *Walther* gives an instance of twenty-two years; *Geschichte* 4, *Berlin* 1778. *Bayle* a case of twenty-six years; *Phil. Trans.* 1677-1678, Vol. XII. The *Ephemera* of *Natural Curiosities*, one of forty-six years. *Cent. X. Obs.* 48.

After the death of the substance, sometimes local irritation takes place, when a part or the whole is absorbed: or more generally an abscess is produced, and it is discharged in separate morsels; sometimes *per anum*; sometimes by an artificial channel formed chiefly about the umbilicus or in the groin. In the former, see *Phil. Trans.* Vol. XLV. 1748, *Drake*. In the latter, see *Phil. Trans.* Vol. XXIV. 1704-5, *Sir Philip Sheppon*, p. 2099.

---

guar, produced by the deposit of a number of insect eggs, in a heap, chiefly those of the cynips *rosæ*, in the middle of a bud. The result is a fleshy mass, often as large as the size of a fist, covered all over with hair-like processes.



## GENUS IV.

## PSEUDOCYESIS.

Symptoms of pregnancy without impregnation; chiefly occurring on the cessation of the catamenia.

*Spurious Pregnancy.*

1. MOLARIS. The uterus irritated by a coagulum of blood or other fluid lodged in its cavity, often assuming a fibrous appearance.

Graviditas molaris. *Mauriceau. Sauv.*

Myle (*Μύλη*.) *Auct. Græc.*

Mola. *Auct. Lat.*

Mesket. *Arab.*

*False Conception. Mole.*

Frequently exhibiting on being discharged, hydatids or other vermicles. See, for examples, *Marcellus Donatus*, Lib. IV. cap. 25. *Journ. des Sçavans*, passim. *Ruysch. Obs.* 23, 29. *Thesaur.* III. VI. Evacuated during dancing, *Slevoght*, Diss. Fem. mol. labor. Jenæ, 1700.

2. INANIS. The uterus void of internal substance, and irritated by some unknown morbid action.

The disease is not uncommon; one of the most notorious cases in the present day is that of the pretended prophetess Joanna Southcott.

GEN. IV. PSEUDOCYESIS. For the etymology, see the note on Gen. I. above. The first species is accounted for by Mr. Hewson "from the blood's being without motion in the cavity of the uterus," and consequently coagulating. "Hence the origin of those large clots which sometimes come from that cavity; and which, when more condensed by the oozing out of the serum, and of the red globules, assume a fleshlike appearance, and have been called moles, or false conceptions." *Inquiries*, Part I. p. 27. From the same inaction probably the formation of what are called polypi of the uterus.



## CLASS VI.

### ECCRITICA.

DISEASES OF THE EXCERNENT FUNCTION.

---

### ORDER I.

#### MESOTICA.

AFFECTING THE PARENCHYMA.

Pravity in the quantity or quality of the intermediate or connecting substance of organs : without inflammation, fever, or other derangement of the general health.

---

CL. VI. ECCRITICA. Ἐκκρίτινα : from *εκκρίνω*, "secerno, exhaustio," "to secern or strain off, to drain or exhaust." The author has preferred this derivative to any other which *κρίνω* affords, as alike applicable to the secernment and absorbent systems. In the view which is here taken of these systems they bear nearly the same relation to each other as the veins and arteries : the action which commences with the one is carried forward into the other. The health of the general function consists in the balance of power maintained between the two ;—its disease in the disturbance of this balance. There may be undue secretion with healthy absorption ; undue absorption with healthy secretion ; or there may be undue or morbid absorption and secretion at the same time.

ORD. I. MESOTICA. Μέσος, Ionicè, μέσσος, "medius," whence μέσσοθι, μέσσοθεν, "in medio." This order might have been denominated *parenchymatica*, but that there are two objections to the term : the first is, that *παρα* is used in this compound in a different sense from its general signification in the present system : in the sense of *per* or *penitus*, instead of in that of *peripheram* ; and consequently the double signification would trench upon that simplicity which it is the direct object of the present nomenclature to maintain. The second objection is, that the word *parenchyma* (παρεγχυμα,) is formed



## GENUS I.

## POLYSARCIA.

Firm and unwieldly bulkiness of the body or its members, from enlargement of natural parts.

Polysarcia. *Sauv. et Auct. Recentior.*

Empimelium Polysarcia. *Young.*

Phœnigmus plethoricus. *Sauv.*

Dicke. *G.*

Corpulence. *F.*

Corpulency.

Vogel makes a disease of the opposite state of body, which he calls *ischnotis*, and defines "excessiva corporis gracilitas :"—"excessive slenderness of body;" but this can never perhaps run to a morbid extreme, unless arising from some species of marasmus.

1. ADIPŌSA. Bulkiness from superabundant accumulation of fat.

Polysarcia adiposa. *Sauv.*

Polysarcia faginosa. *Forest.*

Obesitas. *Darwin.*

Simen. *Arab.*

Feiste. *G.*

Grosse-panse. *F.*

Obesity.

---

upon a false hypothesis invented by Erasistratus, who first employed the term, and who held that the common mass or interior substance of a viscus is produced by concreted blood, strained off through the pores of the blood-vessels which enter into its general structure or membranes. See *Gal. Simpl. Med. I. 11.*

For the reason why physconia is not allowed a place in the present order, as also for the abandonment of the term altogether, see the note on Parabysma, Cl. I. Ord. III.

GEN. I. POLYSARCIA. Πολυσαρκία, "corpulentia," πολυσαρκος, "carnosus," "carne abundans." "Corpulency," says Dr. Darwin, II. ii. 3. 17, "may be called an anasarca, or dropsy of fat, since it must be owing to an analogous cause; that is, to the deficient absorption of fat compared to the quantity secreted into the cells that contain it." The reasoning is correct, but the term or expression "dropsy of fat" would be just as proper as "fatness of dropsy" to explain



α Generalis. Extending over the body and limbs.

Sennert mentions a woman, who at thirty six years of age weighed four hundred and eighty pounds avoirdupois ; and a man who weighed six hundred. Bright of Maldon weighed six hundred and sixteen pounds ; and Lambert of Leicester considerably more.

In the *N. Sammlung Medic. Wahrnehm.* III. 370, is the case of a man who weighed eight hundred pounds.—Carried off by a spontaneous salivation, *Eph. Nat. Cur.* Dec. III. ann. v. vi. obs. 65.—By a fright, *Samml. Medicin. Wahrnehmungen.* Band. VI. p. 444.

ς Splanchnica. Confined to the organs or integuments of the trunk.

*Physconia ab adipe subcutaneo.* 1° *Sauv.*

In these cases the abdominal viscera are more or less buried in masses of fat, and usually accompanied with scirrhus affections. In the one instance mentioned by Sauvages, the limbs and visage maintained a graceful elegance of shape: in others they wasted with gradual emaciation.

---

## GENUS II.

### EMPHYMA.

Glomeration in the substance of organs from the production of new and adscititious matter: sensation dull; growth sluggish.

---

anasarca. Each of the words has a distinct meaning, and should be restrained to that meaning alone: dropsy imports liquid bulkiness, fatness, solid bulkiness.

The immediate cause of fatness is doubtful, for we are not much acquainted with the mode by which animal oil is formed in the system. Dr. Beddoes ingeniously conjectured that one cause of its production is a diminution of oxygen in the animal frame. Fat, unquestionably, contains less oxygen than muscle, and porphyra *nautica*, or sea-scurvy, in which the oxygen is perhaps reduced to its smallest proportion, is never announced by meagreness, but fullness of



Excrescentiæ. *Sauv.*

Ecphyma. *Young.*

Tuber. *Parr.*

Tuberculum. *Plenck.*

Sila; (*Arab.*) whence silat “ganglion, glans indurata, struma.” The Persian term is amas, “aggregatio, glomeratio, tumor, inflatio:” the verb is amasiden “intumesco, aggrego;” the participle amasa “tumesceus, aggregans:” running directly parallel with the French “amasser,” and the English verb “to amass,” and probably derived from a common root.

Knote. *G.*

Tumour. *Abernethy.*

1. SARCÔMA. Tumour immoveable; fleshy and firm to the touch.

Lahm. *Arab.*

Sarcoma. *Sauv. Linn. Vog. Sag. Cull.*

Ecphyma Sarcoma. *Young.*

Sarcomatous Tumour. *Abernethy.*

α Vasculosum. Vascular throughout: texture simple: when bulky, mapped on the surface with aborescent veins. Found over the body and limbs generally.

habit, which is often its first symptom. It is observed by Dr. Trotter, that when a negro becomes rapidly corpulent, he never fails to fall a prey to sea-scurvy. According to Saussure and Humboldt, the atmosphere of high mountains contains less oxygen than that of lower regions, which explains why Condamine was attacked with scorbutic symptoms on the summit of Pinchina.

GEN. II. EMPHYMA. *Εμφύμα*: from *εμφύω*, “ingenero.” Phyma in the present system is limited to cutaneous tumours accompanied with inflammation. See Cl. III. Ord. II. Emphyma imports, in contradistinction to phyma, a tumour originating below the integuments, and unaccompanied with inflammation, at least in its commencement; while ecphyma, in Ord. III. of the present class, imports, in contradistinction to both, mere superficial extuberances, confined to the integuments alone. Phyma, however, as well as the term tumour, has been used in a very loose sense by medical writers, and even by nosologists; and made to signify a multitude of swellings that have no resemblance to each other, excepting in a preternatural hardness or prominence of the part in which they occur: see the note on phyma, Cl. III. Ord. II. The inconvenience of this generalizing diction has been forcibly pointed out by Mr. Abernethy in his valuable tract on Tumours; and Emphyma is here



*Common vascular, or organised Sarcoma. Abernethy.*

Often found of an enormous size in the scrotum, constituting the sarcocele, or hernia carnosae of authors. Negroes are peculiarly subject to this affection, and more frequently on the right than the left side. In one instance the tumour weighed 50lb. *Phil. Trans.* 1783. Vol. LXXIII. *Schotte.*

intended to run nearly parallel with Tumour, as explained in his definition of the term; and consequently to include, with a slight exception or two, the diseases which he has distributed under this head: the chief difference being in exchanging carcinoma for scirrhus in the genus sarcoma; the former, when importing an original disease, being regarded in the present system as constitutional, and consequently appertaining to Cl. III. Ord. IV. where it will be found under the term Carcinus; and when originating from an irritated and ulcerated simple scirrhus, belonging to the same class and order under the genus and species *Ulcus vitiosum*: to which the reader may turn. Carcinus, on account of its virulence, has been correctly placed last in the list by Mr. Abernethy; but scirrhus, in its simple state indolent and insentient, should be placed considerably higher, and hence is enumerated fifth in order under the present arrangement. The term encystis, and indeed the common names for its varieties, are drawn from Vogel, whose subdivisions are nearly parallel with those of our own countrymen, Dr. Aikin, Mr. Sharp, and Mr. Abernethy. Mr. Sharp regards ganglion "as an encysted tumour of the meliceris kind." The meaning is sufficiently clear, and the general idea sufficiently correct. *Kind*, however, is a loose word: they are both varieties of the same species, and are here arranged as such. The term *glomeration*, or "heaping into a ball," in the generic definition, is preferred to *protuberance* or *extuberance*, because some tumours or emphysemata lie so deeply seated below the integuments as to produce no prominence whatever, and are only discoverable by the touch.

The terms tuber, protuberance, and extuberance, have a primary reference to a similar affection in the vegetable world; which consists in those knobs or swellings which are so frequently met with on the trunks, and sometimes on the buds of trees; in the former case hard and fibrous; in the latter, for the most part fleshy and spongy; and in both produced by the deposit of new matter and the formation of new vessels; sometimes perhaps produced by local disease in consequence of a sudden change of weather, and sometimes by the irritating puncture of insects. They grow occasionally to an enormous size without the least injury to the tree on which they are situated: and are technically denominated *tubera lignorum*, or *tubera gemmarum*, according to their situation. In fruits, and particularly apples, we often meet with a similar affection,



- β *Adiposum*. Suetty throughout; inclosed in a thin capsule of condensed cellular substance; connected by minute vessels.

*Adipose Sarcoma. Abernethy.*

Found chiefly in the fore and back part of the trunk. In one case weighing 15lbs. when extirpated. *Abern.* p. 31.—In another 42lbs. *Journ. de Med.* XX. 551.—In a third 19lbs. dissected from the face. *Leske, Anserl. Abhandl.* I. p. 65.

- γ *Pancreaticum*. Tumour in irregular masses; connected by a loose fibrous substance, like the irregular masses of the pancreas.

*Pancreatic Sarcoma. Abernethy.*

Found in the cellular substance; but more usually in lymphatic glands: chiefly in the female breast.

- δ *Cellulosum*. Tumour cellulose or cystose: cells oval, currant-sized, or grape-sized, containing a serous fluid; sometimes caseous.

*Cystic Sarcoma. Abernethy.*

Found generally, but mostly in the thyroid gland, testis, and ovary. *Baillie Morb. Anat. Fasc.* VIII. pl. 8. fig. 1. *Abern. Obs.*

When in the thyroid gland it is called *Bronchocele*, *Botium*, or *Derbyshire-neck*. The cells are here numerous, the fluid often viscid, sometimes gelatinous. See *Baillie Morb. Anat. Fasc.* II. pl. 1.—Occurs, as a symptom, in *Cyrtosis Cretinismus*, Cl. III. Ord. IV. Gen. IV.

- ε *Scirrhusum*. Hard, rigid, vascular infarction of glandular follicles; indolent, insentient, glabrous; sometimes shrinking and becoming more indurated.

*Scirrhus Sarcoma. Abernethy.*

When irritated tending to a cancerous ulcer. See Class III. Ord. IV. *Ulcus*.

Found in glandular structures, chiefly those of the secernent system. In one instance, on the

2. 1. α *E. Sarcoma Vasculosum*. The term *vasculosum* is here preferred to *vasculare*, as the suffix *osus* is uniformly augmentative or intensive; and in the present instance, therefore, imports not only vessels, but numerous vessels. For the same reason *cellulosum* and *tuberculosum* are preferred to *cellulare* and *tuberculare*.



breast, which was almost entirely scirrhus, and weighed 64lbs. *Leske, Auserlesene Abhandlungen. I. Th.*

- § **Mammarium.** Tumour of the colour and texture of the mammary gland; dense and whitish; sometimes softer and brownish: often producing, on extirpation, a malignant ulcer with indurated edges.

*Mammary, or mastoid Sarcoma. Abern.*

Found in various parts of the body and limbs.

- ⁂ **Tuberculosum.** Tumour tuberculose; tubercles firm, round, and clustering; pea-sized or bean-sized; yellowish, or brownish-red; when large, disposed to ulcerate, and produce a painful, malignant, and often fatal sore.

*Tuberculate Sarcoma. Aberneth.*

Found chiefly in the lymphatic glands of the neck; often, simultaneously, in other glands and organs. *Aberneth. p. 47. Baillie, Morb. Anat. Fasc. V. pl. 2.*

- **Medulläre.** Tumour of a pulpy consistence, and brain-like appearance; whitish; sometimes reddish-brown; when large, apt to ulcerate; and produce a sloughing, bleeding, and highly dangerous sore.

*Medullary Sarcoma. Aberneth.*

See *Baillie Morb. Anat. Fasc. VIII. pl. 7.*

Found in different parts, chiefly in the testes; at times propagating itself along the absorbent vessels to adjoining organs.

2. **ENCYSTIS.** Tumour moveable: pulpy, often elastic to the touch.

*Encystis. Vog. Parr.*

*Lupia. Sauv. Cull.*

*Encysted Tumour. Sharp. Aikin. Abernethy.*

*Wen.*

- α **Steatóma.** An encysted extuberance containing a fatty or suetty substance, apparently secreted from the internal surface of the cyst.

*Steatoma. Sharp.*

Found over most parts of the body; and weighing, from a drachm or two, to twenty or thirty pounds;—in one instance, described by Rhodius, sixty pounds.

- ς **Atheróma.** Encysted extuberance containing a mealy



or curd-like substance, sometimes intermixed with harder corpuscles; apparently secreted as the last.

Found, of different sizes, over most parts of the body.

Molluscum. *Willan.*

- γ Meliceris. Encysted extuberance, containing a honey-like fluid.

Found, of different sizes, over most parts of the body.

- δ Gánglion. Encysted extuberance containing a colourless fluid; the extuberance fixed upon a tendon.

Testúdo. Encysted extuberance containing a fluid readily hardening into horn or nail; and especially when protruded externally upon an ulceration of the surrounding integuments.

Testudo. *Vogel.*—See also *Aberneth.* p. 90, and *Sir Everard Home's* Cases of horny excrescences from the human body.

4. Exostósis. Tumour inelastic; often immovable; hard and bony to the touch.

Exostosis. *Sauv. Sag. Linn. Cull.*

Ostea. Immovable; protuberant; seated on the substance of a bone.

Sometimes excrescent, and composed of bony spicula resembling crystallizations. Sometimes exquisitely hard and glabrous, resembling ivory. Both found chiefly in the bones of the cranium. See *Baillie Morb. Anat. Fasc. X. Pl. 1. fig. 1. 2.*

- β Periosteá. Immovable; protuberant; from bony enlargement of the periosteum.

Node.

- γ Péndula. Bony tumour "hanging pendulous into a joint." *Abernethy on Tumour*, p. 102.

- δ Exótica. Bony tumour movable or immovable, seated in some fleshy part of the body. See *Abernethy*, ut supra. Perhaps only a variety of *osthexia infarciens*; for which see the next genus.

Several of these varieties, or rather dispositions to an undue secretion of ossific matter, appear occasionally to depend upon some disorder of the chylipoietic viscera. See *Aberneth.* "On Diseases resembling Syphilis," p. 85.



## GENUS III.

## PAROSTIA.

Bones untempered in their substance ; and incapable of affording their proper support.

Nekes. *Arab.* Literally "os emedullatum ;" "os enervatum."

1. FRAGILIS. Substance of the bones brittle and apt to break on slight exertions, with little or no pain.

*Fragilitas ossium.* *Auct. Var.*

*Fragile vitreum.* *Auct. Var.*

Most frequently an attendant on advanced age. Found also, at times, as a symptom in lues, struma and porphyra: occasionally a sequel of small-pox ; *Balthazaar*, *Chirurgische Wahrnehmungen*.—In one instance ascribed to a more than usual portion of medullary oil : *Saillant*, *Hist. de la Société Royale de Medicine*. Tom. VII. p. 316.

2. FLEXILIS. Substance of the bones soft ; and apt to bend, and become crooked on slight exertions with little or no pain.

*Malacostéon.* *Vog.*

*Mollities ossium.* *Auct. Var.*

GEN. III. PAROSTIA. From *παρά*, "perperam," in which sense it is always used in the present work, and *οστέον*, "os, ossis." The genus is new, but seems called for : and the species evidently depend upon an inaccordant secretion of the earth of bones compared with their other principles : this being redundant in the first, and deficient in the second. In advanced age, the secretion of animal oil is apt to fail before that of animal earth ; while, not unfrequently, we find this last existing in organs which give few or no proofs of it in earlier life. Hence the blood-vessels become not merely rigid, but in some cases ossific, and the bones more hard and fragile. The author was once present at a church, in which a lady of nearly seventy years old, in good general health, broke both the thigh-bones in merely kneeling down ; and on being taken hold of to be carried away, had an os humeri also broken without any violence, and with little pain. It was in the winter season, and the cold might have added to the general rigidity. Under the influence of a warm bed, and a diluting regimen, the bones united in a few weeks.



Osteosarcosis. *Macb. et Auct. Alior.*

Spina ventosa. *Auct. Var.*

Found also, occasionally, as a symptom in porphyra, diabetes, and some species of colic. See various cases in *Phil. Trans.* by *Bevan, Pott, Hosty, Pringle*; as also *Gooch, Surg.* p. 178: and *Bromfield, Chirurgical Observations*.—Found at times in new-born infants, more or less general.—Universal, with perversion of most of the bones; *Morand, Histoire de la Maladie singulière et de l'examen du cadavre d'une femme (Sapiot) devenue tout-à-fait contrefait par une ramollissement general des os.* Paris, 1752.—In a young man of seventeen; *Thomason, Jour. de Medicine, Tom. XLIII.*—In a lioness; *Eph. Nat. Cur. Dec. I. ann. ii. 6.*—In an ox (ribs;) *Bircherod, Act. Maris Balthici, 1707.*

## GENUS IV.

### O S T H E X I A.

Soft parts more or less indurated by a superfluous secretion and deposit of ossific matter.

Ossificatio. *Plouquet.*

Lithiasis in corporis partibus. *Cull. Cat. gen. omiss.*

1. INFARCIENS. Ossific matter deposited in nodules, or amorphous masses in different parts or organs.

In the lungs; *Baillie, Morb. Anat. Fasc.*

2. *Parostia flexilis.* An analysis of the vertebræ, by Dr. Bostock, in the case of an adult female, who died of a mollities ossium, indicated that the earthy matter was only one-eighth part of the entire weight of the bone, instead of amounting to more than half, which Dr. Bostock estimates to be its common proportion in a state of health. *Medico-chir. Trans. Vol. IV. p. 42.*

In the *Transactions of the Medical Society of London, Vol. I. p. 169*, is a singular case furnished by Mr. Norris, in which the earthy matter of nearly half the entire scalp of a woman aged fifty-one, was gradually carried off by a morbid action of the neighbouring absorbents, operating at different points, and producing a great multitude of distinct holes or foramina, so as to give the cranium, after death, the appearance of a sieve. The diseased action was, in every part, accompanied with a superincumbent inflammation, pro-



II. pl. 6.—In the substance of the heart, weighing 2 oz.; *Burnet*, Med. Pract. III. 254.—In the thymus gland; *Act. Med. Berol.* Vol. I. Dec. iii. p. 28.—In the thyroid; *Contuli*, de Lapid.—In the parotid; *Plater*, Obs. Lib. III. 707.—Sublingual; common.—In the deltoid muscle; *Russe*, in Blegny Zodiac, 1680.—In the trachea, contracting its passage; *Kirkring*, Spicileg. Anat. Obs. 27.—In the dura mater; *Baillie*, Fasc. X. Pl. 4.

2. IMPLEXA. Ossific matter deposited in concentric layers in the tunics of vessels or membranes, rendering them rigid and unimpressible.

α Aortæ. Ossification of the aorta.

With a considerable portion of the right ventricle and right auricle of the heart. *Baillie*, Fasc. V. Pl. 2.

Valves ossified without palpitation or dyspnœa. *Morgagni*, De Sed. et. Caus. ep. xxiii. 11.

Descending trunk wholly ossified. *Genga*, Anat. chirurg. *Buckner*, Miscel. 1727. p. 305.

Ascending and descending trunks wholly ossified, compelling to an erect position; *Guattani*, De Aneurism.

β Membrænea. Ossification of membranous or connecting parts.

ducing tumours in the scalp which were regularly opened, and discharged the contained pus. The only cause that could be traced was a fall down the cellar stairs about four months before the commencement of the above symptoms, by which the patient struck her forehead against a heap of wood; but from which she did not at the time appear to derive any serious mischief.

Mr. Taunton has, among his preparations, the humerus of a man which to a considerable extent is reduced to a mere cartilage, and was so for a long time during life: the whole of the earthy matter having been absorbed, and consequently the bone capable of being bent in any direction.

GEN. IV. OSTHEXIA. From *οστεος*, "osseous or bony," and *εξίς*, "habitus," "habit." Ossific diathesis, or idiosyncrasy. This morbid affection has been seldom duly attended to in nosological arrangements. It does not occur in Dr. Cullen's classification, but he notices it in his catalogue of Omitted Diseases, as one of those that ought not perhaps to have been omitted. Plouquet has arranged only a very few of the writers on the subject under the article *Os*.



Of the pleura; *Baillie*, Fasc. II. Pl. 3.

General ossification of tendons, membranes, cartilages and ligaments. *Pecklin*, Lib. II. Obs. 40.

γ Complicata. Ossification of different parts simultaneously.

Thoracic duct, ileum, and other abdominal organs, *Cheston*, Phil. Trans. 1780. Vol. LXX.

---

## ORDER II.

### CATOTICA.

#### AFFECTING INTERNAL SURFACES.

Pravity of the fluids, or emunctories that open into the internal surfaces of organs.

---

### GENUS I.

#### HYDROPS.

Pale, indolent, and inelastic distention of the body, or its members, from accumulation of a watery fluid in natural cavities.

Hydrops. *Boerhaave*. *Macbr.* *Young*.

Hypopres. *Cull*.

---

ORD. II. CATOTICA. From *κατω*, "infra:" whence *κατωτερος* and *κατωτατος*, "inferior and infimus."

GEN. I. HYDROPS, *ὑδρωψ* and *ὑδρος*. There is no genus of diseases which has been more awkwardly handled by the earlier nosologists than the present. The term hydrops does not occur in *Sauvages*, *Linnéus*, or *Sagar*, and only once in *Vogel* in the compound hydrops *scroti*. *Linnéus* connects *anasarca* and *ascites*, with *tympanites*, *polysarcia* and even *graviditas*, into one ordinal division, which he entitles *TUMIDOSI*, and of which these constitute distinct genera. *Sagar* arranges all the same under the ordinal division of *cachexiæ*. *Vogel* pursues the same plan with the omission of *graviditas*, which he does not choose to regard as a *cachexy*. *Sauvages*



Phlegmatia. *Parr.*

Estiska. *Arab.*

Wassersucht. *G.*

Hydropsie. *F.*

*Dropsy.*

1. CELLULARIS. Cold, and diffusive intumescence of the skin, pitting beneath the pressure of the finger.

α Totius corporis. Extending through the cellular membrane of the whole body.

Anasarca. *Galen, et Auct. Recentior.*

Hyposarcidius (ὑποσαρκιδίος) *Hippocr.*

Leucophlegmatia. *Cæl. Aur.*

Hydropsie générale. *F.*

*General Dropsy.*

6 Artuum. Limited to the cellular membrane of the limbs; chiefly of the feet and ancles, and, mostly, appearing in the evening.

Phlegmatia. *Sauv.*

Œdema. *Auct. Var.*

Œdématie. *F.*

*Edema.*

Either species found also, occasionally, as a symptom, in general debility from fever or other causes; in suppressed catamenia, or other habitual evacuations; in pregnancy; or a suppressed eruption of exanthems.

employs the term *hydropes*, but only in connexion with *partiales*, so as to restrain it to local dropsies; so that with him ascites is a *hydrops*; but anasarca is not a *hydrops*, and does not even belong to the same order; it is an *intumescencia*, under which, as in the arrangement of Linnæus, it is united with *polysarcia* and *gravitidas*, while *hydrops thoracis* is an *anhelatio*, and occurs in another volume. Dr. Cullen has certainly, and in a very considerable degree, improved upon his predecessors in this department. After Sauvages, he takes *INTUMESCENTIÆ* for the name of his order: but divides it into the four sections of *adiposæ*, *flatusosæ*, *aquosæ vel hydropes*, and *solidæ*: while under the third section (the *aquosæ vel hydropes*) he introduces all the family of dropsies, whether general or local; instead of sending them, with those who preceded him, to different quarters. It would, however, have been a much greater improvement, and have added to the simplicity he aimed at, to have employed *hydrops* as a generic, instead of *hydropes* as a tribal or family term; and the only evil we should then have had to complain of, would be the use of *INTUMESCENTIÆ* as an ordinal banner, for diseases that have no possible connexion whatever, nor any kind of resemblance, except in an enlargement of external parts. It is to



2. *Dyspnoica*. Edematous swelling of the feet; stiffness and numbness of the joints; the swelling rapidly ascending to the belly, with severe and, mostly, fatal dyspnœa.

*Anasarca cacotrophica*. *W. Hunter*, Essay on Diseases incident to Indian Seamen.

2. *CAPITIS*. Edematous intumescence of the head; the sutures of the skull gaping.

*Hydrops capitis*. *Young*.

*Hydrocephalus*. *Sauv. et Auct. Recent.*

*Hydrocéphale*. *F.*

*Dropsy of the Head*.

Contained twenty-four pounds of liquid, *Eph. Nat. Cur.* Dec. III. ann. i. obs. 10.—Continued twenty four years, *Id.* Cent. I. II. obs. 29.—Thirty years, *Van Swiet.* ad. § 1217. *Boerh. Aph.*—Twenty-nine years, with natural pupil, appetite, and sound memory, *Michaelis*, *Med. Communic.* I. p. 25.

In this species the fluid never jellies; for the lubricating fluid secreted naturally into the ventricles of the brain is equally destitute of this property. "I never saw it jelly even when exposed to heat." *Hewson* on the Lymph. Syst. Part II. 193.

3. *SPINÆ*. Soft, fluctuating exturberance on the spine; gaping vertebræ.

Boerhaave that we are first indebted for the use of hydrops as employed in the present method; and he has been followed by Dr. Macbride and Dr. Young with a just appreciation of his correctness.

1. *Hydrops cellularis*. The fluid discharged upon tapping is often of different kinds, not merely from different organs, but, in different cases, from the same organ: being sometimes nearly as thin as water, and not coagulating when exposed to heat, which only renders it turbid, while at other times it flows in a viscid or ropy state, and accords, upon exposure to heat, with the natural serum of the blood. The causes of dropsy must, therefore, be different in different cases. Increased secretion, impeded absorption, or the rupture of a lymphatic vessel, may each of them form a cause of itself: but in all these instances the fluid should be only an accumulation of that which naturally moistens the cavity from which it is discharged. Morbid collections of water must proceed from some other cause; probably from the exhalant arteries being themselves so altered by disease as to change the properties of the fluid which passes through them; or the general mass of blood being so attenuate, or



Hydrorachitis. *Sauv. Cull.*

Spinola. *Linn.*

Spina bifida. *Vog.*

Mostly congenital: but sometimes produced in adults. 'See *Warner's Cases in Surgery*.—Occasionally accompanied with hydrops capitis.

Congenital: the child alive at five years old, *Titsing apud Van Swieten*, ad. § 1218.

4. THORACIS. Sense of oppression in the chest; dyspnœa on exercise or decumbiture: livid countenance; urine red and spare; pulse irregular; edematous extremities; palpitation and sudden startings during sleep.

Hydrops pulmonis (ὑδρῶς πνευμονος.) *Hippocr. II. De Morb.*

Hydrops pectoris. *Auct. Var.*

Hydrothórax. *Gorter. Sauv. Cull. et Alior.*

Wassersucht des Brust. *G.*

Hydropisie de poitrine. *F.*

*Dropsy of the Chest.*

Sixteen pints found lodged; *Act. Nat. Cur. Vol. V. obs. 34.*

In the pericardium found four pounds of ichorous, sanguineous, and purulent fluid; *F. Hildan. Cent. I. obs. 43.*

Several of the preceding symptoms are given on the authority and accurate observation of the author's friend Sir L. Maclean of Sudbury. See his valuable "Enquiry into the nature of Hydrothorax," p. 5. Dr. Cullen has rightly rejected those *species* as they are called, but which

in other respects vitiated, as to affect the secretion. In the last case, dropsy is not a primary disease, but the consequence of some other, generally perhaps of a morbid liver, spleen, or lungs. See, on this subject, Mr. Hewson's valuable remarks in his *Description of the Lymphatic System*, Ch. xiii.

It is observed by Mr. J. Hunter, that "a disease often produces such weakness as to destroy itself:" in other words, that the morbid action ceases from debility. It sometimes happens, however, that the strength of the system is completely worn out at the same time, and the patient dies notwithstanding the disease has given way. This is particularly exemplified in the first, fourth, and fifth of the ensuing species: for there are, perhaps, few practitioners but have seen at times a sudden cessation of these diseases, an evident absorption of the water existing in the affected organ, greater



ought rather to be called *varieties* of Sauvages, which, whether they exist or not, can never be ascertained by the symptoms, as hydrops mediastini, pleuræ, pericordii, hydatidosus.

Found also, occasionally, as a sequel on fevers, or repelled cutaneous eruptions.

Cured by tapping, *Moreland*, Phil. Trans. Vol. LVI. 1766.—Another successful use of the same operation in *Purman*. Chirurgischen Lorbeerkrantz, &c.—427 lb. of fluid evacuated by tapping within ten months, *Morand*, Vermischte Schriften, Band II.—150 lb. evacuated at once, *Tozzetti*, Racolta prima, &c. n. 1. Within twenty-five years, by 80 tapplings, evacuated 6,631 pints; in one year alone 495 pints, *Aus. Ab. für pract Aerzte*, Band XI. p. 659.

The fluid commonly, perhaps always, jellies upon exposure to heat.

5. ABDOMÍNIS. Tense, heavy, and equable intumescence of the whole belly, distinctly fluctuating to the hand upon a slight stroke being given on the opposite side.

Hpdrops abdominis. *Auct. Var.*

Askites. *Trallian.*

Ascites. *Sauv. Linn. Cull. et Alior.*

Heben. *Arab*

Wessersucht des bauches. *G.*

Ascite. *F.*

*Dropsy of the belly.*

α Aiónica. Preceded by general debility of the constitution. Often the result of scurvy, or fevers of various kinds.

β Parabysmica. Preceded by or accompanied with oppilation or indurated enlargement of one or more of the abdominal viscera.

γ Metastática. From repelled gout, exanthems, or other cutaneous eruptions.

freedom of breathing, and even regularity of pulse; while the general weakness has been so considerable that the vital powers have been incapable of permanently rallying, and the patient has died a few days afterwards.

1. γ *H. cellularis Dyspnoica*. This very severe and singular variety is taken from Mr. W. Hunter's Essay, published at Bengal, folio, 1804. The disease appeared with great frequency among the Lascars in the Company's service in 1801. Its attack was sudden,



Gmelin informs us, that abdominal dropsy is treated with great success in Siberia by a decoction of the drastic herb named by Linnéus *cimicifuga fætida*, from its being offensive and poisonous to the insect from which it takes its name. *Flor. Sib.* iv. 183.

In the second variety the viscus most frequently affected is the liver; the gall-bladder of which is often enormously enlarged and turgid. See *Phil. Trans.* 1710-12. Vol. XXVII. *Yonge*, Mem. de Paris, 1701, p. 103. *Du Verney*, Act. Erud. *Lips.* 1713. In the last, the bladder weighed ten pounds twelve ounces, had no meatus, contained various tunics, and was filled with a coffee-like liquor.

The substance of the liver is often found loaded with hydatids. In one instance it weighed twelve pounds. *Gooch's Cases*, &c. p. 170.

The quantity evacuated by paracentesis has amounted to 68 lbs.; *Ephem. Nat. Cur.* Dec. I. ann. ix. x. obs. 102.—The operation performed forty-six times, *Nov. Act. Cur.* Vol. V. obs. 44.—Patient cured after twelve operations, *Commen. Lit. Nord.* 1735.

It has often been naturally cured by some vicarious discharge: the most common are profuse perspiration and diarrhœa.

6. OVARIUM. Heavy intumescence of the iliac region on one or both sides; gradually spreading over the belly; with obscure fluctuation.

Hydrops ovarii. *Young.*

Ascites ovarii. *Saw. Parr.*

Ascites saccatus. *Cull.*

*Dropsy of the Ovarium.*

7. TUBALIS. Heavy, elongated intumescence of the iliac region, spreading transversely; with obscure fluctuation.

---

and its course so rapid, that it frequently killed the patient in two days. From the description, it does not seem to have been connected with a scorbutic diathesis: and Mr. Hunter ascribes it to the concurrent effect of breathing an impure atmosphere, suppressed perspiration, want of exercise, and a previous life of intemperance. All these must, unquestionably, have been auxiliaries, and formed a remote cause, but the immediate cause remains still unexplained.



*Dropsy of the Fallopian tube.* Baillie, Morb. Anat. Fasc. IX. pl. 8. fig. 1.

8. UTERI. Heavy, circumscribed protuberance in the hypogastrium, with obscure fluctuation; progressively enlarging, without ischury or pregnancy.

Hydrops uteri. Sennert. Young.

Hydrometra. Sauv. Sag. Cull.

Wassersucht des mutter. G.

Hydropisie de matrice. F.

*Dropsy of the Womb.*

9. SCROTI. Soft, semitransparent, pyriform intumescence of the scrotum; progressively enlarging, without pain.

Hydrops scroti. Young.

Hydrocele. Heister. Sharp. Cull.

Oscheocele. Sauv.

Oscheophyma. Sag.

Hernie fausse. F.

*Dropsy of the Scrotum.*

- α Vaginālis. The fluid contained in the tunica vaginalis, or surrounding sheath of the testis.

Hydrocele. Vog.

Hydrocele saccata. Auct. Var.

- β Cellulāris. The fluid contained in the cellular membrane of the scrotum.

Hydrops scroti. Vog.

## GENUS II.

### EMPHYSEMA.

- Elastic, and sonorous distention of the body or its members, from air accumulated in natural cavities.

GEN. II. EMPHYSEMA. Ἐμφυσήμα, from φυσᾶω, "inflo," "flatu distendo." There is some doubt by what means the air is produced in various cases in which it is found in great abundance; for we cannot always trace its introduction from without, nor ascribe it to a putrefactive process. "In one instance (observes Mr. J. Hunter) I have discovered air in an abscess which could not have been received from the external air; nor could it have arisen from putrefaction." Anim. Econ. p. 207. The case is singular, but too long



Emphysema. *Gal. Dioscor. Young. Parr.*

Windige wassersucht. *G.*

*Inflation.*

*Wind-dropsy.*

1. CELLULARE. Tense, glabrous, diffusive intumescence of the skin, crackling beneath the pressure of the finger.

Emphysema cellulare. *Young.*

Emphysema pneumatosis. *Parr.*

Pneumatosis. *Sauv. Cull.*

Empneumatosis. *Cæl. Aurel.*

Sarcites flatuosus. *Smetii.*

α A vulnere. From a wound of the thorax.

Pneumatosis à vulnere. *Sauv.*

Pneumatosis traumatica. *Cull.*

ς A venéno. From fish-poison or other venom.

Pneumatosis à veneno. *Sauv.*

Pneumatosis venenata. *Cull.*

2. ABDÓMINIS. Tense, light, and equitable intumescence of the whole belly; distinctly resonant to a stroke of the hand.

Hydrops siccus et flatulentus. *Hippocr. Fæsi. Aph. ii. § 4.*

Tympania. *Galen.*

Tympanita. *Sennert.*

Tympanites. *Sauv. et Auct. Recentior.*

Emphysema tympanites. *Parr.*

Emphysema tympaniticum. *Young.*

Windige wassersucht des bauches. *G.*

Tympanite. *F.*

*Tympany.*

The tympanites *intestinalis* of authors, like the meteorismus of Sauvages, is a variety, sometimes only a symptom, of dyspepsy, worms, hysteria, or some other disease affecting the intestinal canal.

The very singular case of Margaret Dog, related by Dr.

---

to be copied. From this and various other circumstances, Mr. H. adopted the opinion that air is often secreted by animal organs, or separated from the juices which are conveyed to them: and he appeals, in confirmation of this opinion, to the experiments of Dr. Ingenhouz upon Vegetables. The experiments of Count de Müllly on the human body in favour of the same opinion, published in the Berlin Transactions for 1777, are not to be depended upon; as Dr. Pearson has since shown that they were made without sufficient care.



A. Munro in the *Edin. Med. Essays*, Vol. I. xxxi. seems to have been of a mixed character, a real tympany, with irregular inflations of different parts of the alvine channel.

Found, also, occasionally, in the last stages of enteritis, and several species of hernia, from evolution of air in consequence of putrefaction.

3. UTERI. Light, tense, circumscribed protuberance in the hypogastrium; obscurely sonorous; wind occasionally discharged through the mouth of the uterus.

Physometra. *Sauv. Sag. Cull.*

Hysterophyse. *Vog.*

Emphysema uterinum. *Young.*

Inflatio uteri. *Sennert.*

Windige wessersucht des mutter. *G.*

Tympanite de la matrice. *F.*

*Tympany of the Womb.*

## GENUS III.

### PARURIA.

Morbid secretion or discharge of urine.

1. INOPS. Destitution of urine; without desire to make water or sense of fulness in any part of the urinary track.  
Ischuria notha. *Sauv.*

GEN. III. PARURIA. From *παρά*, "perperam," and *ούρω*, "mingo." The genus is intended to include the ischuria, dysuria, pyuria, enuresis, and diabetes of authors; which, like the various species of the preceding genus, lie scattered, in most of the nosologists, through widely different parts of the general arrangement. Thus, in Cullen, diabetes occurs in Cl. II. Ord. III. NEUROSES, SPASMI: enuresis in Cl. IV. Ord. IV. LOCALES, APOCENOSES: and ischuria, and dysuria in Cl. IV. Ord. V. LOCALES EPISCHESES. All these form a natural group: and the two last have characters scarcely diversified enough for distinct species, instead of forming distinct genera. *Dysuria* might have served well enough as the generic term for the whole; but as it has been usually limited to the third species in the present arrangement, the author has thought it better to propose a new term, than to run the risk of confusion by retaining the old term in a new case.

3. *ε. P. Stillatitia Helminthica.* This variety is given upon the authority of Mr. Lawrence's very singular case inserted in the *Me-*



Often the result of renal inflammation or paralysis; but sometimes a genuine idiopathic affection. Parr relates a case, that occurred in his own practice, in which no urine was apparently secreted for six weeks; at the end of which time the discharge returned spontaneously. See his article *ISCHURIA*: as also various similar cases in the *Phil. Trans.* particularly Mr. Richardson's of a boy who never secreted urine.

2. *RETENTIÓNIS*. Urine totally obstructed in its flow; with a sense of weight or uneasiness in some part of the urinary track.

*Ischuria*. Paul. *Æginet. Sauv. Cull. Plouquet.*

*Esr. Arab.* It is also applied to the next species.

*Retention d'urine. F.*

*Stoppage of Urine.*

- α Renalis*. Pain and sense of weight in the region of the kidneys; without any swelling in the hypogastrium.

*Ischuria renalis. Sauv. Cull.*

Sometimes accompanied with suppurative inflammation, and enormous enlargement of the organ. Purulent, and weighed 14lb. *Cabrolit, Observ. n. 28.*

Sometimes accompanied with parabysma or coacervation, and still larger. Weighed 25lb. *Commerc. Later. Nor. 1737, p. 326.* Another case, same weight, *Hist. de l'Academie des Sciences, 1732, p. 45.*

The kidney sometimes emaciated, and strikingly small. Weighed exactly a drachm, *Warthon Adenographia, p. 96.*

- β Ureterica*. With pain or sense of weight in the region of the ureters.

*Ischuria ureterica. Sauv. Cull.*

---

*dico-Chirurg. Trans. vol. ii. p. 382.* The patient was a female aged 24: had long laboured under a severe irritation of the bladder, which was ascribed to a calculus. She at length discharged three or four worms of a non-descript kind, and continued to discharge more, especially when the discharge was aided by injections, or the catheter remaining in the urethra for the night. The evacuation of these animals continued for at least a twelve-month: Twenty-two were once discharged at a time; and the whole number could not be less than from 800 to 1000. A smaller kind was also occasionally evacuated. The larger were usually from four to six inches in length; one of them measured eight; slender in the middle; fili-form at the extremities; thicker in the inter-spaces: they were soft



γ Vesicalis. With protuberance in the hypogastrium; frequent desire to make water; and pain at the neck of the bladder: sometimes at the end of the penis.

Ischuria vesicalis. *Sauv. Cull.*

δ Urethralis. With protuberance in the hypogastrium; frequent desire to make water, and a sense of obstruction in the urethra, resisting the introduction of a catheter.

Ischuria urethralis. *Sauv. Cull.*

The retention has often continued from a week to a fortnight. See *Eph. Nat. Cur. passim. Cornarus Obs. n. 21.* Paullini gives an instance of habitual retention, without injury. *Cent. ii. obs. 26.* A protracted case in *Haller, Bibl. Med. Pr. ii. p. 200,* of twenty-two weeks. In *Marcellus Donatus, lib. iv. cap. 27, 28,* six months: but these were probably cases of paruria inops, through a considerable period of these long intervals.

Sometimes the retained urine has regurgitated through the ureters: *Petit, Traité, &c. Oeuvres Posthumes, Tom. iii. p. 2.*

Occasionally the quantity retained has amounted to eight or nine pints. *Bird, Medical Observ. and Inq. vol. v.* In one instance to sixteen pints. *Vildé, Journ de Med. Tom. xlvii. p. 134.*

3. STILLATITIA. Painful and stillatitious emission of urine.

Stranguria (Στραγγουρία.) *Paul. Ægin. et Auct. Græc.*

Dysuria. *Sauv. Linn. Vog. Cull.*

Harnstrange. *G.*

Dysurie. *F.*

Strangury.

α Spasmodica. From spasmodic constriction of the sphincter, or some other part of the urinary canal, catenating with spasmodic action in some adjoining part.

Dysuria spasmodica. *Cull.*

Dysuria hysterica. D. rachialgica. D. diabetica. D. nephralgica. *Sauv.*

β Ardens. From spasmodic constriction excited by the external or internal use of various stimulants, as acrid

---

when first voided, and of a yellowish hue. For the most part they were discharged dead.



foods, or cantharides; accompanied with a sense of scalding as the urine is discharged.

Dysuria ardens. *Cull.*

Dysuria arsuræ. D. primaria. *Sauv.*

γ Callōsa. From a callous thickening of the membrane of the urethra: the stricture permanent. *Baillie Morb. Anat. Fasc. viii. pl. 5.*

δ Mucōsa. The urine intermixed with a secretion of acrimonious mucus, of a whitish or greenish hue.

Frequently a sequel of gout, lues, or blenorrhœa: sometimes produced by cold, and in this case forming the catarrhus vesicæ of various authors; so denominated from its being conceived that the bladder and urethra are affected in the same manner as the nostrils in a coryza. Where the stricture is permanent and very narrow, ulceration and fistulæ in perinæo are frequent results.

Dysuria mucosa. *Cull.*

Pyuria mucosa. P. viscida. *Sauv.*

Glus. *Linn.*

Catarrhus vesicæ. *Auct. Var.*

The one or other of the varieties found also occasionally, or as a symptom, in inflammation of the urinary organs, several species of lithia, and compression from local tumours, retroversion of the uterus in pregnancy, or descent of the child's head in labour.

ε Helminthica. Accompanied with a discharge of worms of a peculiar kind.

ζ Polyposa. The bladder or urethra, or both, obstructed by the formation of a polypous excrescence; sometimes shooting to the external extremity.

See *Baillie, Morb. Anat. Fas. vii. pl. 4.*

4. MELLITA. Urine discharged freely, for the most part profusely; of a sweet smell and taste; with great thirst, and general debility.

4. P. Mellita, (διαβήτης, "a siphon," from διαβαίνω, "transeo.") Diabetes, among the Greek and Roman, and indeed among modern physicians till the time of Willis, imported simply immoderate flow of urine: the secretion of saccharine urine never having been noticed till his day: and hence, in Sauvages, it signifies equally immoderate flow of urine from hysteria, gout, fever, spirituous potation; or urine combined with saccharine matter. Now the only relation which the last has to the rest is that of its being usually secreted in a preternatural quantity: but as this, though mostly, is not always



Diabetes. *Plouquet.*

Diabetes Anglicus. *Saw.*

Diabetes Mellitus. *Cull. Cricht. et Auct. Alior.*

the case, it has no pretence whatever to the name of diabetes, and ought to form a distinct division. Or if the name of diabetes be applied to it, it should be given to it exclusively. Dr. Young, who retains the name in the latter sense, and employs it as that of a genus, justly allows but one species to the genus, diabetes *mellitus* of Cullen; and describes the diabetes *insipidus* of Cullen under the genus and species of hyperuresis *aquosus*. There is great doubt whether this last ever exists as an idiopathic affection. Cullen himself indeed candidly expresses the uncertainty of his mind upon this subject; almost all the cases of diabetes of late times, he observes, exhibit saccharine urine, "ita ut dubium sit, an alia diabetis idiopathica et permanentis species revera detur." If such should be found, it will probably be nothing more than a variety of the next species in the present arrangement, paruria *incontinens*.

Diabetes, then, seems properly arranged as a species of paruria, and the common essential name of *mellita* cannot well be exchanged for a better. Parr has made diabetes a species of a genus, which he calls apocénosis, including vomiting, purging, immoderate sweat, salivation, matted hair, and various other affections which have little natural connexion with each other: and hence diabetis *mellitus* sinks into a mere variety of this generic and incoherent cluster.

Concerning the cause of this extraordinary affection we are still considerably in the dark. The two principal hypotheses that have been started are contained in the following extract from Mr. Cruickshank. "In the diabetes it has been supposed that the chyle flows retrograde from the thoracic duct into the lymphatics of the kidney; from them into the cryptæ, so into the tubuli uriniferi, thence into the infundibula pelvis, ureter, and so into the bladder. This opinion is mere supposition, depending on no experiments; and, besides that all such opinions should be rejected, why should the chyle flow retrograde in the lymphatics of the kidney, and not in the lacteals themselves? And why are not the feces fraught with a similar fluid as well as the urine? The arteries of the kidneys are, on these occasions, preternaturally enlarged, particularly those of the cryptæ or minute glands which secrete the urine: and it is infinitely more probable that the fluid of the diabetes arises from some remarkable change in the vessels usually secreting the urine, than from any imaginary retrograde motion of the chyle through the lymphatics of the kidneys." *On the Lacteals and Lymphatics*, p. 69.

See a valuable paper on the subject of diabetes by Dr. Henry, *Trans. Medico-Chirurg. Soc.* Vol. II. 118, in which the affected urine is shown to be of greater specific gravity than in its natural state; exhibiting from 1028 to 1040, compared with 1000 parts of water,



Apocenosia Diabetes mellitus. *Parr.*

Nufas. *Arab.*

5. INCONTINENS. Frequent or perpetual discharge of urine, with difficulty of retaining it.

Incontinentia urinæ. *Sennert.*

Perirrhœa, (περιρροια.) *Hippocr.*

Stranguria. *Gal.*

Enurésis. *Sauv. Linn. Vog. Sag. Cull.*

Hyperuresis. *Young.*

Seles. *Arab.*

Harnfluss. *G.*

Incontinence d'urine. *F.*

*Incontinence of Urine.*

α Acris. From peculiar acrimony in the fluid secreted.

β Irritata. From peculiar irritation in some part of the urinary channel.

Enuresis irritata. *Cull.*

while natural urine is under 1020. The saccharine matter it contains appears to be of nearly, or altogether, the same nature as the saccharine matter of vegetables. The urine seems also to be totally destitute, or very sparingly possess, of urea, or the ammoniacal secretion. In opposition to the two theories of a mere morbid state of the secreting organ, and that of the assimilating or digestive function, Dr. Henry conceives that both are in a diseased condition.

After Willis had shown that sugar existed in a detached state in this kind of urine, various analysts endeavoured to ascertain its proportion. Dobson from a pound of urine collected an ounce of saccharine matter: Cruickshank from thirty-six ounces troy, obtained by evaporation not less than three ounces and a quarter; which, from the quantity discharged by the patient, would have amounted to not less than twenty-nine ounces every twenty-four hours.

A similar complaint is to be traced amongst plants, though the author does not remember to have seen it noticed as such by any physiologist. What the diabetes, honey-water, or honey-urine is to animals, the melligo or honey-dew seems to be to the vegetable tribes. In both an ordinary aqueous secretion is for the most part increased in quantity, and constantly combined with a production of saccharine matter; and in both the effect is great debility, atrophy, and emaciation of the vital frame. The plant usually recovers, because the coldness of the winter, that puts a stop to its natural actions, puts a stop also to those that are morbid: the animal usually dies, for in him there is no such regular session: but in evergreen plants, which suffer no winter torpidity, the disease is often as fatal as among mankind.



Discharge of hairs. *Klatt. de Trichias, Alton. 1703.*

✓ *Atónica.* From atony of the sphincter of the bladder.  
*Enuresis irritata. Cull.*

♂ *Aquósa.* From superabundant secretion; the fluid limpid and dilute.

*Hyperuresis aquosa. Young.*

Variety  $\beta$  found occasionally, also, as a symptom in pregnancy, catamenia, sparganosis, and lithia. ✓ in puerperal debility, paralysis, and coma. ♂ in hysteria, hypochondrias, and other nervous affections.

The quantity discharged has occasionally been enormous. Sometimes forty pints a day; *Dodonæus, Obs. Med. exempl. var. cap. 42.*—3674 pints in ninety-four days; more than thirty-nine pints a day for the whole term: *Barati, Casso proposto a Ludovico Testi.*—4171 pints within ninety-seven days; just forty-three pints a day through the entire term; *Comment. Bonon. Tom. I.*—200 pints daily, time not mentioned; *Fonseca de Naturæ Artis que miraculis, p. 538.*

The honey-dew is, in general, produced suddenly, by a peculiar haze or mist apparently loaded with a specific miasm, or other material, poisonous to certain kinds of plants, though innoxious to others. The leaves and often the stems which it affects, as it creeps along, immediately throw forth an augmented secretion from their surface, more viscid in texture, and, as just observed, considerably impregnated with sugar. Insects of various kinds are instantaneously attracted by the secretion, and particularly different species of the aphis, or green-louse, which find in this morbid material a rich harvest of food, and instantly cover every part of the plant with viviparous or oviparous young, so minute as to be almost invisible to the naked eye; but which are soon traced in the shape of innumerable hosts of green lice, whose voracious appetite still farther exhausts the sinking plant, and extends the scene of vegetable desolation through a wide and dreary range. Such is the sad picture which has just been presented to the author's eye on visiting various hop-plantations in the county of Essex, most of which have been suffering severely, and the greater number of which have lost the whole of their produce. In several instances he found it not difficult to trace the course in which the pestilential haze had moved forward; for while a few hop grounds lying out of its track, or merely bordering on it, seemed to have escaped with little comparative injury, a few strips of the plantations that were most affected



6. INCÓCTA. Urine consisting of fluids taken into the stomach, and excreted without change.

See *Bartholin. Hist. Anat. Cent. I. hist. 68. Sylvaticus, Consil. Cent. III. n. 41, 42. Trincavel. De Ratione Cur. part. corp. hum. Oil of almonds, without change; Bacheloni, Comment. Bonon. Tom. II. part i. Prussiat of potass, and apparently without passing through the circulation; Wollaston and Marcet, Phil. Trans. 1811. Rhubarb; Home, Id.*

7. ERRATICA. Urine discharged at some foreign outlet.

*Uroplania. Auct. Var.*

α *Saliváris.* By the salivary glands. *Phil. Trans. passim.*

β *Cutanea.* By the skin. *Id.*

γ *Umbilicális.* At the navel. *Act. Erudit. 1760.*

δ *Vaginalis.* By a fistulous opening into the vagina. *Valisnerii. Oper. iii.*

ε *Perinætica.* By a fistulous opening into the perinæum. *Ibid.*

by it, from the same cause escaped equally; and, being free from the malligo or honey-dew, were free also from the assault of the aphides, that were attracted by it, with a leaf nearly as clean, and a fruit as sound as if no such disease had existed in the neighbourhood. The mischief of this little insect is terribly augmented by the curious faculty it possesses of having various ova impregnated by a single copulation; so that the female is able to breed eight or nine times in succession without further sexual intercourse; and by its breeding oviparously in the colder part of the autumn, by which the young are defended from the weather, instead of viviparously, as in the summer.

6. *Paruria erratica.* This disease has often been described under the name of uroplania (from *ουρον*, and *πλανητης*, *erraticus*,) but seldom introduced into nosological arrangements. The cases, however, are so numerous and distinct, in writers of good authority, that it ought not to be rejected. In most instances it is not a vicarious discharge; in other words, a secretion of a different kind compensating for the absence of urine, but a discharge of an urinous fluid, apparently absorbed after its secretion by the kidneys, and conveyed to the outlet from which it issues: of the manner of which conveyance we are as ignorant as of the mode by which various substances travel from the stomach to the kidneys, apparently without passing through the general course of the circulation of the blood.



## GENUS IV.

## LITHIA.

Morbid secretion, or accumulation of calculous matter in internal cavities.

Lithiasis. *Plouquet. Macbr. Young.*

Morbi calculosi. *Sauv. Class. Morb. Ætiol.*

1. RENALIS. Pain in the loins shooting down towards the testes or thighs, increased on exercise; urine often depositing a sabulous sediment.

Lithiasis nephritica. *Macbr.*

Lithiasis renalis. *Young.*

α Calculosa. Pain severe and constant; sabulous discharge small and seldom, or never: calculus usually large, and obstructing the pelvis of an ureter.

Nephralgia calculosa. *Sauv.*

See *Baillie*, *Morb. Anat. Fasc. vii. pl. 5, 6.*

β Arenosa. Pain intermitting; free discharge of a sabulous sediment.

Griess in den nieren. *G.*

GEN. IV. LITHIA: from *λίθος*, or rather from *λίθαιω*, "calculo laboro." The name among the old writers, and which was received by Dr. Macbride, and has been continued by several since, was *lithiasis*. It is only in the present case altered to lithia, because *iasis* is a common termination for diseases affecting the skin or cuticle.

It is singular that this disease is only indirectly glanced at by most of the preceding nosologists, and not at all in its first variety, except by Sauvages, who alludes to it in his genus nephralgia: while stone in the bladder, both by himself and Cullen, is reduced to a mere species, or rather a variety of dysuria or strangury: as though the peculiar symptoms and general nature of these affections were not sufficient to constitute a distinct genus. The error, however, is in both instances rather to be ascribed to an imperfection in the respective classifications, than a deficiency in the judgment, of these celebrated writers.

The name of lithus, or lithiasis, as used by Aræteus and Aurelianus, and that of calculus or sabulum as employed by Celsus and Pliny, sufficiently evince the elementary principles, of which the Greeks and Romans conceived urinary calculi to consist. The mistake is not to be wondered at when we reflect that it is not till about



Gravelle. *F.*

*Gravel.*

Both varieties found in most quadrupeds. Traced by Fourcroy in the horse and cat; by the younger Morand in the rat.

2. VESICALIS. Frequent desire of making water, with difficulty of discharge: penis rigid, with acute pain at the glans; sonorous resistance to the sound when searching the bladder.

Lithiasis cystica. *Macbr.*

Lithiasis vesicalis. *Young.*

Dysuria calculosa. *Sauv.*

Dysuria irritata. *Cull.*

Calculus vesicæ. *Sennert.*

Hesat. *Arab.*

Blasenstein. *G.*

Calcul de la vessie. *F.*

*Stone in the Bladder.*

Voided of the weight of 2 oz. by a female; *Hanow*,  
Seltenheiten der Natur.—2½ oz. troy by a female; *Moli.*

thirty years since that these principles were detected with any degree of accuracy; and that we are indebted to the minute and elaborate experiments of Fourcroy and Vauquelin for an analysis, which not only Van Helmont, Hales, and Palucci, but even Scheele, Bergman, Hartenkeil and Pearson had left unfinished: and which still required the correcting hands of Wollaston and Berzelius to be brought to a desirable perfection.

Fourcroy asserts that oxen have urinary calculi in great abundance after dry seasons; which disappear in spring and summer, destroyed by the green succulent food which is hereby afforded them; and he hence reasons upon the advantage of similar food to mankind in similar cases. Two of the best essays upon the subject are those of Mr. Brande on the benefit of magnesia in preventing an increased formation of uric acid, published in the *Phil. Trans.* for 1810, p. 136; and 1813, p. 213. In the Transactions of the Academy at Stockholm, a decoction of the beans of the phaseolus *radiatus*, and the powder of the uva *ursi* are recommended by Linnæus as valuable lithontriptics. See *Tom. i.* 225. *Beskrifnig pa<sup>o</sup> et slag Ostin-diskar Arter.* Also *id.* p. 279. *Rön om orsaken til Fallende goten i Skane ock Wernsharad.* A milk diet is also strongly advised, from various cases in which it seems to have been very successfully employed. *Genesis. Calculi.* Resp. J. O. Hagström. 1740.

2. *Lithia vesicalis.* The shortness and expansibility of the female urethra not only admits an evacuation of large calculi with little in-



*neux*.—5 oz. by the penis; *Sammlung Med. Wahrn*, Band viii. p. 258.

Extracted 12 oz. weight; *Cheselden*, Anat.—12 oz.; *Ephem. Nat. Cur.* Dec. II. ann. v.—22 oz. *Fabr. Hild.* de Lith. vesic. Same weight, cent. iv. obs. 51: the patient died during the operation.

Found in the bladder 4½lb. weight; *Bresl. Sammlung*, 1724, ii. 434 11. In the bladder of a dog 1½lb. *Eph. Nat. Cur.* II Dec. III. ann. v. vi. p. 99. Nearly 5lb. in the bladder of a horse; *Gattenhof*, in *Diss. de Cal.* 1748. 2—3 oz. *Phil. Tr.* vol. xv. p. 1015.

The number of 120 of various sizes voided in the course of three days. *Eph. Nat. Cur.* Dec. III. ann. v. vi.—300 large in two years. *Fabr. Hild.* cent. i. obs. 69.—2000 within two years. *Gründlicher Bericht vom Blatterstein*.

Resonant; *Bresl. Saml.* 1724. Woolly; *Bartholin. Act. Hafn.* ii. obs. 55.

See for the chemical principles of stone in the kidney or bladder, *Phil. Trans.* 1797, *Wollaston. Id.* 1808, *Home and Brande*.

---

## ORDER III.

### ACROTICA.

#### AFFECTING THE EXTERNAL SURFACE.

Pravity of the fluids or emunctories that open on the external surface: without fever, or other internal affection, as a necessary accompaniment.

---

convenience compared with that suffered by men, but has often suggested the expediency of introducing the stone forceps into the bladder, so as to supply the place of lithotomy. Mr. Thomas, by gradually enlarging it by means of a sponge-tent, was, in one case, able to introduce his finger into the bladder, and succeeded in bringing away an ivory ear pick which had been incautiously used as a catheter, and had slipped into the cavity of the bladder. In another singular case, the same skilful operator gradually expanded the spincter ani to a diameter large enough to admit his whole hand into the



## GENUS I.

## EPHIDROSIS.

Preternatural secretion of cutaneous perspiration.

Ephidrosis. *Hippocr. Sauv. Sag. Cull.*

1. PROFUSA. Cutaneous perspiration secreted profusely.

Ephidrosis spontanea. *Sauv.*

Ephidrosis idiopathica. *Cull.*

Sudor. *Linn.*

Hydropedesis. *Vog.*

Areknak. *Pers.* Literally "sudor perfusus." *Turc.*  
*derlu*, or, as vulgarly pronounced, *terlu*.

2. CRUENTA. Cutaneous perspiration intermixed with blood.

rectum, and hereby succeeded in extracting a large substance that had slipped into its channel. *Medico-chirurg. Trans.* Vol. i. 124.

ORDER III. ACROTICA. From *ακρος*, "summus," whence *ακροτάτης*, "summitas," "cacumen." The genera and species are taken as nearly as the system would allow from Dr. Willan's Cutaneous Diseases.

GEN. I. EPHIDROSIS. *Ἐφιδρωσις*, "sudor." The matter of sweat and of insensible perspiration is nearly the same; the former consisting of the latter with a small intermixture of animal oil. It is affirmed by some writers that there are persons who never perspire. This is doubtful; for all warm-blooded animals either perspire by the skin, or have some vicarious evacuation that supplies its place, as in the case of the dog kind, in which an increased discharge of saliva seems to answer the purpose. In cold-blooded animals we sometimes find partial cutaneous secretions, as in the lizards, the exudation from some of which, particularly the *lacerta Geitja* of the Cape of Good Hope, is highly acrid, and occasionally produces dangerous gangrenes. Generally speaking, however, cold-blooded animals secrete but a small quantity of fluid on the surface, and hence suffer but little exhaustion or diminution of weight in long periods of time, and can live long without nourishment. And it is hence probable that, among mankind, those who throw off but a small portion of halitus, may exist upon a very spare supply of food; which may afford a solution to many of the wonderful cases of fasting persons recorded in the scientific journals of different countries: for the matter of insensible perspiration is calculated, upon a fair average, as being daily equal in weight to half the food introduced into the stomach in the course of the day. Thus if a man of good health and middle age and stature, weighing about 146 pounds avoirdupois, eats and drinks at the rate of fifty-six



Sudor cruentus. *Albert. Wedel.*

Sudor Sanguineus. *Jantke. Minadoi.*

Hæmatidrosis. *Plouquet.*

This species has not been very commonly noticed by nosologists; but the cases of idiopathic affection are so numerous and so clearly marked by other writers that it ought not to be passed over. It has sometimes occurred during coition. *Paulini* cent. iii. obs. 46. Sometimes in new-born children. *Eph. Nat. Cur.* Dec. ii. ann. obs. 65. Another case, obs. 179. Other cases of its secretion during coition, *Ann. vi. Appendix*, p. 4. 43. 53. From fear, *Stahl Diss. de Passionibus.* Hallæ, 1691.

3. PARTIALIS. Cutaneous perspiration limited to a particular part or organ.

Ephidrosis lateralis. *Sauv.* who quotes from *Schmidt, Collect. Acad.* iii. 577, the case of a woman who was never capable (except when pregnant) of being thrown into a sweat in any other part than the left side.

4. TINCTA. Cutaneous perspiration possessing a depraved colour.

α Viridis. Of a green tinge. *Sauv. Borelli.* cent. ii. 56.

β Nigra. Of a black tinge. *Sauv. Joel. Langelot. Collect. Acad.* III. 255.

γ Cærulea. Of a blue tinge. *Sauv. Wincler. Collect. Acad.* III. 263.

δ Rubra. Of the colour of port-wine. *Sauv. Barthol.*

5. ÓLENS. Cutaneous perspiration, possessing a depraved smell.

α Sulphúrea. Of a sulphurous scent. *Ephem. Nat. Cur.* Cent. I. II. obs. 168.

ounces in twenty-four hours, he will commonly be found to lose about twenty-eight ounces within the same period by insensible perspiration; sixteen ounces during the two-thirds of this period devoted to wakefulness, and twelve ounces during the remaining third devoted to sleep.

It sometimes happens that this evacuation is secreted in excess, and becomes sensible, so as to render the whole, or various parts of the body, and especially the palms of the hands, covered with moisture, without any general affection of the system. And it is to this species that the term ephidrosis has been usually applied and limited by nosologists. *Sauvages*, however, has employed it in a wider signification, so as to include all the other species here enumerated; and perhaps correctly, though *Cullen* inclines to



β Acida. Of a sour scent.

Ephidrosis acida. *Sauv.*

γ Olida. Of a rank or fetid scent. Often partial, or evacuated from particular organs, as the feet or axillæ: sometimes from the surface generally, according to De Monteaux.

Ephidrosis à saburra. *Sauv.*

δ Moschata. Of a musky scent. *Pecklin. lib. ii. obs. 49.*

Several of the varieties in sp. 3 and 4 found also occasionally as symptoms in fevers of various descriptions, exanthems, syncope, porphyra; and as consequent upon various metallurgical, and other trades. Suppressed natural secretions of other kinds are also often combined with the matter of cutaneous perspiration by metastasis, as in suppression of milk, of urine, of catamenia, and, as has been said, of feces.

## GENUS II.

### EXANTHESIS.

Simple, cutaneous, rose-coloured efflorescence, in circumscribed plots, with little or no elevation.

*Cutaneous blush.*

1. ROSEOLA. Efflorescence in blushing patches, gradually deepening to a rose-colour, mostly circular or oval; often alternately fading and reviving; sometimes with a colourless nucleus: chiefly on the cheeks, neck, or arms.

Roseola. *Severin. Willan.*

*Rose-Rash.*

regard the whole of them as merely symptomatic of some other affection.

GEN. II. EXANTHESIS. From εξ, "ex, extra," and ανθεω, "floreo;" *superficial, or cutaneous efflorescence*, in contradistinction to "enanthesis." (ενανθησις,) in the present system a genus of Cl. III. Ord. III. importing "*efflorescence springing from within*," "rash-fever:" which see. The author would have preferred επανθησις, for the mere reason that it occurs in Aristophanes, τις μηλοισιν ΕΠΗΝΘΕΙ ΧΝΟΥΣ: (*In Nub.*) but that εκ, or εξ, is the preposition prefixed, and most applicable, to several of the other genera in this order, and forms a better contrast to εν, its opposite, than επι does.



Found also, frequently, as a symptom, in dentition, dyspepsy, various fevers, and other constitutional affections.

## GENUS III.

### EXORMIA.

Small, acuminated elevations of the cuticle; not containing a fluid, nor tending to suppuration; commonly terminating in scurf.

Papula. *Cels. Sauv. Linn.*

Papulæ. *Willan.*

*Papulous skin.*

*Common pimples.*

Knoten. *G.*

Boutons. *F.*

GEN. III. EXORMIA. Ἐξορμία, εκθυμα, "papula." So Galen, "apertum est ab εκθυειν, quod est εξορμαν, id est erumpere, derivatum esse εκθυμασι, id est PAPULIS, noimen, in iis quæ sponte extubant in cute." In lib. iii. Hippocr. § 51. "It is obvious that from εκθυειν, synonymous with εξορμαν, or "to break out," is derived the term ecthyma, or papula, in those cases in which the eruption takes place on the skin spontaneously." Ecthyma, however, has from some cause or other, been generally supposed to import a species of large pustules. It is used expressly in this sense in our own day by Dr. Willan and Dr. Young; and the author has, therefore, to avoid confusion, appropriated its synonym *exormia* or *exormis* (εξορμη) to import an eruption of common papulæ or pimples.

*Papula*, indeed, is itself of Greek origin, being derived from pappus or παππας, "the sprouting of down or buds," and hence "the sprouting of the beard." The radical sense is "production or pushing forth;" for παππας means father, and παππος, in its primary signification, grand-father; and hence *papilla*, another diminutive from the same stock, imports *nipple*, the *sprouting* channel of maternal nutriment.

The common terminating diminutive *ula* or *illa* is probably derived from the Greek υλη (*ule* or *yle*) "materia, materies," "of the matter, make, or nature of;" thus papula or papilla, "of the matter or nature of pappus;" lupula, "of the matter, make, or nature of the lupus;" tubula or tubulus, "of the matter, make, or nature of the tubus;" pustula, "of the matter, make, or nature of pus;"



1. **STRÓPHULUS.** Eruption of red pimples in early infancy, chiefly about the face, neck, and arms; surrounded by a reddish halo: or interrupted by irregular plots of cutaneous blush.

*Strophulus.* Willan.

*Licheniasis Strophulus.* Young.

*Exanthema Strophulus.* Parr.

α *Intertinctus.* Pimples bright-red; distinct, intermixed with stigmata, and red patches: sometimes spreading over the body.

*Strophulus intertinctus.* Willan.

*Rothe.* G.

*Efflorescence benigne.* F.

*Red gum.* *Red gown.*

tubercula or tuberculum, "of the matter, make, or nature of the tuber:" and so of various others. So the Anglo-Saxon *kin* or *kind* (*cynn*) is used as a diminutive in the English *lamb-kin*, *man-akin*, &c. In the cognate dialect of Germany, this last diminutive is employed still more extensively, for here *kind*, as a single word, imports *child*, *infant*; *family* or *relative origin*; the first make or matter of kindred.

Papula and pustula, which by Sauvages are degraded into mere symptoms of diseases, and not allowed to constitute diseases of themselves, are raised to the rank of genera by Celsus, Linnéus, and Sagar, and, under a plural form, to that of orders by Willan. In the present system exormia and écphlysis, intended to supply their place, are employed as collective terms, and run parallel with those papulæ and pustulæ of Willan which are not essentially connected with internal disease; and are only made use of instead of papula and pustula, first as being more immediately Greek, and next in order to prevent confusion from the variety of senses assigned to the latter terms by different writers. Exormia and ecphlysis, therefore, as distinct genera under the present arrangement, import eruptions of pimples and pustules in their simplest state; affecting the cuticle, or at the utmost the superficial integument alone, and consequently without fever or other internal complaint as a necessary or essential symptom; although some part or other of the system may occasionally sympathise or catenate with the efflorescence. It is difficult, indeed, to draw a line of separation, and perhaps impossible to draw it exactly, between efflorescences strictly cutaneous and strictly constitutional, from the numerous examples we meet with of the one description combining with or passing into the other. But this is a difficulty which belongs to every other branch of physiology, in the widest sense of the term, as well as to nosology; and all we can do, in any division of the



- β Albidus. Pimples minute, hard, whitish; surrounded by a reddish halo.  
*Strophulus albidus. Willan.*  
*White gum.*
- γ Confertus. Pimples red, of different sizes; crowding or in clusters; the larger surrounded by a red halo; occasionally succeeded by a fresh crop.  
*Strophulus confertus. Willan.*  
*Tooth rash.*
- δ Volaticus. Pimples deep-red, in circular patches or clusters; clusters somewhat solitary on each arm or cheek; more generally flying from part to part.  
*Strophulus volaticus. Willan.*  
*Erythema volaticum. Sauv.*
- ε Candidus. Pimples large, glabrous, shining; of a lighter hue than the skin: without halo or blush.  
*Strophulus candidus. Willan.*

science, is to lay down the boundary with as much nicety and caution as possible, and to correct it, as corrections may afterwards be called for. Dr. Willan's plan, which is merely monogrammic, or confined to a single division of diseases, enabled him to unite disorders which have often very little connexion with each other, as exanthematous fevers, with local diseases of the skin; small-pox, for example, with itch, which comes next to it, from the mere circumstance that both exhibit efflorescences of some kind or other. But this is a plan which, without entering into its merit, could not be followed in any system attempted, like the present, upon a physiological basis, and taking for its range the whole catalogue of diseases which flesh is heir to. It is on this account that variola and elephantiasis, by Willan introduced under pustula, and tuberculum, are necessarily in the present arrangement removed to other divisions of the system; for while Willan employs the terms pustulæ and tubercula in the double sense of pustules or tubercles *with essential affection* of the constitution, and *without such essential affection*, ecphlysis and ecphyma are here limited to the last.

Generally speaking, therefore, the species arranged under the present order will be found simple cutaneous diseases, and in their purest state perhaps always so. There are, however, as already hinted at, certain idiosyncrasies, or occasional conditions of the constitution, by which they are more readily produced, or with which they more readily associate; such especially as a lax state of the fibres, a languid circulation, a general irritation of the system, whether habitual or the result of accidental debility, or some peculiar affection of the head, stomach, or other organ; and hence we occasionally meet with a few varieties or modifications of several



2. LICHEN. Eruption diffuse; pimples red; troublesome sense of tingling or pricking.

Lichen. *Willan.*

Zitterich. *G.*

- α Simplex. General irritation, sometimes a few febrile symptoms at the commencement; tingling aggravated during the night; pimples scattered over the body; fade and desquamate in about a week.

Lichen simplex. *Willan.*

- β Pilaris. Pimples limited to the roots of the hair; desquamate after ten days: often alternating with complaints of the head or stomach. "Only a modification of the foregoing." *Will.*

Lichen pilaris. *Willan.*

---

species of cutaneous affection, in which the system at large, or particular parts of it, appear to catenate with the disease, either antecedently, progressively, or alternately. This is sometimes the case with strophulus, and, indeed, with all the species of exormia or papulæ; which, nevertheless, more generally exhibit themselves, and even under their severest modifications, without any apparent constitutional affection whatever; of which the *prickly heat*, or lichenose exormia of the West Indies, may be adduced as a striking example. Lepra or lepriasis is regarded as a constitutional malady by many writers of recent times; but it was not so regarded either by the Greek or Arabian physicians who duly distinguished it from elephantiasis; nor is it so regarded by Dr. Willan, who ascribes it chiefly to cold, moisture, and the accumulation of sordes on the skin, especially in persons of a slow pulse, languid circulation, and a harsh, dry, and impermeable cuticle. See his *Ord.* II. p. 119, 120, 123.—These observations will apply equally to the pustular and vesicular eruptions; which are strictly cutaneous in their pure or simple state, though in a few varieties complicated, from peculiarity of temperament or other cause, with some internal affection.

Similar to this was the opinion of Mr. John Hunter, not only in regard to these cutaneous diseases, but to various affections of the surface of internal canals, of a character decidedly inflammatory, and making a near approach to erysipelas. "This affection," says he, "appears to support itself by continued sympathy, for it commonly begins at a point, and spreads while it shall be getting well, where it first began. This cannot be merely constitutional, for if it was, the part already inflamed could not recover, if its increase in new parts arose from the constitution; but it gives the idea that when the parts have once gone through this action they lose the disposition, and become healthy. This property is not peculiar to



- ✓ **Circumscriptus.** Pimples in clusters or patches of irregular forms, appearing in succession over the trunk and limbs: sometimes coalescing: occasionally reviving in successive crops, and persevering for six or eight weeks.

**Lichen circumscriptus.** *Willan.*

- ♢ **Lividus.** Pimples dark-red or livid; chiefly scattered over the extremities; desquamation at uncertain periods, succeeded by fresh crops, often persevering for several months.

**Lichen lividus.** *Willan.*

- ♣ **Trôpicus.** Pimples bright-red, size of a small pin's head; heat, itching, and pricking as of needles; sometimes suddenly disappearing, and producing sickness or other internal affection; relieved by the return of a fresh crop.

Attacks new settlers in the West Indies, and other warm regions, and leaves them in a few weeks when inured to the climate.

**Eczesma.** *Auct. Græc.* See *Aet. Tetrab.* IV. i. 128.

**Essera.** *Plouquet.*

**Sudamina.** *Auct. Lat.*

**Lichen tropicus.** *Willan.*

**Eshera,** (*Arab.*) commonly but improperly written *essera*.

It is the plural of *sheri*, *papula*, but peculiarly applied to this variety.

**Rootvont** *Belg.*

**Flacherothe flecke.** *G.*

**Prickly heat.**

**Summer-rash.** *Cleghorn.*

---

this inflammation; the ring-worm has this peculiarity, as also many cutaneous ulcers.—There appear to be two ways of accounting for this, one is, that the whole *skin* is very susceptible of such action, and readily goes on with it by continued sympathy; the other is, that the inflammation is such as to contaminate while it spreads, but when it has once acted it is cured, as above observed. If this last be a true solution, then the right practice would be to stop its progress by destroying the parts beyond it." *On Blood*, p. 271. This practice is in fact often pursued, and with success, in *porrigo* or *tinea*, by a local application of a solution of lunar caustic.

1. *Exanthesis Lichen.* In the definition of the complaint the author has adhered as closely to Willan as he has been able; but he has been compelled to omit two of Willan's characters, that of the



- ζ *Ferus*. Pimples in clusters or patches, surrounded with a red halo; the cuticle growing gradually harsh, thickened and chappy; often preceded by general irritation.

*Lichen agrius* (αργίος, *ferus*.) *Auct. Græc.*

*Papula agria*. *Cels.*

*Lichen agrius*. *Willan.*

According to Paulus, Ægineta, and Orobasis, only a more violent and inveterate form of α.

- η *Urticósus*. Pimples very minute, slightly elevated, reddish; intolerably itching, especially at night; irregularly subsiding, and re-appearing; chiefly spotting the limbs; occasionally spreading over the body, with gnat-bite-shaped wheals: from the violence of the irritation, at times, accompanied with vesicles or blisters, and succeeded by an extensive exfoliation of the cuticle.

*Lichen urticatus*. *Bateman*. Q?

*Nettle-lichen*.

3. *PRURÍGO*. Eruption diffuse; pimples nearly of the colour of the cuticle; when abraded by scratching, oozing a fluid that concretes into minute black scabs; intolerable itching, increased by sudden exposure to heat.

*Prurigo*. *Willan*.

*Iklet*.—*Kejik*. *Turc.*

- α *Mitis*. Pimples soft and smooth; itching, at times subsiding; chiefly common to the young, and in spring time; easily yields to a course of warm ablutions.

disease "affecting adults," and its being "connected with internal disorder." They are copied by Dr. Bateman, but are at variance with the species enumerated under the genus; for the livid lichen (here marked δ) is expressly stated by Dr. Willan, p. 50, to be common to "young persons and even children;" and the nettle-lichen (here marked ζ) is described by Dr. Bateman, p. 14, as "peculiar to children," commencing "in some cases soon after birth, and sometimes later;" while the former observes, p. 39, that the simple lichen (α) "sometimes appears suddenly without any manifest disorder of the constitution;" and states with respect to the tropical lichen (ε) from Winterbottom, Hillary, Clark, and Cleghorn, that "it is considered as salutary;" as "a proof that the person affected with it is in a good state of health," p. 55; that "it



Prurigo mitis. *Willan.*

- 6 Formicans. Pimples varying from larger to more obscure than in the last; itching incessant, and accompanied with a sense of pricking, or stinging, or of the creeping of ants over the body; duration from two months to two or three years, with occasional but short intermissions; chiefly common to adults.

Prurigo formicans. *Willan.*

- 7 Senilis. Pimples mostly larger than in either of the above; sometimes indistinct, giving the surface a shining and granulated appearance; itching incessant; common to advanced years, and nearly inveterate.

Prurigo senilis. *Willan.*

Most intractable in elderly persons who have been addicted to spirituous drinks, whether ale, wine, or alcohol; and hence called by Darwin *psora ebriorum*, who believes, but without foundation, that it may be propagated from one part of the body to another by scratching.

Var. α occasionally terminates in contagious scabies; 6 in impetigo; 7 in malis *pediculi*.

4. MILIUM. Pimples very minute; tubercular; confined to the face; distinct; milk-white; hard; glabrous; resembling millet-seeds.

Grutum sive milium. *Plenck.*

Gries. *G.*

seldom causes any sickness or disorder, except the troublesome itching and pricking," p. 59; that "it is not attended with any febrile commotion, whilst it continues out," p. 61; and that it "is looked upon as a sign of health; and, indeed, while it continues fresh on the skin no inconvenience arises from it, except a frequent itching."—The subdivisions of Dr. Willan are denominated species; but for the most part they are little more than modifications of each other, as he candidly admits in one or two instances, and consequently ought rather to be called varieties, as they are in the present text.

2. α *E. Lichen urticosus*. This variety is described from several strongly marked cases which have occurred to the author; and has a near resemblance to the lichen *urticatus* of Dr. Bateman. The varieties, however, are innumerable.

GEN. IV. LEPIDÓSIS: from λεπίς-ιδος, "squamma." The Greek is preferred to the Latin term, as concurrent with the general rule



## GENUS IV.

## LEPIDOSIS.

Efflorescence of scales over different parts of the body, often thickening into crusts.

Lepidosis. *Young.*

Squammæ. *Willan.*

Scale-skin.

Kuba or Kouba. *Arab.* The Arabic term is used in a wide or generic sense by most of the Arabian writers, and imports scaly eruptions of nearly every kind, whether dry or accompanied with a purulent or other fluid. It is peculiarly thus employed by Avicenna and Serapion. Kuba is the plural of kuveb: for the Arabians were fond of employing a plural noun: of which Eshera in the preceding species has just furnished us with an example. So

adopted in the present system in regard to the names of the classes, orders, and genera. The subdivisions are for the most part taken from Dr. Willan: being pityriasis, from *πιτυριον*, *furfura*, "bran or scurf;" lepriasis, from *λεπρος*, *scaber*, "harsh, scabrous;" psoriasis, from *ψωρα*, *scabies*, (*scabies sicca*), "scabid-scale;" and ichthyiasis, from *ιχθυς*, "a fish." The arrangement is a little changed from that of Willan, as pityriasis, the mildest species, is, in Willan, improperly placed between psoriasis and ichthyiasis, the two severest species. In this part of the new arrangement Dr. Young has preceded the author. In Willan these subdivisions take the place of genera; here they are introduced as species; and ought to have been so in Willan, as they are sufficiently allied to each other for this purpose; and as otherwise, Dr. Willan has no species whatever, and consequently no disease whatever; for as the author has frequently had occasion to observe already, it is the species alone that constitutes a disease. Dr. Willan has indeed his subsections, but they are in every instance mere varieties, and are so understood and denominated by himself.—See his *Cutaneous Diseases*, *Lepra*, p. 106; *Psoriasis*, p. 151, and *Pityriasis*, p. 192: in all which he passes immediately from genera to varieties, the important link of species being singularly omitted.

In Lepriasis, the last variety (*δ*) is added from Celsus; and, on the authority of Dr. Bateman, as well as the accuracy of his distinction, the author has given it the synonym of "Leprosy of the Jews." It exactly answers, indeed, to the Mosaic account in *Levit. xiii. 3*.



morbilli was used instead of morbillus or morbillo, and we still continue to say measles, small-pox, (pocks,) aphthæ, &c.

The Persian synonym of kuba is perjun: which, like the former, is applied also to impetigo or running tetter.

1. **PITYRIASIS.** Patches of fine branny scales, exfoliating without cuticular tenderness.

Pityriasis. *Alex. Trall. Paul. Ægin. Willan.*

Lepídosis Pityriasis. *Young.*

Schuppen. *G.*

*Dandriff.*

- α **Capitis.** Scales minute and delicate; confined to the head; easily separable. Chiefly common to infancy, and advanced years.

Pityriasis capitis. *Willan.*

Hauptschuppen. *G.*

- β **Rubra.** Scaliness common to the body generally; preceded by redness, roughness, and scurfiness of the surface.

Pityriasis rubra. *Willan.*

- γ **Versicolor.** Scaliness in diffuse maps of irregular outline and divers colours, chiefly brown and yellow; for the most part confined to the trunk.

Pityriasis versicolor. *Willan.*

In the *Amanitates Academicæ*, Vol. VIII. art. 167, is a Dissertation of Dr. Westring, in which he strongly recommends the decoction of the ledum *palustre* for the cure of leprosy, as well as of various other cutaneous efflorescences, which, as already observed, the Linnéan school ascribed, in almost every instance, to animalcules. In Kamtschatka this plant has long been employed for the same purpose, and apparently with a success superior to that of the solanum *dulcamara*. Odhelius, in the *Stockholm Transactions* for 1774, speaks in equal terms of the same plant; and gives us the following form for using it. Infuse four ounces of the ledum in a quart of hot water; strain it off when cold; and let the patient drink from half a pint to a quart of it daily.

The Indian name for leprosy is *Kush'ta*, and it is a frequent complaint, especially in Mysore. Among the Barbary states the use of oil arganic as a fish sauce, and which is supposed to be of a heating quality, is regarded as a very common cause of leprosy, (merd jeddam) as it is here still vulgarly called, and particularly in the province of Haha, where this kind of sauce is in great repute.



2. **LEPRÍASIS.** Patches of smooth, laminated scales of different sizes, and a circular form.

Vitiligo. *Cels.*

Lepra. *Willan. Young.*

Lepra Græcorum. *Auct. Var.*

Beras.—Boak. *Arab.* Both terms are applied to all the varieties of lepra by most of the Arabian physicians; but the first should, in strictness of language, be confined to lepra *albida*; for it usually implies whiteness, or splendour. It is hence employed to signify white spots in cattle; while beresa or bersa imports, according to Golius, “splendens albicante cute serpens:” Boak, in its radical idea, denotes vehemence and violence: it is often rendered “ingens fluxus,” “fragor,” and applied to a storm.

Aussatz. *G.*

Leprosie. *F.*

Leprosy.

α *Vulgaris.* Scales glabrous; whitish; size of a crown-piece; preceded by smaller, reddish, and glossy elevations of the skin, encircled by a dry, red, and slightly elevated border; often confluent; sometimes covering the whole of the body except the face.

Lepra vulgaris. *Willan.*

*Common Leprosy.*

β *Albida.* Scales whitish; size of a silver penny; depressed in the middle; chiefly confined to the extremities.

Alphos (αλφος.) *Auct. Græc. Cels.*

Lepra alphoides. *Willan.*

Beras bejaz: *Arab.* and sometimes bejaz or white alone, synonymously with *alphos*.

The lepers of Haha are seen in parties of ten or twenty together, and approach travellers to beg charity. In Morocco they are confined to a separate quarter, or banished to the outside of the walls: they are in general, however, but little disfigured by the disease except in the loss of the eye-brows, which the females endeavour to supply by the use of alcohol or lead ore, while they give an additional colour to their complexion by the assistance of al akken or rouge. Preparations of arsenic are mostly relied upon for a cure in the east, and seem to have been chiefly employed with advantage in our own country.



Weisse-aussatz. *G.*

*White Leprosy.*

γ Nígricans. Scales livid: size of a half-crown piece; diffused over the body, but less widely than α.

Melas (μελας.) *Auct. Græc. Cels.*

Lepra nigricans. *Willan.*

Beras asved. *Arab.*

Swarze aussatz. *G.*

*Black Leprosy.*

δ Canéscens. Scales white; hairs on the patches white or hoary; central depression deep; disease more inveterate.

Leuce (λευκη.) *Auct. Græc. Cels.*

*Leprosy of the Jews.* *Hensler, Von Abendlandischen Aussatz, p. 341. Bateman, p. 299.*

Several of the varieties found also occasionally as a symptom or sequel, in lues; but distinguished by a livid or chocolate hue.

See *Galeoti, Dissertazione sopra le malattie che si curano nel Regio Spedale di Sancto Eusebio. Firenze, 1771.*

3. PSORÍASIS. Patches of rough, amorphous scales; continuous, or of indeterminate outline; skin often chappy.

Lepidosis Psoriasis. *Young.*

Psoriasis. *Willan.*

Impetigo. *Sennert. Plenck et Alior.*

Scabies sicca. *Etmull. Hoffm Plater.*

Hasef. *Arab.* *Sauvages, Vol. I. p. 136,* has confounded this with asef, or eczema. The hasef of Avicenna is the present species; and is directly translated scabies sicca by Meninski and Golius.

Kleinaussatz. *G.*

*Scaly Tetter.—Dry Scale.* See *Levit. xiii. 31—37.*

α Guttáta. Drop-like, but with irregular margin. In children contagious.

Psoriasis guttata. *Willan.*

β Gyráta. Scaly patches in serpentine or tortuous

4. *Lepidosis Ichthyiasis.* The indurated incrustation exhibited in this disease is produced by a change in the papillæ of the cutis; which are elongated and enlarged into roundish cones or tubercles, often void of sensation. The skin has, in some cases, been found thickened into a stout tough leather. In a singular enlargement of



stripes. Found chiefly on the back, sometimes on the face.

*Psoriasis gyrata. Willan.*

- γ *Diffusa.* Patches diffuse, with a rugged, chapped, irritable surface; sense of burning and itching when warm; skin gradually thickened and furrowed, with a powdery scurf in the fissures; extends over the face and scalp.

*Psoriasis diffusa. Willan.*

Sometimes preceded by some constitutional affection.

When limited to the back of the hand it forms what is vulgarly called the *Baker's Itch*. On the hands and arms, sometimes on the face and neck, is peculiarly troublesome to washerwomen; probably from the irritation of the soap they are continually making use of.

- δ *Inveterata.* Patches continuous over the whole surface; readily falling off and reproducible, with painful, diffuse excoriations; extend to the nails and toes, which become convex and thickened. Found chiefly in old persons.

*Psoriasis inveterata. Willan.*

- ε *Localis.* Stationary; and limited to particular organs: as the lips, eye-lids, prepuce, scrotum, and inside of the hands.

In the last form peculiarly common to shoe makers, and artificers in metallic trades, as braziers, tinmen, and silversmiths: probably from filth, and the irritation of the substances they make use of.

Several of the varieties are found also occasionally as symptoms or sequels of lues, particularly the first three: but are in every instance distinguished by the livid or chocolate hue of the scales.

4. *ICHTHYIASIS.* Thick, indurated incrustation, encasing the skin to a greater or less extent: scalliness imperfect.)

---

the lower extremity produced by a puerperal sparganosis, Mr. Chevalier found the thickness of the corium in some parts near a quarter of an inch; which, on being cut into, presented the same grained appearance that is observable in a section of the hides of the larger quadrupeds. Below the coriaceous skin, the adipose



*Lepra Ichthyosis. Sauv.*

*Ichthyosis. Willan.*

*Lepidosis Ichthyosis. Young.*

*Fischschuppen-aussatz. G.*

*Fish-skin.*

α *Simplex.* Forming a harsh, papulated, or warty rind; hue dusky; subjacent muscles flexible. Sometimes covering the whole body, except the head and face, palms of the hands, and soles of the feet.

*Ichthyosis simplex. Willan.*

In various instances hereditary.

β *Córnea.* Forming a rigid, horny, imbricated rind; hue brown or yellow; subjacent muscles inflexible. Sometimes covering the entire body, including the face and tongue.

*Ichthyosis cornea. Willan.*

γ *Cornigera.* With horn-like, incurvated sproutings: sometimes periodically shed and reproduced.

*Cornua cutanea. Plenck.*

---

## GENUS V.

### ECPHLYSIS.

Orbicular elevations of the cuticle containing a watery fluid.

*Wasserblattern. G.*

*Blains.*

---

membrane exhibited an equal increase of substance, and in front of the tibia was not less than an inch and a half thick. *Medico-chir. Trans.* Vol. II. p. 63.

4. γ. *L. Ichthyiasis Cornigera.* The *Phil. Trans.* give various examples, and Willan has copied others of a curious nature. A few years since a Leicestershire heifer was shown to the author, labouring under the same affection. The whole of the skin was covered with a thick, dry scurf; often itching; and, wherever scratched, a fluid oozed out, which soon hardened, and put forth corneous, recurvating excrescences, often divaricating, and assuming sometimes a leafy, sometimes a hornlike appearance. The back was covered with them: over the forehead, and below the dew-lap, they hung in great abundance; many as large as natural horns. The animal



1. **PÓMPHOLYX.** Eruption of blebs containing a reddish, transparent fluid; mostly distinct; breaking and healing without scale or crust.

Pompholyx. *Willan.*

Ahenje. *Arab.*

Wassenblasen. *G.*

- α **Benignus.** Blebs pea-sized or filbert-sized; appearing successively on various parts of the body; bursting in three or four days and healing readily.

was otherwise in good health. A drawing and description was presented by the author to the Royal Society.

See also *Haller*, Elem. Physiol. V. p. 30. *Journal de Med. et Histoire de la Chirurgie*, passim.

**GEN. V. ECPHLYSIS.** Ἐκφυσις, from ἐκφύζω, "ebullio," "efferveo," "to boil or bubble up or over:" importing "vesicular eruption confined in its action to the surface," as emphylysis is "vesicular eruption essentially connected with internal and febrile affection:" for which see Cl. III. Ord. III. HÆMATICA, EXANTHEMATICA. The term is intended to include all those utricles or minute bladders of the cuticle containing a watery fluid, and not necessarily connected with internal disease, whether *bullæ* or *vesiculæ*, between which Dr. Willan has made but little difference in his definitions, except in respect to size; and which were equally denominated by the Greeks phlyctænæ (φλυκταιναι,) derived from the same source. And hence the species that fairly appertain to this genus appear to be *pompholyx* (πομφολυξ,) "bulla," whence πομφολυγνῶ, in *bullas convertito*, as used by Dioscorides, lib. v. cap. 75: *herpes*, from ἑρπω, "serpo, repo;" *rhyphia*, from ρυπος, "sordes," entirely copied from Dr. Bateman: and *eczema* (εκζεμα,) from εκζεω, "efferveo." In Dr. Bateman, *rhyphia* is written *ruphia*; but this is not quite correct: the ρ is aspirated and the Greek υ is almost always expressed by a Roman y. So Pliny, from the very same root, writes *rhypharographus*. (ῥυπαρογραφος,) "a painter of low, sordid, contemptible subjects:" hence, too, *rhythm*, from ῥυθμος; *paralysis*, from παραλυσις; and in Dr. Bateman himself, *sycosis*, from συκον.

2. β *Ecphtlysis Herpes Exedens.* This variety of herpes appears to have been much misunderstood, and to have been held of a far severer character than it really possesses, in consequence of an error that has long since crept into the text of Celsus, and been propagated in the common editions. In his list of ulcers Celsus introduces one called by the Greeks θηξιαμα, which he describes as being of a livid or black hue, with a fetid smell, and copious discharge, insensible to the touch, though disturbed by itching, with pain and inflammation around it. And he then adds, according to the common editions, "fitque ex his ulcus quod ερπητα εσθιομενον Græci vocant." From these proceeds the *ulcer*, which the Greeks



*Pompholyx benignus.* Willan.

*Water-blebs.*

- β *Diutinus.* Blebs gradually growing from small vesicles to the size of walnuts; yellowish; often spreading in succession over the whole body, and interior of the mouth; occasionally reproduced, and forming an excoriated surface with ulcerations. Often preceded by languor or other general indisposition for several weeks. Duration from two to four or five months.

*Pompholyx diutinus.* Willan.

- γ *Quotidianus.* Blebs with a dark red base, appearing at night and disappearing in the morning. Found chiefly on the hands and legs.

*Epinyctis.* Sauv.

call "*herpes esthiomenos*," or *exedens*. And thus the herpes, a cutaneous vesicular affection, is extravagantly converted, in one of its species, into "a deep spreading ulcer of a cancerous character," as Dr. Bateman has justly described it, according to the general lection, and not being aware of the error of the text.—In the *Variorum* edition, Leonardi Targa has correctly restored the passage, and given us again *φαγεδαίαν*, "the ulcer called phagedæna," instead of *ερπητα εσθιομενον*, by which means the whole is rendered simple and intelligible. "Antea," says the subjoined note upon the passage, "legebatur *ερπητα εσθιομενον*; in quo nonnulli Celsum accusarunt, contententes id ulceris genus *φαγεδαίαν* à Græcis appellari. Et sane hanc ipsam vocem ego inveni in Codicibus M.SS. ex iisque eam reposui. In Medico II. lacuna est. Similis lacuna erat in IV quoque, ubi nunc *herpieta esthiomenon* scriptum est aliâ manu: unde vulgaris lectio. Infra quoque legebatur *herpes*, ut est aliâ manu in eodem Cod. IV. Ego ex Codicibus aliis restitui *φαγεδαίαν*."

For the real nature, therefore, of the peculiar species or variety of the herpes called *esthiomenos* or *exedens* we must turn to some other writer than Celsus, who makes no mention of it; and we cannot turn to a better than Galen, who has described it explicitly and repeatedly. Herpes, according to Galen, is an eruption of *minute and crowded vesicles of the size of millet seeds*, excited on the *surface of the skin*, filled with an acrid bilious secretion; and consists of two species; the one containing in its vesicles a milder and more aqueous fluid, called from the size of the vesicles *herpes miliaris*, which merely *seems* to burn, or corrode; the other containing a *thicker fluid of a higher heat and colour*, and so acrid as actually to corrode the continuity of the subjacent skin, still creeping along in a serpentine direction, as the term herpes imports, and hence denominated by Hippocrates *herpes esthiomenos*.



*Pompholygmus Epinyctis.* *Young.*

Vandermonde relates a case in which the accessions were reversed; the blebs appearing in the morning and disappearing at night. 1756, p. 340.

♂ *Solitarius.* Solitary; but reproductive in an adjoining part; the bleb very large, and containing a teacup-full of lymph. Preceded by tingling; often accompanied with languor.

*Pompholyx solitarius.* *Willan.*

2. *HERPES.* Eruption of vesicles in small distinct clusters; with a red margin; at first pellucid, afterwards opaque; accompanied with itching or tingling: concreting into scabs. Duration from fourteen to twenty-one days.

*Herpes.* *Sauv. Linn. Cull. Willan.*

*Cytisma Herpes.* *Young.*

*Neshr.* *Arab.*

*Zittermahl.* *G.*

*Dartre.* *F.*

*Tetter.*

α *Miliaris.* Vesicles millet-sized: pellucid; clusters commencing at an indeterminate part of the surface, and progressively strewed over the body; succeeded by fresh crops.

*Herpes miliaris.* *Hippocr. Sennert. Hoffm. Will. Rubeol.* p. 238.

*Herpes phlyctænodes.* *Bateman.*

β *Exédens.* Vesicles hard; of the size and origin of the last; clusters thronged; fluid dense, yellow, or reddish; hot, acrid, corroding the subjacent skin and spreading in serpentine trails.

*Herpes esthiomenus.* *Hippocr. Gal. Sauv.*

*Herpes exedens.* *Turn.*

The author has put together the above description from various parts of Galen to make it the fuller; chiefly from his book *De Tumoribus præter naturam*; his *Methodus Medendi*, Lib. II.; and his treatise *De Arte curativâ*, Lib. II. The following are the words of the Latin translators, which are copied rather than the Greek, as being more easily referable. "Cum biliosus fluor decubuerit cutem ulcerat: qui verò aquosâ sanie sanguineve mistus, minus est acer, magisque in tumorem attollit partem quam ulcerat; hoc quidem ERYSIPELAS nominatur, alterum HERPES. Humorem verò qui fecit, et



Dartre rougeante. *F.*

*Nirles.* Northern counties. *Q.?* See *Willan*, *Rubeol.* p. 238. *Batem.*; *Herpes*, p. 221, note at the foot of the page. The ulcerative ringworm of Dr. Bateman, p. 231, of his *Practical Synopsis*, is probably a mere modification of this variety.

The reader may consult with advantage upon this variety the "*Collectanea Societatis Medicæ Havniensis.*" Tom. II. pl. 1. As also *Bloch's Medicinische Bemerkungen*, p. 37.

✓ *Zoster.* Vesicles pearl-sized; the clusters spreading round the body like a girdle; at times confluent. Occasionally preceded by general irritation or other constitutional affection.

*Zoster.* *Plin.* Nat. Hist. xxvi. 11.

*Herpes Zoster.* *Sauv. Bateman.*

*Zona.* *Russel.*

*Zona ignea.* *Hoffm. Darw.*

*Feuergürtel.* *G.*

*Ceinture dartreuse.* *F.*

*Shingles.*

δ *Circinatus.* Vesicles with a reddish base, uniting in rings; the area of the rings slightly discoloured; often followed by fresh crops.

*Formica ambulatoria.* *Cels. Turner.*

*Annulus repens.* *Darw.*

*Herpes Serpigo.* *Sauv.*

*Herpes circinatus.* *Bateman.*

*Dartre encroutée.* *F.*

*Ring-worm.*

ε *Iris.* Vesicles uniting in small rings, surrounded by three concentric rings of different hues; umbo vesicular and prominent. Usually found about the hands or in-step.

*Herpes Iris.* *Bateman.*

*Iris.* *Willan*: who at first erroneously regarded it as an exanthem, and called it, in English, *Rain-bow Rash.*

---

color et calor affectionum indicat. Cùm autem rursus acer ipse, alter quidem *minus talis*, alter verò *magis sit*, sciendum est ex acriore herpetum, *esthiomenon* constitui. Sic enim ipsum nominavit Hippocrates. Ab altero verò alterum cui nonnulli post Hippocratem *miliaris* nomen posuerunt, quia *miliis similes eminentias* efficit in cute. Mihi quidem *talis* fluor *fituita mistus* videtur alter verò *exactæ bilis* esse; hanc ob rem cum *corrosione* fit, ipsum *cutis con-*



*Rain-bow Worm.*

ζ Locális. Seated on a particular organ, chiefly the lip and prepuce, and not migratory.

*Herpes labialis. H. præputialis. Bateman.*

3. RHYPIA. Eruption of broad, flattish, distinct vesicles; base slightly inflamed; fluid sanious; scabs thin, and superficial: easily rubbed off and reproduced.

*Rupia. Bateman.*

α Simplex. Scab flat; livid or blackish.

ς Prominens. Scab elevated and conical.

γ Escharótica. Sanious discharge erosive, producing gangrenous eschars.

The species and varieties are given on the authority of Dr. Bateman.

4. ECZEMA. Eruption of minute, acuminate vesicles, distinct, but closely crowding on each other, pellucid, or milky; with troublesome itching or tingling; terminating in thin scales or scabs; occasionally surrounded by a blushing halo.

Chiefly produced by the heat of the sun; and mostly attacking the hands and other parts that are principally exposed to its rays.

*Eczema. Auct. Græc. Willan. Bateman.*

*Cytisma Eczema. Young.*

*Hidroa. Sauv. Vog.*

*Asef, Arab.* literally "ira, æstus," as signified by the French and English synonyms.

*Schweis-blattern. G.*

*Echauboulure. F.*

*Heat-Eruption.*

*tinuum semper apprehendente affectû; unde ei nomen est. De Tumor. § x.*—Sola verò quando secernitur (*bilis* videlicet,) et in aliquo membro consistit, *herpes* vocatur. *Siquidem crassa sit secundum substantiam, totam exulcerat cutem usque ad carnem suppositam; atque hunc affectum Hippocrates nominat herpetem exedentem. Si verò tenuior fuerit, id quod in superficie est, tantum veluti de-urit: atque hæc species generis sortitur appellationem, cum simpliciter et sine additione herpes vocetur. Nam ex duabus speciebus, quæ quidem nuper dictæ sunt, altera herpes exedens nominatur, altera verò miliaris, quoniam in hoc affectu pustulæ parvæ (φλυκταιναι μικραὶ) et multæ per summam cutem similes miliis excitantur. Fit autem herpes hujusmodi ex bile quidem et ipse, sed minus calida et acri quam sit prior. De Arte curatio. Lib. II.*—Herpes non semper ulcis est; quotiesque cum exulceratione est non utique servata veteri sede



## GENUS VI.

### E C P Y E S I S.

Eruption of small pustules, distinct or confluent; hardening into crustular plates.

Ecthyma. *Hippocr. Gal.*

Pustula. *Linn. Sag.*

Pustulæ. *Cels. Willan.*

Eiterfinnen. *G.*

Scall. *Tetter.*

1. IMPETIGO. Pustules clustering, yellow, itching; terminating in a yellow, scaly crust, intersected with cracks.

Impetigo. *Cels. Will. Batem.*

Phlysis Impetigo. *Young.*

Herez. *Arab.*

Running Scall or Tetter.

α Sparsa. Clusters loose; irregularly scattered; chiefly over the extremities; often succeeded by fresh crops.

vicinas partes depascit; sed sicuti nomen ipsum indicat, ritu serpentis bestia, relicto priore loco, transit ad alterum." *Meth. Med. Lib. II.*

GEN. VI. ECPYESIS. Ἐκπυσις, from εκπυω, "suppuro." The term is used in direct contrast to *emphyesis*, Class III. Order III. which see; and consequently is intended to describe pustular eruptions, simply cutaneous, or not necessarily connected with internal affection, as contradistinguished from those that essentially result from an internal cause. The genus therefore embraces the mere superficial *pustulæ* of Dr. Willan:—a term correctly limited in his hands to "elevations of the cuticle with an inflamed base containing pus."

The author has already had occasion to observe in the note on *exormia*, a few pages back, that *pustula* is the mere diminutive of pus (πύον, πυωσις,) probably with the Greek ὑλη (*ule*) employed as a diminutive termination. In consulting Dr. Bateman, upon the present division of diseases, *Pract. Synopsis*, p. 143, the reader will find him suggesting, ingeniously enough, that the term is perhaps derived from *fus* and *tulit*. It is adverse to this suggestion that *fus-tula* was originally written *pusula*; and that *pusula* is still to be found in Celsus himself according to the Codex Medicus I. It is also to be recollected, that *tulit* will by no means apply to *psal-ula*, *tub-ula*, *tuberc-ula*, *bacc-ula*, *stroph-ulus*, (from στρόφος,) "a small curve" or "circlet;" together with hundreds of others to which *ule* applies with the utmost correctness. In *pustula* the *t* is merely added for the sake of euphony.



Impetigo sparsa. *Bateman.*

- β *Herpética.* Clusters circular; crowded with pustules, intermixed with vesicles; often with exterior concentric rings surrounding the interior area as it heals; itching accompanied with heat and smarting. Chiefly on the hands and wrists.

Impetigo figurata. *Batem.*

Herpes. *Cull.*

Phlyctæna. *Vog.*

- γ *Erythemática.* Pustules scattered, preceded, by erythematic blush and intumescence; often by febrile or other constitutional affection. Chiefly in the face, neck, and chest.

Impetigo erysipelatodes. *Batem.*

- δ *Laminósa.* Pustules confluent; chiefly in the extremities; the aggregate scabs forming a thick, rough, and rigid casing around the affected limb, so as to impede its motion; a thin ichor exsuding from numerous cracks.

Impetigo scabida. *Batem.*

- ε *Exédens.* The purulent discharge corroding the skin and cellular membrane. Chiefly on the side of the chest or trunk.

- ζ *Locális.* Confined to a particular part; mostly the hands or fingers; and produced by external stimulants as sugar or lime.

*Grocer's Itch. Bricklayer's Itch.*

2. *PORRIGO.* Pustules straw-coloured; fluid viscid; concreting into scales or yellow scabs.

*Porrigo. Cels. Willan. Batem.*

*Phlysis Porrigo. Young.*

*Tinea. Sauv. et Auct. Var.*

*Teigne. F.*

*Scabby Scall or Tetters.*

- α *Crustácea.* Pustules commencing on the cheeks or forehead in patches; scabs often confluent, covering the whole face with a continuous incrustation. Found chiefly in infants during the period of lactation.

---

The species under this genus, consisting of *impetigo*, from "impeto," to *infest*, *porrigo*, from "porrum," a *leek*, on account of its laminated tunics, or from "porrigo," to *spread about*; *ecthyma*, from *ἐκθύνειν*, "erumpo," to *break out*; and *scabies*, from "scabo," to *scratch*—have been very loosely employed, and in very different



Crusta lactea. *Auct. Var. Lat.*

Achor (Ἀχὼρ.) *Auct. Græc.*

Tinea lactea. *Sauv.*

Porrigo larvalis. *Batem.*

Milchgrind. *G.*

Croute de lait. *F.*

*Milky Scall or Tetter.*

The German physicians place their chief dependence for a cure on the internal use of *conium maculatum*, *ledum palustre*, and *lapatum acutum* in the form of decoctions. The first is also employed externally. See *Stoerck De Cicuta. Stoelleri Beobachtungen*, p. 139.

- β Galeáta. Pustules commencing on the scalp, in distinct, often distant, patches; gradually spreading till the whole head is covered as with a helmet; cuticle, below the scabs, red, shining, dotted with papillous apertures, oozing fresh matter; roots of the hair destroyed: contagious. Found chiefly in children, especially during dentition.

Tinea granulata. *Alison.*

Tinea ficiosa. *Astruc. Sauv.*

Achores seu scabies capitis. *Plenck.*

Porrigo scutulata. *Batem.*

Shirine. *Arab.*

Kel. *Pers. Turc.*

Grind. *G.*

Tête teigneuse. *F.*

*Scalled-Head.*

Sometimes a narrow border of hair is left uninjured. It is then called *Ringworm of the Scalp*.

- γ Favósa. Pustules common to the head, trunk, and extremities; pea-sized; flattened at the top; in clusters, often uniting; discharge fetid; scabs honey-combed, the cells filled with the fluid. Found both in early and adult age.
- Cerion (Κηρίον.) *Græc.*

---

significations, by most writers. They are here limited to the definite senses assigned them by Dr. Willan; and, with the exception of *ecthyma*, by Celsus, whom Willan has followed. *Ecthyma* is not in Celsus, though it occurs in Galen, from whose explanation it seems probable that we are not quite using it in its proper sense; for the latter employs it, as already observed, in the signification



Favus. *Lat.*

Tinea favosa. *Astruc. Sauv.*

Scabies capitis favosa. *Plenck.*

Porrigo favosa. *Batem.*

*Honey-comb Scall or Tetter.*

- ♂ Lupinôsa. Pustules minute in small patches, mostly commencing on the scalp; patches terminating in dry, delving scabs resembling lupine-seeds; the interstices often covered with a thin, whitish, exfoliating incrustation. Found chiefly in early life.

Tinea lupina. *Astruc. Sauv.*

Scabies capitis. *Plenck.*

Porrigo lupinosa. *Batem.*

Rache seche. *F.*

- ε Furfuracea. Pustules very minute with little fluid; seated on the scalp; terminating in scurfy scales. Chiefly found in adults.

Tinea furfuracea. *Sennert.*

Tinea porriginosa. *Astruc. Sauv.*

Porrigo furfurans. *Batem.*

Rache farinense. *F.*

- ♂ Areata. Clusters of very minute pustules seated on the scalp, in circular plots of baldness, with a brown or reddish furfuraceous surface.

Alopecia porriginosa. *Sauv.*

Makes a near approach to the area of Celsus—the trichosis *Area* of the present system. The author has met with numerous instances of this variety; and often simultaneously in the same family, as though contagious.

Several of the varieties found also, occasionally, as symptoms in lues, and other constitutional affections.

### 3. ECTHYMA. Pustules large; distinct; distant; sparingly scatter-

of *popula*; but as it is better to adhere to one import, though it should not be strictly correct, than to perplex by introducing several, the author has not thought proper to deviate from Dr. Willan upon this point.

The old English term for tetter is *scall*, still preserved in the compound *Scalled-Head*. The Saxon original is *sceala*, which is only a modification of the Latin “*scalæ*,” *scales*. The Bible translators have properly rendered by this term the Hebrew נֶחֱשֶׁת in Levit. xiii. 30—37.



ed; seated on a hard, circular, red base; terminating in thick, hard, dark-coloured scabs.

*Ecthyma. Willan. Batem.*

*Phlysis Ecthyma. Young.*

$\alpha$  *Vulgäre.* Base bright red; eruption completed with a single crop. Duration about fourteen days.

*Ecthyma vulgare. Batem.*

$\beta$  *Infantile.* Base bright-red; eruption recurrent in several successive crops, each more extensive than the preceding. Found chiefly in weakly infants during the period of lactation. Duration, two or three months.

*Ecthyma infantile. Batem.*

$\gamma$  *Lúridum.* Base dark-red; elevated; pustules larger, and more freely scattered, discharging a bloody or curdly sanies. Found chiefly in advanced age. Duration several weeks, sometimes months.

*Ecthyma luridum. Batem.*

*Melasma. Plenck. Linn. Vog.*

Found often as a sequel in debilitated habits; or constitutions broken down by severe fevers or exanthems.

4. **SCABIES.** Eruption of minute pimples, pustular, vesicular, papular, intermixed, or alternating; intolerable itching; terminating in scabs. Found chiefly between the fingers or in the flexures of the joints.

*Scabies. Cels. Sauv. Vog. Sag. Willan. Batem.*

*Psora. Linn. Cull. Parr.*

*Phlysis Scabies. Young.*

*Nekeb. Arab.*

*Krätze. G.*

*Gale. F.*

*Itch.*

$\alpha$  *Papularis.* Eruption of miliary, aggregate pimples; with a papular, slightly-inflamed base, and vesicu-

4. *E.  $\alpha$ . Scabies Papularis.* In camps and prisons, where the constitution has been debilitated by confined air and innutritious diet, this variety is sometimes found to assume a malignant character; the whole surface of the body exhibiting a sordid tessellation of crusts, excoriations, and broad livid spots, with an indurated base, accompanied with fever at night, and severe headache.—See *Balinger Von den Krankheiten einer Armée.*



lar apex; pustules scantily interspersed: tips, when abraded by scratching, covered with a minute, globular, brown scab.

*Scabies papuliformis.* Willan. Batem.

*Rank Itch.*

- β *Vesiculáris.* Eruption of larger, and more perfect vesicles filled with a transparent fluid, with an uninfamed base; intermixed with pustules; at times coalescing and forming scabby blotches.

*Scabies lymphatica.* Willan. Batem.

*Watery Itch.*

- γ *Purulénta.* Eruption of distinct, prominent, yellow pustules, with a slightly inflamed base; occasionally coalescing, and forming irregular blotches, with a hard dry tenacious scab.

*Scabies purulenta.* Willan. Batem.

*Pocky Itch.*

- δ *Complicáta.* Eruption complicated of pustular, vesicular, and papular pimples co-existing; spreading widely over the body; occasionally invading the face; sometimes confluent and blotchy.

*Scabies cachectica.* Will. Batem.

*Complicated Itch.*

- ε *Exotica.* Eruption chiefly of rank, numerous pustules, with a hard, inflamed base, rendering the skin rough and brownish: itching extreme: abrasion unlimited from excessive scratching.

*Gratelle.* F.

*Mangy Itch.*

Produced by handling mangy animals. Several of the varieties found also, occasionally, as sequels upon severe small-pox or other causes of constitutional debility.

The Unguentum Jasseri, so celebrated for the cure of this disease on the continent, consists of equal parts of sulphate of zinc, flowers of sulphur, and pulverized laurel-berries mixed into an unguent with linseed or olive-oil.—See, for its success, *Schmucher Vermischte Chir. Schriften*, Band. III. p. 169.

Its sudden suppression, and especially after long continuance, has been occasionally succeeded by severe internal affection of different kinds. In one instance by mania: *Wantner's Journ. de Medicine*, Tom. LVI. p. 115.



## GENUS VII.

## MALIS.

The cuticle or skin infested with animalcules.

*Passio bovina.* *Auct. Var.*

*Malis.* *Sauv. Sag.*

*Phthiriasis.* *Sauv. Vog. Sag.*

*Epizootia.* *Plouquet.*

*Parasitismus superficiei.* *Young.*

*Haut-insecten.* *G.*

*Clavelée.* *F.*

*Cutaneous vermination.*

1. PEDÍCULI. Cuticle infested with *lice*, depositing their nits or eggs at the roots of the hair: troublesome itching.

GEN. VII. MALIS. *Μαλις, μαλιασμος*, "cutaneous vermination," chiefly as it exists among cattle. The Greek word is of doubtful origin. Probably the real root is the Hebrew term מלִיט (*malit*) "to deposit eggs," as in *Isai. xxxiv. 15.*—We meet with the same in Chaldee; while the Chaldee noun מלִיטִית (*malit-ita*) imports *fu-*

*trudo*, "corruption, putrefaction," synonymously with the Hebrew קִרָּב. In the *malis Acari* the author has followed the opinion of *Sauvages*, which is now indeed the prevailing opinion of physiologists; and has supposed, not that the *acarus scabiei* is the immediate cause of, or a constant attendant on, scabies; but only, that wherever it is to be traced on the human skin, it is in or about the pustules of the scabies, which serve as a nidus to it; in the same manner as a diseased liver in sheep serves as a nidus to the fluke or *fasciola hepatica*.

Common as this genus of diseases is to man, it is still more so to animals of perhaps every other class and description, from the monkey to the fish-tribes, and from these to the lowest worms. All of them are infested with parasitic and minuter beings on their skins, shells, or scales, which afford them an asylum, and, for the most part, supply them with nutriment.

Yet the same affection is still more common to plants; which are not merely infested with parasitic plants, but with parasitic animals as well. Of the former, the more common are mosses, lichens, confervas, agarics, and boletuses; though they are not always of the cryptogamic or lowest class of plants, for the *euphorbium Mauritanicum* is infested with the *aphyteia hydnora*, and various



Phthiriasis. *Saw. Vog. Sag.*

Lausigkeit. *G.*

Maladie pédiculaire. *F.*

*Lousiness.*

α *P. humáni.* Infested with the *common louse*; chiefly inhabiting the head of uncleanly children, where it produces a greasy scurf, or other filth; and sometimes exulceration and porrigo: occasionally migrates over the body.

Phthiriasis pedicularis. *Saw.*

β *P. pubis.* Infested with the *morpio* or *crab-louse*; found chiefly on the groins and eye-brows of uncleanly men: itching extreme, without exulceration.

Phthiriasis inguinalis. *Saw.*

*Morpiones.* *Darw.*

The excrement of this animal stains the linen, and appears like diluted blood.

2. PULICIS. Cuticle infested with *fleas*: often penetrating the cutis with their bristly proboscis, and exciting pungent pain; eggs deposited on or under the cuticle.

*Flea-bites.*

α *P. irritántis.* Infested with the *common flea*, with a proboscis shorter than the body: eggs deposited on the roots of the hair and on flannel.

β *P. penetrántis.* Infested with the *chigoe*, or West Indian flea, with a proboscis as long as the body: often penetrating deeply into the skin, and lodging its eggs under

trees with some species of the viscum or missletoe. Of the numerous insects that haunt and injure plants, the more common are different species of the aphis, cerambix, cynips, and curculio. The first genus is vulgarly known by the name of puceron or green-louse: its species are numerous; and some of them are found in great abundance on green-house vines, and other green-house plants: many of these secrete, from peculiar glands near the anus, a whitish slime, and others a sweetish and viscid juice like the *melligo* or honey-dew, and often from it, with which they smear the leaves that afford them support. See Class VI. Ord. II. Gen. III.

4. *Paruria mellita.* Of the cerambyx, a beautiful, and finely variegated, as well as very extensive family, some species diffuse a musky odour to a considerable distance; and some, when taken, utter a kind of shrill cry, produced by the friction of the thorax on the upper part of the abdomen and shells. The curculio or weevil in our own country, is perhaps chiefly found on the hazel-tree; it



the cuticle, particularly of the feet: producing malignant; occasionally fatal, ulcers.

Malis Americana. *Sauv.*

Chiques. *F.*

Biccho. *Brazil.*

*Chiggres.*

3. ACARI. Cuticle infested with the *tick*; itching, harassing, often with smarting pain.

$\alpha$  A. doméstici. "Observed on the head in considerable numbers." *Young.*

$\beta$  A. scabiéi. Infested with the *itch-tick*; burrowing under the cuticle, in or near the pustules or vesicles of the scabies, in those affected.

Scabies vermicularis. *Sauv.*

Scabies verminosa. *Plenck.*

$\gamma$  A. autumnális. Infested with the *harvest-bug*; less in size than the common mite; inflicting its bite in the autumn, and firmly adhering to the skin: itching intolerable, succeeded by glossy wheals.

*Harvest-bug-bite.*

4. FILARIÆ. Skin infested with the *Guinea-Worm*:—winding and burrowing under the cuticle, for the most part, of the naked feet of West Indian slaves; severe itching; often succeeded by inflammation and fever.

Found chiefly in both the Indies, most frequently in the morning dew; often twelve feet

---

pierces the tender nut when first formed, and drops an egg into the aperture, which in due time is transformed into the larve or maggot we so frequently find in this kernel. The different species of the cynips, or gall-fly, in piercing the stem, petiole, or leaf of a plant, to obtain a nidus for their eggs, produce at the same time a peculiar sting or irritation, in consequence of which the part affected inflames and swells, new vessels are formed, and a fleshy tumour or excrescence is engendered, which we denominate a gall-nut. Many of these galls or excrescences are well known to be of great value. They are chiefly found on different species of the salix, cistus, glechoma, veronica, hieracium, salvia, and quercus, or oak. In the last they are most valuable, and of a peculiarly bitter taste, whence indeed the name of *gall-nuts*. Yet they are not always bitter; for those of the salvia *pomifera*, so denominated from its excrescences, are of a sweetish agreeable flavour, and in the east are introduced upon the table as a luxury. The bedeguar, or extuberance, found on the rose-tree, and that on the leaves of the populus *nigra*,



long, not larger than a horse hair. It should be drawn out with great caution, by means of a piece of silk tied round its head: for if, by being too much strained, the animal breaks, the part remaining under the skin will grow with redoubled vigour, and often occasion a fatal inflammation.

Malis Dracunculus. *Sauv.*

Irk Medini. *Arab. Avicenn.* Literally *vermis Medinensis*, though usually but incorrectly translated *nervus* or *vena Medinensis*.

Colebrilla. *Brazil.*

Dragonean. *Ver de Guinée. F.*

Guinea-Worm. See *Rhazes ad Almans. Tr. VII. cap. 24.*

5. GÓRDII. Skin infested with the *hair-worm*: chiefly insinuating itself under the cuticle of the back, or limbs of infants; producing pricking pains, emaciation, at times, convulsions.

Malis à crinonibus. *Etmull. Sauv. Parr.*

Commedones. *Hoffm.*

Morbus pilares. *Horstii.*

Emphragma sebacea. *Young.*

Though described by writers of great credit, the nature of the disease is uncertain. By some authors the contained fibrils seem to be regarded as a preternatural production of hairs; but the greater number, and among the rest Ambrose Paré, decidedly ascribe to them a living principle. It appears therefore to be a species of the gordius or hair-worm; some of which infest other animals in a like manner; and especially the cyprinus *alburnus*, or bleak, which, at the time, appears to be in great agony.

---

(black-poplar,) and *tilia Europæa* (common lime,) are the production of different insects.

Besides these, the coccus, or cochineal insect, is a very troublesome little animal in several of its species, especially *c. Hesperidum*, found in our green-houses, and also abroad. The *acarus tellarius* is still more injurious, particularly among beans (*phaseolus*), cowhage (*dolichos*), and Syrian mallow (*hibiscus*.) The larve is a small mite, which destroys the leaves of plants by spinning over them a very delicate web, and thus obstructing the free ingress of light and air.



## GENUS VIII.

## ECPHYMA.

Superficial, permanent, indolent extuberance; mostly circumscribed.

Phymatosis. *Young.*

Hautgewächse. *G.*

Cutaneous Excrescence.

1. CARUNCULA. Soft, fleshy, often pendulous excrescence of the common integument. Found over the surface generally.

Found also, occasionally, as a sequel of lues, about the arms and sexual organs.

Radefet. *Arab.*

Fleisch-drüse. *G.*

Caroncle. *F.*

Caruncle.

It derives, in many instances, a particular name from its shape, or position, as *figus*, when fig or rasin-shaped, *encanthis*, when seated on the canthus or angle of the eye.

2. VERRUCA. Firm, harsh, arid, insensible extuberance of the common integuments. Found chiefly on the hands.

Verruca. *Auct.*

Phymatosis verrucosa. *Young.*

Shullul. *Arab.*

Wartze. *G.*

Verrüe. *F.*

Wart.

$\alpha$  Simplex. Simple and distinct: sessile or pensile.

$\beta$  Lobosa. Full of lobes and fissures.

$\gamma$  Confluens. In coalescing clusters.

GEN. VIII. ECPHYMA. 'Εκφυμα, from εκφυω. "educo, egero," in contradistinction both to *phyma*, "an inflammatory tumour," and *emphyma*, "a tumour without inflammation, originating below the integuments." See the notes on both in Cl. III. Ord. II. and Cl. VI. Ord. I. The terms are formed in parallelism with pyësis, empyësis, and ecpyësis; phlysis, emphlysis, and ecphlysis, together with various others.

Extuberances, similar to those belonging to this genus, are frequently found in the rinds of fruits, as of apples and oranges; and



Destroyed in Sweden by the *gryllus verrucivorus*, or wart-eating grasshopper, with green wings spotted with brown. The common people catch it for this purpose; and it is said to operate by biting off the excrescence, and discharging a corrosive liquor on the wound. *Schoeff. Incon. Tab. LXII. fig. 5.*

3. **CLAVUS.** Roundish, horny, cutaneous extuberance; with a central nucleus sensible at its base.

Found chiefly on the toes from the pressure of tight shoes.

Clavus. *Auct.*

Ecphyma Clavus. *Young.*

Zekh. *Pers.*

Hüneraug. *G.*

Cor des piés. *F.*

*Corn.*

Sometimes spontaneous, and gregarious, spreading over the whole head or body; sometimes rising to a considerable height, and assuming a horny appearance. In which case it makes a near approach to some of the species of lepidosis, especially 1. *Ichthyiasis cornea* and *cornigera*.

Our own *Phil. Trans.* and the Journals of the Foreign Societies are full of examples.

4. **CALLUS.** Callous, extuberant thickening of the cuticle; insensible to the touch.

Found chiefly on the palms of the hands and soles of the feet as the consequence of hard labour.

Nasur. *Arab.* Sheghe. *Pers.*

Swülle. *G.*

Calus. *F.*

*Callus.*

form a peculiar character in some species of melon: none of which are produced by insects, nor are we acquainted with the immediate cause.

4. *Ecphyma Callus.* Among those who accustom themselves to long journeys over the burning sands of Egypt, some have had their feet become as indurated with thick callus as an ox's hoof, so as to bear shoeing with iron; and in Siam such persons have been known to walk with their naked feet on red hot iron bars. See *Haller Elem. Phys. tom. V. p. 38.*

Produced also by frequent exposure of either hands or feet to hot water or to mineral acids. The feet have been rendered so callous by the use of sulphuric acid as to endure fire without pain: *Des-*



## GENUS IX.

## TRICHOSIS.

Morbid organization or deficiency of hair.

Haarkrankheiten. *G.*

1. SETÓSA. Hairs of the body thick, rigid, and bristly.

Hystriacis. *Plenck.*

Thrown off and renewed every autumn: six lines long, two or three thick, erect: five sons affected as the father; *Phil. Trans.* Vol. V. no. 424. See also *Journ. de Med.* Mar. 1756. *Paulini*, Cent. I. obs. 31.

2. PLÍCA. Hairs vascularly thickened; inextricably harled, and matted, by the secretion of a glutinous fluid from their roots: contagious.

Trichoma. *Sauv. Sag. Cull.*

Plica. *Linn. Vog.*

Plica Polonica. *Starnigel.*

Koltek. *Polon.*

Wischtel-zopff. *G.*

Plique. *F.*

Matted Hair. *Plaited Hair.*

Usually, but not always, appearing in, or confined to, the hairs of the scalp. In the beard, *Eph. Nat. Cur.* Dec. II. ann. viii. 94. Hairs of the cuticle, *Id.* obs. 71.

*landes Brem. Magaz.* I. p. 665. This acid is, hence, commonly employed by professed fire-walkers.

GEN. IX. TRICHOSIS. Τριχωσις, "pilare malum," *Actuar. περι Διαγν. παθ.* cap. vii. Trichiasis is the more common term, but it has often been used in a somewhat different and more limited sense. Athrix and distrix, sp. 2 and 4, are evidently derived from the same root: and the first is here employed, instead of alopecia, which is perhaps the more common term, because we have the authority of Celsus for asserting that this last imported properly a mere variety of *area*, spec. 5 of the present system, under which therefore it will be found. *Alopecia*, as to its origin, is derived from αλωπηξ, "vulpes," a fox, from this animal being supposed to lose its hair and become bald sooner than other quadrupeds; while ophiasis, the second variety under the same species, is deduced from οφίς, a serpent; from the serpentine direction in which the disease trails round the head. Polyosis, πολιωσις, spec. 3 is derived from πολίος, "canus," "candidus," white, hoary.



of the pudendum, *Id.* Dec. I. ann. iii. 220. *Paullini.*  
Cent. I. obs. 77.

Sometimes preceded by hemicrania, or other constitutional affection; and occasionally a sequel of psoriasis. In Poland it appears to be endemic.

3. **HIRSUTIES.** Growth of hairs in extraneous parts, or superfluous growth in parts common.

Hirsuties. *Plenck. Linn. Vog. Sag.*

Azeb. *Arab.*

Haarigkeit. *G.*

The most frequent variety is that of bearded women.

4. **DÍSTRIX.** Hairs of the scalp weak, slender, and splitting at their extremities.

Fissura capillorum. *Plenck.*

Distrix. *Vog.*

Gespaltete haare. *G.*

5. **POLIÓsus.** Hairs prematurely grey or hoary.

Poliosis. *Auct. Var.*

Spilosis Poliosis. *Young.*

Shejib. *Arab.*

Graukepf. *G.*

Grison. *F.*

Gray-hairs.

6. **ATHRIX.** Decay and fall of the hair.

Alopecia. *Sauv. Linn. Vog. Sag.*

Gangræna Alopecia. *Young.*

Daus-saleq. *Arab.* literally "morbus vulpis."

Chauveté. *F.*

Baldness.

- α* Simplex. Hairs of the scalp of a natural hue: gradually dying at the bulbs, or loosened by relaxation of the integument.

Defluvium capillorum. *Sennert.*

Alopecia simplex. *Sauv.*

Found, often, as a symptom in tabes, phthisis, porrigo and impetigo; and, as a sequel, in fevers of various kinds.

- β* Calvities. Hair grey or hoary: baldness chiefly on the crown of the head and confined to it. Mostly common to advanced age.

Calvities. *Vog.*

- γ* Barbæ. Decay and fall of the beard. *Horst.* II. p. 121.  
*Ephem. Nat. Cur.* Dec. III. ann. v. vi. obs. 280.



7. AREA. Patches of baldness without decay or change of colour in the surrounding hair; exposed plots of the scalp glabrous, white, and shining: sometimes spreading and coalescing, rendering the baldness extensive.

Area. *Celsus. Jonston.*

Alopecia areata. *Sauv.*

Porrigio decalvans. *Batem.*

- α Diffuens. Bald plots of an intermediate figure; existing in the beard as well as in the scalp: obstinate of cure. Common to all ages.

Alopecia. *Cels. Gal. et Auct. Græc.*

- β Serpens. Baldness commencing at the occiput, and winding in a line, not exceeding two fingers breadth, to each ear, sometimes to the forehead: often terminating spontaneously. Chiefly limited to children.

Ophiasis. *Cels. Gal. et Auct. Græc.*

The characters of these varieties are given almost literally from *Cels. Lib. vi. ch. iv.* The disease makes a near approach to porrigio *Area* of the present system.

8. DECOLOR. Hair of the head of a preternatural hue.

- α Cærulea. Of a blue colour. *Ephem. Nat. Cur. Dec. II. an. iv. Appx. p. 203. An. vi. obs. 226.*

- β Denigrata. Changed from another hue to a black.

*Paullini. Cent. III. obs. 59: the sequel of a fever.*

*Borelli, Cent. III. obs. 2, from exsiccation.—Schenck.*

*Observ. Med. I. 4, from terror.—Schurig, Spermatol; from white to black; the colour of the beard changed also.*

- γ Viridis. Of a green colour. *Paullin, Cent. I. obs. 93. Bartholin. Hist. Anat.*

- δ Variegata. Spotted like the hair of the leopard.

*Paullin. Cent. IV. obs. 67. Ephem. Nat. Cur. Dec. III. ann. iii. obs. 184.*

The hair occasionally grows, and has sometimes changed its hue after death. *Eph. Nat. Cur. passim.*

GEN. X. EPICHRYSIS. Ἐπιχρωσις, "superficies colorata vel maculata," a coloured or spotted surface. *Theophr de Caus. pl. lib. ii. cap. 7.* So Ἐπιχρωζω "in superficie coloro," whence ἐπιχρῶσμος, employed by Plato, "per summam coloratus." The genus is new, but it seems called for.

*Leucasmus* (λευκασμος,) is the vitiligo of Willan. The term is



## GENUS X.

## EPICHROSIS.

Simple discolouration of the surface.

Spilosis. *Young.*

Flecke. *G.*

1. LEUCASMUS. White, glabrous, shining, permanent spots, preceded by white, transitory elevations or tubercles of the same size; often coalescing, and creeping in a serpentine direction; the superincumbent hairs falling off and never re-sprouting.

Common to the surface; but chiefly found about the face, neck, and ears.

Vitiligo. *Willan. Batem.*

2. SPÍLUS. Brown, permanent, circular patch; solitary; sometimes slightly elevated, and crested with a tuft of hair.

Spilus. *Auct.*

Mahl. *G.*

Tache. *F.*

*Mole.*

---

merely changed to avoid confusion, as Dr. Willan has employed vitiligo in a sense different from every one who preceded him. Leucasmus, the direct import of which is *dealbatio*, "whitening or covering with white," is derived from λευκος, "albus, candidus," and expresses with sufficient accuracy the nature of the species. Spilus, from σπιλος, "macula," has been long in use. Lenticula, is more generally written in modern times lentigo; it is here given as it occurs in Celsus; who also employs ephélis from εφηλεις, "vitium faciei solis ustione;" but in a sense far more extended, and applying to affections which have no connexion with sun-burning. It is here limited to its appropriate signification. Aurigo is the yellow or orange hue of infants, so frequently occurring shortly after birth; and which is occasionally to be met with in later periods of life; depending, as Dr. Cullen observes, either on bile, existing indeed in the blood vessels, though not immediately excreted into them, or on a peculiar yellowness of the serum of the blood distinct from any connexion with bile. In Cullen this disease is referred to in a note on icterus in the class CACHEXIE, order IMPETIGINES, where icterus is introduced along with syphilis, scorbutus, elephantiasis,



3. **LENTÍCULA.** Cuticle stigmatised with yellowish-brown dots, resembling minute lentil seeds; gregarious; often transitory.

Found chiefly on the face, neck, and hands of persons possessing delicate constitutions, and red hair. When of a larger size, the Greeks called them phaciæ (φακίαι.) *Cels. VI. 5.*  
Lenticuia. *Cels.*

Lentigo. *Linn. Vog.*

Ephelis Lentigo. *Sauv.*

Nemesh. *Arab.*

Leberflecke. *G.*

Taches de rousseur. *F.*

*Freckles.*

4. **EPHELIS.** Cuticle tawny by exposure to the sun; often spotted with dark freckles, confluent or corymbose; disappearing in the winter.

Ephelis à sole. *Sauv.*

Nigredo à sole. *Sennert.*

Sommersprosse. *G.*

Hâle. *F.*

and a variety of other frightful and violent maladies, with which it has no natural or artificial connexion; and only because his method allowed of no other place for its reception. Sauvages has rightly distinguished between this disease as a mere cutaneous affection of infancy, and proper jaundice: by describing the first in Cl. I. Ord. I. under the name of *ephelis lutea*; and the second in Cl. X. Ord. VI. under that of *aurigo neophytorum*.

In drupaceous fruits, and especially those of a fine cuticle, as apples, we often meet with spots and discolourations of the same character as moles and freckles; the causes of which we do not always know, though we can sometimes trace them to small punctures in the cutis by birds and insects.

6. *Epicrosis Pæctlia.* Ποικιλία, a term of Isocrates, from ποικίλις, "versicolor," "pictus diversus coloribus;" whence *Pæctile*, the Porch or Picture-gallery of the Stoics at Athens. The species is new to nosological classification as well as the genus under which it occurs; but the morbid affection has been long known to physiologists; and it ought to have had a niche in the catalogue of diseases before now.

The different hues of black, copper-coloured, olive, and red, by which different nations are distinguished in different parts of the world cannot be regarded as diseases. They are as natural to them as a fair complexion to an European, and only constitute distinct



*Sun-burn.*

5. AURIGO. Cuticle saffron-coloured, without apparent affection of the liver or its appendages; colour diffused over the entire surface; transient: chiefly in new-born infants.

Ephelis lutea. *Sauv.*

Gelbe haut. *G.*

6. PÆCÍLIA. Cuticle marbled generally, with alternate plots, or patches of black and white.

Cutis variegata nativa. *Plenck.*

Blumenbach gives examples from a Tartar tribe, whose skin was naturally spotted like the leopard's, *De Generis Humani varietate nativa.*

features in the different varieties of the human race. They are, however, regarded as diseases by Plenck, who has entered them in his class MACULÆ, under the generic terms of rubedo *cutis* (rothe haut,) nigredo *cutis* (schwarze haut,) and albor *cutis* (weisse haut,) by the last intending, not the inhabitants of Europe or Asia Minor, but Albinos, or those included under the genus Alphosis, Cl. III. Ord. IV. of the present system.

Some of these natural, and many morbid discolorations have often been found relieved by cosmetics, as that of Homberg, which is a dilute solution of oxymuriate of mercury, with a mixture of ox-gall. Hartmann's cosmetic was a simple distillation of arum root in water. If the hands be deeply discoloured, they may be whitened by being exposed to the fumes of sulphur.

In the American states a black has occasionally been known to have the whole of the colouring pigment absorbed and carried off during a severe fever, and to arise from his bed transformed into a white man. See the same subject treated by M. Bose, *Pr. de Mutato per Morbum colore corporis humani*, Lips. 1785. Büchner relates the case of a man who, on the contrary, on recovery from a severe fever had his face tinged with a black hue; probably from a morbid secretion and deposit of a black pigment along with the rete mucosum of the face. *Miscel.* 1729, p. 260.

It is to the partial or variegated secretion of the cutaneous pigment that we are indebted for all the diversified and beautiful hues evinced by different kinds of animals and vegetables. It is this which gives us the fine red or violet that tinges the nose and hind quarters of some baboons, and the exquisite silver that whitens the belly of the dolphin, and other cetaceous fishes. In the toes and tarsal membrane of ravens and turkeys, it is frequently black; in common hens and peacocks grey; blue in the titmouse, green in the water-hen, yellow in the eagle, orange in the stork, and red in some species of the scolopax. It affords that sprightly intermix-



Chiefly found among negroes from an irregular secretion or distribution of the pigment which gives the black hue to their rete mucosum. In Albinos, whether among blacks or whites, the secretion appears to be entirely suppressed from constitutional debility or other defect. See *Alphosis*, Cl. III. ord. iv.

The subjects of this disease are commonly called *spotted* or *pye-balled negroes*.

Plenck asserts that he once saw a man with a green face, the right side of the body black, and the left yellow, produced by previous disease.

---

ture of colour which besprinkles the skin of the frog and salamander. But it is for the gay and glittering scales of fishes, the splendid metallic shells of beetles, the gaudy eye-spots that bedrop the wings of the butterfly, and the infinitely diversified hues of the flower-garden, that nature reserves the utmost force of this wonderful pigment, and sports with it in her happiest caprices.



## CLASS VII.\*

### TYCHICA.

FORTUITOUS LESIONS OR DEFORMITIES.

---

### ORDER I.

### APALOTICA.

AFFECTING THE SOFT PARTS.

The organization of the soft parts injured or interrupted by violent assault or exertion.

---

### GENUS I.

### TRESIS.

Forcible solution of continuity in a soft part, commencing externally.

---

CLASS VII. TYCHICA. Τυχικά, "fortuita;" "quæ fortè accidunt:" from τυχη, "eventus, seu casus fortuitus:" th. τυγχανω.

ORD. I. APALOTICA. Ἀπαλοτικά, from απαλοτης, "mollities, teneritudo." Its opposite is στερεοτικά, from στερεοτης, "firmitas, duritas, rigiditas, soliditas:" and hence this has been taken as denominative of the ensuing order. Possibly malactica and sclerotica might have been selected if they had been at liberty. But the first has been long since laid hold of in the materia medica to signify emollients; and the second in surgery to characterize the outermost or hardest

---

\* [In the "*Study of Medicine*," the 7th Class is not noticed at all. No doubt because the Diseases included under it do not fall to the care of the physician.]



Dialysis. *Parr.*

1. VULNUS. The substance of a soft part cloven; with a spread or gaping mouth.

Vulnus. *Sauv. Linn. Sag.*

Yara. *Arab.*

Wunde. *G.*

Blessure. *F.*

Wound.

- α Simplex. Simple disunion by a smooth and sharp instrument.

Vulnus simplex. *Sauv. Young.*

Playe simple. *F.*

Cut.

- β Lacerátum. The divided substance irregularly torn.

Laceratura. *Linn.*

Vulnus laceratum. *Young.*

Lacerated Wound.

- γ Pénetrans. The wound communicating with a cavity.

Vulnus penetrans. *Young.*

Penetrating Wound.

- δ Contúsum. The wound effected by an obtuse instrument, as a ball or splinter, and accompanied with contusion of the surrounding parts.

Vulnus scloppetorum. *Sauv.*

Sclopetoplagia. *Sag.*

Vulnus contusum. *Young.*

Coup d'arme à feu. *F.*

tunic of the eye, the sclerotis, or tunica sclerotica; and it is a useful Linnéan rule, well adapted to prevent confusion, not to employ a term in any branch of the same science in a new sense that has already been appropriated to a different. Either set, however, will answer equally well, and can plead equal authority for their use, though the latter is more common to the medical vocabulary.

GEN. I. TRESIS. *Tesis*, "plaga;" "solutio continui;" perforatio:" from *τιτραω*, "perforo," "terebro." Dialysis, as employed in a similar sense by Dr. Parr, might perhaps have been used on the present occasion, but that it has been generally applied by other nosologists to disunions of hard as well as of soft parts, and might hence prove a source of perplexity.

1. *Tresis Vulnus*. The author has preferred the limited sense of vulnus as given by the earlier nosologists, to the looser and more general signification of many writers of the present day, who include *puncture* under the term; and some of whom include *excoriation*. The definitions, it is hoped, are sufficiently precise to mark



*Gun-shot Wound.*

*Splintery Wound.*

2. PUNCTURA. The substance of a soft part perforated; with a minute, impervious mouth.

Punctura. *Sauv. Sag.*

Nish. Of Persian origin.

Stick. *G.*

Piquure. *F.*

Punctured Wound. *Bell.*

*Puncture.*

- α Simplex. Simple disunion by a sharp piercing instrument.

*Prick.*

- β Incuspidata. The point of the instrument broken off, and remaining in the course of the puncture.

Punctura à cuspidi fracta. *Sauv.*

Echarde. *F. Tissot. Avis au Peuple.*

*Splinter, needle, or thorn in the flesh.*

- γ Venenata. The pointed instrument loaded with an acrid or poisonous material; as the arrows of barbarians, with the lama or vicunas; the fang of the tarantula and several other spiders; the sting of the wasp, hornet, or scorpion.

Punctura venenata. *Sauv.*

Insekten-stick. *G.*

Piquure venimeuse. *F.*

*Poisoned Wound. Bell.*

the differences. Even in free colloquial language we seldom venture to call a puncture in the finger a wound, when made by a fine splinter or broken needle, in which the fragment remains imbedded in the flesh, without bleeding, and with scarcely a trace where it entered. Wounds, punctures, excoriations, and burns, however, have a close natural relation to each other, and ought to be arranged as so many species under one genus. In very slight cases of burns, indeed, there is no actual solution of the cuticle, nor even vesication; but these are imperfect instances, and scarcely deserve the name of disease, or the attention of the surgical practitioner. Causis (καυσίς) is here employed to signify *burn*, as cauma has already been to signify *inflammatory*, or *burning fever*, the synochus of Vogel, and Synocha of Sauvages and Cullen. The root of both is καίω, "uro."

2. γ T. Punctura Venenata. In Ceylon the leaves of the ophiorrhiza *Mungos*, and in South America the milky juice of the polygala *Senega* (snake-root) are said to be specifics against the bite of



3. **EXCORIATIO.** The substance of a soft part abraded at its surface.

*Ecdora. Auct. Græc.*

*Excoriatio. Auct. Recentior.*

*Attritio. Vog*

*Erythema Paratrima. Sauv.*

*Excoriatura. Linn.*

*Ertihash. Arab.*

*Hautschwörung. G.*

*Ecorechure. F.*

*Excoriation.*

α Simplex. Confined to the skin; chiefly produced by friction.

The remedial power of oil of turpentine or spirit of wine lately proposed as a new discovery, may be found noticed by Sydenham, *Opp.* p. 343, 783, and Camerarius, *Memo-rab. Cent. IV.* n. 53.

ς Complicata. Deeper than the integument, with contusion, or loss of subjacent substance. Chiefly produced by severe flagellation; though sometimes accidental. See *Pibrac*, *M. Ac. Chir. IV.* 63; *Fabre*, 74; *Louis*, 106.

the coluber *Naja* (cobra di capello, or hooded snake,) and the *crota-lus horridus* (rattle-snake.) as well as against various other empoi-soned punctures and lacerations. See *Amanitat. Acad.* Vol. II. art. 21: *Lignum Colubrinum.* Resp. *J. A. Darelius*; and art. 22, *Radix Senega*, Resp. *J. Kiernander*.

Olandah, from repeated experiments of its efficacy, recommends taking internally a mixture of rum and Cayenne pepper. *Goeth. Anz.* 1790.

In all these cases by far the most effectual remedy seems to be arsenic, whether in solution or oxyd. An arsenic pill, somewhat similar to that commonly given in India in cases of elephantiasis, as already remarked in the note on this disease, is asserted by Dr. Russell, in his *History of Indian Serpents*, to be employed with great success in the provinces of the Delta, under the name of the Tanjore pill, each of which forms a dose, and contains a grain of white arsenic. Mr. Chevalier, taking advantage of this hint, strongly enforced, in his lectures, a trial of this active alterative in all cases of wounds from venomous serpents: and Mr. Ireland, an intelligent pupil of his, has since carried Mr. Chevalier's recommendation into execution with wonderful success both in St. Lucie and Martinique. The preparation he used was Dr. Fowler's solution, in the proportion of two drachms every half hour till vomiting or



4. CAUSIS. The substance of a soft part chemically disunited or destroyed; with vesication or eschar.

Erethema Ambustio. *Sauv.*

Encausis. *Vog. Plouquet.*

Combustura. *Linn.*

Suzish, of Persian origin.

Verbrennung. *G.*

Brulure. *F.*

*Burn.*

---

## GENUS II.

### THLASMA.

Forcible derangement in the structure of a soft part, without disunion of the external integument.

Thlasma. *Galen. Dioscor.*

1. CONCUSSIO. The part weakened, or interrupted in its function, by sudden concussion, without extravasation of blood.

---

purging ensued, the last being encouraged by cathartic injections : but as half an ounce of lime-juice formed a part of every draught, the arsenic was necessarily decomposed and converted into the state of white oxyd. See *Medico-chir. Trans.* Vol. III. p. 393.

GEN. II. THLASMA. Θλασμα, from θλαω, "conquasso," "contundo, collido." The term is sufficiently broad to cover all the species which are here arranged under it. It is taken from Galen, as is also that which distinguishes the next genus : both which are here employed in the exact import which Galen assigns to them. Having spoken of ulcers, fractures, and spasms, in relation to a solution of continuity, he adds, "ejusdem genesis sunt et quæ Græci ρηγμα, (*rhegma*) et θλασμα, (*thlasma*), dicunt.—Hæc in vasis, musculisque, ex violento ictu vel gravi casu, vel alio quopiam valente motu excitata. *Method. Medend.* tom. vi. p. 85. The root of rhégma, in Latin "ruptio, ruptura," is ῥησσω, "frango, rumpo:" and from the above quotation we have a proof that the Greeks applied the term regma to every species of laceration of the soft parts, not commencing externally so as to make it a wound, by whatever kind of violence produced, whether a blow, a fall, or any other adequate cause : in the same manner as they applied the term thlasma to every species of conquassation, whether concussion, contusion, or strain, occurring in



Concussio. *Auct.*  
 Herkeshet. *Arab.*  
 Schütteln. *G.*  
 Concussion. *F.*  
*Concussion.*

2. CONTUSIO. The part weakened or disorganised in its vascularity by external compression; with extravasation of blood, and discolouration of surface.

Contusio. *Auct.*  
 Contusura. *Linn.*  
 Hers. *Arab.*  
 Zirknirschung. *G.*  
 Neurtrissure. *F.*  
*Contusion. Bruise.*

3. STREMA. The part weakened in its motive power by sudden and excessive exertion; with pain and tension.

Distensio. *Auct.*  
 Levy. *Arab.*  
 Verrenckung. *G.*  
 Entorse. *F.*  
*Strain. Wrench.*

---

## GENUS III.

### RHEGMA.

Violent snapping of a soft internal part into two or more portions.

---

like parts, from the same latitude of causes. When the lesion fell on a ligament or cartilage, we are informed by Galen in the same place, that the Greeks called it *αποσπασμα*, "avulsio;" probably from the injured part being distracted, or pulled out of its proper site or tone. But it does not seem necessary to continue this minute distinction.

Strema, *σπρεμμα*, "a strain, or wrench," from *σπρεφω*, "torqueo," has been long in medical use, and was the colloquial term employed among the Greeks to express this peculiar injury, as we learn from Ulpian, *Dem. Olynth. ii.* The best Latin synonym is perhaps *distensio*, but this is of looser meaning, and imports other affections as well as the present.



Rhegma (*ρηγμα*.) *Galen. Aristot.*

Ruptura. *Sauv. Linn. Vog. Sag.*

Laceratio. *Young.*

Kesret. *Arab.*

Zerzerretes. *G.*

Rupture. *F.*

*Laceration.*

1. **LIGAMENTARE.** Laceration of a ligament.

*Laceratio ligamentaris. Young.*

Found also frequently, as an accompanying lesion, in luxations and strains.

*Apospasma (αποσπασμα.) Auct. Græc.*

2. **MUSCULARE.** Laceration of a muscle or its tendon.

*Laceratio muscularis. Young.*

3. **VASCULARE.** Laceration of a blood-vessel.

*Laceratio vascularis. Young.*

4. **VISCERALE.** Laceration of a viscus.

*Laceratio visceralis. Young.*

## GENUS IV.

### HERNIA.

Protrusion of an abdominal organ through some interstice in its proper cavity, producing a soft and slightly elastic tumour.

*Cele (κηλη) Auct. Græc.*

GEN. III. RHEGMA. See the preceding note.

GEN. IV. HERNIA. *ἑρνια*: from *ἑρως*, "germen, ramus," shooting forth, ramification, whence the Latins called it *ramex*. Hernia, however, was a name given to the disease by the later Greek writers as Galen expressly informs us; for by the earlier it was simply called *κηλη*, (*cele*), *tumour*, or *swelling*. It was necessary, indeed, to make a distinction: since from the latitude of sense afforded by *cele*, the term was applied, and still continues to be so, to a variety of diseases which have no connexion whatever, except that of a greater or less degree of intumescence: as hydro-cele, sarco-cele, broncho-cele, encephalo-cele.

Some benefit, therefore, in point of precision, was gained by the introduction of the term *ἑρνια*, or *ramex*, however trivial the term in



Hernia. *Auct. Lat. Linn. Cull.*

Demm. *Arab.*

Bruck. *G.*

Hernie. *F.*

*Rupture.*

1. INGUINALIS. Tumour extending from the groin more or less deeply to the scrotum, or labia on either side.—Consisting of a portion of intestine or intestinal tunic, protruded through the respective abdominal ring, enclosed in a peritoneal sac.

Hernia inguinalis. *Heister. et Alior.*

Kervet. *Arab.*

*Inguinal Rupture.*

Bubonocoele: *Auct.* when confined to the groin.

Oschiocoele. *Auct.* } when at the bottom of the scro-  
*Scrotal Rupture.* } tum.

Occasionally found ossified, *Eph. Nat. Cur. Cent. X.* obs. 57.

α Intestinalis. Descent of a portion of intestine alone: tumour tense, equal, roundish.

Enterocoele. *Auct.*

β Omentalis. Descent of a portion of omentum alone: tumour soft, compressible, unequal, oblong.

Epiplocele. *Auct.*

γ Duplicata. Descent of some portion of intestine and omentum.

Entero-epiplocele. *Auct.*

δ Congénita. Sac formed of the tunica vaginalis; tumour in immediate contact with the testicle.

itself. Yet even hernia has been employed by many writers with too loose an interpretation, and been allowed to run a race almost as wide as *cele* though expressly intended to be restrained to a particular division of the diseases which the older term had been allowed to comprise. And we have hence had hernias of the brain, of the eye, of the uterus, of the veins; fleshy, bloody, watery, and windy hernias, with as much confusion as was ever produced by the use of *cele* in its wildest pruriency. Sauvages seems to have been altogether at a loss what to do with the term; and has hence entirely dethroned it, and re-established *cele* upon its downfall. There are many writers, however, who have used it in a more limited and correct sense. Heister perhaps led the way to this greater simplicity of import; and he was soon followed by Linnéus, who possibly



*Hernia congenita.* *Haller. et Auct. Recentior.*  
*Congenital Rupture.*

As this variety must accompany, and consequently be coeval with, the descent of the testis, it must necessarily take place only a few weeks before, or at an early stage after, birth.

See *Baillie, Morb. Anat. Fasc. IV. Pl. 7, 8.*

2. *FEMORALIS.* Tumour seated on the upper and anterior part of the thigh.—Peritoneal sac protruded through the opening for the transmission of large blood-vessels.

*Hernia femoralis.* *Auct.*

*Hernia cruralis.* *Heister et Alior.*

*Femoral or Crural Rupture.*

Admits of an intestinal, omental, and duplicate variety, as in the preceding species.

Is sometimes found included in a double sac, the interior of which has occasionally been mistaken for the intestine, till laid open. See Mr. Chevalier's two cases, *Medico-chir. Trans. Vol. IV. p. 322.*

3. *UMBILICALIS.* Tumour protruded at the navel. Involved in a peritoneal sac, often blending itself with the neighbouring parts: contents sometimes bursting, from magnitude, through sac and skin.

*Hernia umbilicalis.* *Heist. et Alior.*

*Umbilical Rupture.*

Admits of an intestinal, omental, and duplicate variety, as in the preceding species.

carried his restraint somewhat too far, hernia being with him limited to a protrusion of the intestinal canal alone: and hence his definition is as follows: "*intestini obiecti ultra propriam sedem protrusio.*" Cullen has unfortunately restored the term to its larger and looser sense; and hence in the present day it has little or no definite meaning whatever. Mr. B. Bell has again attempted to give it a precise import by confining it, not indeed with Linnéus, to prolapses of the intestinal canal alone, but to a "protrusion of some part or parts from the cavity of the abdomen;" and it is in this middle sense that hernia is employed in the present system; being limited to what Harvey has forcibly called the "*abdominal penetra-*"

*trails.*"  
 Hernia is in almost every instance the result of violence or undue exertion, either alone, or in conjunction with a local laxity of fibre.



- ♂ **Ventriculi.** Protrusion of the stomach into the hernial sac, with or without a portion of the intestinal materials.

*Hernia ventriculi. Haller. et Alior.*

*Gastrocele. Auct. Var.*

*Hernie de l'estomac. La Faye sur Dionis.*

*Rupture of the Stomach.*

- ♀ **Hépatis.** Protrusion of the liver into the hernial sac, with or without a portion of the intestinal materials.

*Hernia hepatis. Bossnii et Alior.*

*Hepatocele. Auct. Var.*

*Hernie du foye. Arnaud des Hern.*

*Rupture of the Liver.*

- ζ **Splénis.** Protrusion of the spleen into the hernial sac, with or without a portion of the intestinal materials.

*Hernia lienis. Fabr. Hildan. Epist.*

*Splenocèle. Auct. Alior.*

*Hernie de la rate. Arnaud. des Hern.*

*Rupture of the Spleen.*

4. **VENTRALIS.** Tumour found indefinitely in the region of the belly: for the most part adjoining the linea alba. Peritoneal sac often large, and protruded between the interstices of the abdominal muscles.

*Hernia ventralis. Heister. et Alior.*

*Ventral Rupture.*

---

It belongs therefore obviously to the present class and order. Even in congenital hernias it is probable the same causes would be found to apply if we could trace their commencement; and this more especially in those that take place subsequently, instead of antecedently, to birth, and accompany the testicle in its retarded descent into the scrotum. The English name of *rupture* is highly improper, being founded in a misconception that the peritoneal tunic is lacerated in every instance of the disease, instead of being merely elongated and protruded as a surrounding sac. It is only in a few cases of the ventral and umbilical species that an actual rupture has been found; and in these instances it has occurred less from the nature of the disease, than from the weight and magnitude of the protruding viscus. The French, more correctly, confine the term *rupture* to express the genus *rhegma*, which by Latin writers was indeed usually denominated *ruptura*.



Varied as in the preceding species, and the varieties distinguished by the same organic names. Chiefly found during infancy, or in corpulent habits.—Once in a woman who had submitted successfully to the Cesarian section. *Saviard, Observ. Chirurg.*

5. ISCHIATICA. Tumour seated on the upper part of the male perinæum, or lower part of the female labia. Peritoneal sac protruded through the great foramen of the ischium; mostly filled with a portion of intestine.

*Hernia foraminis magni ischii. Auct.*

*Ischiatocele. Vog.*

*Ischiocele. Sag.*

*Hernia of the Foramen Ovale. Bell.*

6. VESICALIS. Tumour seated in the groin, forepart of the thigh or perinæum: fluctuating.—Formed by a protrusion of the bladder; commonly subsiding on voiding urine.

*Hernia vesicæ urinariæ. Sallzmann.*

*Hernia cystica. Auct. Var.*

*Cystocele. Platner. Ign. La Chausse. Sauv.*

*Hernie de la vessie urinaire. Mery. Mem. de l'Acad.*

*Rupture of the urinary Bladder.*

α Simplex. The naked bladder alone protruding.

β Complicata. Protruded bladder, accompanied with a portion of intestine or omentum, surrounded by the peritoneal tunic.

7. DIAPHRAGMATICA. Indefinite intumescence, or fullness of chest, with difficulty of breathing, and a sense of weight pressing internally on the lungs.

Formed by a protrusion of a portion of intestine into the chest through an aperture in the diaphragm. May be produced by violence or ulceration; but is more frequently the result of a misformation of the diaphragm. See *Baillie, Morb. Anat. Fasc. IV. Pl. 8, f. 1.*



## GENUS V.

## ENTHESIS.

Irritation or obstruction of a natural passage by the introduction of an improper material.

Obstructio. *Young.*

1. OESOPHAGEA. Improper material obtruded into the esophagus.

Obstructio oesophagea. *Young.*

The more common substances are hairs; small feathers; fish-bones; fruit-stones; various pieces of money.

These have often remained fixed for a very long time; and have occasionally been found to migrate to very remote parts. A needle has continued in the esophagus for nine years before it was loosened and discharged; *Kehring*, Specil. Anat. obs. 42. A fish-bone, after long obstruction, worked its way through the substance of the esophagus, and was at length thrown out at the cutis; *Arculari*, *Practica*, cap. 57. The point of a sword, for thirty years buried in the eye, was at last ejected by the palate; *Hoechstetter*, Dec. VI. cas. 9.

The esophagus has sometimes been large enough to allow a half-crown to pass without injury, which has been evacuated by the rectum. A half-crown piece of this kind is in Dr. Hunter's Museum. See also *Baillie*, Morb. Anat. Fasc. III. Pl. 1, for several other curious examples.

2. VENTRICULARIS. Improper material swallowed into the stomach.

Obstructio ventricularis. *Young.*

$\alpha$  *Mechánica*. Hard and indigestible substances; as a knife; a nail; pieces of money; a multitude of fruit-stones.

$\beta$  *Venenáta*. Poisonous substances, vegetable, mineral, or chemical.

3. INTESTINALIS. Improper material lodged in the intestinal canal.

---

GEN. V. ENTHESIS. 'Ενθεσις, "insititium;" "a foreign substance or fragment of a foreign substance introduced into a substance of a different kind." And hence the term at times imports a graft or scion.



Obstructio intestinalis. *Young.*

Occasionally discharged by an abscess at a distance; sometimes when pointed and slender, as pins or needles, migrating to a remote organ. See Phil. Trans. 1768-9. *Nichols.*—Lond. Med. Journ. IV. 77, *Bew:* VI. 36, *Mills:* *Id.* 401, *Boys.*

4. TRACHEALIS. Improper material lapsed or inhaled into the trachea.

Obstructio trachealis. *Young.*

α Mechanica. Impeding the passage.

β Mephitica. Noxious to the respiration.

5. URETHRALIS. Foreign substance broken in the urethra, or dropped from it into the bladder.

Chiefly fragments of bougies, improperly manufactured; or continued to be employed by the patient after being worn out.

The author was once consulted in a case in which the operation for lithotomy had been performed to recover a fragment of a bougie that had been unskilfully pushed into the bladder. The operation was in vain, and the man died. Had the patient been a female, the proper operation would have consisted in enlarging the urethra by sponge-tents, or some other elastic instrument, so as to have admitted the fore-finger, or stone-forceps. See Cl. VI. Ord. II. 4. *Lithia, vesicalis.*

## ORDER II.

### STEREOTICA.

#### AFFECTING THE HARD PARTS.

The continuity or connexion of the hard parts impaired or interrupted by violent assault or exertion.

ORD. II. STEREÓTICA. Στερεοτικά, from στερεότης and στερεός, “duritas, firmitas,” and “durus, firmus.” The term is applied to horns by Aristotle: κερατα στερεα; and in the Odyssey to stones: στερεη λιθοι. See note on Order I. APALOTICA.



## GENUS I.

## CATAGMA.

Forcible division of a bone into two or more parts.

Catagma. *Galen, et Auct. Græc.*

Clasis. *Parr.*

1. FRACTURA. Bone broken; the divided edges more or less separated from each other.

Pain; impeded function; where moveable, a grating sound on motion; where immovable, morbid depression or other inequality.

Fractura. *Auct.*

Mekser. *Arab.*

Bein-bruch. *G.*

Fracture. *F.*

*Fracture.*

- α Simplex. Bone simply divided, with little injury to the surrounding parts.

*Simple Fracture.*

Produced occasionally, by violent action of the proper muscles of the bone, without other force—chiefly by spasmodic action. See *Act. Nat. Cur.* Vol. VII. obs. 127. *Leske, Auserl. Abh. Band. III. p. 279,* the shoulder.—Both thigh-bones broken by tetanus, *Desportes, Hist. des Maladies de St. Domingue, II. 171.*—Another case, by convulsions, *Eph. Nat. Cur. Dec. I. ann. ii. obs. 225.* See CLONUS, *Palpitatio, α.*

The ends of a fractured and ununiting thigh-bone, united by sawing off the tips; *Medico-chir. Trans. Griffith Rowlands, Vol. II. p. 47.*

- β Comminuta. Bone shivered at the divided part.

Fracture avec fracas. *F.*

*Splintery Fracture.*

---

GEN. I. CATAGMA. Κατάγμα, from καταγω, “confringo.” So Galen, “In osse fractura, Græcis κατάγμα dicitur.” *Meth. Med.* Tom. VI. 85. And this he tells us, shortly afterwards, was the colloquial term, for that it was technically denominated απαγμα (απαγμα) “Huic proprium nomen inditum Græcè est κατάγμα, omnibus ferè hominibus qui Græcè loqui norunt, tritum: απαγμα namque medicorum appellatio propria est, plebi inusitatum.” *Meth. Med.* Tom. VI. 151.



γ *Denudata*. Divided edge of the bone penetrating the skin, and laid bare.

*Compound Fracture.*

δ *Complicata*. Combined with depression, dislocation, or other injury.

*Complicated Fracture.*

2. *FISSURA*. Bone cracked: the divided edges still in contact.

External violence: the internal derangement more than correspondent to the external injury.

Selau. *Arab.*

Schrunden. *G.*

Felure. *F.*

*Fissure.*

Chiefly affecting the cranium, though the long bones are occasionally subject to it, and especially the ribs. See *Heister*, Chir. Tom. I. cap. vi.

α *Subjacens*. Fissure immediately below the external injury: morbid symptoms confined to the same region.

*Simple Fissure.*

β *Contra-jacens*. Fissure and severest symptoms on the opposite side of the skull, to the external injury.

*Contra-fissura*.—*Resonitus*. *Plouquet*.

*Counter-fissure.*

γ *Complicata*. Combined with a counterstroke producing concussion or extravasation; or with some associate injury on the same side.

See a singular case of *Le Dran's* in which the outer table of the head was fissured; the inner had a small bony scale thrown off from it; and concussion with extravasation took place on the opposite side of the skull. *Obs.* xvii.

## GENUS II.

### CAMPSIS.

Bone or cartilage forcibly bent from its proper shape without breaking.

GEN. II. CAMPSIS. *καμψις* "flexio, curvatio, inflexio:" from *καμπτω*, "flecto, inflecto, incurvo."



1. **DEPRESSIO.** Form of the bone or cartilage flattened or bent inwards.

Thlasis. *Vog.*

Depressio. *Auct. Var.*

*Depression.*

Found chiefly in young subjects; and principally on the cranium and ensiform cartilage of the chest. Bone often recovering its proper figure with the gradual growth of the frame.

Found also, occasionally, in persons predisposed to parostia *flexilis*, or softness of bones: which see.

## GENUS III.

### EXARTHREMA.

Extrusion of a bone from its seat of articulation.

Exarthrema. *Auct. Græc. Sauv. Sag.*

Luxatura. *Linn.*

Ankhyla. *Arab.*

Verrenckung. *G.*

Luxation. *F.*

*Dislocation.*

1. **LUXATIO.** Bone, easily and extensibly moveable, forced completely from its articulating cavity.

Exarthrema Luxatio simplex. *Sauv.*

Exarthrema completum. *Alior.*

Luxatio. *Vog.*

Luxation complete. *F.*

*Luxation.*

The humerus has been luxated by a fit of convulsions, *Bilguer*, *Wahrnehmung*. &c. p. 221.

GEN. III. EXARTHREMA. Ἐξάρθρωμα, "exarticulatio," from ἄρθρον, "artus." The term is in common use with Hippocrates, Galen, and all the Greek writers. *Loxarthrus*, by which the third species is distinguished, is comparatively of modern date; but it has obtained general credit, and there is no necessity for disturbing it. It is derived from λοξός "obliquus," and ἄρθρον, as above,—"twisted, or oblique joint."



2. **SUBLUXATIO.** Bone, easily and extensively moveable, forced partially from its cavity; and resting on the edge of the socket.

Exarthrema Subluxatio simplex. *Sauv.*

Exarthrema incompletum. *Alior.*

Subluxatio. *Vog.*

Luxation incomplete. *F.*

*Subluxation.*

In the *Act. Nat. Cur.* Vol. X. obs. 68, is a singular case of luxation, or subluxation of the vertebræ of the neck, without serious mischief.

3. **LOXARTHROS.** Bone, slightly and narrowly moveable, forcibly loosened in its articulation, and distorted in its relative position.

Loxarthrus. *Sauv. Sag.*

Perversio capitis Ossium. *Duverney*, Tom. ii. cap. ii.

Chiefly occurring in the bones of the chest, with subsequent gibbosity, especially in young persons: and in the bones of the carpus and tarsus, producing crooked wrists and splay-feet.

## GENUS IV.

### DIASTASIS.

Forcible separation of immovable bones or their appendages from their natural union with each other.

Diastasis. *Auct. Græc. Sauv. Sag.*

Ossium recessus. *Auct. Lat.*

Luxatio Diastasis. *Young.*

Ecartement des os. *F.*

*Separation of bones.*

1. **EPIPHYSICA.** Separation of a bone from its epiphysis.

Diastasis epiphysica. *Sauv.*

Diastasis epiphysium. *Duverney*, Tom. II. cap. i.

Confined to the stages of infancy and feeble adolescence: for the epiphyses of bones in a healthy constitu-

GEN. IV. DIASTASIS. Διαστασις, "interstitium, intervallum, di-remptio, distractio in duas partes;" from διαστημι, "separo, dissocio."



tion become gradually apophyses or constituent parts of the bones themselves.

Often mistaken by the unskilful for a luxation; and aggravated by vain and painful attempts to effect a reduction.

See, on this subject, *Heister*, Chirurg. Tom. I. l. iii. §§ 13. 19.

2. CARTILAGÍNEA. Separation of bones connected by an intervening cartilage.

Diastasis synchondrosica. *Sauv.*

Diastasis synchondroseon. *Fabr. Hildan.*

Diastasis. *Parr.*

Exemplified most commonly in the separation of the symphysis pubis in cases of preternatural labour: though other instances are not unfrequent.

Separation of the bones of the pelvis by a violent fall from a horse, *Phil. Trans.* Vol. XLIV. *Cameron.*—*Leske*, Auserl. Abhandl. III. 299.—Ileum separated from the sacrum, *Fabr. Hildan.* Opp. p. 992.

3. SUTÓRIA. Separation of connecting sutures.

Diastasis raphica. *Sauv.*

Recessus suturarum Cranii. *Duverney.*

Diachalasis. *Vog.*

A separation of the sutures of the scull is usually fatal. Mr. B. Bell mentions one instance of an injury of this kind that terminated favourably; *Surg.* Vol. VI. ch. xl. sect. ii.

---

## ORDER III.

### MORPHICA.

#### MONSTROSITIES OF BIRTH.

Deformities anomalously produced during the generation or growth of the fetus.

---

ORD. III. MÓRPHICA. *Μορφικα*, “ad formam spectantia:” from *μορφη*, “forma.”

Most of the genera under this order may find parallels among plants which are perpetually affording monstrosities of every kind.



## GENUS I.

## METROCELIS.

Congenital discolorations on the surface.

*Metrocélis. Auct. Var.*

*Nævus. Sauv. et Alior.*

*Khal. Arab. Pers. Bek. Turc.*

*Muttermahle. G.*

*Envie. F.*

*Mother's-mark.*

1. SPILÓSA. Simple, superficial, circumscribed stain; for the most part yellow, brown, or red.

*Nævus flammeus. Plenck.*

*Feuermahl. G.*

*α Circularis. With a circular or orbicular outline.*

*β Foliacea. Leaf-shaped.*

*γ Arachnoides. With slender, claw-shaped, or spider-legged ramifications.*

2. FRUCTIFÓRMIS. Dark-coloured, yielding extuberance; in the form of fruit; with a glabrous or granulated surface.

The fruits chiefly represented are the cherry, currant, and grape, with a smooth surface; and the mulberry, raspberry, and strawberry, with a palpulous surface.

*α Pediculata. Possessing a foot-stalk.*

*α Sessilis. Fixt to the surface by a broad base.*

3. TURDESCENS. Large, loose, sanguine, irregular-shaped tumour; sensibly composed of a congeries of bloated and distorted vessels.

Sometimes they occur in the stem, which is contorted, curved, or otherwise crippled, and particularly in cold climates. Sometimes the leaves are supernumerary, frizzled, too thick, or discoloured. Trefoil, for example, occasionally produces four leaves; and the beech and other trees occasionally leaves of a permanent red. So fruits are frequently too large or too small, aggregate, crooked, or offer twins of various kinds; among the more curious of which is that of one involving another in its interior, as especially occurs in the lemon.

GEN. I. METROCELIS. *Μητροκηλιδ*, "materna macula:" from *μητηρ*,



Nævus cavernosus. *Plenck*.—It also includes the preceding.

4. **DIFFUSA**. Discoloration spreading indeterminately over a limb, or a large part of the body.

Riedlin describes a case of universal discoloration from a fright of the mother, making an approach to epichrosis *Pæcilia*: *Lin. Med.* 1696. p. 110.

5. **CANA**. Hair of the scalp hoary. *Schenck ex Stuckio*, Lib. I. obs. 3.

## GENUS II.

### OLOPHONIA.

Congenital misconstruction of the vocal organs.

1. **NARIUM**. Misconstruction of the nostrils.
  - $\alpha$  **Obstruens**. Impeding the utterance, from imperforation or other cause.  
*Imperforate Nostrils*. *Young*, p. 414.
  - $\beta$  **Defectiva**. The organization incomplete.
2. **LINGUÆ**. Misconstruction of the tongue or its appendages.
  - Paraglossa**. *Vog*.
  - $\alpha$  **Adhesiva**. Adhesion to the surrounding parts.  
*Adhesion of the Tongue*. *Young*. p. 414.
  - $\beta$  **Frænata**. Tied beneath by contraction of the frænum, or its extending too near the tip.  
**Ancyloglossum**. *Auct*.  
*Tongue-tie*.

“mater,” and *κηλεις*, “macula.” See Mr. Abernethy’s valuable remarks for removing many of the worst cases of this deformity without an operation, by merely confining the distended vessels, and diminishing the temperature; illustrated with several successful cases. *Observations*, 1810. p. 224.

Nævus is a more common name for this affection than metrocelis; but it is a barbarous term of very doubtful origin.

GEN. II. OLOPHÓNIA. Ὀλοφωνία, for ολοοφωνία, “oblæsa vox:” from ολλω, ολλυω, or ολλυμι, “perdo, pernicio, infero, perimo;” and φωνη, vox. *Crat. in Horis ex Athen.* l. ix. The genus is wide, but the term sufficiently extensive to cover it.



- γ Deglutatória. Frænum loose or absent, and the tip of the tongue doubling back upon the fauces.

Paraglosse deglutatoria. *Sauv.*

For examples, consult *Petit's* "Observations," containing numerous cases.

3. PALATI. Misconstruction of the palate.

Hyperoum. *Auct. Var.*

4. LABII. Misconstruction of the lips.

- α Lobata. Lip lobed or divided in the middle ; edges separated and convex.

Lagostóma. *Auct.*

Labium leporinum. *Sauv.* I. 783.

Hasen-scharte. *G.*

Bec de lièvre. *F.*

*Hare-lip.*

Usually, but not always, prevents suction, *Brouzet*, *Sur l'Education Medic. des. Enfants*, II. p. 143.

- β Bilobata. Lip bilobed, or doubly divided.

- γ Prolapsa. One or both lips striking broad and projecting.

## GENUS III.

### PARÆSTHESIS.

Congenital misconstruction of the external organs of sense.

1. AUDÍTUS. Misformed organ of hearing.

- α Flácça. Lobe of the ear broad, loose, and pendent.

Proptoma auricularum. *Sauv.*

Said to be a common deformity among the natives of Siam.—The source of the surname of *Flaccus* in ancient Rome.

*Flap-ear.*

"A beetle-headed, *flap-ear'd* knave." *Shaksp.*

- β Obstruens. Impeding the entrance of sound, from imperforation or other cause.

---

GEN. III. PARÆSTHESIS. Παραισθησις, "sensus, imperfectus :"  
from παραισθανομαι, "in sensû fallor ; in composum sensûs." Theme  
αισθανομαι, "sentio," whence ÆSTHETICA, the name for Order II. of  
Class IV.



*Imperforate Ear.* Young, p. 414.

γ Defectiva. The organization incomplete.

Cophosis congenita. Sauv.

Surditas congenita. Alior.

*Congenital Deafness.*

2. OLFACTUS. Misformed organ of smell.

α Obstruens. Impeding the entrance of scents, from imperforation or other cause.

β Defectiva. The organization incomplete.

3. VISUS. Misformed organ of sight.

α Unoculata. Possessing only one eye.

Unoculus. Auct. Lat.

Monopia (μονωπία) Auct. Græc.

Cyclops.—Monoculus. Plouquet.

See Nov. Act. Cur. Vol. VIII. obs. 7—Eller, Mem.

GEN. IV. PEROSPLANCHNIA. Πηροσπλαγχνια. "viscus mancum:" from πηρος, "mancus, mutilus, captus parte aliquâ corporis," and σπλαγχνον, "viscus." The latter part of the term is in the mouth of every one.

Mutilations similar to these are also perpetually occurring among plants. Sometimes from unfavourable climate or unaccordant soil, the corol is imperfectly formed; and the disease is then termed *flos mutilus*. In cold seasons the corols are sometimes entirely wanting in *viola odorata* and *v. canina*. Wildenow asserts that *campanula hybrida*, in some parts of Germany, is constantly without corols, though it possesses them in France and Italy. We meet with a like defect in various species of *ipomœa*, *tussilago*, and *lychnis*. The common clove-pink (*dianthus caryophyllus*) must often have been seen by most persons with the scales of its calyx so much augmented that the flower resembles an ear of wheat, and the corol never appears. In like manner the stamens are often imperfectly formed, and exhibit various mutilations: or the calyx is defective, or the spur, in those naturally possessing this appendage, is entirely wanting.

6. β. P. *Genitura Defectiva*. The testes commonly descend about the seventh month of pregnancy; and if the descent do not take place before birth, it is usually attended with some pain and trouble, and is frequently not completed till the approach of puberty. But there are some tribes that are said to be naturally monorchid, or possessed of only a single testis. Linnéus made a distinct variety of some African tribes of the genus *homo* on this account; and the following passage from Mr. Barrow's "Voyage to Cochinchina" gives some confirmation to the idea. "Some of the men among the Koras (a supposed mixed breed of Hottentots and Kaffers) were observed to be monorchids; but whether the defect was in conse-



de l'Academie de Berlin, 1754—*Gilibert*, *Adversar. Pract. Princ.*—*Medinisches Wochenblatt*, 1785.

β Pupillaris. Pupil incomplete in its power of vision.

## GENUS IV.

### PEROSPLANCHNIA.

Congenital misconstruction of the viscera.

1. CRANII. Misconstruction of the head.

α Capitosa. Head enormously bulky: contents solid.

Capito. *Auct. Lat.*

Revausey. *Arab.*

Grosse-kopffg. *G.*

Jolt-head.

β Hydropica. Head enormously bulky from dropsical affection.

See *Med. Com.* Ed. VI. p. 422.—*Remmeth*: connected with deficiency of brain. Repeated punctures appeared useful.

γ Cerebralis. Brain incomplete in quantity or organization.

Without cranium, and a fleshy mass instead of brain, *Vallisner*, *Oper.* I. 330—*Soemmering*. *Abbildungen und Beschreibungen einiger misgeburten.* Mainz. 1791—Without brain or medulla oblongata, *Dufour*. *Journ. de Med.* xxxv.—Acephalous; lived eleven hours. *Act. Med. Berol.* Dec. I. viii.—Lived five days; another case six days; *Plouquet*.

2. CORDIS. The heart misconstructed or misplaced.

α Perforata. The two ventricles communicating: lips purple.

Cyania. *Cricht.*

Foramen ovale and ductus arteriosus open at seven-

quence of some operation submitted to while young on superstitious grounds, or occasioned by accident, or the sport of nature, does not appear to have been ascertained." A similar defect has been noticed among one or two of the wandering tribes on the skirts of the Caucasus; for which see *Klaproth's Travels in the Caucasus and Georgia, in loc.* The author has at this time a healthy family



teen years of age, *Mem. Med. Soc.* Vol. VI. *Spry*. See also description of malformation in the heart of an infant, *Standert*, *Phil. Trans.* 1805. p. 228. A still more complicated case in *Baillie's Morb. Anat.* Pl. VI.

β Translative. Heart transposed to the right side.

γ Expers. Heart totally wanting.

See *Hewson* on the Lymph. Syst. Part II. p. 15. There were other defects besides the total absence of the heart. "The circulation had been carried on merely by an artery and a vein, whose coats therefore probably were muscular."

δ Multiplicata. Heart duplicate, or more than duplicate.

Double: See *D'Abouville*, *Amer. Phil. Trans.* Vol. I. v.—In a partridge, *Tode*, *Annalen* V. p. 1. In a dog, *Paullini*, *Cynograph. cur.* p. 43.—In a hen, *Eph. Nat. Cur.* Cent. VIII. obs. 8—Triple: found several times in geese. *Eph. Nat. Cur.* passim.

3. ALVEI. The intestinal canal or its involucre misconstructed or perverted

α Perforans. The intestines perforating the involucre.

See *Calder Ed. Med. Ess.* I. art. XIV. Intestines appeared externally, having fallen through a perforation above the navel: child in health when born, but died four days afterwards.

β Defectiva. Some of the parts wanting. See *Dinmore*, *Lond. Med. Journ.* XI. p. 339. Parietes deficient. Similar defect, *Act. Soc. Med. Hafn.* I. Saxtorph.

γ Obstruens. Obstruction in the alvine passage, from imperforation or other cause.

See *Calder*, as above, case 2. Fleshy tumour.—Pylorus imperforate from a fleshy tumour seated on it, and completely blocking it up: duodenum double: child lived seven days after birth. See *Calder*, as above, case 2.

---

under his care, in which all the sons, consisting of three, were successively born anorchid or monorchid: in the eldest, fourteen years of age, both testes have now descended; in the second, thirteen years old, one has descended, the other is now passing through the ring; in the youngest, twelve years old, there is at present no proof of more than one testis.



*Imperforate Rectum. Baillie.*

See Pappendorp von der verschliessung der afters.

8. Leipz. 1783.

## 4. HEPATIS. Misconstruction of the liver.

Double. *Schenck*, lib. iii. sect. ii. obs. 8.

## 5. VESICÆ. Misconstruction of the bladder or urinary channel.

Bladder deficient. *Duncan*, Edin. Med. Journ.

IV. 403.

Urethra imperfect and imperforate: urine discharged from a papilla near the navel: child otherwise in health: age not mentioned. *Mowath*. Edin. Med. Ess. Vol. III. art. xiv.

## 6. GENITURÆ. Misconstruction of the genital organs, or their appendages.

α *Supérflua*. Organization superfluous or anomalously multiplied.Double uterus and vagina. *Purcell*, Phil. Trans. 1774, p. 472.Double penis. *Schenck*, Hist. Monstror. *Plouquet*; Von der Erbfähigkeit der kinder, p. 38.Penis of enormous size. *Memoires concernant les Arts*. 1672, p. 27. *Wolff*, Lect. Memorab. I. 434.β *Defectiva*. Organization incomplete.

One or both testicles defective. Generally from emansion.

Prepuce or clitoris imperfect or wanting.

Vesiculæ seminales confusedly united, and wanting their excretory ducts. The necessary result of this defect in an adult must be dysspermia, and consequently agnesia. See *Baillie*, Morb. Anat. Fasc. VIII. pl. 1. fig. 2.γ *Obstruens*. Obstruction in the male or female passage from imperforation or other cause.Atreta. *Vog*.

---

 GENUS V.

## PEROMELIA.

Congenital misconstruction or mutilation of the limbs.

## 1. DECURTATA. Limbs curtailed of their proper length.



Artetiscus. *Vog.*

$\alpha$  Brachii. Arms preternaturally abridged.

$\beta$  Cruris. Legs preternaturally abridged.

2. TRUNCATA. Limbs or parts of a limb totally wanting.

$\alpha$  Capitis. Head totally wanting.

$\beta$  Brachii. Destitute of one or both arms.

$\gamma$  Cruris. Destitute of one or both legs.

$\delta$  Mánûs. Destitute of one or both hands.

$\epsilon$  Pédis. Destitute of one or both feet.

$\eta$  Complicáta. Destitute of various limbs.

3. CONTÓRTA. Limbs incurvated or confused in their organization.

Fedaet. *Arab.*

$\alpha$  Colli. Wry-necked.

Saur. *Arab.*

$\beta$  Gibbósa. Hump-backed or hump-shouldered.

Akdab. *Arab.*

$\gamma$  Valga. Bow-legged or bandy-legged.

Akel. *Arab.*

$\delta$  Plauta. Splay-footed or splay-handed: having the foot or hand turned inwards. Hence the name of *Plautus*, the Roman dramatic poet.

Fedegh. *Arab.*

$\epsilon$  Loriformis. Club-footed or club-handed.

GEN. V. PEROMELIA. Περομελία: from *πηρος*, as above, and *μελος*, "membrum:" whence *περομελης*. "mutilus, qui mutilatus, est membris."

2.  $\eta$ . *P. truncata Complicata*. Miss Bevan, thus preternaturally mutilated, exhibited herself a few years ago, in this metropolis: a mere head and trunk, with the rudiments only of shoulders and lower limbs. She was about thirty years of age, of agreeable face, form of body and manners; well educated; worked with her needle by means of the tongue; and painted miniature portraits with great delicacy and close resemblance, by holding her pencil between the right cheek and shoulder; by the same contrivance she wrote a neat running hand.

4.  $\alpha$ . *P. superflua Digitorum*. The peculiarity is often propagated to succeeding generations. See Mr. *Carlisle's* account of the family of the Colburns of America: one of whom was lately exhibited in this metropolis as a boy of extraordinary powers in arithmetical calculations, *Phil. Trans.* 1814, p. 94. Some of the families of the ancient Philistines appear to have possessed the same peculiarity, 2. Sam. xxi. 20. As also several among the Romans; for which see *Pliny*, lib. xi. cap. 43.



## 4. SUPERFLUA. Limbs or parts of a limb superfluous.

Hyperartitiscus. *Vog.* $\alpha$  Digitórum. Supernumerary fingers or toes. $\beta$  Crurum. Lower extremities superfluous.

Nates and lower extremities of a second issuing from the abdomen of a first. *Buxtorf.* in *Aet. Helvet.* VII. 12.

---

## GENUS VI.

### POLYPERIA.

Congenital misconstruction of various parts or organs.

## 1. PROMISCUA. The parts or organs of one cavity confused with those of another.

 $\alpha$  Translativa. Transposition of organs from their proper seat.

Abdominal viscera in the thorax. *Macaulay*, *Med. Obs. Inq.* I. 25.

Total transposition of the abdominal and thoracic viscera; *Sampson*, *Phil. Trans.* 1674.

 $\beta$  Vascularis. Inverted distribution of the arteries. *Baillie*, *Pl.* 21.

---

GEN. VI. POLYPERIA. Πολυπηρία, from πολυς, "multus," and πηρος, "mutilus," as above: "multi-mutilatio."

Here again we meet with similar examples in the vegetable world. Thus, in double or treble flowers (*flos multiplicatus*,) the petals are preternaturally numerous, but not so as to interfere with the seminal organs. In full flowers (*flos plenus*,) the petals are so multiplied and crowded as to suppress the growth of the seminal organs, and consequently to prohibit increase; often, indeed, so crowded, as to burst the calyx. The first chiefly occurs in monopetalous flowers, as primula, hyacinthus, polyanthes: the second in polypetalous plants, as pyrus, fragaria, rosa, ranunculus, papaver, pæonia. Sometimes we find the spurs multiplied, and the petals completely wanting, in aquilegia vulgaris, narcissus pseudonarcissus, and various others. In other species of narcissus the petals sometimes remain natural, and the nectarium is multiplied: and in other species of aquilegia the petals are increased, and the spurs entirely wanting. See *Willdenow*, *Elem. Botan.* chap. vi. § 334, 335.



2. SUPERFLUA. Superfluous organization general, or extending to various organs.

α Biceps. Head double.

Double head with single body; one pair of legs and of arms: internal organization on many parts double, and inclining to hermaphroditism; Gibson. *Phil. Trans.* 1810. p. 123. *Fourcroy*, *Medicine Eclairée*, I. 271. Haller *Opp.* Tom. I.—Double with double heart, *Eph. Nat. Cur.* Dec. I. ann. i. obs. 7.

β Bicorpor. Body double.

*Percival*, *Phil. Trans.* 1752. 360; Twins coalescing at the belly; successfully separated. *Facio*, *Helvetische vernünftige Wehmutter*.

Twin-sisters, coalescing at the os sacrum; alive, and adults, *Waldschmid*, *Diss. de Sororibus gemellis*, &c. *Kinon*, 1709. Another case of adults, *Walther*, *Thes. Obser.*

One head, two bodies. *Duverney*, *Comment. Petropol.* III. 177.

Two bodies; alive, *Walther*, *Thes. Obs.* 93.

γ Convólvens. One individual enclosed within another.

*G. W. Young*, *Medico-chir. Trans.* I. 234.

2. ε. P. *superflua*. The vegetable world crowded with examples of organic superfluity or multiplied form. There are few plants that do not occasionally exhibit double or triple seeds: every kind of nut furnishes us daily with abundant examples.—So in Vol. I. of the *Amanitates Academicæ*, we have an instance of a common yellow toad-flax (*antirrhinum Linaria*) producing five nectaries from a monopetalous pentandrous tube, instead of a single nectary from a ringent tetrandrous flower, year 1744. *Dissertatio de Peloria*. Resp. D. Rudburg.

2. δ P. *superflua*, *Hermaphroditus*. Some kinds of animals, and especially in the lowest ranks, are natural hermaphrodites, as the *hirudo viridis*, or garden snail, and the *fasciola hepatica*, or sheep fluke. In animals having distinct sexes, whenever it occurs, it is from a morbid or unnatural production of organs. This misconformation is perhaps to be traced in most tribes, but it is more common in some than in others; and, in different instances, is to be met with in all its gradations, from the distinct sex to the most exact combination of male and female organs. In the human species, however, the last happens very rarely, and perhaps no perfect specimen is to be found except in monsters exhibiting a double set of other organs more or less completely developed, and which con-



A similar monstrosity in the vegetable world is to be found in the Transactions of the Stockholm Academy, Vol. I. p. 414, under the title of *Pomerantz med et inneslutit foster*. It consists of one orange growing within another. The fruit was exhibited to the Society by Count Tessin.

♂ Hermaphroditus. Genital organs of both sexes in one individual.

Hermaphroditus. *Vog.*

Khenshi. *Arab.*

Zwitter. *G.*

See *Parsons*, Phil. Trans. 1751. p. 142. *Ruysch*, Observat. Anat. n. 12. *Garçon et Fille* hermaphrodites, &c. Paris 1772. *C. Lips.* Vol. XX. p. 632.—*Gentili*, Relazione d'un individuo delle specie umana fino all' eta di 13 anni creduto femmina, e poi riconosciuto per maschio, &c. Firenze 1782.

*Baillie*, Trans. Soc. Medico-ch. Tom. I. 189. *Gibson*, Phil. Trans. 1810, p. 123; single body with double head, the one a male, the other a female, double heart and spine, and male and female genital organs more perfect than usual

---

sequently offer cases of imperfect germination, or an abortive attempt to produce twins. In dogs and cats it is more frequent; but far more so in the horse, ass, sheep, and black cattle. There is a very striking character in the hermaphrodite of the ox kind. When young, its general features are an intermixture of the bull and cow—considerably resembling the spayed heifer or ox, properly so called: and its flesh is usually found of a finer flavour than that of the ox. Its generic organs are more nearly allied to the female, but there is no instance in which those of both sexes have been found perfect in the same individual. This epicene production is necessarily barren; and as the Romans applied the term *taura* to some cows that were barren, hereby giving to a masculine noun a feminine termination, it has been ingeniously conjectured that they were not unacquainted with the nature of the animal before us. In our own country it is uniformly known by the name of a *free-martin*. Its production is also curious. If a cow have twins both of the same sex, or in other words, twin-bulls or twin-cows—each of the twins is perfect in its make: but if the twins consist of a bull-calf and a cow-calf, the bull-calf alone is perfect, and the cow-calf is uniformly a free-martin. See Mr. J. Hunter's treatise on the subject, in his "Observations on animal Economy," p. 55.



3. DEFECTIVA. Defective organization general, or extending to various organs.

α Nanus. The organization of the whole form distinctly developed, but inordinately diminutive.

Zwerg. *G.*

Nain. *F.*

*Dwarf.*

Weighing, at fifteen years old, from twelve to thirteen pounds only ; and at the utmost only thirty-one inches high ; crooked ; *Browning*, Phil. Trans. 1791. 278.

β Mola. General organization imperfectly and indistinctly developed.

Mezghet. *Arab.*

*Mole.*

Twin-mole without a heart. *Le Cat*, Phil. Trans. 167. 1.





## NOSOLOGICAL INDEX.

The Classes and Orders are distinguished by Small Capitals, and the Genera by Italics.

The letter A indicates that the term is an *Arabic*; F a *French*; and G a *German* Synonym.

## A.

- A.
- Aberwitz, *G.* 236  
Abortion, 319  
Abortus, *ib.*  
Abscess, 117, 118. 120  
Abscessus, 115  
Absence of mind, 230  
Abserdi, *A.* 299  
Abstraction of mind, 231  
Abwechselnd-fieber, *G.* 101  
Acampsia, 262  
Acdab, *A.* 420  
Achor, 378  
Achores, 378  
Accouchement contre nature, *F.* 320  
laborieux, *F.* *ib.*  
Acna, 125  
Acne, *ib.*  
ACROTICA, 354  
Acrotismus, 264  
Addephagia, 16  
Adenophagia, 345  
Adipsia, 14  
Adstrictio, 31  
Ægritudo, 23  
ÆSTHETICA, 237  
Æthiops, 196  
Aftaden zihdan, *A.* 316  
Agacenment des dents, *F.* 8  
Agalactia, 301  
Agalaxis, *ib.*  
Agnesia, 308  
Ageustia, 255  
Agrypnia, 274  
Ague, 101. 103, 104  
Ague-cake, 65  
Ahenje, *A.* 371  
Ahul, *A.* 247  
Aigreur d'estomac, *F.* 22  
Akel, *A.* 420  
Akhezet, *A.* 263  
Akret, *A.* 314  
Albino, 196  
Albor cutis, *ib.*  
Algor, 258  
Alhemake, *A.* 164  
Alken, *A.* 80  
Allotriophagia, 19  
Alopecia, 379. 389, 390  
Alp, *G.* 89  
Alphos, 367  
Alphosis, 195  
Alusia, 225  
Alysmus, 275  
Amas, *Pers.* 328  
Amaurosis, 245  
Ambition, 223  
Ambiosis, 319  
Amblyopia, 237, 238, 239, 240  
Amenorrhœa, 295  
Amentia, 234  
American yellow-fever, 108  
Amnesia, 234  
Amor insanus, 224  
sui, 223  
Amphemerinus, 107, 108  
Anabexis, 10  
Anacatharsis, 82  
Anæsthesia, 259  
Anaphrodisia, 309  
Anaptysis, 82  
Anasarca, 151. 337  
Ancyloglossum, 414  
Anetus, 101  
Aneurism, 213  
Aneurisma, *ib.*  
Anepithymia, 304  
Angina, 89. 134  
Angone, 13  
Angst, *G.* 275  
Anhelatio, 85



- Anhelation, 85  
 Anilitas, 236  
 Ankhyia, *A.* 410  
 Annulus repens, 374  
 Anosmia, 253, 254, 255  
 Anœa, 236  
 Anorexia, 17. 25  
 Anstossen, *G.* 79  
 Anthrasia, 176  
 Anthrax, 124  
 Antipathia, 276  
 Antipathie, *F.* ib.  
 Antipathy, ib.  
 Anxietas, 275  
 Anxiété, *F.* 275  
 Anxietudo, 224  
 Anxiety, 275  
 APALOTICA, 395  
 Aphelxia, 229  
 Aponia, 75. 77  
 Aphoria, 313  
 Aphronia, 292  
 Aphtha, 168  
 Aphthes, *F.* ib.  
 Apocenosis, 22. 349  
 Apoplexia, 292  
 Apoplexie, *F.* 292  
 Apoplexy, 292  
 Apogeusis, 255  
 Apospasma, 410  
 Apostema, 114  
 Aposteme, 115  
 Appetit bizarre, *F.* 19  
 Appetite canine, 16  
 Appetite morbid, 15  
 Apsychia, 282  
 Arbedet, *A.* 276  
 Ardeur in cœur, *F.* 21  
 Ardor, 258  
 Area, 390  
 Arek, *A.* 274  
 Areknak, *A.* 355  
 Arrhœa, 295  
 Arthritis, 151. 155  
 Arthrosia, 151  
 Asaphia, 79  
 Asef, *A.* 375  
 Ascarides, 46. 48, 49  
 Ascites, 340  
 Ascite, *F.* 340  
 Askites, ib.  
 Asphyxia, 264. 288  
 Astasia, 275  
 Asthenia abstinendum, 18  
 Asthenia deglutitionis, 13. 81  
 Asthma, 86, 87. 89  
 Asoupissement, *F.* 291  
 Atecnia, 314  
 Atheroma, 331  
 Atrophia, 189  
 Attritio, 398  
 Augensternverengerung, *G.* 244  
 Avarice, 224  
 Auditus acrior, 250  
     difficilis, ib.  
     imminutus, 251  
 Augenentzündung, *G.* 145  
 Aukile, *A.* 217  
 Auri fames, 224  
 Aurigo, 56. 393  
 Avekeb, *A.* 308  
 Autalgia, 91. 257. 266  
 Ausatz, *G.* 367  
 Auswärtskenrung des augemlieds, *G.* 249  
 Azeb, *A.* 389  
  
 B.  
 Bacchia, 126  
 Bâillement, *F.* 270  
 Ballismus, 271  
 Bambalia, 79  
 Baras, *A.* 367, 368  
 Barrenness, 314  
 Battarismus, 79  
 Bauch-fluss, *G.* 37  
 Bave, *F.* 11  
 Bec de lievre, *F.* 415  
 Begayement, *F.* 79  
 Behr, *A.* 85  
 Bein-bruch, *G.* 408  
 Bek, *Turc.* 413  
 Bekym, *A.* 75  
 Beladet, *A.* 235  
 Bemühung zum brechen, *G.* 24  
 Benat-allil, *A.* 166  
 Beriberi, 273  
 Berlue, *F.* 241  
 Betise, *F.* 234  
 Bex, 82  
 Bezoar, 41  
 Bezoardus, ib.  
 Biccho, *Portug.* 384  
 Bikhudlik, *A.* 291  
 Black vomit, 59  
 Bladdery fever, 171  
 Blæsitæ, 80  
 Blasenaus-schlag, *G.* 171  
 Blasenstein, *G.* 353  
 Blear-eye, 147  
 Blebs, 372  
 Bleeding at the nose, 186  
 Blehung, *G.* 23  
 Blenorrhœa, 298  
 Blepharoptosis, 249



Blinzen der augenlieder, *G.* 269  
 Blesure, *F.* 396  
 Bloody urine, 187  
 Blüten, *G.* 186  
 Blut-speyen, *G.* 187  
 Boak, *A.* 367  
 Boil, 123  
 Bombus, 23  
 Bones, flexibility of, 333  
     fragility of, *ib.*  
 Borborygmus, 23  
 Bougeons, *F.* 125  
 Bradyspermatismus, 312  
 Branks, 134  
 Bredouillement, *F.* 79  
 Breeze-fly, 52  
 Brennerschlaus-schlag, *G.* 167  
 Brennen im magen, *G.* 21  
 Broken-wind, 86  
 Bronchitis, 134  
 Brown-study, 232  
 Bruck, *G.* 402  
 Bruise, 400  
 Brulure, *F.* 399  
 Brüstbraune, *G.* 89  
 Bubo, 121  
 Bubonoccele, 402  
 Bucnemia, 207  
 Bulimia, 16  
 Bulimos, *ib.*  
 Burn, 399  
 Busyr, *A.* 54  
 Boutons, *F.* 358  
 Byzeban, *Pers.* 76

## C.

Cacatoria, 37  
 Cachexia icterica, 57  
 Cachexies, 182  
 Caducus, 285  
 Caligo, 243, 244  
 Calculus (enterolithus,) 43  
     intestinal, 44  
     de la vessie, *F.* 353  
     vesicæ, *ib.*  
 Calus, *F.* 387  
 Callus, *ib.*  
 Calvities, 389  
 Campsis, 409  
 Cancer, 198  
 Canine madness, 279  
 Capistrum, 262  
 Capito, 417  
 Caput obstipum, 261  
 Carbuncle, 124  
 Carbuncular exanthem, 177  
 Carbuncled face, 126  
 Carbunculus, 124  
 Carfunckel, *G.* *ib.*  
 Carcinoma, 198  
     *Carcinus*, *ib.*  
 Cardialgia, 20. 22  
 Cardiogmus, 214  
 Carditis, 138  
 Caries, 215. 218  
 Carphologia, 270  
 CARPOTICA, 318  
 Caroncle, *F.* 386  
 Caruncle, *ib.*  
 Caruncula, *ib.*  
 Carus, 287, 288. 291, 292  
 Catacausis, 208  
     *Catagma*, 408  
 Catalepsia, 290  
 Catalepsie, *F.* 291  
 Catalepsy, 291  
 Catameniorum fluxus, 296  
 Cataphora, 291  
 Cataract, 244  
 Catarrh, 148  
 Catarrhus, 82. 85. 147. 347  
 Cathemerus, 102  
 Catochus, 265. 290  
 CATOTICA, 336  
 Cauma, 109. 133  
 Causis, 399  
 Causus, 108  
 Ceinture dartreuse, *F.* 374  
 Cele, 401  
 CENOTICA, 294  
 Cephalæa, 279  
 Cephalalgia, 280  
 Cephalitis, 133  
 Cephaloxia, 261  
 Cerchnus, 93  
 Cercosis, 317  
 Cerion, 378  
 Champignon, *F.* 67  
 Change of voice, 78  
 Charbon, *F.* 124  
 Chartre, *F.* 197  
 Chassie, *F.* 147  
 Chaudpisse, *F.* 299  
 Chauliodus, 8  
 Chauveté, 389  
 Chemosis, 145  
 Chicken-pox, 170  
 Chiggres, 384  
 Chilblain, 131  
 Chiques, *F.* 384  
 Chivalry, 226  
 Chlorasma, 304  
 Chlorose, *F.* 304  
     *Chlorosis*, 303, 304  
 Choiras, 197



- Cholelithia, 61  
 Cholelithus, *ib.*  
*Cholera*, 38  
 Cholirica, 59  
*Chololithus*, 60  
 Choreia, 271  
 Choreomania, *ib.*  
 Chordapsus, 27. 141  
 Chrysomania, 224  
 Chute du fondement, *F.* 55  
     de la lchette, *F.* 13  
     de la matrice, *F.* 316  
 CINETICA, 260  
 Cirsus, 214  
 Citta, 19  
 Clap, 299  
 Clasis, 408  
 Clavelleé, *F.* 382  
 Clavus, 387  
*Clonus*, 267  
 Clou, *F.* 119. 246  
 Cochemar, *F.* 89  
 CÆLIACA, 1. 37  
 Colebrilla, 385  
 Cold, 72  
     in the head, 149  
 Coldness, 258  
 Colic, 27  
     Devonshire, 28  
     painter's, 28  
     Poictou, *ib.*  
     wind, 30  
*Colica*, 26  
     Laponica, 52  
 Colique, *F.* 27  
 Coma, 288. 291, 292  
 Combustura, 399  
 Comitialis, 285  
 Commedones, 385  
 Concussio, 400  
 Concussion, 400  
 Conductiones, 261  
 Congenital deafness, 416  
 Consumption, 192  
 Constipatio, 32  
 Contractura, 262  
 Contracture, *F.* 262  
 Contusio, 400  
 Contusion, *ib.*  
 Contusura, *ib.*  
 Convulsio, 284  
 Convulsion, *ib.*  
 Convulsion-fit, *ib.*  
 Convulsiones, 261  
 Cophosis, 250. 253. 416  
*Coprostasis*, 31  
 Coqueluche, *F.* 84  
 Cor de pieds, *F.* 387  
 Corns, 387  
 Cornu cutanea, 370  
 Corpulence, *F.* 326  
 Corpulency, 326  
 Coryza, 70, 148  
 Costiveness, 32  
 Cough, chin, kin, or kind, 84  
     chronic, of old age, 83  
     common, 82  
     dry, 83  
     hooping, 84  
 Coup d' arme à fen, *F.* 396  
     de sang, *F.* 292  
 Couperose, *F.* 126  
 Cours de ventre, *F.* 37  
 Courbature, *F.* 100  
 Courte haliene, *F.* 85  
 Cow-pox, 169  
 Crab-louse, 383  
 Crachement de sang, *F.* 187  
 Cramp, 265  
 Crampff, *G.* *ib.*  
 Crampus, *ib.*  
 Craziness, 220  
 Credulitas, 235  
 Credulity, *ib.*  
 Cremason, *F.* 22  
 Crepitus, 23  
 Cretinismus, 194  
 Crithe, 122  
 Cross-birth, 320  
 Crotaphus, 280  
 Croup, 136  
 Croute de lait, 378  
 Crusta lactea, 378  
 Crystalline-pock, 176  
 Cura, 224  
 Cut, 396  
 Cutaneous blush, 357  
 Cyclops, 417  
 Cynanche, 134, 135  
 Cynorexia, 16  
*Cyrtosis*, 193  
 Cytisma, 373  
  
 D.  
 Dahus, *A.* 127  
 Dal fil, *A.* 207  
 Dandriff, 366  
 Danse de St. Guy, 272  
 Dark spots before the eyes, 242  
 Dartre, *F.* 373, 374  
     encrountée, *F.* 374  
 Daus saleb, *A.* 389  
 Day-sight, 238  
 Dazzling before the eyes, 242  
 Deafness, 253



Deaf-dumbness, 77  
 Decline, 190  
 Defluvium capillorum, 389  
 Defluxio, 37  
 Degoût, *F.* 24  
 Delirium, 220. 222  
 Delilik, *Turc.* 234  
 Demm, *A.* 402  
 Demmel, *A.* 123  
 Dementia, 222  
 Demence, *F.* ib.  
 Denbel, *A.* 121  
 Dentition, 3  
 Dépôt laiteux, *F.* 120. 151  
 Depressio, 410  
 Depression, 410  
 Desiderium, 224  
 Desasossiego, *Span.* 275  
 Desperatio, 224  
 Desperation, ib.  
 Despondency, ib.  
 Devar, *A.* 281  
 Diabetes, 348  
 Diachalasis, 412  
 Dialysis, 396  
 Diaria, 100  
 Diarrhœa, 36  
 Diary fever, 100  
 Diastasis, 411  
 Dicke, *G.* 326  
 Dik, *A.* 108  
 Dinus, 281  
 Diplopia, 243  
 Dipsosis, 14  
 Dislocation, 410  
 Distensio, 400  
 Distillatio, 71  
 Distrix, 389  
 Dæmonomania, 227  
 Dotage, 236  
 Double hearing, 252  
 Double ouïe, *F.* ib.  
 Douleur du fondement, *F.* 53  
     d' oreille, *F.* 133  
 Doximania, 223  
 Dragoneau, *F.* 385  
 Dragsinta, *Suecic.* 272  
 Drey-tägig fieber, *G.* 103  
 Driff, *Sax.* 98  
 Drivelling, 11  
 Drop serene, 245  
 Dropsy, 337  
 Drüsenkrankheit, *G.* 207  
 Dublet, *A.* 115  
 Dumbness, 75  
 Dummheit, 234  
 Dureté d' oreille, *F.* 251  
 Dwarf, 424

Dysæsthesia, 235. 237. 249. 255, 256  
 Dysecœa, 250, 251, 252  
 Dysecoia, 250  
 Dyscyesis, 437  
 Dysemesia, 24  
 Dysenteria, 32  
 Dysenterie, *F.* 36  
 Dysentery, 36  
 Dysmenorrhœa, 295  
 Dysopia, 238, 239, 240  
 Dyspepsia, 15. 25  
 Dyspermatismus, 312  
 Dysphagia, 11  
 Dysphonia, 77  
 Dysphoria, 274, 275  
 Dyspnœa, 84  
     catarrhalis, 83  
 DYSTHETICA, 182  
 Dystocia, 318  
 Dysspermia, 312  
 Dysuria, 347. 353

## E.

Ear-ache, 133  
 Ecdora, 398  
 Ecartement des os, *F.* 411  
 Eccyesis, 322  
 ECCRITICA, 325  
 Echauboulure, *F.* 375  
 Echarde, *F.* 397  
 Eckel, *G.* 24  
 Eclampsia, 284  
 Ecorchure, *F.* 132. 398  
 Ecphlysis, 370  
 Ecphronia, 219  
 Ecphyma, 64. 66. 150. 328. 326  
 Ecplexis, 280  
 Ecpyesis, 376  
 Ecrouelles, *F.* 197  
 Ecstasy, 291  
 Ecstase, *F.* 291  
 Ecstasis, ib.  
 Ecthyma, 376. 380  
 Ectropium, 249  
 Eczema, 375  
 Eczesma, 362  
 Edema, 337  
 Efflorescence benigne, *F.* 359  
 Eintagages fieber, *G.* 99  
 Eiteraug, *G.* 246  
 Eiter-blaffen, *G.* 122  
 Eiter-beule, *G.* 119  
 Eiter-finnen, *G.* 376  
 Eiter-geschwulst, *G.* 115  
 Ekrah, *A.* 24  
 Elatio, 225  
 Elephas, 204



- Elephantiasis*, 203. 205  
*Elcus*, 216  
*Elf-sidenne*, *Sax.* 89  
*Elephantanaussatz*, *G.* 206  
*Emesis*, 23  
*Emaciation*, 189  
*Emmixture*, 156  
*Empathema*, 223  
*Emphlysis*, 167  
*Emphrastica*, 64, 65  
*Emphragma*, 14. 385  
*Emphyema*, 327  
*Emphysema*, 342  
*Empresma*, 132  
*Emprosthotonos*, 263  
*Empneumatos*, 343  
*Emptoe*, 186  
*Emptoys*, *ib.*  
*Empyema*, 118  
*Empyrosis*, 173  
*Enanthesis*, 162  
*Encausis*, 399  
*Enchevénement*, *F.* 72  
*Encystis*, 331  
*Enecia*, 109  
*Engbrüstgkeit*, *G.* 85  
*Engelure*, *F.* 131  
*Enkebas*, *A.* 32  
*Ennuie*, *F.* 229  
*Entasia*, 260  
*Enteritis*, 141  
*ENTERICA*, 1  
*Entero-cele*, 402  
*Enterolithus*, 40  
*Entero-epiplocele*, 402  
*Enthesis*, 406  
*Entonia*, 261  
*Entorse*, *F.* 400  
*Entzückung*, *G.* 290  
*Entzündung der blase*, *G.* 144  
     darmen, 141  
     hertze, 139  
     leben, 142  
     langen, 137  
     magens, 140  
     miltz, 143  
     mutter, 144  
     nieren, 143  
*Envie*, *F.* 413  
*Envie de vomir*, *F.* 24  
*Enuresis*, 349  
*Epanetus*, 107  
*Ephelis*, 392  
*Ephemera*, 99  
*Ephialtes*, 88  
*Ephidrosis*, 355, 356  
*Epicrosis*, 391  
*Epilepsia*, 285  
*Epilepsy*, 285  
*Epimelium*, 326  
*Epinyctis*, 373  
*Epiphora*, 10. 145  
*Epiplocele*, 402  
*Epiploitis*, 139  
*Epistaxis*, 186  
*Epizootia*, 382  
*Epreinte*, *F.* 54  
*Epulis*, 9  
*Eraillage*, *F.* 249  
*Erbrechen*, *G.* 24  
*Erethismus*, 89. 275. 279  
*Ereuxis*, 23  
*Ergot*, *F.* 216  
*Erkältung*, *G.* 148  
*Erosion*, 132  
*Ertodung*, *G.* 215  
*Eructatio*, 23  
*Ertihash*, *A.* 398  
*Erysipele*, *F.* 128. 173  
*Erysipelas*, 173  
*Erythema*, 128  
*Eshera*, *A.* 362  
*Esr*, *A.* 345  
*Essera*, 362  
*Eternüement*, *F.* 268  
*Etisie*, *F.* 190  
*Etiska*, *A.* 337  
*Eshal*, *A.* 37  
*Esquinancie*, *F.* 134  
*Evanouissement*, *F.* 282  
*Eversion of the eye-lids*, 249  
*Exangeia*, 212  
*Exangia*, *ib.*  
*Exania*, 54  
*EXANTHEMATICA*, 157  
*Exanthems*, 157  
*Exanthesis*, 357  
*Exarthrema*, 410  
*Excoriatio*, 398  
*Excoriation*, *ib.*  
*Excoriatura*, *ib.*  
*Excrescentia*, 328  
*Exoryste*, 317  
*Exoneirosis*, 234  
*Exormia*, 358  
*Exostosis*, 332  
*Expectoratio*, 82  
     *solida*, 136  
*Extra-uterine fetation*, 322  

F.

*Faifait*, *A.* 81  
*Faim*, *F.* 16  
*Fainting-fit*, 282  
*Fallende-sucht*, *G.* 285



Falling down of the fundament, 55  
womb, 316

Falling-sickness, 285

Falsch-sehen, *G.* 241

False conception, 324

False sight, 241

Fasciola, 49

Fatuité, *F.* 234

Fatuity, 234

Favus, 378

Febris, 93. 99

alba, 304

continens, 109

continua, *ib.*

dysenterica, 36

inflammatoria, 109

intermittens, 101

lenta, 108

maligna, 111

putrida, *ib.*

puerperalis, 112

remittens, 107

rubra, 164

Fedegh, *A.* 420

Feiste, *G.* 326

Felon, 127

Felure, *F.* 409

Fetation, extra-uterine, 322

Fevak, *A.* 268

Fever, 92

diary, 96

eruptive, 157

hectic, 108

jail, 111

inflammatory, 109

intermittent, 101

nervous, 111

putrid, *ib.*

puerperal, 112

scarlet, 164

simple, 100

vesicular, 171

Feu de St. Antoine, *F.* 173

Feuerflecke, *G.* 130

Feuergürtel, *G.* 374

Feuermahl, *G.* 413

Fickleness, 235

Fidgets, 275

Fievre, hectic, *F.* 108

intermittente, 101

ortié, 167

quarte, 104

quotidienne, 102

rouge, 164

scarlatine, 164

tierce, 103

vesiculaire, 171

Fish-scuppen-aussatz, *G.* 370

Fish-skin, 370

Fissura, 409

Fissura capillorum, 389

Fissure, 409

Flap-ear, 415

Flatulency, 23

Flatulentia, 23

Flatus, 22

Flea-bites, 383

Flecke, *G.* 391

Fleckerothe flecke, *G.* 362

Fleisch-drüse, *G.* 386

Fleurs blanches, *F.* 298

Flooding, 312

Fluke, 49

Fluor-albus, 298

Flux, bloody, 36

Flux du sang, *F.* 36

Folie, *F.* 220

Folly, 235

Forgetfulness, 235

Formica ambulatoria, 374

Fractura, 408

Fracture, *ib.*

Fragile vitreum, 333

Fragilitas, *ib.*

Frambæsia, 181

Frantzosen, *G.* 200

Frat, *G.* 131

Freckles, 392

Frenk zehemeti, *A.* 200

Fress-lust, *G.* 17

Fressenkeit, *G.* 17

Fress-sucht, *G.* 16

Fret, 131

Frettillement, *F.* 275

Frieselblattern, *G.* 168

Frog-tongue, 14

Fungus hæmatodes, 198

Furuncle, *F.* 123

Furunculus, 123

Furor, 308

## G.

Gadfly, 50

Gahnen, *G.* 270

Galactia, 301

Gale, *F.* 380

Galactirrhoëa, 301, 302, 303

Gallstein, *G.* 61

Gall-stone, *ib.*

Ganglion, 332

Gangræna, 214

Gangrene, *ib.*

Gaping, 270

Gasavet, *A.* 224

Gastritis, 140



- Gastrocele, 404  
 Gastrodynia, 22  
 Gedrif, *G.* 98  
 Geiffern, *G.* 11  
 Geilkeit, *G.* 307  
 GENETICA, 294  
 Gelbe-haut, *G.* 393  
 Gelbsucht, *G.* 57  
 Gerstenkorn, *G.* 122  
 Gesasfall, *G.* 55  
 Geskye, *A.* 282  
 Geschwär, *G.* 119. 216  
 Gespaltete haare, *G.* 339  
 Ghem, *Pers.* 228  
 Ghemm, *A.* 228  
 Gicht, *G.* 293  
 Glaucoma, 243  
 Glauconia, *ib.*  
 Gleet, 299  
 Globus hystericus, 13  
 Gloria, 223  
 Glossocele, 13  
 Glucksen, *G.* 268  
 Glus, 347  
 Gluttony, 17  
 Goggle-eye, 247  
 Gonorrhœa, 299  
 Gordius, 51. 385  
 Gourmandie, *F.* 17  
 Gout, 90. 155  
 Goutte rose, *F.* 126  
 Goutte serene, *F.* 245  
 Granchio, *Ital.* 265  
 Gratelle, 381  
 Graue-staar, *G.* 244  
 Graukopf, *G.* 389  
 Gravedo, 72. 149  
 Gravel, 353  
 Gravelle, *F.* *ib.*  
 Graviditas molaris, 324  
     ovariorum, 322  
     tubalis, *ib.*  
 Gray-hairs, 389  
 Green sickness, 304  
 Gries, *G.* 364  
 Griess in den nieren, *G.* 352  
 Grillenkopfheit, *G.* 228  
 Grimmen, *G.* 27  
 Grind, *G.* 378  
 Grison, *F.* 389  
 Grossen-durst, *G.* 14  
 Grosse-kopff, *G.* 417  
 Grosse-panse, *G.* 326  
 Grutum, 364  
 Guinea-worm, 385  
 Guldene ader, *G.* 54  
 Gum-boil, 119  
 Gutta rosea, 126  
 Gutta serena, 245  
 H.  
 Haarigkeit, *G.* 389  
 Haarkrankheit, *G.* 388  
 Hæmatemesis, 187  
 HÆMATICA, 92  
 Hæmatidrosis, 356  
 Hæmaturia, 187  
 Hæmodia, 7  
 Hæmoptoe, 186  
 Hæmoptysis, 186. 191  
 Hæmorrhagia, 186  
     cruenta, 54  
     mucosa, *ib.*  
 Hæmorrhoids, 54. 188  
 Hair-worm, 51. 385  
 Halê, *F.* 392  
 Hallucinatio, 225. 227  
 Hararet, *A.* 258  
 Hare-lip, 415  
 Hardness of hearing, 251  
 Harn-flus, *G.* 349  
 Harm strange, *G.* 346  
 Harte-rothe, *G.* 123  
 Hasbet, *A.* 165  
 Hasef, *A.* 368  
 Hasem-scharte, *G.* 415  
 Harvest-bug-bite, 384  
 Haupt-schuppen, *G.* 366  
 Hauptwehe, *G.* 280  
 Hautgewächse, *G.* 363  
 Haut-insecten, *G.* 382  
 Haut-röthe, *G.* 128  
 Hautschwurung, *G.* 398  
 Head-ache, 280  
 Heart-ache, 224  
     burn, 199  
     sinking, 22  
 Heat, 258  
 Heat-eruption, 375  
 Heben, *A.* 340  
 Hectic fever, 108  
 Hectica, *ib.*  
 Hectique, *ib.*  
 Helminthia, 45. 46  
 Hemeralopia, 238  
 Hemisphæria, 208  
 Hemiplegia, 298  
 Hemitritæus, 107  
 Hemm, *A.* 275  
 Hemmai mehrikeh, *A.* 109  
     murbau, 104  
     mushelleshe, 103  
 Hemorrhage, 186  
 Hemorrhagie, *F.* *ib.*  
 Hemorrhoids, *F.* 54



Hemret, *A.* 173  
 Hepatitis, 142  
 Hepatocele, 404  
 Heres, *A.* 376  
 Herkeshet, *A.* 400  
 Hermaphroditus, 423  
 Hernia, 401, 402  
 Hernia humoralis, 144  
 Hernie, *F.* 402  
     fausse, *F.* 342  
 Herpes, 373, 374, 375. 377  
 Hers, *A.* 400  
 Hessat, *A.* 353  
 Hesitation, 79  
 Hiccough, 268  
 Hidroa, 375  
 Hieranosos, 284  
 Hieropyr, 127  
 Hirnfieber, *G.* 133  
 Hirnwuth, *G.* *ib.*  
 Hirsuties, 389  
 Hirudo, 52  
 Hives, 171  
 Hoquet, *F.* 268  
 Hordeolum, 122  
 Hornhautapostem, *G.* 246  
 Horn-pock, 176  
 Huft-wehe, *G.* 154  
 Hulas, *A.* 190  
 Hunden-hunger, *G.* 16  
 Hund-tolleit, *G.* 279  
 Hüneraug, *G.* 387  
 Hur, *Pers.* 289  
 Husr, *A.* 32  
 Husten, *G.* 82  
 Hydarthrus, 157  
 Hydrachnis, 171  
 Hydrocele, 342  
 Hydrocephale, *F.* 338  
 Hydrocephalus, *ib.*  
 Hydrometra, 342  
 Hydronosus, 100  
 Hydropedesis, 355  
 Hydrophobia, 279  
 Hydrophobie, *F.* *ib.*  
 Hydrophthalmia, 246  
 Hydrops, 336  
 Hydrops, 336. 342  
 Hydrops siccus, 343  
 Hydropisie, *F.* 337. 342  
 Hydrorachitis, 339  
 Hydrothorax, *ib.*  
 Hyperoum, 414  
 Hyperuresis, 349  
 Hypochondrias, 227  
 Hypochondriasis, 228  
 Hypochondrie, *F.* *ib.*  
 Hypochondrism, *ib.*

Hypochyma, 244  
 Hypopyum, 246  
 Hyposarca, 64  
 Hyposarcidius, 337  
 Hypostaphyle, 13  
 Hysteria, 285  
 Hysteric-fit, *ib.*  
 Hysteritis, 144  
 Hysterophyse, 344  
 Hystriacis, 388

## I.

Jaundice, 57  
 Jaunisse, *F.* *ib.*  
 Ichnophonia, 79  
 Ichorous exanthem, 167  
 Icterus, 56  
 Ichthyasis, 369  
 Ichthyiasis, 370  
 Idiotism, 236  
 Jealousy, 223  
 Jecur akend, *Pers.* 65  
 Jecur fessadi, *Pers.* 142  
 Jedrie, *A.* 174  
 Jejuniun, 18  
 Jema, *A.* 120  
 Jenun, *A.* 222  
 Jesbe, *A.* 291  
 Ignis, sacer, 129, 130. 180  
 Jimmerat, *A.* 177  
 Jirsam, *A.* 138  
 Iklet, *A.* 363  
 Ileus, 27  
 Ileus hæmatites, 211  
 Illusion, 225  
 Imaginary sounds, 252  
 Imbecility, 234  
 Imbecillité, *F.* *ib.*  
 Immobilitas pupillæ, 245  
 Impetigo, 368. 376, 377  
 Imposthume in the Ear, 119  
 Impotence, male, 311  
 Impotentia, 310  
 Impuissance, *F.* 311  
 Incendium spontaneum, 208  
 Inconstance, *F.* 235  
 Inconstantia, *ib.*  
 Incontinence d' urine, *F.* 349  
 Incontinence of urine, *ib.*  
 Incontinentia urinæ, *ib.*  
 Incube, *F.* 89  
 Incubus, 88  
 Indigestion, 25  
 Inedia, 18  
 Inépuissance d' ejaculation, *F.* 312  
 Inflammation edematous, 128  
     erysipelatus, 129



Inflammation gangrenous, 129  
     of the bladder, 144  
         bowels, 141  
         eyes, 145  
         heart, 139  
         kidney, 143  
         liver, 142  
         lungs, 137  
         spleen, 143  
         stomach, 141  
         testicles, 144  
         womb, *ib.*

## INFLAMMATIONS, 113

Inflammatory blush, 128

Inflatio, 30

Inflation, 343

Influenza, 149

Infreddatura, *Ital.* 148

Inquietudo, 274

Insecten-stick, *G.* 397

Insanity, 220

Insomnie, *F.* 275

Intermittens, 101

Intermittent fever, *ib.*

Intertrigo, 131

Joint-ache, 152

Jolt-head, 417

Ionthus, 125

Iracundia, 223

Iris, 374

Irk Medini, *A.* 385

Irrationality, 234

Ischiadum malum, 154

Ischias rheumaticum, *ib.*

    à sparganosi, 151

Ischiocele, 404

Ischuria, 345

Itch, 380

    bricklayer's, 377

    grocer's, *ib.*

    mangy, 381

    rank, *ib.*

    watery, *ib.*

Itching, 257

Judam, *A.* 203

Junum, *A.* 133

Juzam, *A.* 206

## K.

Kabus, *A.* 89

Kafes, *A.* 244

Kalak, *A.* 275

Kälte-biss, *G.* 299

Kalte-geschwulst, *G.* 130

Kasho, *A.* 154

Kazech, *A.* 261

Kebz, *A.* 32

Kedazesh, *A.* 189

Kefijet, *A.* 287

Kehlsucht, *G.* 134

Keichen, *A.* 86

Kejik, *Turc.* 363

Kel, *A.* 378

Keleb, *A.* 277

Kereh, *A.* 131

Kerk, *A.* 216

Kervet, *A.* 402

Kesret, *A.* 401

Khabbet, *A.* 83

Khafa, *A.* 289

Khal, *A.* 413

Khafakan, *A.* 269

Khemkhemet, *A.* 78

Khenauk, *A.* 134

Khensi, *A.* 423

Khora, *A.* 206

Khure, *A.* 215

Khyarjek, *A.* 121

Kibe, 131

Kieferaussatz, *G.* 123

Kindsflecken, *G.* 165

Kindspocken, *G.* 174

King's evil, 197

Kleinaussatz, *G.* 368

Klopfen, *G.* 269

Knote, *G.* 328

Knoten, *G.* 358

Køji, *A.* 24

Koleng, *A.* 27

Koltek, *A.* 388

Kouba, *A.* 364

Krätze, *G.* 380

Krebs, *G.* 198

Kriebelkrankheit, *G.* 214. 272

Kropf, *G.* 197

Krum-hals, *G.* 261

Kurtzer-athem, *G.* 85

Kurtsichtigkeit, *G.* 240

Kusof, *A.* 21

## L.

Labium leporinum, 415

Labour, lingering, 320

    morbid, *ib.*

Labour-show, 298

Laceratio, 401

Laceration, *ib.*

Lætitia, 223

Lagnesis, 307

Lagostoma, 415

Lahm, *A.* 328

Lallatio, 80

Land-scurvy, 211

Lascivious madness, 308



Lascivité, *F.* 307  
 Lanfendegicht, *G.* 153  
 Lausigkeit, *G.* 383  
 Lax, 37  
 Leberflecke, *G.* 392  
 Leichtglaublickeit, *G.* 235  
 Leichtsinngigkeit, *G.* ib.  
 Leipopsychia, 282  
 Leipothymia, ib.  
 Lenticula, 392  
 Lentigo, ib.  
*Lepidosis*, 365. 370  
 Lepra, 206. 367, 368  
 Lepriasis, 367  
 Leprosie, *F.* ib.  
 Leprosy, 206. 367  
 Lerema, 235  
 Lerze, *Pers.* 271  
 Lethargus, 291  
 Lethargy, ib.  
*Leucasmus*, 391  
 Leuce, 368  
 Leucophlegmatia, 337  
*Leucorrhoea*, 297  
 Levy, *A.* 400  
 Lichen, 361, 362, 363  
 Licheniasis, 359  
 Lienteria, 37  
*Limosis*, 15  
 Linguae exsertio, 13  
 Lippitude, 147  
 Lippitudo, ib.  
 Lispeln, *G.* 81  
 Lipping, ib.  
 Lithia, 352  
 Lithiasis, 334. 352  
 Loathing, 24  
 Locked-jaw, 262  
 Lodgement of matter in the chest, 118  
 Lôemus, 178  
 Lolling-tongue, 13  
 Long round worm, 48  
     tape worm, 49  
     thread worm, 48  
 Long-fasting, 18  
 Long-sight, 239  
 Longing, 224  
 Looseness, 37  
 Louchotte, *F.* 247  
 Lousiness, 383  
 Low-spirits, 228  
 Loxarthrus, 411  
 Loxia, 261  
*Lues*, 199  
 Lumbago, 154  
 Lumbricus, 48  
 Lupia, 331  
 Lupus, 212

Laxation, 410  
 Laxatura, ib.  
 Lygmus, 268  
 Lyssa, 277

## M.

*Macies*, 189  
 Macula lata Plateri, 130  
 Maculae corneae, 243  
 Madness, 222  
 Maggot-pimple, 126  
 Mehl, *A.* 391  
 Mahlergrimmen, *G.* 28  
 Mal à la tête, *F.* 280  
 Mal caduc, *F.* 285  
 Mal de dents, *F.* 6  
     de la rose, *F.* 206  
     de mere, *F.* 285  
     de punta, *F.* 138  
     de sole, *F.* 206  
     des ardens, *F.* 180  
 Malacia, 20  
 Malacosteon, 333  
 Maladie des prisons, *F.* 111  
     imaginaire, *F.* 228  
     noire, *F.* 59  
     pediculaire, *F.* 383  
     soucie, *F.* 224  
*Malis*, 382  
 Malum hystericum, 285  
 Mangel-durst, *G.* 15  
 Mania, 220, 221, 222  
 Manie, *F.* 222  
 Manquement de soif, *F.* 15  
*Marasmus*, 189  
 Marisca, 54  
 Marcores, 189  
 Massledigkeit, *G.* 19  
 Mastodynia, 120  
 Matted-hair, 388  
 Matuhlik, *A.* 234  
 Mauzel, *A.* 320  
 Maw-worm, 50  
 Measles, 165  
 Medend, *A.* 46  
 Megraine, *F.* 280  
 Megrim, ib.  
 Megs, *A.* 36  
 Mekhas, *A.* 320  
 Mekser, *A.* 408  
*Melana*, 59  
 Melalet, *A.* 228  
 Melancholia, 220. 228  
 Melancholie, 220  
 Melancholy, ib.  
 Melas, 368  
 Melasma, 380



*Melasicterus*, 59  
*Meliceris*, 332  
*Memoriæ debilitas*, 234  
*Memouk*, *A.* 25  
*Menshen-fiendschaft*, *G.* 229  
*Menorrhagia*, 187. 295, 296. 298  
*Menses antevertentes*, 296  
     retention of, 295  
     suppression of, *ib.*  
*Menstruation*, excessive, 296  
     laborious, 295  
     profuse, 296  
     vacarious, *ib.*  
*Mentagra*, 123  
*Mental extravagance*, 226  
*Mesenteritis*, 140  
*Mesket*, *A.* 324  
*Meskim*, *A.* 321  
*MESOTICA*, 325  
*Metamorphosis*, 242  
*Metritis*, 144  
*Metrocelis*, 413  
*Metrorrhagia*, 187  
*Mictus cruentus*, *ib.*  
*Milch-streichen*, *G.* 151  
*Mildew-mortification*, 216  
*Miliaria*, 167  
*Miliaris*, 168  
*Miliary fever*, *ib.*  
*Milium*, 364  
*Milk-spread*, 151  
*Millot*, *F.* 168  
*Misanthropie*, *F.* 229  
*Misanthropy*, *ib.*  
*Miscarriage*, 319  
*Misgeburth*, *G.* *ib.*  
*Mismenstruation*, 294  
*Mola*, 324. 424  
*Mole*, 424  
*Mollities ossium*, 333  
*Molluscum*, 332  
*Monoculus*, 416  
*Monopia*, *ib.*  
*Morbilli*, 165  
*Morbiculus*, 352  
*Morbus pilaris*, 385  
     regius, 57  
*Moria*, 234  
*Morosis*, *ib.*  
*Morpiones*, 383  
*Mors apparens*, 288  
*Morsus ventriculi*, 21  
*Mort de chien*, *F.* 40  
*Morta*, 171  
*Mortification*, 214  
*Mosghet*, *A.* 424  
*Mother's-mark*, 413  
*Mouth-watering*, 10

*Muë de la voix*, *F.* 78  
*Mum*, *A.* 91  
*Mumps*, 134  
*Mundschwänchen*, *G.* 168  
*Musca cibaria*, 52  
*Musca volitantes*, 242  
*Mutitas*, 75, 76  
*Mutité*, *F.* 77  
*Mutter-beschwerung*, *G.* 285  
*Mutter-mahle*, *G.* 413  
*Myitis*, 153  
*Myle*, 324  
*Myodesopia*, 242  
*Myopia*, 240  
*Myopiasis*, *ib.*  
*Myositis*, 153

## N.

*Nachtblindkeit*, *G.* 238  
*Nacht-mannlein*, *G.* 89  
*Nævus*, 413  
*Nagel-geschwâr*, *G.* 127  
*Nain*, 424  
*Nanus*, *ib.*  
*Nasitas*, 78  
*Nasur*, *A.* 387  
*Nausea*, 24  
*Nauz*, *A.* 307  
*Necrosis*, 216  
*Nefrendis*, 8  
*Nehem*, *A.* 16  
*Nehva*, *A.* 270  
*Nekeb*, *A.* 380  
*Nekes*, *A.* 333  
*Nemesh*, *A.* 392  
*Nemim*, *A.* 252  
*Nephralgia*, 352  
*Nephritis*, 143  
*Nervous deafness*, 251  
     fainting fit, 282  
     quinsy, 13  
*Neshr*, *A.* 373  
*Nettle-rash*, 167  
*Network before the eyes*, 242  
*Neuralgia*, 265  
*NEUROTICA*, 219  
*Nourtrissure*, *F.* 409  
*Nezaruk*, *A.* 284  
*Niaiserie*, *F.* 235  
*Nictitatio*, 269  
*Niesen*, *G.* 268  
*Night-mare*, 89  
*Night-pollution*, 234  
*Night-sight*, 238  
*Nigredo à sole*, 392  
*Nickris*, *A.* 155  
*Nirles*, 374



Noctambulatio, 233  
 Node, 332  
 Nodosia, 8  
 Noli me tangere, 218  
 Nôuage, *F.* 194  
     de la cornée, *F.* 243  
 Nöueure, *F.* 194  
 Nufas, *A.* 349  
 Numbness, 259  
 Nyctalopia, 238  
 Nyctalopie, *F.* *ib.*  
 Nyctegersia, 233  
 Nyctobasis, *ib.*  
 Nymphomania, 307, 308  
 Nystagmus, 247. 269

## O.

Oben und unten purgiren, *G.* 39  
 Obesitas, 326  
 Obesity, *ib.*  
 Oblivio, 234  
 Oblivion, 235  
 Obscuratio corneæ, 243  
 Obstipatio, 32  
 Obstipitas, 261, 262  
 Obstructio, 406  
 Ocatoposis, 12  
 Odaxismus, 2  
 Odontalgia, 1  
*Odontia*, *ib.*  
 Odontiasis, 2  
 Odoratus deperditus, 254  
 Oédema, 13. 87. 337  
*Oedoptosis*, 315  
 Oêsophagismus, 12  
 Oêstrus, 50  
 Ohmacht, *G.* 282  
 Ohr-schmurtz, *G.* 133  
 Olfactûs amissio, 253  
 Olfactûs acrior, 254  
*Olophonia*, 414  
 Oma, *A.* 243  
 Omentitis, 139  
 Oneirodynia, 89. 233  
 Onirodynia, 233  
 Onyx, 246  
 Opake cornea, 243  
 Ophiasis, 390  
 Ophthalmia, 145  
 Ophthalmie, *F.* *ib.*  
 Ophthalmites, *ib.*  
 Ophthalmomy, *ib.*  
 Opisthotonos, 263  
 Oreillons, *F.* 134  
 ORGASTICA, 303  
 Orgeolet, *F.* 122  
 Orthopnôea, 13. 85. 90

Oscheophyma, 342  
 Oscheocele, 342. 402  
 Oscitatio, 270  
 Ossificatio, 334  
 Ossium recessus, 411  
 Osteosarcosis, 334  
*Osthexia*, 334  
 Otas, *A.* 268  
 Otalgia, 120. 133  
 Otitis, 133  
 Oubli, *F.* 235  
 Ouie engourdie, *F.* 252  
     tendre, *F.* 250  
 Oxyopia, 238  
 Oxyphonia, 78  
 Ozôena, 73

## P.

Pain in the side, 114  
 Palmus, 24. 28. 269  
 Palpitatio, 269  
 Palpitation, *ib.*  
 Palsy, 293  
 Panaris, 127  
 Pandiculatio, 270  
 Pantry-fly, 64  
 Pantophobia, 279  
 Papula, 358  
 Papulæ, *ib.*  
 Papulous-skin, *ib.*  
*Parabysma*, 62  
*Paraecusis*, 249. 252  
 Paracoe, 249  
*Paracyesis*, 318  
*Paræsthesia*, 415  
*Parageusis*, 255  
 Paraglossa, 414  
 Paraglosse, 13  
 Paralysis, 293  
     rachialgica, 28  
 Paralysie, *F.* 293  
*Paramenia*, 294  
 Paraplegia, 293  
 Paraphimosis, 122  
 Paraphonia, 77, 78  
*Parapsis*, 256  
 Parasitismus intestinalis, 46  
 Parasynanche, 135  
 Paristhmia, 134  
 Paristhmitis, 135  
 Parler du nez, *F.* 78  
*Parodynia*, 319  
 Paronœa, 235  
 Paronchyia, 127  
*Paroniria*, 232  
*Paropsis*, 237  
*Parosmis*, 253



- Parostia*, 333  
*Parotis*, 120  
*Parotitis*, 134  
*Partus difficilis*, 320  
*Paruria*, 344  
 Passing of gall-stones, 62  
*Passio bouvina*, 382  
     *iliaca*, 27  
*Passion*, ungovernable, 223  
*Parulis*, 119  
*Pelagra*, 206  
*Pellagra*, *ib.*  
*Pemphigus*, 171  
*Pemphingodes*, 168  
*Peripneumonia*, 137  
*Peripneumonie*, *F. ib.*  
*Peripneumony*, *ib.*  
*Perirrhœa*, 349  
*Peritonitis*, 139  
*Pernio*, 131  
*Peromelia*, 419  
*Perosphlanchmia*, 417  
*Perte d'odorat*, *F.* 254  
     *de sang de femme*, *F.* 296  
*Pertussis*, 83  
*Perverse hearing*, 252  
*Perversio capitis ossium*, 411  
*Pervigilium*, 274  
*Pest*, *G.* 178  
*Peste*, *F. ib.*  
*Pestilentia*, *ib.*  
*Pestis*, *ib.*  
*Petechiæ sine febre*, 210  
*Petecchial scurvy*, 210  
*Petite verole*, *F.* 174  
*Pfnügel*, *G.* 71  
*Phagadæna*, 16  
*Phagæna*, *ib.*  
*Phallorrhœa*, 299  
*Phantasma*, 241  
*Philautia*, 223  
*Phimosis*, 121  
*Phlegmatia*, 337  
     *lactea*, 150  
     *dolens*, *ib.*  
*Phlegmatorrhagia*, 71  
*Phlegmone*, 118  
*PHLOGOTICA*, 113  
*Phlogotice*, 132  
*Phlyctæna*, 377  
*Phlysis*, 126. 376  
*Phænigmus*, 210. 326  
*Phœnicismus*, 165  
*PHONICA*, 70  
*Photophobia*, 238  
*Photopsia*, 242  
*Phrenesie*, *F.* 133  
*PHRENICA*, 219  
*Phrenitis*, 133  
*Phrensy*, 133  
*Phtharma*, 243, 244  
*Phthiriasis*, 382  
*Phthisie*, *F.* 192  
*Phthisis*, 191, 192  
*Phygethlon*, 121  
*Phyma*, 122  
*Phymatosis*, 386  
*Physconia*, 63. 66. 68, 69. 327  
*Physometra*, 344  
*Pian*, 182  
*Pica*, 18  
*Pierre au fiel*, *F.* 61  
*Piles*, 54  
*Pimple*, common, 375  
*Pin-eye*, 245  
*Piquure*, *F.* 397  
*Pissement de sang*, *F.* 187  
*Pityriasis*, 366  
*Plague*, 179  
*Plaited-hair*, 388  
*Playe*, *F.* 396  
*Plethora*, 184  
*Pleuralgia*, 90  
*Pleurisie*, *F.* 138  
*Pleuritis*, 138. 154  
*Pleurisy*, 138  
*Pleurodyne*, 90. 154  
*Plica*, 388  
*Plique*, *F. ib.*  
*PNEUMATICA*, 70  
*Pneumatosi*, 343  
*PNEUMONICA*, 81  
*Pneusis*, 82  
*Pnigma*, 85  
*Podagra*, 155  
*Podalgia*, *ib.*  
*Pœcilia*, 393  
*Pollution involuntaire*, *F.* 234  
*Polydipsia*, 14  
*Polype*, *F.* 73  
*Polyperia*, 421  
*Polypus*, 73  
*Polypus vaginæ*, 317  
*Polypus uteri*, *ib.*  
*Polysarcia*, 326  
*Pompholyx*, 371  
*Porphyra*, 209  
*Porrigo*, 377, 378. 390  
*Pousse*, *F.* 85  
*Pox*, 200  
*Pregnancy*, morbid, 318  
*Presbyopia*, 239  
*Presbytia*, *ib.*  
*Preying care*, 224  
*Priapism*, 261  
*Priapisme*, *F. ib.*



- Priapismus, 261  
 Prick, 397  
 Prickly-heat, 362  
 Pride, 223  
 Procidencia uteri, 317  
 Proctalgia, 53  
*Proctica*, ib.  
 Proctocele, 55  
 Production uvulæ, 13  
*Proctia*, 305  
 Profusio, 188. 210  
 Prolapsus ani, 55  
     vaginæ, 316, 317  
     vesicæ, 316  
     uteri, ib.  
     uvulæ, 13  
 Protuberant eye, 246  
 Prurigo, 363, 364  
 Pruritus, 257  
 Pneumonia, 137  
 Pneumonitis, ib.  
 Presentation, preternatural, 320  
 Psellismus, 79  
 Pseudæsthesia, 260  
 Pseudoblepsia, 241  
*Pseudocyesis*, 324  
 Pseudo-syphilitic disease, 203  
 Psoas, 117  
 Psoas abscess, ib.  
 Psora, 380  
 Psoriasis, 368  
 Psorophthalmia, 146  
 Psydracia, 125  
 Ptarmus, 268  
*Ptyalismus*, 10  
 Pulmonaria, 137  
 Punctura, 397  
 Puncture, ib.  
 Purging and vomiting, 39  
 Purpura, 164. 168. 209  
 Pursiness, 85  
 Push, 119  
 Pustula, 376  
 Pustulæ, ib.  
 Pustulous exanthem, 173  
 Pye-balled negroes, 394  
 PYRECTICA, 92  
 Pyrosis, 22  
 Pyuria, 347
- Q.
- Quartaine, *F.* 104  
 Quartan ague, ib.  
 Quotidian ague, 102  
 Quinsy, 134
- R.
- Rabies, 277, 278  
 Rache fairneuse, *F.* 379  
     seche, *F.* ib.  
 Radafet, *A.* 386  
 Radoterie, *F.* 236  
 Rage, *F.* 277  
 Rain-bow-worm, 375  
 Ralèment, *F.* 75  
 Ranula, 14  
 Raphania, 272  
 Rash exanthem, 163  
 Rattling in the throat, 75  
 Raucedo, 77  
 Raucitas, ib.  
 Ravaglio, *Ital.* 171  
 Raush, *A.* 271  
 Recessus ossium, 412  
 Recollectionis jactura, 235  
 Red-gown, 359  
 Red-gum, ib.  
 Remed, *A.* 147  
 Remet, *A.* 215  
 Remittent fever, 108  
 Renversement de la matrice, *F.* 316  
     de la vessie urinaire, *F.*  
     316  
 Restlessness, 275  
 Retching, 24  
 Retention d'urine, *F.* 345  
 Revausey, *A.* 417  
 Réverie, *F.* 230  
 Revery, ib.  
 Rhachia, 194  
 Rhachialgia, 28  
 Rhachitis, 194  
*Rhegma*, 400  
 Rhencus, 74  
 Rheuma, 148  
 Rheumatism, 153  
 Rheumatismus, ib.  
 Rheumatisme chaud, *F.* ib.  
 Rheume, *F.* 149  
 Rhinophonia, 78  
 Rhochmos, 75  
*Rhuncus*, 74  
 Rhypia, 375  
 Rickets, 194  
 Ring-worm, 374  
 Riquets, *F.* 194  
 Rootvont, *Belg.* 362  
 Rosalia, 164  
 Rose-rash, 357  
 Roseola, ib.  
 Roth-gesicht, *G.* 126  
 Rothlauf, *G.* 173  
 Roth-nase, *G.* 126  
 Roth-pfennen, *G.* 125  
 Rothe, *G.* 359  
 Rothe-punkt, *G.* 210



Rothe-ruhr, *G.* 36  
 Rougeurs, *F.* 126  
 Rougeole, *F.* 165  
 Ruaf, *A.* 186  
 Rubeola, 165  
 Rubula, 181  
 Ruck-gratkrankheit, *G.* 194  
 Rugh, *A.* 23  
 Running at the nose, 71  
 Rupia, 375  
 Ruptura, 401  
 Rupture, *ib.*

## S.

Saamen, *A.* 252  
 Saamenfluss, *G.* 300  
 Sahik, *A.* 145  
 St. Antony's Fire, 173  
 St. Vitus's Dance, 271  
 Salacitas, 307  
 Salacity, *ib.*  
 Salivatio, 10  
 Salivation, *ib.*  
 Sanguifluxus, 186  
 Sarcoma, 328, 329, 330, 331  
     mesenterii, 67  
     Epulis, 9  
     narium, 73  
 Satiriasis, 307  
 Saur, *A.* 420  
 Scabies, 368, 380, 381  
 Scale skin, 365  
 Scall, 366, 368, 376, 377, 378  
 Scalled head, 378  
 Scaly tetter, 368  
 Scharbocken, *G.* 212  
 Scharlachaußschlag, 164  
 Scarabæus, 50  
 Scarlatina, 164  
 Scarlet Fever, *ib.*  
 Schaufhusten, *G.* 83  
 Schielen, *G.* 247  
 Schlaf-spitzieren, *G.* 233  
 Schlieren, *G.* 121  
 Schlag, *G.* 292  
 Schullul, *A.* 386  
 Schwartz galle, *G.* 59  
 Schweys sucht, *G.* 101  
 Schwachheit, *G.* 234  
 Schwermuth, *G.* 220  
 Schwindsucht, *G.* 108, 192  
 Schwachmutigkeit, *G.* 311  
 Schiefen-sehen, *G.* 240  
 Schlaflosigkeit, *G.* 274  
 Schnarchen, *G.* 75  
 Schrunden, *G.* 409  
 Schupfen, *G.* 72

Schuppen, *G.* 366  
 Schütheln, *G.* 400  
 Schwammformig aussatz, *G.* 181  
 Schwindel, *G.* 281  
 Schwisblattern, *G.* 375  
 Scelotyrbe, 271  
 Sciatica, 154  
 Sclopetoplaga, 396  
 Scorbut, *F.* 212  
 Scorbutus, *ib.*  
 Scordinema, 270  
 Scotoma, 282  
 Scrophula, 197  
 Scurvy, 209, 210, 211  
 Scybalum, 44  
 Sea-scurvy, 212  
 Secheress de poitrine, *F.* 83  
 Sedao, *A.* 279  
 Sehu, *A.* 225  
 Seiten-stiche, *G.* 91  
 Seiten-wehe, *G.* 138  
 Sejli-dem, *A.* 186  
 Seklet, *A.* 292  
 Seket, 319  
 Selau, *A.* 409  
 Seles, *A.* 349  
 Self-love, 223  
 Self-conceit, 223  
 Semna, *A.* 304  
 Sentimentalism, 226  
 Separation of bones, 411  
 Seram, 285  
 Serataun, *A.* 198  
 Seres, *A.* 310  
 Serkend, *A.* 282  
 Shebek, *A.* 307  
 Shebkerat, *A.* 238  
 Shekyhat, *A.* 280  
 Shirine, *A.* 378  
 Shingles, 374  
 Short-breath, 85  
 Short-sight, 240  
 Sibbens, 203  
 Sickness of the stomach, 23  
 Sideratio, 133  
 Sifflement, *F.* 78  
 Singultus, 268  
 Silat, *A.* 197  
 Sila, *A.* 328  
 Silliness, 235  
 Siriasis, 133  
 Sitis Morbosus, 14  
 Sivvens, 203  
 Skue-sight, 240  
 Slavering, 11  
 Sleep, apparent, 291  
 Sleep-walking, 233  
 Sleep-talking, *ib.*



- Sleeplessness, 274  
 Small-pox, 174  
 Smell, 253, 254  
     acute, 254  
     obtuse, *ib.*  
     loss of, *ib.*  
 Sneezing, 268  
 Snivelling, 72  
 Snoring, 75  
 Soal, *A.* 82  
 Saol, *A.* 84  
 Soda, 21  
 Soif, excessive, *F.* 14  
 Somnambulism, 233  
 Somnambulismus, *ib.*  
 Somnolency, 291  
 Sommersprosse, *G.* 392  
 Soubresaut des tendons, *F.* 270  
 Soolal, *A.* 192  
 Soporosi, 286  
 Sore-throat, 135  
 Soreness, 257  
 Souris, *F.* 269  
 Sortie de la langue, *F.* 13  
 Spasm, 261  
 Spastici, *ib.*  
*Sparganosis*, 150. 301  
 Sparks before the eyes, 242  
*Spermorrhœa*, 300  
 Speaking through the nose, 78  
 Speechlessness, 75  
 Speichel fluss, *G.* 10  
 Sphacelus, 215  
 Sphacelismus, 133  
 Spina ventosa, 334  
 Spina bifida, 339  
 Spinola, *ib.*  
 SPLANCHNICA, 56  
 Spitting of Blood, 186  
 Splenitis, 143  
 Spilosis, 391  
 Spilus, *ib.*  
 Squammæ, 365  
 Squinancy, 134  
 Squinsy, *ib.*  
 Squinting, 247  
 Stamlen, *G.* 79  
 Stammering, *ib.*  
 Staphyloma, 246  
 Starcker-husten, *G.* 84  
 Stecker-zunge, *G.* 13  
 STEREOTICA, 407  
 Sterilitas, 303  
 Sterilité des femmes, *F.* 314  
 Sterilité male, *F.* 309  
 Sterility female, 314  
*Sternalgia*, 89  
 Sternutatio, 268  
 Sterteur, 75  
 Stertor, 74  
 Stick, *G.* 396  
 Stich, 91  
 Stiff-neck, 261  
*Stillicidium narium*, 71  
 Stomacace, 211  
 Stomach-disease, 15  
 Stone in the bladder, 353  
 Stone-pock, 125  
 Stoppage of urine, 345  
 Stopfung, *G.* 32  
 Stottern, *G.* 79  
 Strabismus, 247  
 Strain, 400  
 Straining, 54  
 Straguria, 346. 349  
 Strangury, 346  
 Stremma, 400  
 STEREOTICA, 406  
 Streckung, *G.* 270  
 Stretching, *ib.*  
 Strophulus, 358  
*Struma*, 196  
 Studium inane, 232  
 Stultitia, 235  
 Stulzwung, *G.* 54  
 Stummheit, *G.* 75  
 Stupiditas, 234  
 Stupidity, *ib.*  
 Stupor, 259  
 Stuttering, 79  
 Sty, 123  
 Styphsis, 32  
 Suanimento, *Span.* 282  
 Suasarcosis, 67  
 Subat, *A.* 291  
 Subsultus, 270  
 Subluxatio, 411  
 Suda, *A.* 220  
 Sudamina, 362  
 Sudor, 355  
 Sudor Anglicus, 100  
 Suetie, *F.* 101  
 Suffocatio, 85  
 Suffusio, 241, 242  
 Summer-rash, 362  
 Sun-burn, 393  
 Sup, *A.* 220  
 Superbia, 223  
 Superannuation, 236  
 Surditas, 253  
 Surdité, *ib.*  
 Suspended animation, 289  
 Susurrus, 252  
 Suzish, *A.* 399  
 Sweating sickness, 101  
 Sweet-spittle, 11



Swimming of the head, 281  
 Swine-pox, 171  
 Swoon, 282  
 Swülle, *G.* 387  
 Sycosis, 123  
 Synanche, 134  
*Synclonus*, 270  
*Syncope*, 89. 282  
 Synezesis, 244  
 Synoca, 109  
 Synochus, 109. 111  
 Syphilis, 199  
 Syrigma, 78  
 Syrigmus, 252  
 SYSTATICA, 273  
*Syspasia*, 283  
 Systremma, 265

## T.

Tabes, 190  
 Taches de rousseur, *F.* 392  
 Tactus acrior, 257  
     imminutus, 259  
*Tadium vitæ*, 228  
 Tania, 48  
*Tæsa*, *Pers.* 275  
 Tag-blindkeit, *G.* 238  
 Tagig-fieber, *G.* 102  
 Tams, *A.* 296  
 Tape-worm, 49  
 Taraxis, 145  
 Tartar of the Teeth, 9  
 Taste, 255  
     acute, *ib.*  
     obtuse, 256  
*Taus*, *A.* 265  
 Taubheit, *G.* 253  
 Taye, *F.* 243  
 Teething, 3  
 Teigne, *F.* 377  
 Teneritudo, 257  
 Tenesmus, 53  
 Tenk nefes, *A.* 86  
 Tentigo penis, 261  
 Terminthus, 124  
 Tertian ague, 103  
 Tertianus, *ib.*  
 Teshennug, *A.* 262  
 Testudo, 332  
 Tetanus, 263. 265  
 Tetartæus, 104  
 Tetartophya, 105  
 Tetter, 373. 376. 377. 379  
 Tezauf, *A.* 321  
 Thirst, morbid, 14  
 Thlasis, 410  
 Thlasma, 399

Thorheit, *G.* 235  
 Thrush, 168  
 Tic, 262  
 Tic douloureux, *F.* 260  
 Tick, 384  
 Tiefsinnigkeit, *G.* 231  
 Tinea, 377  
 Tintammet, *A.* 79  
 Tippel-beul, *G.* 121  
 Tiraillement, *F.* 270  
 Tollheit, *G.* 222  
 Tongue-tie, 414  
 Tonic spasm, 261  
 Tonici, *ib.*  
 Tonos, *ib.*  
 Tooth-ache, 6  
 Tooth-edge, 8  
 Tooth-rash, 360  
 Tormina, 36  
 Torpor, 287  
 Torpor pancreatis, 66  
 Tournoyement de tête, *F.* 281  
 Toux, *F.* 82  
 Trance, 291  
 Trancheés des enfans, *F.* 30  
 Transport, 223  
 Traulotes, 80  
 Traurigkeit, *G.* 228  
 Tremblement, *F.* 271  
 Trembling, *ib.*  
 Tremor, *ib.*  
 Trichoma, 388  
*Trichosis*, *ib.*  
 Trichuris, 48  
 Tricocephalus, *ib.*  
 Trismus, 262, 263. 266  
 Tritæophya, 104. 108  
 Tritæus, 103  
 Tromos, 271  
 Trousse-galant, *F.* 39  
 Tuber, 328  
 Tuberculum, *ib.*  
 Tumeur blanche, *F.* 156  
 Tumor, 328  
 Tumour, *ib.*  
 Tussis, 82  
 Twinkling of the eye-lids, 269  
 Twitching of the tendons, 270  
 TYCHICA, 395  
 Tympania, 343  
 Tympanite, *F.* 343  
 Tympany, *ib.*  
 Typhodes, 110  
 Typhomania, 291  
 Typhus, 110

## V.

Vaccina, 170



Vaccinia, 169  
 Vapours, 228  
 Varicella, 170  
 Variola, 174.  
 Varix, 214  
 Varus, 125  
 Vauket, *A.* 19  
 Ubel-hören, *G.* 251  
 Vedaf, *A.* 300  
 Vege-ome fasil, *A.* 154  
 Vekr, *A.* 251  
 Ventosité, *F.* 23  
 Ventriculi inflammatio, 140  
 Verbrennung, *G.* 399  
 Verdrüsslichkeit, *G.* 228  
 Verdunklung der glasernen feutich-  
 keit, *G.* 244  
     der hornhaut, 243  
 Vergesslichkeit, *G.* 235  
 Verem, *A.* 189  
 Verminatio, 46  
 Verole, *F.* 200  
 Verole volante, *F.* 170  
 Verolette, *F.* 171  
 Verrenckung, *G.* 400  
 Verruca, 386  
 Verrüe, *F.* *ib.*  
 Vers, *F.* 46  
 Verzerhung, *G.* 190  
 Vertige, *F.* 281  
 Vertigo, *ib.*  
 Vesamia, 220. 222  
 Vesaniæ, 220  
 Vesicular fever, 171  
 Viertägig-fieber, *G.* 104  
 Visus acrior, 238  
     diurnus, *ib.*  
     juvenum, 240  
     nocturnus, 238  
 Vitiligo, 367. 391  
 Ulcer, 216  
 Ulcere, *F.* *ib.*  
 Uleus, 216  
 Unacteu kindspocken, *G.* 170  
 Unfruchtbarkeit, *G.* 314  
 Ungovernable passion, 223  
 Unoculus, 416  
 Unrecht, *G.* 252  
 Unruhe, *F.* 275  
 Unsinnigkeit, *F.* 220  
 Unverdäulichkeit, *G.* 25  
 Unvernunft, *F.* 235  
 Unverstand, *F.* 234  
 Unzeitige-geburch, *G.* 319  
 Vomendi conamen, 24  
 Vomica, 118  
 Vomissement, *F.* 24  
     de sang, *F.* 187

Vomiting, 24  
     of blood, 187  
 Vomituritio, 24  
 Vomitus, *ib.*  
     cruentus, 187  
 Voracité, *F.* 17  
 Voracity, *ib.*  
 Uredo, 166  
 Urine, stoppage of, 345  
     incontinence of, 349  
 Uroplania, 351  
 Urticaria, 166  
 Uteri inflatio, 344  
     inversio, 316  
     prolapsus, *ib.*  
     retroversio, *ib.*  
 Vuë couche, *F.* 240  
     courte, *F.* *ib.*  
     longue, *F.* 239  
 Vulnus, 396

## W.

Wahnsinnigkeit, *G.* 236  
 Wart, 386  
 Wartze, *G.* *ib.*  
 Wasserblassen, *G.* 371  
 Wasserblattern, *G.* 370  
 Wassersucht, *G.* 337  
 Water-blebs, 372  
 Water-brash, 22  
 Water-pox, 171  
 Water-qualm, 22  
 Weariness of life, 229  
 Web eye, 243  
 Weisse-flusse, *G.* 298  
 Weissehaut, *G.* 196  
 Weiss-schwellen, *G.* 156  
 Welk, 126  
 Wen, 331  
 Wheezing, 75  
 White-gown, 360  
 White gum, *ib.*  
 White-swelling, 156  
 Whites, 298  
 Whitlow, 127  
 Windige-wassersucht, *G.* 343  
 Wind dropsy, 340  
 Wind-grimmen, *G.* 30  
 Wischtel-zopff, *G.* 388  
 Witlessness, 235  
 Womb, falling down of, 316  
     inverted, *ib.*  
     polypus of, 317  
     retroverted, 316  
 Worm, tape, 49  
 Worm, thread, 48  
     round, *ib.*



Worms, 46  
 Wound, 396  
 Wrath, 223  
 Wrench, 400  
 Wunde, *G.* 396  
 Wurmsucht, *G.* 46

## Y.

Yara, *A.* 396  
 Yawning, 270  
 Yaws, 181  
 Yehem, *A.* 234  
 Yerekaun, *A.* 57


## Z.

Zähne-stumpf, *G.* 8  
 Zahn-pein, *G.* 6  
 Zahnen, *G.* 3  
 Zameh, *A.* 119  
 Zatal-bein, *A.* 137

Zefer, *A.* 122  
 Zekh, *A.* 387  
 Zelotypia, 223  
 Zemherir, *A.* 258  
 Zemin, *A.* 293  
 Zeminlik, *Turc.* 293  
 Zeryr, *A.* 59  
 Zerzerretes, *G.* 400  
 Zipperlein, *G.* 155  
 Ziras, *A.* 2  
 Zirknirschung, *G.* 400  
 Zischen, *G.* 78  
 Zitterich, *G.* 361  
 Zittermahl, *G.* 373  
 Zittern, *G.* 271  
 Zona, 374  
 Zoster, *ib.*  
 Zukam, *A.* 148  
 Zulekkhet, *A.* 154  
 Zurat, *A.* 23  
 Zwerg, *G.* 424  
 Zwitter, *G.* 423  
 Zyger angen, *G.* 147









NATIONAL LIBRARY OF MEDICINE



NLM 03277922 9