

Freese's combined system of practice for physicians and families.

Contributors

Freese, Jacob R., 1826-1885.
National Library of Medicine (U.S.)

Publication/Creation

[Cincinnati] : [Smith, Small & Co.], [1856]

Persistent URL

<https://wellcomecollection.org/works/cw63sn8a>

License and attribution


This material has been provided by This material has been provided by the National Library of Medicine (U.S.), through the Medical Heritage Library. The original may be consulted at the National Library of Medicine (U.S.) where the originals may be consulted.

This work has been identified as being free of known restrictions under copyright law, including all related and neighbouring rights and is being made available under the Creative Commons, Public Domain Mark.


You can copy, modify, distribute and perform the work, even for commercial purposes, without asking permission.



Wellcome Collection
183 Euston Road
London NW1 2BE UK
T +44 (0)20 7611 8722
E library@wellcomecollection.org
<https://wellcomecollection.org>







THE UNIVERSITY OF CHICAGO

DEPARTMENT OF PHYSICS

PHYSICS 101

FRESE'S
COMBINED SYSTEM OF PRACTICE,
FOR
PHYSICIANS AND FAMILIES.

FRONTISPIECE TO DR. FREESE'S GENERAL TREATISE,
PART I.

A FRONT VIEW OF THE ORGANS WITHIN THE CHEST AND ABDOMEN.



EXPLANATION OF ENGRAVING.—1, 1, 1, 1, externally, The muscles of the chest. 2, 2, 2, 2, The ribs. 3, 3, 3, The upper, middle, and lower lobes of the right lung. 1, 1, internally, The two lobes of the left lung. 5, The right ventricle of the heart. 6, The left ventricle. 7, The right auricle of the heart. 8, The left auricle. 9, The pulmonary artery. 10, The aorta. 11, The vena cava descendens. 12, The trachea. 13, The œsophagus. 14, 14, 14, 14, The pleura. 15, 15, 15, The diaphragm. 16, 16, The right and left lobe of the liver. 17, The gall-cyst. 18, The stomach. 26, The spleen. 19, 19, The duodenum. 20, The ascending colon. 21, The transverse colon. 25, The descending colon; 22, 22, 22, 22, The small intestine. 23, 23, The abdominal walls turned down. 24, The thoracic duct, opening into the left subclavian vein, (27.) 27, The left subclavian vein.

Freeze's Combined system of practice
for physicians and families 2/5

GENERAL TREATISE, PART I.

THE PHYSICIAN'S HAND-BOOK, AND FAMILY GUIDE TO HEALTH:

BEING AN ACCOUNT, (ARRANGED IN ALPHABETICAL ORDER,) OF ALL THE
GENERAL DISEASES TO WHICH THE HUMAN ORGANISM IS LIABLE,
WITH DIRECTIONS AS TO THE VERY BEST TREATMENT
OF EACH; DERIVED FROM THE PRACTICE AND
WRITINGS OF MANY OF THE MOST EMINENT
PHYSICIANS AND SURGEONS OF EUROPE
AND AMERICA.

TO WHICH IS ADDED,

Directions for the proper Management of the Sick-Room;
DIRECTIONS FOR MAKING AND ADMINISTERING THE USUAL
DIETETIC PREPARATIONS;
AND
THE MATERIA MEDICA AND THERAPEUTICS OF
MEDICINE CHESTS.

BY J. R. FREESE, M. D.,

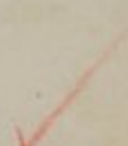
LATE PRESIDENT OF THE FACULTY, AND PROFESSOR OF SURGERY, AND OF OBSTETRICS,
AND THE DISEASES OF WOMEN AND CHILDREN, IN THE WESTERN LAW AND
MEDICAL COLLEGE; MEMBER OF THE MEDICO-CHIRURGICAL SOCIETY
OF PHILADELPHIA; OF THE ILLINOIS STATE MEDICAL SOCIETY;
OF THE M'LEAN MEDICAL SOCIETY, ETC.

CINCINNATI:

SMITH, SMALL, & CO.,

LONDON: STANLEY, BACON & CO., NO. 16, LITTLE BRITAIN STREET.
PARIS: MAGENDIE & LESFRANC, 6, RUE DE RICHELIEU.

1856.



GENERAL TREATISE PART I
PHYSICIAN'S HAND-BOOK
FAMILY GUIDE TO HEALTH

Annex

WBA

F 857c

1856

c. 1

Entered according to Act of Congress, in the year 1856,

BY J. R. FREESE, M. D.,

In the Clerk's Office of the District Court for the District of Ohio.

~~~~~  
STEREOTYPED BY D. HILLS & CO.,  
141 Main Street, Cincinnati.  
~~~~~

DEDICATION.

TO
THE PHYSICIANS OF AMERICA;
TO
Every Father and Mother, Sister and Brother,
MASTER AND SERVANT,
THIS WORK,
WRITTEN FOR THEIR USE AND BENEFIT,
IS RESPECTFULLY INSCRIBED,
BY THEIR FRIEND,
THE AUTHOR.

TABLE OF CONTENTS.

PART I.

	PAGE
PREFACE.....	21 to 25
DIRECTIONS FOR THE PROPER MANAGEMENT OF THE SICK-ROOM...	25 to 29
DIETETIC PREPARATIONS.....	29 to 34
THE MATERIA MEDICA AND THERAPEUTICS OF DR. J. R. FREESE'S	
MEDICINE CHESTS.....	34 to 61
DISEASES AND THEIR TREATMENTS.....	61 to 158

PART II.

DISEASES OF THE MALE GENITALS.....	13 to 28
------------------------------------	----------

PART III.

DISEASES OF THE FEMALE GENITALS.....	13 to 28
ON STERILITY.....	28 to 29
ON GENERATION, OR REPRODUCTION.....	29 to 32
ON THE THEORY AND PRACTICE OF MIDWIFERY.....	32 to 35
ON CONCEPTION—HOW TO INDUCE OR PREVENT IT.....	35 to 37
ON THE PRODUCTION OF MALES OR FEMALES, IN ACCORDANCE WITH THE WILL OF THE PARENTS.....	37 to 39
WESTERN LAW AND MEDICAL COLLEGE.....	39 to 43
SCHOOL OF THE "COMBINED SYSTEM".....	43 to 45
SPECIAL NOTICES.....	45 to 51

TABLE OF CONTENTS.

.....	1 to 32
.....	32 to 38
.....	38 to 44
.....	44 to 50
.....	50 to 56
.....	56 to 62
.....	62 to 68
.....	68 to 74
.....	74 to 80
.....	80 to 86
.....	86 to 92
.....	92 to 98
.....	98 to 104
.....	104 to 110
.....	110 to 116
.....	116 to 122
.....	122 to 128
.....	128 to 134
.....	134 to 140
.....	140 to 146
.....	146 to 152
.....	152 to 158
.....	158 to 164
.....	164 to 170
.....	170 to 176
.....	176 to 182
.....	182 to 188
.....	188 to 194
.....	194 to 200
.....	200 to 206
.....	206 to 212
.....	212 to 218
.....	218 to 224
.....	224 to 230
.....	230 to 236
.....	236 to 242
.....	242 to 248
.....	248 to 254
.....	254 to 260
.....	260 to 266
.....	266 to 272
.....	272 to 278
.....	278 to 284
.....	284 to 290
.....	290 to 296
.....	296 to 302
.....	302 to 308
.....	308 to 314
.....	314 to 320
.....	320 to 326
.....	326 to 332
.....	332 to 338
.....	338 to 344
.....	344 to 350
.....	350 to 356
.....	356 to 362
.....	362 to 368
.....	368 to 374
.....	374 to 380
.....	380 to 386
.....	386 to 392
.....	392 to 398
.....	398 to 404
.....	404 to 410
.....	410 to 416
.....	416 to 422
.....	422 to 428
.....	428 to 434
.....	434 to 440
.....	440 to 446
.....	446 to 452
.....	452 to 458
.....	458 to 464
.....	464 to 470
.....	470 to 476
.....	476 to 482
.....	482 to 488
.....	488 to 494
.....	494 to 500
.....	500 to 506
.....	506 to 512
.....	512 to 518
.....	518 to 524
.....	524 to 530
.....	530 to 536
.....	536 to 542
.....	542 to 548
.....	548 to 554
.....	554 to 560
.....	560 to 566
.....	566 to 572
.....	572 to 578
.....	578 to 584
.....	584 to 590
.....	590 to 596
.....	596 to 602
.....	602 to 608
.....	608 to 614
.....	614 to 620
.....	620 to 626
.....	626 to 632
.....	632 to 638
.....	638 to 644
.....	644 to 650
.....	650 to 656
.....	656 to 662
.....	662 to 668
.....	668 to 674
.....	674 to 680
.....	680 to 686
.....	686 to 692
.....	692 to 698
.....	698 to 704
.....	704 to 710
.....	710 to 716
.....	716 to 722
.....	722 to 728
.....	728 to 734
.....	734 to 740
.....	740 to 746
.....	746 to 752
.....	752 to 758
.....	758 to 764
.....	764 to 770
.....	770 to 776
.....	776 to 782
.....	782 to 788
.....	788 to 794
.....	794 to 800
.....	800 to 806
.....	806 to 812
.....	812 to 818
.....	818 to 824
.....	824 to 830
.....	830 to 836
.....	836 to 842
.....	842 to 848
.....	848 to 854
.....	854 to 860
.....	860 to 866
.....	866 to 872
.....	872 to 878
.....	878 to 884
.....	884 to 890
.....	890 to 896
.....	896 to 902
.....	902 to 908
.....	908 to 914
.....	914 to 920
.....	920 to 926
.....	926 to 932
.....	932 to 938
.....	938 to 944
.....	944 to 950
.....	950 to 956
.....	956 to 962
.....	962 to 968
.....	968 to 974
.....	974 to 980
.....	980 to 986
.....	986 to 992
.....	992 to 998
.....	998 to 1004

READ THIS PREFACE.

IN presenting this Hand-Book to the physicians, fathers, mothers, sisters, brothers, masters, and servants of America and Europe, I am influenced by a laudable desire to do them good, by reminding or teaching them the *best way to cure others*, or, if needs be, to *cure themselves*.

Every physician knows that, however thorough his medical education may have been, there are times when he feels at a loss to know how to treat a certain disease, or a certain case to which he has been hastily summoned. If, therefore, he will but carry this book in his pocket or pill-bags, he can at any time refer to it, and thus *learn the treatment best suited to the case*, as *derived from the writings and practice of the most eminent physicians and surgeons of Europe and America*.

Again, every physician, practising in the country, knows how frequently he feels the want of a certain medicine, or a certain combination of medicines, which he knows to be applicable to the case before him; but, as he has not got them, (his stock of medicines being small, and it being a long way to the nearest drug-store,) he is obliged to give some other kinds which he has got—his patient grows worse—finally dies—and all for the want of a certain remedy or mixture which would have saved the patient, could it have been procured in time. Indeed, it is a shame how careless a large proportion of country practitioners are in providing themselves with medicines. I have known many physicians whose whole stock of medicines consisted of calomel, jalap, rhubarb, aloes, sodæ, quinine, and cream of tartar, and, with these alone, they would visit their patients, to cure or to kill, according to the circumstances of the case.

The preparations which I herewith present to the medical profession, and to the community at large, as found in my medicine chests, are, all of them, made up from recipes obtained from the works and lips of

many of the most eminent physicians both of this country and Europe; and, being compounded under my own direct supervision, and according to the strictest rules of pharmacy, *may be relied upon in every case* in which they are herein prescribed. Some of them contain *very rare* medical ingredients—such as are not generally found in drug-stores; but, as I determined that the recipes—coming from such eminent authorities—should be strictly adhered to, I had the medicines procured and compounded *secundum artem*. Not a single one of these preparations is deliterious or poisonous in its effects, either immediately or remotely; but each and every one of them will *do good*, and *only good*, if taken according to the directions laid down in this book.

I venture to say, and stake my medical reputation on the assertion, that, with one of my medicine cases alone, the physicians of our country could cure *five* cases to every *one* they now cure with their crude, unprepared, and oftentimes inappropriate drugs.

I have taken pains to select enough recipes, and have had a sufficiency of remedies prepared to meet *every known disease*, so that, with my medicine cases alone, the physician would be "*armed at all points!*"

To the fathers, mothers, sisters, brothers, masters, and servants of our country, I would say that, while I have had the welfare of my professional brethren at heart, I have also had your good and your interests in my mind's eye, and hence have prepared this work and my medicines so that every intelligent man and woman can use them for their own and for others' good. Good, sound judgment will, of course, be necessary to distinguish the disease, which judgment, however, will be aided and guided by reference to the symptoms of each disease, as detailed in this work; this being rightly determined, the treatment recommended needs only to be *strictly followed*, and your success will be as certain as though you had the attendance of the most eminent physician in America.

Every physician well knows (and, if honest, will acknowledge it,) that the mothers of our country are as quick to detect and determine the *kind of disease* with which their child, or some one of their friends, may be afflicted, as the generality of physicians; and they can not but remember how frequently they have been met at the door by the mother with, "Doctor, my child has the measles—scarlet fever—chills and fever—chicken-pox—croup," or whatever else may be the real ailment; and ten to one she is exactly right. Such a mother, with *this Book*, and one of our MEDICINE CHESTS would be as safe, and, in every way *as good a family physician* as Dr. Eberle, Dr. Dewees, or Sir

Astley Cooper; for from these, and other like celebrated authorities, I have drawn my recommendations of treatment.

Such cases of quick perception and sound judgment occur not only among the ladies, but, also, among the gentlemen of our wide-spread country. The amount of education with which thousands are blessed, would enable them so to understand the symptoms and determine the disease, that, with one of our medicine cases, and this Guide at hand, they could treat successfully nearly every case that might happen to fall under their care.

If masters, or contractors, who own, or have about them, a large number of servants or hands, would carefully study this book, and have one of our medicine cases at hand, they could and would cure more, probably, than their physician has been in the habit of curing; and, what is next in importance, it would *save them hundreds of dollars each and every year.*

Time, in the treatment of a disease, is sometimes every thing; and the very same dose of medicine which would have completely relieved the patient, if taken in time, may prove entirely unavailing if given a few hours later. Some families have no physician very near them; or he may be away from home, or sick just at the time when you most need his services: every such family, at least, should be provided with this book, and one of our medicine chests; and one member of the family should so study this book that they would be prepared for any emergency that might arise, and to treat successfully any disease that might occur among the household.

In the preparation of this work, especially as regards the *treatment* of diseases, I have taken very great pains. I have not confined my researches to one, or two, or a half dozen authorities, but have closely examined and well considered the recommendations and recipes of a great number, and, from them all, selected the one which I thought *the best.* Thus, for instance, in searching for the best *Asthmatic* remedy, I examined carefully, and with as much medical scrutiny as I possess, twenty-six different suggestions and recipes; and, from them all, selected one from the works of Dr. Wattson, which I present as *Dr. Wattson's Asthmatic Mixture*, No. 30. In searching for the best remedy for *Amenorrhœa*, I examined forty-nine different suggestions and recipes, and, from them all, selected one from the works of Dr. Dewees, which I present as *Dr. Dewees's Emmenagogue Mixture*, No. 9. For *Dyspepsia*, I examined thirty-eight; for *Cancer*, twenty-six; for *Diarrhœa*, sixty-nine; for *Dropsy*, sixty-seven; for *Piles*, thirty-three; for *Worms*,

fifty-five; for *Rheumatism*, sixty-two; for *Intermittent Fever*, (*chills and fever*), thirty-nine; for *Dysentery*, thirty-three; for *cutaneous diseases*, seventy-seven; for *Catarrh*, fifty-two; for *Scrofula*, fifty-three, etc. In some few instances I conceived that, by combining the recommendations of several authors with my own experience, I could present a *better* preparation than either one had presented; and, in all such cases, I have presented the preparation under my own name, although it may, with propriety, be said to belong to several.

Also, in the preparation of my internal mixtures, special reference has been had to *palatability*. It is no easy task to make medicines "pleasant to take;" for the very word medicine is connected with nausea in the minds of many; nevertheless, by the additions of syrups, aromatics, flavored waters, essential oils, etc., I have made them comparatively pleasant, and yet have in no way interfered with their medicinal virtues. All of my pills are prepared with *sugar coatings*; and all the powders have aromatic or saccharine additions to add to their palatability. My remedies are nearly, if not quite, as pleasant as homœopathic preparations, while I claim for them INFINITELY GREATER VIRTUE.

The preparations may be used *separately* and *alone*, and, even by such use, will prove themselves *vastly superior* to the patent medicines scattered throughout the country; nevertheless, a still better and more satisfactory result will accrue when they are used in their relative combinations, as prescribed under the head of each disease. Every family should have a medicine chest, for reasons heretofore given; but, if they have not got a chest, the separate remedies may be purchased to meet the existing disease.

In conclusion, I would say that, if some one member of every family throughout our country would take it upon himself, or herself, to carefully study this book, and have on hand one of our medicine cases, he or she could, and would, be *more successful* in treating the ailments of the family than nine-tenths of those calling themselves physicians; and that the rate of mortality would thus be *reduced* throughout our land to one-half its present rate. I know the estimate seems a large one; but I have no kind of doubt as to the truth of it.

Study this book!—buy a medicine chest, and give the remedies as prescribed; and I'll stake my honor as a gentleman, and my reputation as a physician and surgeon, that no one will be disappointed or dissatisfied.

J. R. FREESE, M. D.

DIRECTIONS FOR THE PROPER MANAGEMENT OF THE SICK-ROOM.

DR. A. T. THOMPSON and Dr. Dewees have each written a short treatise on the *Management of the Sick Room*; and, in the few observations which I now design to make, I shall avail myself of their superior wisdom and great experience.

Every physician (if honest) will acknowledge that as much depends on *good nursing*, as on the remedial powers of medicines; and I care not how appropriate may be the remedies, if carelessness, or negligence, or willful perverseness is allowed and practiced in the sick-room, ten to one the patient will die, when, with proper nursing and the same remedies, he would have speedily recovered. Allowing this, then, to be true, the inquiry is—what is the proper management of the sick room?

1st.—Ventilation.

The time was when every hole and crack of a sick-room was boarded up, plugged up, or stuffed full of old rags; but, thanks to wisdom, that time has passed, and we now advise that our patients should have plenty of fresh air. The air of a sick-room soon becomes impure, and must be changed by the admission of fresh air from without. Care should be taken, however, that the air be *not* allowed to blow *directly on the patient*; but admitted freely into the room, by letting down the windows at the top, or opening the door in a proper manner. The sick-room, if possible, should be large; the ceiling high, and, in all cases,

provided with a chimney, to allow the escape of impure air from the room.

I should not advise the use of disinfecting chemicals, except where it is not at all possible to ventilate the room freely. The chloride of lime is the best, when it becomes necessary to use any.

Of course, in damp weather, all the *outer* doors and windows should be closed, and only the *inner* ones left open. Ventilation is especially required in infectious and contagious disorders.

2nd.—Temperature.

Every sick-room should have a thermometer in it, as the sensations of the patient are oftentimes very deceptive, although not wholly to be disregarded. The best general temperature of a sick room is from 60° to 70° F. In febrile complaints it may be a little lower; or, if the patient complains of chilliness, a little higher, or, what is still better, put on him a little more covering, and let the air remain cool for breathing. The old notion that the room must be kept very warm to prevent the patient from taking cold, has long since been exploded, to the great comfort of patients and credit of physicians.

During convalescence, an *even temperature* should be carefully maintained, although the air should be frequently renewed. The thermometer should stand from 60° to 65° F.

There is far greater danger of a patient's "taking cold," when the room is kept too warm, than at a moderate temperature. The bed-clothing should be regulated according to the patient's own feelings—if he feels too warm, take some off—if he complain of chilliness, put some on.

3rd.—Cleanliness.

It is exceedingly important that everything about a sick room should be kept clean; the bed-clothes and clothing of the patient; the cups, saucers, glasses, spoons, etc., used by the patient in taking his food or medicines; the tables, stands and chairs. Every morning the room should be carefully swept—if covered with carpet, sprinkle it with moist tea leaves a short time before sweeping, to prevent the dust from rising.

All evacuations should be taken from the room at once, and, under no pretense, should they be allowed to remain in the room to taint the air.

Occasionally the patient's face and hands should be wiped with a towel, moistened with cold water, or water and vinegar. As *bathings* of different kinds and temperatures now form part of the treatment of almost every disease, it is hardly necessary to add that the patient's body *should be kept very clean*.

4th.—Quietness.

Nothing is more grateful to a patient than quietness in a sick-room, especially in diseases attendant with more or less fever. A few officious old ladies, or fretful children, will sometimes effect more toward killing the patient, than the medicines can toward curing him.

Neither should *whispering* be allowed in a sick room. Let whatever is said be said in a plain, distinct, yet mild, voice, so that the patient may readily understand it, without *fatiguing* himself by *endeavoring to listen*. In moving about the room, the attendants should make as little noise and bustle as possible. Whatever "fixing," and "putting things to rights" is to be done, let it be done in the morning, as the patient is usually better able to bear it then—having had a night's rest and quietness.

When the patient is asleep, keep the door shut—bolted, if necessary—and, by all means, avoid disturbing him, unless it is absolutely necessary to give him his medicine, when he should be waked *very gently*—never suddenly.

5th.—Furniture.

The furniture of a sick room should not be in too great abundance, but just enough, and no more; the balance, if any, should be removed. The bedstead should be *low*, and *without curtains*. A mattress is always better than a feather bed, although in some cases, the mattress may be placed over the feather bed, when greater softness is required. The bed-clothing should be as light as is consistent with warmth and comfort. About once a day the bed should be shook up and aired, which may be done by laying the patient off on a sofa, or on the side of the bed, while the bed, or other side thereof, is being fixed.

A *large arm-chair* is an excellent piece of furniture in a sick-room, and should be lined with blankets, and used by the patient as soon, and whenever his strength will allow it. Some patients will gain more in sitting up an hour, than in lying abed for a week; yet great prudence and care needs to be exercised in not allowing the patient to sit up too soon, or too long, at first. When the patient is very feeble, he should invariably have a *bed-pan* to use, and not be allowed to rise for defecation.

6th.—Administration of Medicines.

Great pains should be taken to give the medicines *exactly as prescribed*; and, unless the patient is asleep, exactly at the time. Carelessness in these particulars will sometimes thwart the very best of remedies.

Food, drinks, etc., should be prescribed, and given with as much care and regularity as the medicines. Food and drink given in too great quantities, or at unseasonable times, will sometimes do more harm than your medicines can possibly do good.

7th.—Doses.

All of my “Directions” or prescriptions, are made for the adult, and hence, in prescribing the various mixtures, powders, pills, etc., to boys or children, a proper degree of judgment will have to be exercised. As a general rule, half the quantity may be given to one from 12 to 16 years of age; a quarter of the quantity to one from 8 to 12; and one-eighth of the quantity to one from 4 to 8; and younger, in like proportion. Thus, for instance, where a tablespoonful is prescribed for an adult, you would give to a person from 12 to 16 a dessert-spoonful; to one from 8 to 12, a teaspoonful; to one from 4 to 8, a half teaspoonful, and so on, in like proportion.

In some kinds of medicines, however, such as emetics, cathartics, and especially *worm* medicines, this rule will not do, as it sometimes requires as much of an anthelmintic to expel worms from a small boy, as from a man.

8th.—Explanation of Technical Terms Used.

The few following explanations of professional terms used in this book, I deem necessary for the better understanding of the non-professional reader:

By *light or spare diet*, I mean tea, toast, boiled rice, arrow-root, sago, rice-water, water-gruel, barley-water, panado, rice-gruel, and such like articles.

By *generous diet*, I mean meats of all kinds, especially *beef*, of the choicest and best quality, soups, vegetables, wine, especially if the patient has been in the habit of taking it; and such other food as may be relished by the patient—avoiding, of course, all such articles as are known to be indigestible, and such as would particularly *stimulate* or *intoxicate*.

Where I have said that a mixture, or other preparation, should be taken *pro re nata*, I mean, occasionally, according to circumstances.

Where I prescribe a tablespoonful, or teaspoonful, I mean those of *ordinary size*, and not those very large or very small ones that are sometimes to be met with. A tablespoon is estimated to hold a half fluid ounce; a dessert-spoon half as much, or two fluid drachms; and a teaspoon quarter as much, or one fluid drachm.

DIETETIC PREPARATIONS.

IN the treatment of a case, very much depends on the kind and quantity of food given to the patient; and it has frequently happened that carelessness or ignorance, on the part of the nurse, or physician, or both, has completely annulled the remedial powers of the medicines, and finally led to the patient's death; whereas, judicious dietetic regulations, and precisely the same medicines, would have led to a speedy and certain recovery. Dr. Rush, in his lectures, once remarked that every physician ought to spend six months in the *kitchen*, before entering upon his practical career; and, if such knowledge is so important to the physician, how much more important is it to *nurses* and *attendants*, into whose hands this department is so exclusively intrusted.

The *kind* of nourishment best suited to a given case, will have to be determined upon by the attendant and nurse at the particular time, and, in accordance with the symptoms of the patient; as the kind which would be most appropriate to-day, might be entirely inappropriate to-morrow, and *vice versa*.

As to *quantity*, the rule is, in all low diseases "give a *small quantity, frequently*" — "a little and often;" but, in derangements of the digestive functions, this rule does not hold good, as great *regularity* must then be strictly observed.

The directions which I herewith subjoin, for the making of various dietetic preparations, will, I think, be found useful to both physicians and nurses.

Beef Tea.

Take of—Lean Beef, cut into shreds, 1 pound.

Water, - - - - - 1 quart.

Boil it for twenty minutes, taking off the scum as it rises. When cold, strain the liquor.

This is a most excellent preparation—nourishing, palatable and appropriate to nearly all kinds of disease.

Calf's Feet Jelly.

Take of—Calves' Feet - - - - - 2.

Water - - - - - 1 gallon.

Boil down to one quart, strain, and when cold, skim the fat completely off.

Then add—Whites of Eggs well beaten, 6.

Loaf Sugar - - - - - $\frac{1}{2}$ pound.

Lemon juice—to suit taste of patient.

Wine - - - - - 1 pint.

Mix well—boil for a few minutes, stirring constantly, and then pass it through a flannel strainer.

This forms a very palatable and nutritious article of diet, and is especially suited to patients that are convalescent. It is most too nutritious and stimulating in inflammatory diseases.

Vegetable Soup.

Take—Turnip - - - - - 1

Potato - - - - - 1

Onion - - - - - 1

Slice, and boil in a quart of water for an hour; add salt to the taste; and pour the whole on a piece of dry toast.

This forms an agreeable substitute for animal food, and may be given when the latter is inadmissible.

Arrow-Root.

Take of—Arrow-Root - - - 1 tablespoonful.

Sweet Milk - - - $\frac{1}{2}$ pint.

Boiling Water - - $\frac{1}{2}$ pint.

Boil a few moments over the fire, stirring constantly; and, when cold, sweeten with loaf sugar to suit the taste of the patient.

This is a good preparation, and especially applicable in irritability, and diseases of the bowels.

Sago.

Take of—Sago - - - - - 2 spoonsful.
 Water - - - - - 1 pint.

Boil gently until it thickens, frequently stirring. Wine, sugar and nutmeg may be added to suit the taste of the patient.

This is applicable much the same as Arrow-Root; but a little more stimulating when the wine and spices are added.

Tapioca Jelly.

Take of—Tapioca - - - - - 2 spoonsful.
 Water - - - - - 1 pint.

Boil it gently for an hour, or until it assumes a jelly-like appearance. Add sugar, wine and nutmeg, with lemon-juice, to suit the taste of the patient and the nature of the case.

Panado.

Take of—Wheat Bread - - - - - 2 ounces.
 Pulverized Cinnamon - 1 drachm.
 Water - - - - - 1 quart.

Boil them well, then add a little grated nutmeg and sugar. Wine and butter may also be added if desirable, and the nature of the case will admit of it.

Rice Gruel.

Take of—Ground Rice - - - - - 1 ounce.
 Water - - - - - 1 quart.

Boil a half hour, then add a teaspoonful of ground cinnamon, or any other aromatic. Strain and sweeten. When cold, wine may be added if the patient desire it, and the nature of the case will admit.

Rice Water.

Take of—Well-washed Rice - - - 2 ounces.
 Water - - - - - 2 quarts.

Boil it for an hour and a half, and then add sugar and nutmeg to suit the taste of the patient.

In dysenteries, diarrhea, and diseases of the bowels generally, rice-gruel, rice-water, and boiled rice itself, are the very best kinds of nourishment that can be used.

Water Gruel.

Take of—Oatmeal - - - - 2 ounces.

Water - - - - 1 quart.

Boil for fifteen minutes—then strain, and add sugar and salt to make it agreeable.

Barley Water.

Take of—Pearl Barley (well washed) 2 ounces.

Boiling Water - - - - 2 quarts.

Boil down to one quart, and strain the liquor. Lemon-juice and sugar may be added to suit the palate of the patient.

This is an excellent preparation in inflammatory diseases.

Milk for Infants.

Take of—Cow's Milk - - - - 1 part.

Water - - - - 2 parts.

Loaf Sugar to sweeten slightly.

By careful analysis of the mother's milk, it has been found, that the above combination is the *nearest* substitute that we can make for it. The addition of flour, etc., should not be thought of until the child is, at least, six months old. Many infants are destroyed by *over-kindness*.

Wine Whey.

Take—Milk, (Buttermilk will do,) - $\frac{1}{2}$ pint.

Boil the milk a few minutes—skim, and then add wine, from 1 to 2 ounces.

This is a mild stimulant, and very useful in some cases. Dr. Chapman used to speak of it as possessing a kindred action with carbonate of ammonia.

Mustard Whey.

Take of—Milk (Buttermilk,) - - 1 pint.

Ground Mustard - - - 1 ounce.

Simmer for a while, then strain, and add,

Wine, (White, or Port,) - 6 ounces.

A draught of this Whey may be taken every hour or two, in low fever, and in debilitated stomach.

Vinegar Whey.

Take of—Milk - - - 1 pint.
 Vinegar - - - 2 table-spoonsful.

Boil for a few minutes, and separate the curd. Very agreeable to such patients as are constantly wishing for "something sour."

Rennet Whey.

Take of—New Milk - - - 1 quart.
 Rennet - - - 1 table-spoonful.

Heat the milk and then add the rennet. Boil until the curd separates, and is all taken off.

To many persons this forms a very agreeable nutriment.

Lemonade, sarsaparilla beer, sage tea, chicken-water, boiled flour, infusions of flaxseed, of malt, etc., etc., are all useful under certain circumstances; but my limits will not allow me to give further receipts. The ones I have given will generally be found preferable.

In fevers, lemonade and other *sour* drinks are *admissible*—the opinions of old authors to the contrary, notwithstanding—and are always very grateful to the patient. Ice, also, may be held in the mouth, or added to drinks sufficient to make them ice-cold.

THE
MATERIA MEDICA AND THERAPEUTICS
OF
DR. J. R. FREESE'S MEDICINE CHESTS,
FOR PHYSICIANS AND FAMILIES.

No. 1.—Dr. Freese's Liquid Emetic.

This is a combination of the best emetic medicines known to pharmacutists, and is applicable in every case where an emesis from the stomach is needed.

Directions.—A teaspoonful every fifteen minutes, in a half-teacupful of milk-warm water, until free vomiting is induced.

No. 2.—Dr. Freese's Cathartic Pills.

This pill is prepared from the most approved cathartic articles in the Materia Medica, and in strict accordance with the U. S. Pharmacopea. Having used them extensively for several years in my own practice, I can recommend them in the highest possible terms. They are applicable in every case in which it becomes desirable to move the bowels gently or actively, to cleanse the stomach, or excite the liver from a torpid condition. Their operation is mild, but efficient.

Dose.—For an adult, from three to five pills.

No. 3.—Dr. Freese's Fluid Cathartic.

The mildness of this preparation, and its pleasantness of taste make it very desirable in cases of children. It is

applicable in all cases where a cathartic is indicated. It is strictly officinal.

Directions.—A tablespoonful to adults, and a teaspoonful to children every two hours, until it operates.

No. 4.—Dr. Freese's Diuretic Powders.

These powders are a combination of the very best diuretic medicines, and are applicable to nearly all diseases of the kidneys and bladder.

Directions.—One powder every eight hours in a half-glass of barley-water. In some cases, they must be given oftener, and in others not so often. See cases.

No. 5.—Dr. Ferriar's Compound Dropsical Mixture.

This mixture is prepared from a recipe taken from the works of the celebrated Prof. Ferriar, and approved by the most learned physicians of this country and Europe. It is perfectly safe, and applicable in every form of dropsical effusion.

Directions.—A teaspoonful three times a day in a little water, more or less, according to the particular case.

No. 6.—Dr. Freese's Calculi Mixture.

This is a combination of the best antilithic medicines known to the profession, and is applicable in all cases of calculi, and to change the diathesis of an organism predisposed to the formation of calculi.

Directions.—A tablespoonful four times a day, more or less according to the case. See cases.

No. 7.—Dr. Freese's Fever Mixture.

The anti-febrifuge properties of the medicines composing this mixture are acknowledged by every prominent writer and physician throughout the world. The combination is strictly officinal. It is applicable to all forms and types of fevers—sometimes alone, and, in other cases, combined with other preparations.

Dose.—A teaspoonful every two hours, more or less according to the type and urgency of the case.

No. 8.—Dr. Freese's Expectorant Mixture.

This mixture is composed of Senega, Tolutani, Amoniaci, and several other expectorant medicines—all of which are recommended by Wattson, Wood, Dunglison, and others, for Catarrh, Hooping-Cough, Consumption, etc., etc. I have used it in my own practice for years, and always with the happiest effect.

Dose.—A tablespoonful every two hours, more or less, according to the case.

No. 9.—Dr. Dewees' Emmenagogue Mixture.

The recipe for this mixture I have taken from the works of the celebrated Dr. Dewees, who used it in his extensive private and hospital practice, and says he “never knew it to fail.” No better authority, or higher commendation, could be given it. Useful in all diseases of the menstrual function.

Dose.—A teaspoonful three times a day, more or less, according to the circumstances of the case.

No. 10.—Dr. Freese's Anthelmintic Mixture.

The medicines composing this mixture are, *all of them*, recommended for worms by the best medical writers of this country and Europe. It is a *safe* and *certain* remedy for worms of every kind, except the *Tœnia*, and will even expel them sometimes. It will be found as much superior to the worm nostrums now vended so extensively throughout the country, as truth is superior to error. It is so palatable, that no child will refuse to take it.

Directions.—A teaspoonful four times a day for two days, to be then followed by the *Fluid Cathartic*, or any other active purge. Worm preparations, which contain within themselves a purgative principle, *cannot be efficient*, as the purgative expels the anthelmintic before it can have thoroughly done its work, in destroying the worm.

No. 11.—Dr. Wood's Blistering Ointment.

This is the same (with a single improvement) that is used in all hospitals, and by all the leading physicians of our

country. The "single improvement," however, is a very important one, as this, in no case, can produce strangury, while the ordinary "fly blister" frequently does.

Directions.—Spread a piece of cloth or leather evenly with a knife, and lay it upon the part—letting it remain on until the cuticle is well raised.

No. 12.—Dr. Bell's Healing Ointment.

This is a combination of the most soothing and healing medicines known in the *Materia Medica*, and is strictly official in its preparation. For the dressing of blisters, burns, ulcers, etc., none other can equal it.

Directions.—Spread the ointment on a piece of muslin or linen, and apply to the part—renew it morning and night.

No. 13.—Dr. Cooper's Glandular Ointment.

This ointment, as an application to swollen and enlarged glands, is highly recommended by Sir Astley Cooper, Dr. Druitt, Gibson, and all other surgical writers. Its superior usefulness is unquestionable.

Directions.—Apply with the finger gently; or by spreading it on a cloth, directly to the enlarged gland, and continue thus to do, twice daily, until the swelling has entirely subsided.

No. 14.—Dr. Druitt's Abscess Ointment.

This ointment was first recommended to the profession by the world-renowned Hunter; and is now again presented and strongly recommended by Prof. Druitt, of London, as the very best combination for Abscess that can possibly be made.

Directions.—Spread on a thin linen cloth, and apply directly to the abscess. It should be renewed twice a day, or oftener, according to circumstances.

No. 15.—Dr. Beach's Escarotic Ointment.

The recipe for this ointment is taken from the U. S. Pharmacopœia; and, as an application to fungus ulcers, warts, corns, etc., is recommended by all prominent surgical writers.

Directions.—Spread on thin muslin, and apply to the part.

No. 16.—Dr. Foy's Pile Ointment.

The recipe for this ointment is taken from the works of the celebrated Prof. Foy, and is unquestionably the best external application that can be made for piles. I have used it in my own practice for years, and always with great satisfaction, both to myself and patients.

Directions.—Apply with the finger, or otherwise, directly to the parts, morning and night. A speedy and certain cure will follow.

No. 17.—Dr. Guibourt's Herpetic Ointment.

The recipe for this ointment was first presented to the profession by the great French surgeon, Guibourt; and, since then, all surgical writers are lavish in its praise. For all herpetic diseases of the skin, it is the best remedy known among physicians.

Directions.—Apply, with the finger or otherwise, directly to such parts of the skin as are affected—repeat twice daily.

No 18.—Dr. Swediaur's Itch Ointment.

This is the world-renowned ointment, the recipe for which was first presented to the profession by Prof. Swediaur, since which time it has been recommended and prescribed by nearly every eminent surgeon of Europe and America. In the hospitals of Paris and Berlin it is the standard prescription in this troublesome disease.

Directions.—Apply the ointment morning and night to the parts affected—having first thoroughly cleansed the skin with castile soap-water.

No. 19.—Dr. Nieman's Lip Salve.

The efficacy of this ointment in healing chapped and cracked lips, has long been known to the profession, and very generally prescribed by them. Its constituents are of the most soothing, healing and pleasant character.

Directions.—Apply directly to the lips three times a day—morning, noon, and night.

No. 20.—Dr. Taylor's Poison Antidote Liniment.

The author of this recipe, or recommendation, has written the best work on poisons of any in the English language, and his deep researches give his suggestions great force. This liniment will be found effective in all cases of bites by poisonous serpents, insects, etc. Every person in the country should be provided with, and not travel without, a bottle of it in his pocket.

Directions.—Apply every fifteen minutes to the part bitten, until all sense of pain is entirely gone.

No. 21.—Dr. Pereira's Anti-Pain Liniment.

This is composed of nine articles of the *Materia Medica*, all of which are recommended by Wood, Gibson, Druitt, and others, as the very best remedies to allay pain; and the combination is strictly officinal, as, of course, every recipe from this eminent author must be. I have used it in my own practice for years, and always with good effect.

Directions.—Apply directly to the painful part with the hand, or wet a flannel cloth with it and apply occasionally.

No. 22.—Dr. Miller's Stimulating Liniment.

This liniment, as an application to Sprains, Bruises and like ailments, is unequaled by any other ever proposed to the profession. It invariably does good, and never harm.

Directions.—Apply directly to the part several times a day—rubbing it well with the dry hand, or a flannel cloth, each time.

No. 23.—Dr. Chelius's Stimulo-Astringent Liniment.

This preparation, as an application to bed-sores, or any other ulcerated surfaces which require a stimulo-astringent treatment, will be found invaluable. I have prescribed, and seen it prescribed, in hospitals, extensively, and always with good effect.

Directions.—Apply twice a day, carefully, to the parts, and protect them from being rubbed, or otherwise irritated.

No. 24.—Dr. Cooper's Burn and Scald Liniment.

Since the days of Hunter, every surgeon of any eminence has used and recommended the articles of which this Liniment is composed, as an application for burns and scalds. It was left for Prof. Cooper, however, to give the best proportions of each, as contained in this preparation. Every family should keep it constantly in the house, in cases of sudden emergency.

Directions.—Apply to the burned or scalded parts with a soft brush or feather, (in order to avoid rubbing off the skin, or irritation,) and, after each application, wrap the parts carefully up in carded cotton. Apply two or three times a day.

No. 25.—Dr. Ramsbotham's Mammary Liniment.

For sore breasts, and like affections, this combination is recommended by Churchill, Meigs, Ashwell, Bedford, and others of like eminence. It is infinitely the best application that can be made in such cases.

Directions.—Bathe the parts carefully three times a day, laying over them a soft piece of flannel, or fine cotton, after each application.

No. 26.—Dr. Conquoin's Caustic Paste.

This recipe was first presented to the profession by the celebrated Prof. Conquoin, of Paris; and, since then, recommended by Druitt, Dunglison, and others. As an application to Cancers it stands deservedly ahead of all others. It is also useful as a *general caustic* in all cases needing such an application.

Directions.—Cut a small hole in a piece of adhesive plaster and lay it over the part to which you wish to apply the caustic. Then spread the paste on a piece of thin leather or linen, and apply to the hole left through the adhesive plaster. This care is necessary in order to keep it from injuring contiguous parts. Renew the application until the desired effect is produced.

No. 27.—Dr. Chapman's Restorative Mixture.

Drs. Eberle, Wattson, Wood, and Dunglison, all recommend this combination of medicines as useful in "low forms of fever," in "passive hemorrhage from the bowels and bladder, resulting from fever," in dysentery, delirium tremens, etc.

Dose.—A tablespoonful every two hours, more or less, according to the case.

No. 28.—Dr. Bartlett's Diarrhœa, Dysentery, and Cholera Mixture.

This mixture is composed of six ingredients, all of which have received the very highest commendation, as useful in diarrhœa, dysentery, cholera etc., from the leading medical authorities of this country and Europe, the dose, and other collateral treatment being varied according to the particular form of disease. I have used it in my own practice for years with remarkable success.

Dose.—A tablespoonful every four hours, more or less, according to the case, and the urgency of the symptoms.

No. 29.—Dr. Radius's Neuralgic Mixture.

The recipe of this preparation was first presented in the works of the learned Dr. Radius, and has received the approbation of all medical writers since his time. For Cholera, Tetanus, Epilepsy, Paralysis, and like diseases, no other prescription has ever been found so effectual.

Dose.—A teaspoonful three times a day, more or less, according to the particular affection.

No. 30.—Dr. Wattson's Asthmatic Mixture.

Prof. Wattson of England, in his work on Practice, first suggested this mixture, since which time it has received the sanction and approbation of every Medical Journal in England and America. Dr. Wattson says it "sometimes acts like a charm;" and all of us who have prescribed it know the truth of his statement.

Dose.—A dessert-spoonful every two hours, more or less, according to circumstances.

No. 31.—Dr. Simms's Antacid and Cardialgic Mixture.

Prof. Simms, of Edinburg, was the first to present the profession with this recipe, since which time it has been universally approved and used by physicians. Dr. James, in his work says of it, "In the cardialgia of pregnant women I have never found any preparation equal to it." My own experience with it fully confirms that of Dr. James.

Dose.—A teaspoonful in new milk every two hours, more or less, according to the case.

No. 32.—Dr. Wattson's Bronchial Mixture.

This is made up of eight ingredients, all of which are recommended by the highest authorities, and are used by the best physicians in the cure of bronchial affections. I have used it in my own practice for years, and can vouch for its efficacy.

Dose.—A tablespoonful three times a day, more or less, according to circumstances.

No. 33.—Dr. Wirt's Parturient Powders.

This recipe was first presented by Prof. Wirt in his excellent Pharmacopœia; and has since been prescribed by the best physicians of this country and Europe. To facilitate the birth of the child, and expel the placenta, there is no combination equal to it.

Directions.—Give one powder every two hours during the labor, mixed in syrup, milk, or sugar and water.

No. 34.—Dr. Chelius's Compound Iodine Alterative.

For Scrofula, White Swelling, Enlarged Glands, etc., the ingredients of which this is composed have been recommended by Burns, Carmichael, Lloyd, Alibert, Lugol, Cooper, Druitt, Gibson, and Dunglison, and are now used extensively by all prominent practitioners and surgeons. From oft-repeated trials in my own practice I can well attest to its efficacy.

Dose.—A teaspoonful three times a day in a little cold water, more or less, according to the particular disease, or case.

No. 35.—Dr. Neuman's Cephalgic Mixture.

This recipe is taken from the works of the learned Prof. Neuman; and has been adopted as a cure for headache, sick-headache, and like ailments, by all the leading members of the profession.

Dose.—A tablespoonful every two hours, more or less, according to circumstances.

No. 36.—Dr. Dewees's Colic Mixture.

It is enough to say of this preparation that it was first given to the profession by the late Prof. Dewees, and that he used it in his practice successfully for over thirty-five years.

Dose.—A teaspoonful every two hours, more or less, according to the urgency of the case.

No. 37.—Dr. Tweedie's Compound Iron Tonic.

For more than a century different preparations of iron have been prescribed and used as tonics. Its superior efficacy in certain cases, is unquestionable, and so considered by all medical writers. This combination, by Prof. Tweedie, is the very best that can be made.

Dose.—A tablespoonful three times a day.

No. 38.—Dr. Barlow's Periodic Fever Mixture.

This mixture is made up of seven ingredients, all of which are recommended by Wattson, Mayne, Dunglison, Drake, Bartlett, Billing, and others, as the most efficacious in intermittent and remittent Fevers. I have used it in my own practice extensively, and always with success.

Dose.—A dessert-spoonful every two hours, more or less, according to the nature of the case.

No. 39.—Dr. Pierquin's Anti-Otetic Mixture.

This recipe was first presented to the profession by the great French physician, Pierquin, as the very best remedy for *diseases of the ear*; and, since his time, has been repeated and recommended by every prominent medical writer.

Directions.—Syringe the ear out well each morning and

night with tepid water, and after each syringing drop five drops of the mixture into it.

No. 40.—Dr. Swediaur's Mouth-Wash.

This is another of the recipes furnished the profession by Prof. Swediaur, and which has been repeated and extolled by nearly every medical writer since that time. It is applicable to nearly every disease of the mouth.

Directions.—Apply twice a day with a swab, or as a gargle, after weakening it with water.

No. 41.—Dr. Benedict's Anti-Inflammatory Mixture.

This mixture is made up of five ingredients, each of which is recommended by every recent medical author as appropriate in pleurisy, pneumonia, and all other diseases of an inflammatory character.

Dose.—A teaspoonful every three hours, more or less, according to the disease, and urgency of symptoms.

No. 42.—Dr. Bird's Rheumatic Mixture.

The several medicines of which this mixture is composed, are now the only ones prescribed for rheumatic affections, by the best physicians of this country and Europe. My own testimony is very decided, having used this very combination extensively, and with uniform success, in my own practice.

Dose.—A teaspoonful every four hours, more or less, according to the symptoms.

No. 43.—Dr. Brera's Astringo-Tonic Mixture.

This is the celebrated prescription of Prof. Brera, which has since been so highly extolled by medical authors, as a cure for *colliquative sweats* and *colliquative diarrhæa* of consumptive patients, for *gonorrhæa*, for *nocturnal emissions*, etc.

Dose.—A teaspoonful every six hours more or less, according to the case.

No. 44.—Dr. Radius's Vermifuge Emulsion.

This is another of the recipes presented to the profession by Prof. Radius; and which has since been so much praised as a vermifuge, especially for the tape-worm.

Dose.—A teaspoonful four times a day, followed by a brisk cathartic on the fourth day.

No. 45.—Dr. Dewees's Anti-Emetic Mixture.

This recipe was first published by Prof. Dewees; and, as a cure for nausea, sea-sickness, etc., is unequaled by any other combination of medicines. The whole medical profession agree in this.

Dose.—A tablespoonful every two hours, or as often as necessity demands, until the nausea has entirely ceased.

No. 46.—Dr. Druitt's Toothache Drops.

Druitt, in his work on "Modern Surgery," presents this prescription, and says that he has "never found any other equal to it in the cure of toothache."

Directions.—Wet a bit of cotton with the drops, and apply directly to the aching tooth—to the nerve, if possible.

No. 47.—Dr. Augustin's Cosmetic Wash.

This is made from one of the recipes presented by the celebrated Prof. Augustin, to his medical brethren. As an application for eruptions on the face, acne, etc., it is universally approved by the profession, and invariably effectual.

Directions.—Apply morning and night to the eruptions, with a soft cloth or feather.

No. 48.—Dr. Clymer's Glycerin Lotion.

The recipe for this preparation is taken from the excellent work of Prof. Clymer; and is, by him and others, highly recommended for lichen, impetigo, chapped hands, chapped lips, excoriated nipples, and like diseases.

Directions.—Apply three times a day directly to the parts.

No. 49.—Dr. Henderson's Iodine Lotion.

The recipe for this preparation is taken from the works of Prof. Henderson; and, as an application to corns, warts, etc., has been unequivocally approved by the whole medical profession.

Directions.—Apply directly to the part with a camel's hair pencil, after first carefully paring the corn or wart.

No. 50.—Dr. Wattson's Exanthematous Lotion.

The recipe for this Lotion is given in Wattson's Practice of Physic, and is, by him, and others, highly extolled as an application for Erysipelas, and other exanthematous diseases.

Directions.—Apply carefully to the diseased part twice a day.

No. 51.—Dr. Ellis's Gout Mixture.

The learned Prof. Ellis first presented this recipe to the profession; since which time it has been extensively used, and universally approved, as the very best mixture for gout, rheumatism, and like affections.

Dose.—A tablespoonful every two hours, until it operates on the bowels—after that a tablespoonful three times a day, until a perfect cure is effected.

No. 52.—Dr. Morfit's Shampoo Liquid.

This recipe is found in the works of Prof. Morfit; and, to *preserve the hair, remove dandruff*, etc., is certainly unequaled by any other combination ever presented to the profession.

Directions.—Rub the hair well with it until a lather is formed, then wash off the whole head with cold water—apply twice a day.

No. 53.—Dr. Magendie's Heart Disease Mixture.

Although a great many passing suggestions had been made, it remained for the great French physician, Magendie, to present the profession with a reliable recipe for *heart disease*, and other concomitant diseases. It will frequently effect a cure when every other remedy has failed.

Dose.—A teaspoonful morning and evening, more or less, according to the specialities in the case.

No. 54.—Dr. Dzondi's Anti-Mercurial Mixture.

The great Italian physician, Dzondi, first presented this recipe to the profession, since which time it has been extensively used, both in Europe and America. To *counteract the bad effects of mercury upon the system*, it is certainly superior to any and all other combinations.

Dose.—A tablespoonful three times a day.

No. 55.—Dr. Christison's Ringworm Lotion.

The recipe for this is taken from the works of Professor Christison, which is, alone, a sufficient recommendation.

Directions.—Apply to the part twice a day.

No. 56.—Dr. Wattson's Nettle-Rash Lotion.

This recipe is taken from Wattson's Practice, and has been approved by all the leading physicians of our country.

Directions.—Apply to the parts three times a day.

No. 57.—Dr. Ellis's Alterative Eye-Water.

This recipe was first presented to the profession by the learned Prof. Ellis, and has now become a standard prescription among physicians and surgeons.

Directions.—Apply to the eye twice a day with a camel's hair pencil.

No. 58.—Dr. Lawrence's Ophthalmic Eye-Water.

This collyrium is especially fitted for such cases of Ophthalmia as are attended with much pain. I have long used it, in my own practice, with most excellent success.

Directions.—Apply three times a day with a camel's hair pencil.

No. 59.—Dr. Morton's Catarrhal Eye-Water.

The late Dr. Morton was the first to present this excellent recipe to the profession, since which time it has been extensively used in hospital and private practice. For sore eyes arising from "colds," it is the best application.

Directions.—Apply twice a day with a camel's hair pencil.

No. 60.—Dr. Thompson's Anti-Inflammatory Eye-Water.

This preparation is especially suited to such cases as seem to be of a purely *inflammatory* character. Dr. Thompson has the credit of first presenting the formula to the profession.

Directions.—Apply twice or thrice a day, washing the eyes thoroughly with cold water before each application.

No. 61.—Dr. Sainte Marie's Antispasmodic Pills.

To the celebrated Prof. Sainte Marie the profession are indebted for this most useful and effective preparation. In *Angina Pectoris*, *Hysteria*, *Hypochondriasis*, *Gastrodinia*, etc., these pills have been found particularly useful.

Dose.—Two pills three times a day, more or less, according to the disease and attendant symptoms of the case.

No. 62.—Dr. Schubarth's Anti-Engorgement Pills.

The recipe for these pills was first presented in the works of the famous Prof. Schubarth, and has since been adopted by the leading physicians of Europe and America. In *engorgements of the viscera* or *spleen*, and in *enlarged spleen*, this preparation has no equal.

Dose.—One pill before each meal, more or less, according to the disease and particular circumstances.

No. 63.—Dr. Ainslie's Cancer Pills.

The recipe for these pills was first presented in the works of Professor Ainslie, and has since been commended and adopted by all subsequent authors. If the case be at all curable, the taking of *these pills* and the application of *Dr. Conquoin's Caustic Paste*, No. 26, will certainly effect it. To *prevent* or *retard the growth* and *development* of *Cancers*, these pills have been particularly effective.

Dose.—One pill morning and evening.

No. 64.—Dr. Radius's Diabetic Pills.

Prof. Radius deserved, and has received the thanks of the profession for presenting them with a recipe so excellent and effective in this most troublesome of affections, diabetes. It has, and will cure cases in which all other treatment has utterly failed.

Dose.—Three before each meal, more or less.

No. 65.—Dr. Koop's Hemorrhagic Pills.

To the learned Prof. Koop the credit is due for presenting the profession with this most excellent recipe. In *bleeding from the lungs, stomach, nose, ears, uterus*, etc., or to correct a Hemorrhagic Diathesis, no other formula has been found half as effective.

Dose.—Two pills three times a day, more or less, according to the particular case.

No. 66.—Dr. Radius's Antichlorotic Pills.

These are made from another of the recipes presented to the profession by Prof. Radius, and are particularly applicable to cases of Chlorosis, Leucorrhœa, and such other diseases as are owing to a relaxed and weakened condition of the whole system.

Dose.—Three pills morning and evening.

No. 67.—Dr. Ellis's Tonic, Alterative Liver Pills.

Prof. Ellis has done the medical profession and the whole world a service, by presenting them with this most excellent preparation. In *deranged conditions of the liver* consequent to fevers, there is no other combination of medicines equal to this.

Dose.—One pill a half hour before each meal.

No. 68.—Dr. Augustin's Mania Pills.

The learned Prof. Augustin presented the recipe for this pill to the profession, as a cure for Mania when established; or as a preventive of Mania where a predisposition to it exists. Their effect is slow, gradual, but sure.

Dose.—Four pills each day in divided doses.

No. 69.—Dr. Bories' Anti-Secretory Milk Pills.

To the works of the celebrated Prof. Bories, we are indebted for this excellent recipe; and every physician who has since prescribed it, can well attest to its usefulness and efficacy. To *check the secretion of milk*, there is no other combination equal to it.

Dose.—Two pills morning and evening.

No. 70.—Dr. Nieman's Milk Powders.

Instead of checking, it is sometimes necessary to *assist nature in secreting the milk*, to do which Prof. Nieman has presented us with the very best preparation known among physicians.

Dose.—One powder a half hour before each meal.

No. 71.—Dr. Druitt's Frigorific Powder.

It is sometimes expedient and necessary to apply intense cold to an inflamed part, when and where pounded ice can not be had. To supply this want, Prof. Druitt has furnished the recipe for this preparation.

Directions.—Add sufficient water to the powder to moisten it slightly, then spread it between two thin cloths, and apply to the part.

No. 72.—Dr. Radius's Dyspepsia Powders.

This is another of the excellent recipes presented to the profession, by Prof. Radius. It is made up of six ingredients, all of which are recommended for Dyspepsia, by the best medical authorities.

Dose.—One powder about a half hour before each meal.

No. 73.—Dr. Nieman's Epileptic Powders.

To the works of Prof. Nieman we are indebted for this excellent formula. In Epilepsy, and like ailments, it is infinitely the best remedy that can be given.

Dose.—One powder four times a day, in hot tea.

No. 74.—Dr. Phœbus's Syncopean Salts.

As an application to the nostrils of persons who *feel like fainting*, or *have fainted*, there is no remedy equal to it.

Directions.—Apply to the nose as often as necessary—keep the bottle well closed when not in use.

No. 75.—Dr. Boudet's Depilatory Powder.

It is sometimes proper and expedient to *remove the hair* from low down in the neck, from a *portion of the forehead*, etc.; to do which Prof. Boudet has presented us with this preparation.

Directions.—Rub up a little of the powder with water; apply to the part, and, in a few minutes, remove the hair with a wooden knife.

No. 76.—Dr. Ainslie's Cutaneous Powders.

This most excellent preparation for the cure of Itch, Impetigo, Acne, and other cutaneous diseases, is unequalled by any other ever presented to the profession. Its effects are to purify the blood and secretions, and thus effect, not a partial, but a perfect cure.

Dose.—One powder three times a day.

No. 77.—Dr. Radius's Bone Restorative Powders.

In the cure of Rickets, softening of the bones, spinal curvature, etc., the recipe from which these powders are made, has always stood foremost in the estimation of the profession.

Dose.—One powder three times a day, in a little sweet milk.

78.—Dr. Ellis's Tooth Powder.

This is prepared according to the celebrated recipe of Prof. Ellis, and is now recommended by all the leading physicians and dentists of this country and Europe.

Directions.—Apply with a tooth-brush, morning and night; after which rinse the mouth with cold water.

No. 79.—Dr. Taylor's Poison Antidote.

Chemists have pointed out a particular antidote for each particular poison; but as these can not always be had just at the moment, and as the nature of the poison is some-

times unknown, Prof. Taylor, in his great work on poisons, has given a recipe for a *general antidote*, which, in a great majority of cases, will prove completely efficacious, as its ingredients are antidotes to the most common and active poisons.

Directions.—Take a powder every half hour, in a considerable quantity of milk or mucilage-water, until all danger is passed.

No. 80.—Dr. Smith's General Alterative.

This is made out of seven alterative medicines, and will be found efficacious in all cases where a mild alterative is needed.

Dose.—A teaspoonful three times a day, more or less, according to circumstances.

No. 81.—Dr. Jones's Strengthening Ointment.

The four ingredients of which this is composed, have been recommended, as strengthening medicines, by every medical and surgical writer since the days of Hunter. I have used it in my own practice for years with invariable success.

Directions.—Spread on a piece of muslin or linen, and apply fresh once a day.

DR. J. R. FREESE'S MALE GENITAL MEDICINE CHEST contains as follows:

No. 82.—Dr. Hunter's Genital Ointment.

This Ointment is made up of seven ingredients, each and all of which are particularly adapted to the various diseases of the genital organs. It is sufficient to say of it that it originated with, and was highly extolled by the celebrated John Hunter.

Directions.—Apply to the parts with the finger, or spread upon a thin, soft cloth, and apply. Renew the application every day.

No. 83.—Sir Charles Bell's Genital Liniment.

The origin of this Liniment is alone a sufficient guarantee of its usefulness. To *allay pains* and *soothe irritation* of

the genital organs, it is much superior to all other combinations.

Directions.—Apply twice a day with the hand, a soft brush, or saturate a cloth with it, and lay upon the parts.

No. 84.—Dr. Druitt's Genital Lotion.

The recipe for this Lotion is taken from the works of Prof. Druitt, and will be found a most excellent application in *cases of inflammation* and other like affections of the genitals.

Directions.—Wet lint or soft cloths with it, and lay upon the part.

No. 85.—Dr. Druitt's Genital Cathartic.

It has been found, from long experience, that a cathartic preparation, somewhat different from those in common use, is necessary in diseases of the genital organs; and the very best recipe for this preparation has been presented by the great English surgeon, Prof. Druitt.

Directions.—Take a tablespoonful every four hours, until the desired effect is produced; one tablespoonful will usually be found sufficient.

No. 86.—Dr. Guthrie's Genital Tonic.

In cases of *Atrophy* and *general debility*, connected with, and arising from, diseases of the genital organs, a tonic preparation is altogether essential, and this one, suggested by the learned Guthrie, we think the very best of this class of remedies.

Dose.—A tablespoonful three times a day, more or less, according to the case.

No. 87.—Dr. Blair's Genital Hydrogogue.

To expel or resolve the fluids that sometimes occur in the tunica vaginalis, such a preparation as the one here presented is highly advantageous and necessary. In cases of *Hydrocele* it is particularly applicable.

Dose.—A teaspoonful three times a day, more or less, according to the case.

No. 88.—Dr. Smith's Genital Aphrodisiac Pills.

This preparation is to "excite the pleasure of love;" or, in other words, to create a desire for sexual intercourse, and is particularly applicable to cases of *impotence* in men, or *sterility* in women. As these are really diseases, (abnormal conditions,) and as much within the province of physicians as any others, I trust that I shall not be thought indelicate in introducing it among my remedial preparations. Unless there be a real organic obstacle, this remedy will be found *invariably effectual*, if persevered in sufficiently long.

Directions.—Take two of the pills an hour before each meal-time.

No. 89.—Dr. Evans's Genital Cancer Pills.

These pills are indicated where there is a disposition to cancerous formations about the genitals, or where a Cancer really exists. By perseverance in the use of them, a Cancer can be prevented from developing itself, or cured if once fully developed.

Dose.—One pill, morning, noon, and night.

No. 90.—Dr. Ellis's Gleet Mixture.

I have taken especial pains in selecting the very best recipe for this disease; for, at best, it is a very troublesome, and often a very resisting affection. This recipe, by Prof. Ellis, I think much superior to any other, and will cure about every case, if prescribed properly, and persevered in sufficiently long.

Dose.—A teaspoonful, morning, noon, and night, in slippery-elm water, or any other demulcent drink.

No. 91.—Dr. Chapman's Gonorrhœa Mixture.

Scores, and we might say, hundreds of preparations and suggestions have been presented to the profession for the cure of this distressing affection. English, French, and American surgeons have vied with each other in endeavoring to suggest the best mode of treatment; and I have taken special and extraordinary pains in choosing from

among them all, and believe that I have succeeded in choosing the *very best*.

I have used it for years in my own practice, and have seen it used extensively in hospitals, and always with the most happy and satisfactory results. Sometimes it cures in a very few days, while, in other cases, it takes longer—the difference depending on the peculiarities of the patient's constitution.

The treatment should be steadily persevered in until a *complete* (not partial) cure is effected.

Dose.—A tablespoonful every six hours, more or less, according to peculiarities in the case.

No. 92.—Dr. Gibson's Gonorrhœa Injection Mixture.

In my recommendations as to the treatment of Gonorrhœa, it will be observed that I have prescribed an injection into the urethra occasionally; and it is of the utmost importance that the injection should be of a *right kind*, else greater injury than good might be effected by it. The one which I have prepared, from the recipe of Prof. Gibson, I think *decidedly superior to all others*.

Directions.—Inject into the urethra once or twice a day, using a glass syringe.

No. 93.—Sir Benj. Brodie's Anti-Venerial Pills.

The object of this compound is to *assuage* the perpetual and harassing desire which some men have for sexual intercourse—leading them, often times, into the wildest excesses, masturbation, spermatorrhœa, etc. These pills will not, and can not, completely destroy the sexual power, but will only assuage and keep it *within proper limits*, or proper mental control; hence, no fears can be entertained that a long continuance of their use might, in any case, produce impotence.

Dose.—Two pills every six hours.

No. 94.—Dr. Swediaur's Spermatorrhœa Mixture.

The profession are greatly indebted to Prof. Swediaur, for his excellent suggestions on the treatment of this troublesome affection; and the mixture which we have com-

pounded, in accordance with those suggestions, will, I think, cure every case in which it is employed.

Dose.—A teaspoonful four times a day, more or less according to the case.

No. 95.—Dr. Carmichael's Primary Syphilitic Mixture.

Of the numberless suggestions and recipes made and given for the cure of primary Syphilis, I think none others equal to those of Prof. Carmichael, of the Dublin University. The especial advantage of his over all others, is, that no injurious effects can arise from the action of the medicines upon the system, while too many of the other treatments are liable to produce as much injury as good, and, in some cases, a great deal more. Another great advantage of his Mixture is, that it *completely eradicates* the disease from the system, leaving no possibility of secondary symptoms. I have used it in my own practice for years, and have seen it used extensively in the hospitals of New York and Philadelphia, and always with marked advantage and speedy cure.

Dose.—A tablespoonful three times a day, more or less, according to the particular case.

No. 96.—Dr. Augustin's Secondary Syphilitic Mixture.

While I invariably prefer the suggestions of Prof. Carmichael in *primary* Syphilis, I as invariably prefer those of Prof. Augustin in the secondary form of this disease; and, in this opinion, I agree with the most celebrated surgeons of Europe and America. However terrible may be the symptoms, a steady perseverance in the use of this mixture (together with such other treatment as I have recommended) will cure all cases that are at all curable.

Dose.—A teaspoonful about an hour *after each meal*, more or less, according to the particular case.

No. 97.—Sir Astley Cooper's Syphilitic Alterative Wash.

As an application to Syphilitic Chancres, I think this Wash far superior to any other ever presented to the profession. Its effects are to change the character of the sore from an indolent, unhealing condition, to a lively granu-

lating one, so that it, with the other remedies, may the sooner effect its cure.

Directions.—Apply the lotion twice a day, on lint, or with a camel's hair pencil.

No. 98.—Dr. Acton's Syphilitic Wash.

After Cooper's Wash, No. 97, has been applied sufficiently long to alter the character of the Ulcer, then it may be laid aside, and this Wash applied until the Chancre is completely healed. The effects of this Wash are cooling and astringent, and, in most cases, will speedily effect a complete cure.

Directions.—Apply with a camel's hair pencil, or on lint, twice a day.

No. 99.—Dr. Ricord's Bubo Lotion.

It is a great desideratum to keep back, or, at least, control the Buboes which are so apt to form in the glands, near the seat of the Chancre. To effect this, Prof. Ricord, the great Parisian surgeon, has presented us with this, much the best remedy. If early applied it will generally keep them from making their appearance; and, if they have already formed, the frequent application of the lotion will keep them from growing and suppurating.

Directions.—Wet lint or soft clothes with the Lotion, and keep it applied to the groin, or any other place at which the Bubo may make its appearance.

One glass male syringe.

Three camel's hair pencils.

Dr. Freese's work on the Diseases of the Male Genitals.

DR. J. R. FREESE'S FEMALE GENITAL MEDICINE CHEST contains as follows:

No. 100.—Dr. Ramsbotham's Abortiva Powders.

Almost every medical man has read the splendid obstetrical work of Prof. Ramsbotham, and knows how to appreciate all his suggestions and recommendations. These powders *are not to be used without a good and sufficient cause*; for, in almost every instance, they will produce abortion of the fœtus in utero. I place these powders in

the hands of practitioners as I would place revolvers, saying, "*Use them* whenever urgent and imperious circumstances make it right, but not without."

Dose.—One powder, mixed up with milk, syrup, or water, every six hours, for three days, followed by an active cathartic.

No. 101.—Dr. Meigs's Female Lotion.

No one that has ever heard Prof. Meigs lecture, or read his excellent work on "*Females and their Diseases*," will soon forget him or any of the many excellent lessons which he gives.

This Lotion is one of his *favorite* prescriptions, and will be found exceedingly useful in Irritability of the Womb, Warts of the Vulva, Vaginal Ulcerations, Vaginitis, Ulcerated Nymphæ, and Pruritus Vulvæ.

Directions.—Apply directly to the parts, as directed under the head of each particular disease.

No. 102.—Dr. Thompson's Alkaline Vaginal Injection Powders.

In all inflammations of mucous membranes a free acid is engendered, (especially so in the vagina,) which acts as an *irritant*, increasing the inflammation. To neutralize this, Dr. Thompson recommends a solution of these powders, to be used to syringe out the vagina. The use of the powders in Vaginitis, Inflammation of the Womb, Atrophy of the Womb, Falling of the Womb, etc., has been well tested by many eminent practitioners.

Directions.—Dissolve one powder in one pint of pure water, and use the solution as an injection into the vagina, as directed in each particular case.

No. 103.—Sir Charles Clarke's Organic Uterine Injection Powders.

As Dr. Thompson's Powders are more especially adapted to diseases of the vagina, so these are particularly adapted to diseases of the uterus. Sir Charles, and many other eminent physicians, have found their use of great service in Uterine Abscess, Cancer of Womb, Cauliflower Excres-

cence, Irritability of the Womb, etc. The whole womb is beneficially affected by the solution coming in contact with its mouth and neck.

Directions.—Dissolve one powder in one pint of pure water, and inject the solution *far up* into the vagina, as per directions in each particular disease.

No. 104.—Dr. Ashwell's Puerperal Pills.

The learned English professor, Dr. Ashwell, who has written such an excellent work on the "Diseases of Females," has presented the formula of these Pills to the profession. As a remedy to *prevent* or *cure* Puerperal Convulsions, it stands superior to all others.

Dose.—Two pills, three times a day, or oftener, as circumstances demand.

No. 105.—Dr. Mackintosh's Womb Tonic.

This preparation is particularly applicable to cases of Falling of the Womb—Prolapsus Uteri—in which it exerts its power not only in strengthening that organ, with its round and broad ligaments, but in strengthening the whole system, and thus giving strength and firmness to all the viscera and organs.

Dose.—A tablespoonful twice a day, more or less, according to the case.

No. 7.—Dr. Freese's Fever Mixture.

No. 9.—Dr. Dewees's Emmenagogue Mixture.

No. 12.—Dr. Bell's Healing Ointment.

No. 29.—Dr. Radius's Neuralgic Mixture.

No. 34.—Dr. Chelius's Compound Iodine Alterative.

No. 42.—Dr. Bird's Rheumatic Mixture.

No. 61.—Dr. Sainte Marie's Antispasmodic Pills.

No. 65.—Dr. Koop's Hemorrhagic Pills.

No. 80.—Dr. Smith's General Alterative.

No. 82.—Dr. Hunter's Genital Ointment.

No. 83.—Dr. Sir Charles Bell's Genital Ointment.

No. 84.—Dr. Druitt's Genital Lotion.

No. 85.—Dr. Druitt's Genital Cathartic.

No. 86.—Dr. Guthrie's Genital Tonic.

No. 87.—Dr. Blair's Genital Hydrogogue.

No. 89.—Dr. Evans's Genital Cancer Pills.

No. 93.—Sir Benj. Brodie's Anti-Venerial Pills.

No. 95.—Dr. Carmichael's Primary Syphilitic Mixture.

Dr. Freese's work on Diseases of the Female Genitals.

One Female Syringe.

One Sponge Probang.

DISEASES AND THEIR TREATMENTS.

ABSCCESS, from *abscedo*, (*abs*, and *cedere*,) "I depart," or "separate from." PYOGENIA—SUPPURATION. A collection of pus in a cavity; the result, generally, of inflammation, and may occur in almost all the tissues.

Symptoms.—Commencing with slight chills—pain, dull and heavy—sense of weight in the part, and finally, fluctuation upon slight tapping with the finger. DRUITT designates twenty-one kinds of abscess; some surgeons make a greater number, others less—the particular name of which being dependent upon its *location*, or the particular *tissue* affected. The general cause and pathology of each being nearly the same, it follows that a *general treatment* may be equally applicable to all. The treatment I here recommend will either "drive it away"—that is, produce what surgeons call "resolution"—or, if it has already progressed too far for that, then it will hasten its maturity, when it may be allowed to "break," or be opened with the lancet. In either case, therefore, the treatment should be steadily persevered in.

Treatment.—There are three *indications*: 1st. To amend the general health; 2nd. To procure absorption of the matter, if possible; 3rd. But if, notwithstanding these efforts, the tumor continues to enlarge, it must be opened with the lancet or caustic. To meet the first indication, give the patient a tablespoonful, three times a day, of Dr. Tweedie's *Iron Tonic*, No. 37. To meet the second indication, apply, several times a day, Dr. Druitt's *Abscess Ointment*, No. 14, and continue this perseveringly until a *distinct fluctuation* can be felt in the tumor, when all hope of

producing *resolution* will have passed ; then meet the third indication by opening the tumor with a lancet ; or, if the patient will not suffer the use of the knife, then cut a small hole in a piece of *adhesive plaster*, lay the plaster on the most dependent part of the tumor, and apply the *Caustic Paste*, No. 26, to the small hole, until a complete opening is made in the abscess, that the matter may escape.

Generous diet, poultices, warm fomentations, etc., are useful adjuvants to the treatment, and should be used as indications require.

ACIDITIES—*Acidum Morbosum*.—Sourness of the stomach, caused by an excess of acids—the result, generally, of indigestion. This affection is very common in children, but may trouble persons of any age or sex. If the treatment of it is too long neglected, it may lead to some of the most serious diseases of the stomach.

The symptoms are, acid eructations, sour breath, frequent belchings, a burning, uneasy sensation in the stomach, unnatural stools, etc. Generally this affection yields readily to remedies ; but some cases prove exceedingly obstinate ; the treatment must be persevered in until a complete cure is effected.

Treatment.—A teaspoonful of Dr. Simms's *Antacid* and *Cardialgiac Mixture*, No. 31, should be taken three times a day, in a little new milk, before meals. The patient should abstain from eating lemons, or any kind of food mixed with vinegar, or other acids.

Pregnant women, who are so frequently troubled with this distressing affection, may pursue the above treatment with perfect safety and entire certainty as to relief ; although, in some particular cases, it may have to be persevered in for a considerable time. The majority of cases, however, will yield readily—a few days at farthest.

ACIDUM MORBOSUM.—See *Acidities*.

ACNE—*Stone Pock*—*Whelk*—*Bubucle*.—A small pimple, or tubercle, on the face—usually appears on the forehead, temples, and chin, and common to both sexes. Generally most severe in *vigorous* young men ; causing great annoyance and considerable disfigurement of face.

Gutta Rosea, one form of this affection, brought on by hard drinking, is usually very obstinate, but may be cured by regular regimen, and perseverance in the following

Treatment.—Two *indications* are to be met: 1st. To purify the blood and secretions generally; 2nd. To cure the eruptions by drying, or healing them up. To meet the first, take Dr. Ainslie's *Cutaneous Powders*, No. 76, twice a day, in syrup or milk. To meet the second, wash the parts well every morning with *castile soap water*; dry, by gentle and repeated pressure, with a soft linen handkerchief, and then apply immediately, and twice thereafter through the day, the *Cosmetic Wash*, No. 47.

During the treatment, the patient should avoid stimulating drinks, and not eat too heartily of highly seasoned meats. This treatment should be persevered in until a complete and thorough cure is effected.

AGUE.—See *Fever, Intermittent*.

AMAUROSIS—from *αμαυρος*, “obscure”—*Black Cataract*. This is one of the most serious diseases to which the eye is liable. It commences with gradual impairment of vision, depending on some change in the retina, optic nerve, or brain. “The patient finds himself unable to estimate distances, and misses his aim when trying to snuff a candle, or pour beer into a glass.” As the invasion of the disease is *slow*, so must the cure be. Unless the patient has *patience* and *perseverance*, it is needless for him to commence a treatment. If he has these, and desires to save his sight, let him steadily pursue the following

Treatment.—In this there are two indications: 1st. To restore the tone of the nervous centers, especially the brain, and through it the optic nerve; 2d. To make direct applications to the eye, whereby to produce greater vitality to the organ.

To meet the first *indication*, give the patient two of Dr. Radius's *Antichlorotic Pills*, No. 66, three times a day, about one hour before each meal.

To meet the second, apply with a camel's hair brush, direct to the eye, once a day, Dr. Ellis's *Alterative Eye-water*, No. 57.

The diet of the patient should be generous. He should

abstain from night-reading, from dust, and the direct rays of the sun, for which purpose he may wear green glasses, or a shade. He should bathe all over at least once a week, and take such an amount of exercise as will conduce to the general health.

AMENORRHŒA—from *a*, privative, *μην*, “a month,” and *ρην*, “I flow.” *Suppression of the Menses*. Two varieties of Amenorrhœa are commonly spoken of: 1st. *Retentio Mensium*—retention of the Menses, or when the Catamenia do not appear at the usual age; and, 2dly. *Menstruatio Suppressa*, in which the discharges are obstructed in their regular periods of recurrence. Allowing that there be no *organic* or *special* difficulty in either case, the treatment of both would be the same. For this affection there has been a “thousand and one” cures recommended; but, after thorough examination and considerable experience, I have found none so good as the following

Treatment.—Take of Dr. Dewees’s *Emmenagogue Mixture*, No. 9, a teaspoonful, morning, noon and night, in a little sweetened milk. If a cure is not effected in one week, gradually increase the dose, until you reach a tablespoonful three times per day. The best time to commence the treatment is about one week previous to the regular time of menstruation. Generally a cure will be effected in the one week; but if not, then persevere with the remedy during the whole of the following month, and a cure will most certainly follow. *Warm hip-baths*, and rubbing the pelvic region with a coarse towel, briskly, are useful adjuncts.

ANASARCA—*Leucophlegmatia*.—Dropsy of the cellular membrane. This affection differs from common hydrops, or dropsy, in the fact that this is confined entirely to effusions in the *cellular* membrane; while the ordinary dropsy is a preternatural collection of serous fluid in *any* cavity of the body. Anasarca usually commences by swelling around the ankles; then by tumefaction of the limbs, abdomen, thorax, and even the face. If the finger is pressed upon one of these swollen parts, it will remain pitted for some time after.

When the disease has become pretty general throughout the body, it is slow and hard to cure; but a large propor-

tion of cases will yield, I think, to the following generally approved

Treatment.—Give the patient of Dr. Ferriar's *Compound Dropsical Mixture*, No. 5, a teaspoonful, in a little water, at 8, 12, and 4 o'clock; and each evening at 8 o'clock, give one *Diuretic Powder*, No. 4.

Let the swollen parts be bathed with tepid water, in which some ground mustard has been thrown; and, after the bathing, let them be pretty briskly rubbed with a flesh-brush or rough towel. After the bathing and rubbing, apply a roller-bandage carefully and evenly around the parts. The bandage should set close, but not so tightly as to give the patient pain. If the anasarca be of the lower limbs, the bandage should commence at the toes, and extend above the knees, or even to the hips; and the same rule is applicable for the upper extremities. This treatment should continue from day to day, until a complete cure is effected, which certainly will follow, if the case be at all curable.

ANGINA—from *angere*, “to suffocate.” Dunglison mentions twelve kinds of angina, Wattson three kinds—each named from its particular point of attack, or tissue affected. The diseases, to which this name is given, usually occur in or about the throat or chest, producing violent pain about the throat or sternum, dispnoea, uneasiness, a distressing sense of suffocation. The more violent symptoms come on suddenly, run their course rapidly, and the patient will sink under them, unless remedies are promptly and perseveringly used. The following treatment will be found the best that can be adopted:

Treatment.—If the symptoms have already become violent at the time you are called upon to prescribe, give the patient at once, five Antispasmodic Pills, No. 61, and then two pills every four hours thereafter, until the urgent symptoms are relieved. After that, give the patient two pills three times a day, until a complete cure is effected. A large *mustard plaster* over the chest, *bathing the feet* in warm mustard-water, and *smelling salts* to the nose, are sometimes very useful adjuvants to the treatment.

APHONIA—from *a*, privative, and *φωνη*, “voice.”—Privation of voice—inability to speak above a whisper.

This may form one of the symptoms of catarrh, or "cold;" or it may be produced by causes acting on the nervous system. In either case, prompt treatment should be resorted to, lest, by long continuance, it should become incurable, as thousands of instances attest. The following will be found the best

Treatment.—Take two pieces of glazed muslin, or adhesive plaster—spread them with the *Blistering Ointment*, No. 11—size, two inches broad by three long—and lay them each side of the larynx, or wind-pipe. When they have drawn well, take them off, and dress the parts with *Healing Ointment*, No. 12. At the time of applying the plasters, give the patient a tablespoonful of the *Expectorant Mixture*, No. 8, and continue to give this mixture, in the same dose, three times a day, until complete relief is obtained.

Sometimes it is necessary to re-apply the blisters in about two weeks from the time they are first applied; but, as a general rule, a cure will be effected without so doing. In every case the Mixture, No. 8, should be continued until the voice is entirely restored.

APHTHÆ—from *απτω*, "I inflame"—*White Thrush*—*Milk Thrush*.—This affection, which usually attacks children only, consists of roundish, pearl-colored vesicles, confined to the lips, mouth, and intestinal canal, and often terminating in curd-like sloughs. If neglected in its early stages, it may assume a malignant character, accompanied with typhoid symptoms, and become a distressing and dangerous ailment. The following will be found an effectual remedy:

Treatment.—Give the child a teaspoonful of the *Fluid Cathartic Mixture*, No. 3, every two hours, until a pretty free operation is had upon the bowels. Repeat this every third day. At the same time apply twice a day, with a swab, the *Mouth-Wash*, No. 40. Bathe the child occasionally in tepid water, and be careful that its food is of a healthy character, whether milk or whatever else.

A continuance of this treatment for a few days, will invariably cure the patient.

ASCARIS, pl. ASCARIDES—The *thread* or *mawworm*.—Writers mention twenty-one kinds of worms as having been

found in different parts of the human body. Of these, however, the following are the most common: *Ascarides Lumbricoides*, *Oxyures Vermiculares*, and *Tænia*—all of which are found in the intestines only. The most common symptoms are colicky pains, and swelling of the belly; picking of the nose; itching of the fundament; a foul breath; grinding of the teeth, during sleep; a variable and capricious appetite, sometimes voracious and insatiable, sometimes none at all; and irregular bowels. Sometimes severe *nervous* symptoms are manifested, such as coughing, twitchings, partial palsy, aphonia, and convulsions.

There have been an immense amount of medicines recommended as anthelmintics, some few of which have proved efficient, and others worse than worthless. I have taken exceeding great pains in ascertaining the *best*, and believe that I have it in the worm medicine which I have prepared. For all kinds of worms, the following will be found the best and most efficient

Treatment.—Give the patient a teaspoonful of Dr. Freese's *Anthelmintic Mixture*, No. 10, four times per day, for two successive days. Then give two teaspoonfuls, every two hours, of the *Fluid Cathartic*, No. 3, until a full and free operation is had upon the bowels. If the patient really has worms, this treatment, in the great majority of cases, will prove *amply sufficient*; but, as cases are, sometimes, inordinately resistant, I would suggest, that in case the above treatment failed in any one case, then give the patient a teaspoonful three times per day, for two successive days, of the *Tape Worm Emulsion*, No. 44, followed by an active purge, as before. It should be recollected that children are sometimes thought to have worms when they really have none, and *vice versa*.

ASCITES—*Dropsy of the Peritoneum*—*Dropsy of the lower belly*.—A collection of serous fluid in the abdomen. It is characterized by increased size of the abdomen or belly, by fluctuation, and by all the general signs of dropsical effusions. If attended to in its early stages, it is easily cured; if left until fully developed, the cure is difficult and tedious, and nothing short of a persevering treatment will effect any permanent good. The following will be found the best

Treatment.—Take of Dr. Ferriar's *Compound Dropsical Mixture*, No. 5, a teaspoonful, in a little water, four times a day. If the mixture has the effect of keeping the bowels pretty lax, it is well, and no other medicine need be taken; but if it does not have this effect on the patient, (for on some it will, and others not,) then give three *Cathartic Pills*, No. 2, every third day.

ASTHÆNA.—See *Weakness*.

ASTHMA—from *ἀσθμα*, “laborious breathing”—“*Broken Windedness*.”—This is a most distressing ailment, occasioned by a partial paralysis of the pneumogastric nerves, and a constriction of the smaller bronchial ramifications. It is distinguished by difficulty of breathing, recurring at intervals, accompanied with cough, expectoration, and a wheezing sound, with a sense of constriction in the chest. Although persons may live with the disease for years, yet death may follow any severe attack, unless relief is obtained from immediate and persevering treatment. No asthmatic person should be without a remedy always at hand. The following is the best and most approved

Treatment.—Give the patient of Dr. Wattson's *Asthmatic Mixture*, No. 30, a dessertspoonful every two hours until relieved of the attack. Then, in order to completely cure the disease and act as a prophelactic against future attacks, let the patient take a teaspoonful of the *same mixture*, in a little sweetened water, three times a day, for one, two, or three months, as the case may be, until the patient knows by his feelings, that every vestige of the disease is gone. Care as to the food, clothing, and exercise, is necessary in order to complete a speedy and permanent cure.

ATROPHY—*Falling Away*.—This is a condition or symptom that may affect any tissue, organ, limb, or the whole body. It consists in a progressible, morbid *diminution* of the *bulk* of a part. The powers of assimilation or nutrition, either of a part or the whole organism, become weakened, and Atrophy follows. To strengthen these powers are the indications to be attended to. The following will be found the best

Treatment.—Give the patient a tablespoonful three times a day, of the *Compound Iron Tonic*, No. 37. Let him bathe or take a shower-bath every day, and after each bathing, rub himself well with a hair-brush or rough towel. Let him take a good amount of exercise—walking is the best. Let his food be of a generous kind, but not too much in quantity. This is the appropriate treatment for the Atrophy of any and all organs.

AGUE CAKE—*Splenis Tumor—Enlarged Spleen.*—This is a “cake” or tumor, on the left side, immediately under the ribs, easily seen and felt. It is a visceral obstruction, generally in the spleen, which often follows continued attacks of ague. If not attended to, it may “gather” and “break,” thereby producing general and serious derangement of the whole system, a case of which I have now under treatment. If taken in time, it will generally yield readily to the following

Treatment.—Give the patient two of *Dr. Schubarth's Engorgement Pills*, No. 62, morning and night, and apply the *Abscess Ointment* No. 14, direct to the tumor, three times each day. Persevere in this treatment, and a complete and permanent cure will be effected.

APOPLEXY—*Apoplectic Fit.*—From *αποπληττειν*, “to strike with violence.” This is a dangerous ailment, coming on suddenly and running its course rapidly, ending speedily in restoration, or suddenly in death. It is characterized by diminution or loss of sensation and mental manifestation; by the cessation, more or less, of motion, and by a dead, comatose state; except that circulation and respiration still continue. The patient falls suddenly to the ground, breathes heavily, has a flushed face, and is completely insensible. Remedies must be applied quickly, and persevered in until motion and sensation return. The following will be found the best

Treatment.—Immediately when called, give the patient six pills; three *Cathartic*, No. 2, and three *Antispasmodic*, No. 61. Have his feet immersed in water as hot as he can bear, to which add freely of *ground mustard*. Apply cold water to the head, by pouring it from a pitcher, held three or four feet above. Rub the lower extremities with a rough

towel or dry hand, until a complete glow is produced all over them. If the first dose of pills don't operate freely in two hours from the time it is given, give another of like character, and after that, continue to give the patient two *Antispasmodic Pills*, No. 61, morning, noon and night, until a complete cure is effected. As a prophylactic treatment, to prevent the return of these fits, the patient should take two *Engorgement Pills*, No. 62, every night for several months.

ARACHNITIS.—See *Phrenetis*.

ANTHRAX.—See *Carbuncle*.

BED SORES.—These are painful and troublesome sores, caused by long lying in bed. They should always be attended to, lest the pain and irritation they cause may greatly aggravate other diseases of the patient; and, if neglected, they may become gangrenous. The following will be found the best

Treatment.—Wash the sores every morning with castile soap water; dry them by pressing against them a soft linen cloth, and then apply three times each day *Dr. Chelius's Stimulo Astringent Liniment*, No. 23, which will invariably effect a cure, either immediately or in a few days.

BEE STING.—The sting of some kinds of bees is exceedingly poisonous, and, indeed, the sting of any bee should be promptly treated. We know of one case where a gentleman lost his life by the sting of a honey-bee, and we have known many cases where serious consequences followed an entire neglect of treatment. The following may be relied on as the best

Treatment.—Extract, if possible, the dart of the bee, and then apply every hour, until complete relief is obtained, the *Poison Antidote Liniment*, No. 20. If, however, constitutional symptoms should show themselves, give the patient five *Cathartic Pills*, No. 2; and after they have operated freely, give him a teaspoonful twice a day of the *Compound Iodine Alterative*, No. 34, until complete relief is obtained.

BILIARY CALCULI.—See *Calculi*.

BILIOUS FEVER,
BILIOUS REMITTENT FEVER, } See *Fever*.

BLACK CATARACT.—See *Amaurosis*.

BLACK VOMIT.—See *Yellow Fever*.

BLADDER, DISEASES OF.—The bladder is subjected to a number of diseases or derangements, the most common of which are “*chronic disuria*” and “*vesical irritation*,” the symptoms of which are pain and irritation in the region just above the pubes, with partial or entire inability to void the urine. Prompt attention should always be given to the early stages of these affections, and the treatment persevered in, until entire relief be had. The following we have found to be the best

Treatment.—Give one *Diuretic Powder*, No. 4, every four hours, in a glass of barley-water, and apply the *Anti-Pain Liniment*, No. 21, to any and all parts that may be painful, twice a day. Pursue this treatment steadily until entire relief is obtained.

BLOODY FLUX.—See *Dysentery*.

BLEEDING AT THE NOSE.—See *Epistaxis*.

BLEEDING FROM THE STOMACH.—See *Hæmatemesis*.

BLEEDING FROM THE LUNGS.—See *Hæmoptysis*.

BOILS.—See *Furunculus*.

BONES, PAINS OF.—The Bones are subjected to a number of diseases, which will be treated of in their proper place. The treatment here recommended does not cure those diseases, but is intended to relieve the pains which are attendant upon them, or from whatever other source they may arise.

Treatment.—Give a teaspoonful, three times a day, of *Dr. Dzondi's Anti-Mercurial Mixture*, No. 54; and apply direct, *pro re nata*, the *Anti-Pain Liniment*, No. 21. Let

the food be good and nourishing, but not of a stimulating character. All liquors should be avoided.

BOWELS, AFFECTIONS OF THE.—See *Enteritis*, *Colic*, *Constipation*, *Diarrhœa*, *Dysentery*, *Engorgements Visceral*, *Ileus*, and *Tenesmus*.

BONES, AFFECTIONS OF THE.—See *Caries*, *Mollities Ossium*, and *Rachitis*.

BRAIN, INFLAMMATION OF.—The early symptoms are pain in the head, aggravated by heat, motion, and any thing that causes excitement of mind or body—confusion of ideas, quick pulse, disturbed sleep, nausea, want of appetite, and alternate flushing and paleness. As the inflammation increases, all these symptoms are aggravated, in addition to which the pupils are contracted; light is insupportable to the eyes, and sound to the ears; tongue dry, and bowels obstinately costive. Violent delirium, convulsion, and sometimes coma, speedily follow. The treatment must be active and unremitting. The following will be found the best

Treatment.—Give five *Cathartic Pills*, No. 2—if they have not operated very freely in four hours, give three more. After you have obtained a free operation on the bowels, commence with the *Anti-Inflammatory Mixture*, No. 41, and give a teaspoonful every three hours. Pour cold water on the head from a pitcher held several feet above, and afterward keep cold water cloths, or pounded ice, constantly to the head. Once or twice a day, soak the feet in warm mustard-water, rubbing them thoroughly each time with a rough towel. Sponge the patient all over, once a day, with tepid saleratus-water; keep him comfortably warm, but give him plenty of fresh air to breathe. Pursue this treatment steadily, until a cure is effected.

BRONCHITIS.—This is an inflammation of the lining membrane of the bronchial tubes. The symptoms are cough, mucous expectoration, dyspnœa, and more or less uneasiness in breathing. It may be distinguished from Phthisis, or Consumption, mainly by the absence of hectic fever, and the character of the discharges, which is generally mucous,

although at times muco-purulent; also, by the prominent physical signs, by which Consumption is so well known. Bronchitis is a serious disease, and from its proximity to the lungs, may speedily induce "Consumption," unless proper remedies are used. The cure, however, is necessarily slow, and hence, *perseverance* must be the watch-word of the patient. The following will be found much the best

Treatment.—Give the patient a dessertspoonful, three times a day, of the *Bronchial Mixture*, No. 32. Make a gargle, by mixing a tablespoonful of the *Mouth-Wash*, No. 40, with a pint of cold water, and with this gargle the throat every evening when going to bed. Bathe the throat and chest every morning with *salt-water*, made by putting a tablespoonful of salt to each gallon of water. At least once a week, bathe all over, and, after each bathing, rub perfectly dry with a rough crash-towel. Each morning, after bathing and rubbing the chest and neck, apply to the throat and low down in the neck, the *Stimulating Liniment*, No. 22. Have the patient take exercise every day, by walking or horse-back riding—make him always walk erect, with the chest thrown forward—and let his food be generous, but not stimulating. A steady persuance of this treatment will almost invariably produce a speedy and permanent cure.

BROKEN WINDEDNESS.—See *Asthma*.

BROW AGUE—*Supraorbital Neuralgia*..—This is an exceedingly painful affection of the frontal or orbital nerves. To say that it is a *tooth-ache of the eye-brow*, would describe its symptoms better than any thing else we could write. The following will be found the best

Treatment.—Give the patient a tablespoonful, twice a day, of the *Cephalgic Mixture*, No. 35, and apply frequently to the painful part the *Anti-Pain Liniment*, No. 21. If the patient's bowels should be constipated, give him a dose of *Cathartic Pills*, No. 2. Let his food be very light.

BRUISE.—See *Contusion*.

BURNS AND SCALDS.—In the treatment of burns and scalds, very much depends on the time at which the appli-

cations are made. If done *immediately*, or soon after the accident, a thousand times more good may be expected from the treatment than if left for a long while afterward. We once heard a learned professor in Philadelphia say that no family should be without a preparation for burns and scalds *always on hand*; and then went on to recommend to the class the very compound and treatment which we here present. My own experience fully confirms his, and I can confidently recommend the following as the very best

Treatment.—Apply immediately, and three times a day thereafter, until a complete cure is effected, *Dr. Cooper's Burn and Scald Liniment*, No. 24; and after each application, wrap the parts up carefully in *raw cotton*. Apply the Liniment with a feather or soft brush, to avoid rubbing the skin off the inflamed part, or otherwise irritating it. If the burn or scald be extensive, the strength of the patient should be supported by giving him a tablespoonful, twice a day, of the *Iron Tonic*, No. 37. If the bowels should become constipated any time during the treatment, give him a tablespoonful of the *Fluid Cathartic*, No. 3, every two hours, until it operates. The diet should be generous, but not stimulating.

BUBUCLE.—See *Acne*.

BUTTON SCURVY.—See *Condylomata*.

CALCULUS AFFECTIONS.—See *Calculi Arthritic*—*Calculi Biliary*—*Calculi Urinary*, and *Calculi Renal*.

CALCULI ARTHRITIC—*Chalk Stones*.—These are earthy concretions which form in the ligaments, and within the capsules of joints, in persons effected with the Gout. Sometimes they are found in other parts of the body besides the joints. They create great pain, but may be dissolved and cured by the following

Treatment.—Give the patient a tablespoonful, three times a day, of the *Calculi Mixture*, No. 6, and apply three times a day, directly to the painful part, the *Anti-Pain Liniment*, No. 21. Let the food of the patient be mostly vegetable, and water is his best drink, although tea and coffee need

not be entirely prohibited. Hard *lime-water* should be avoided, and *filtered rain-water* used instead.

CALCULI BILIARY—*Gall Stones*.—These are small biliary concretions, which are most frequently found in the gall-bladder, but sometimes in the ducts, or even in the substance of the liver. The symptoms are pain and uneasiness about the liver, and sometimes abdominal inflammation, abscesses, and even biliary fistula. The treatment must be prompt, active and persevering, or the most fearful consequences may follow. The following will be found the best

Treatment.—Give a tablespoonful of *Dr. Freese's Calculi Mixture*, No. 6, morning and noon, before meals; and each night give two *Anti-Spasmodic Pills*, No. 61. To allay the pain, apply frequently, over the region of the liver, the *Anti-Pain Liniment*, No. 21.

If, before you see the patient, a *biliary abscess* has already formed, then pursue the treatment as above, except the Liniment, which you omit, and, instead thereof, apply twice a day the *Abscess Ointment*, No. 14.

CALCULI URINARY—*Stone in the Bladder*.—These are concretions which form from the crystallizable substances in the urine. Dr. Paris describes eight kinds of *Urinary Calculi*. The general symptoms are, irritability of the bladder; pain in the loins, shooting down to the bladder; occasional stoppage of the stream of water during micturition; pain at the neck of the bladder and in the glans penis, etc. These symptoms may all be mild for years, but will grow in severity as the stone becomes larger and rougher.

The object of the treatment here recommended is to change the diathesis of the system, stop the further growth of the calculi, and dissolve and pass from the bladder that already formed. The following is the best

Treatment.—Morning and noon, before meals, give the patient a tablespoonful of the *Calculi Mixture*, No. 6; and each night, before going to bed, let him take a *Diuretic Powder*, No. 4, in a glass of barley or slippery-elm water. Over the region of the kidneys (the small of the back) let him rub, each night, the *Stimulating Liniment*, No. 22.

Let his food be principally vegetable, and his drink filtered rain-water, tea and coffee. Avoid "hard lime" water.

The general health should be promoted in every possible way, by proper exercise, bathing, *regular* meals, etc. Hard exercise, or riding much on horse-back, should be avoided. A steady pursuance of this treatment will generally stop the growth of the stone, change the diathesis of the system, and finally dissolve and pass away whatever may have formed.

CALCULI RENAL.—These are concretions which form in the kidneys. The symptoms are a dull, heavy, sometimes acute, pain in the small of the back; bloody or turbid urine; restless, unhappy condition of mind, with general languor and weakness. The following will be found the best

Treatment.—The treatment above recommended for *Calculi Urinary* is the one exactly suited for this also; and, if pursued perseveringly, will almost invariably effect a cure, either very soon or within a few days or weeks.

CANCER—Carcinoma.—There are three species of Cancer spoken of by writers—the "*encephaloid*," "*schirrus*" and the "*colloid*;" but as they are all dependent on the same general diathesis or cachexia of the system, and consequently need the same *eradivative treatment*, it matters not to the patient to distinguish the exact variety with which he may be afflicted. The appearance of a Cancer is that of a hard, livid tumor, with keen, sharp, lancinating pains darting through and from it. When it changes from "occult," or hidden, to "open" Cancer, its peculiar characteristics, known almost to every one, are unmistakable.

Among the numberless suggestions made by authors and surgeons, as to its mode of cure, the following I believe to be the best

Treatment.—As soon as it is at all suspicioned (for it is not always easy to tell, in its early developments, whether the little hard tumor, or red pimple, is really a Cancer or not) that the patient has a Cancer, commence to give him of the *Cancer Pills*, No. 63—one pill morning, noon, and night; and continue so to do as long as any appearance of the Cancer remains. If it has changed to open Cancer, apply the *Caustic Paste*, No. 26, twice a day—leaving the

plaster on for a few hours, and then applying a bread and milk poultice. As soon as the Cancer seems to be thoroughly eaten out by the Paste, then discontinue it, and apply the *Healing Ointment*, No. 12, until the place is entirely healed.

CANCERUM ORIS—*Canker of the Mouth*—*Water Canker*, etc.—These are troublesome, sloughing, or gangrenous ulcers of the mouth, and may occur in any or every part of it. By timely attention, they may be readily cured, but if neglected, they may produce a great deal of trouble. The following will be found the most efficacious

Treatment.—Cleanse the stomach and bowels, by giving a tablespoonful of the *Fluid Cathartic*, No. 3, every two hours, until it operates well; then swab the mouth out, twice a day, with the *Mouth-Wash*, No. 40, which continue to do until the ulcers are entirely healed.

CANKER OF THE MOUTH—See *Cancerum Oris*.

CARBUNCLE—*Anthrax*—*Persian Fire*.—The Carbuncle has been and may properly be called a “malignant boil.” It is a severe and exceedingly painful inflammation of the cellular membrane and skin, which may arise from an internal or external cause. It is essentially gangrenous in its character. The following is the best

Treatment.—Apply warm poultices for the first few days, or until the matter is fairly formed. Then apply the *Cauterizing Paste*, No. 26, through the small hole of a piece of adhesive plaster, laid upon the tumor, until it is completely opened. Again apply warm poultices for twenty-four hours, after which apply the *Abscess Ointment*, No. 14, twice a day, until the part is entirely healed. To support the strength of the patient, give him a tablespoonful of the *Iron Tonic*, No. 37, three times a day. One or more purges may be necessary during the treatment; if so, use the *Cathartic Pills*, No. 2. A general antiphlogistic diet must be insisted upon.

CARCINOMA—See *Cancer*.

CARDIAC DROPSY—*Dropsy of the Heart*.—The symptoms of this affection are irregular movements of the heart,

distended jugular veins, unnatural pulse, and altered sounds on percussion or auscultation of the chest. Accompanying these, is actual dropsical effusion in the chest and other parts of the body. The disease is a serious one, and needs a persevering treatment. The following I recommend as the best

Treatment.—About an hour before each meal, let the patient take a teaspoonful, in a little water, of the *Compound Dropsical Mixture*, No. 5. At bed-time, let him take two *Antispasmodic Pills*, No. 61. If, in addition to the dropsical affection, there should seem to be enlargement or hypertrophy of the heart itself, then, in addition to the above treatment, the patient should take a teaspoonful morning and evening, of the *Heart Disease Mixture*, No. 53.

All kinds of stimulants should be avoided, and as little water or liquids of any kind drank as the patient can comfortably get along with. The diet, however, should be generous, and taken at *regular periods*. The exercise should be regular and rather moderate. Bathing and friction over the chest with dry flannels, will be found useful adjuncts to the treatment.

CARDIALGIA—*Heartburn*.—This, as its name implies, is an affection of the cardiac orifice of the stomach; the symptoms of which are, impaired appetite, with gnawing or burning pain in the stomach or epigastrium. It has been, and may be properly termed, a “symptom of dyspepsia.” The following will be found the best

Treatment.—Give of *Dr. Simms's Antacid and Cardialgic Mixture*, No. 31, a teaspoonful three times a day, in new milk, about a half hour before each meal-time. If the bowels should be habitually costive, (as is frequently the case in this affection,) give the patient one *Cathartic Pill*, No. 2, every night on going to bed. Continue this treatment for a few days, and a complete cure will be effected.

CARIES.—This is an ulceration of bone, the signs of which are, swelling of the bone, more or less pain in the part, and, finally, abscess, from which flows a puss of peculiar look and odor. Caries is most frequently caused by blows, or by some peculiar virus in, or diathesis of, the system. The object of the treatment is to remove this morbid

diathesis of the system by a thorough expulsion of the virus. Nothing short of a well-directed and persevering treatment will stop the ravages of this terrible affection. The following will be found the very best

Treatment.—Before each meal let the patient take, in a little cold water, a teaspoonful of the *Compound Iodine Alterative*, No. 34; and each night, upon going to bed, one of the *Bone Restorative Powders*, No. 77.

Over the swollen bone apply, twice a day, *Dr. Cooper's Glandular Ointment*, No. 13, and a roller bandage, evenly applied. If it goes on to suppuration, in spite of all your treatment, then lay aside the *Glandular Ointment*, and apply the *Abscess Ointment*, No. 14, twice a day; the *Alterative* and *Powders* continue the same.

Good diet, bathing, regular exercise, and any thing else that may promote the *general good health*, should not be neglected.

These cases are sometimes very tedious; but a regular pursuance of the above treatment, I think, will cure, sooner or later, nearly every case of Caries.

CATARACT.—This name comes from two Greek words, which signify “*to tumble down.*” It is one of the most serious of eye diseases, and yet we think it may be arrested, if taken in time, by the taking of internal remedies, which changes the diathesis of the system in this disease. The signs are partial or complete blindness, while the pupil seems closed with an opaque body, generally whitish, but sometimes of other colors. As soon as the patient experiences dullness of vision, and can see a little white speck beginning to form deep in the eye, then he should, at once, commence and pursue steadily the following

Treatment.—Take of *Dr. Chelius's Compound Iodine Alterative*, No. 34, a teaspoonful, three times a day, in a little cold water. Apply directly to the eye with a camel's hair brush, once a day, the *Alterative Eye-Water*, No. 57. Every morning, before applying the eye-water, bathe the eye thoroughly in soft rain-water. About once a week take a pretty active purge of *Cathartic Pills*, No. 2; if, however, the bowels should be rather soluble, these may be omitted.

Let the general health be promoted, as much as possible, by good living, bathing, regular exercise, etc., and expose the eye to the sun and dust as little as possible.

CATARRH—*A Cold*.—The usual symptoms of an ordinary "catarrh," or "cold," are cough, thirst, lassitude, fever, watery eyes, with increased flow of mucous from the nose and mouth. It consists of a superficial inflammation of the mucous follicles of the trachea and bronchi. No "cold" should be neglected; for an early treatment will generally cure, while a neglect may prove even fatal. The following will prove the best

Treatment.—Begin the treatment always with a good, active purge of *Cathartic Pills*, No. 2, and soaking the feet in *hot mustard*, or *ashes-water*, before going to bed. Then give him a tablespoonful every four hours, of *Dr. Freese's Expectorant Mixture*, No. 8, until a complete cure is effected.

CEPHALÆA SPASMODICA—*Sick Headache*.—This ailment usually commences in the morning, with sickness and faintness; soon followed with partial spasmodic pain in the head, sometimes shifting from one part of the head to another. If not treated, it may become periodical in its character, and one of the most distressing affections. The following will be found the best

Treatment.—To cure it, give a tablespoonful of *Dr. Neuman's Cephalalgic Mixture*, No. 35, every two hours, in a little water, until the pain and sickness are entirely gone. To prevent its return, give the *General Alterative*, No. 80, in teaspoonful doses, before each meal. Continue this for some weeks or months, and the patient will be no more troubled with sick headache.

CEPHALALGIA—*Headache—Pain in the Head*.—This affection may be either symptomatic or idiopathic, although usually the former. If symptomatic, there will, generally, be more or less of "furred tongue," "sourness of stomach," "general irritability," etc. If idiopathic, the pain in the head, and its consequences, will be the only observable symptoms. The cause of each being different, the mode

of cure must also differ. The following will be found, for each kind, the best

Treatment.—If the tongue is furred and the stomach soured, commence the treatment with a good dose of *Cathartic Pills*, No. 2; and, as soon as these have operated pretty thoroughly, commence with the *Cephalalgic Mixture*, No. 35, and give a tablespoonful every two hours, until complete relief is obtained. If only an ordinary headache, the *Cephalagiatic Mixture*, No. 35, will alone be sufficient. Where persons are habitually troubled with headache, they should be directed to take the *General Alterative*, No. 80, three times a day, before meals.

CERATETIS.—See *Corneitis*.

CHALK STONES.—See *Calculi Arthritic*.

CHAPPED HANDS.—The symptoms of this ailment are too easily *seen* and *felt* to need any written description. The following is the very best

Treatment.—Wash the hands thoroughly in castile soap-water every morning, and, after drying them well, apply *Dr. Clymer's Glycerin Lotion*, No. 48; apply the Lotion again at noon, and again at night. A perseverance of this treatment, for a few days, will cure *every* case.

CHARBON—*Malignant Pustule*.—This dangerous, and often fatal, disease commences as a little, dark-red spot, with a stinging or pricking pain, on which there soon appears a pustule or vesicle, seated on a hard, inflamed base, which, when opened, is found to contain a slough, black as charcoal. I advise the following prompt

Treatment.—*Dr. Conquoin's Caustic Paste*, No. 26, should be at once applied over the whole of the pustule, and the plasters renewed every two hours until the pustule is completely opened. This prompt treatment is necessary in order to prevent its spreading. When once fairly opened discontinue the *Paste*, and apply the *Abscess Ointment*, No. 14, twice a day, until a cure is effected.

An active purge of *Cathartic Pills*, No. 2, should be administered in the beginning; after which, the *Compound*

Iodine Alterative, No. 34, should be given, in teaspoonful doses, three times a day.

CHEST DISEASES.—See *Agina*, *Asthma*, *Hydrothorax*, *Pneumonia*, *Pluritis*. and *Phthisis Pulmonales*.

CHICKEN-POX—*Varicella Crystalli*.—This is a contagious disease of mild character, usually occurring only among children. The eruption is preceded by little or no premonitory fever, commencing usually on the shoulders, neck, and breast, affecting almost always the scalp, but sparing very much the face, which, in Small-Pox, never escapes. The eruption is composed, from the first, of perfectly transparent vesicles, surrounded by a very slight degree of superficial redness. The disease is not considered a dangerous one, yet neglect of treatment might prove fatal. The following is unquestionably the best

Treatment.—Give the patient a teaspoonful of *Dr. Freese's Fluid Cathartic*, No. 3, every two hours, until it operates freely; after which give a teaspoonful of the *General Alterative*, No. 80, three times a day, until cured. To the skin apply the *Glycerin Lotion*, No. 48, twice a day. Let the food be rather light, drinks cooling, and the clothing changed frequently and kept clean.

CHILBLAIN.—An erythematous inflammation of the feet, hands, etc., occasioned by *cold*. If neglected it is apt to degenerate into painful, indolent, ulcerations, called *Kibes*. The following is the best

Treatment.—Bathe the feet or hands every morning in cold water, and, after drying them well with a towel, (not by holding them to the fire,) apply the *Stimulo-Astringent Liniment*, No. 23. Apply it again at night, on going to bed. Continue this treatment for awhile, and a complete cure will be effected.

CHILDBED-FEVER.—See *Fever Puerperal*.

CHILLS AND FEVER.—See *Fever Intermittent*.

CHLOROSIS—*Green-Sickness*.—This is a disease which

affects young females, more particularly those who have not yet . . . arrived to the age of puberty. Its symptoms are, a depraved appetite, palpitation of the heart, languor, listlessness, a pale and lurid complexion, etc. A prompt and continued treatment will usually save the patient; neglect is death. The following will generally be found an efficacious

Treatment.—Give the patient four of *Dr. Radius's Anti-Chlorotic Pills*, No. 66, morning and evening; and, unless the bowels are gently moved by these, about once a week give a mild purge of the *Fluid Cathartic*, No. 3.

Let the patient take a pretty good amount of exercise every day, either on horse-back or by walking. Let her bathe at least once a week, (or once a day would be better,) first in tepid, and finally in cold water. Let her food be generous, her associations lively, and her reading and employment such as will cheer and animate the mind.

CHOLERA—*Asiatic, Sporadic, Malignant, Rice Disease.*—This is a fearful disease, beginning with anxiety, gripings, spasms, or cramps in the legs and arms, vomiting, purging, rice-water discharges, shriveled skin, particularly of the hands and about the nails, great prostration, speedily followed by collapse and death, unless relieved. The treatment should be persevered in as long as the patient is conscious and can swallow, as I have had patients get well when it *seemed* to the lookers-on utterly impossible. It has been my lot to treat a great many cases of this disease, and, among the thousands of remedies suggested, the following I have found to be the best

Treatment.—As soon as you see the patient give him a table-spoonful of *Dr. Bartlett's Cholera Mixture*, No. 28, in some sweetened water, and every hour thereafter give him a tea-spoonful of the same. Apply *mustard plasters* to each ankle, to each wrist, and lay a large one over the pit of the stomach. To allay the crampings, apply freely the *Anti-Pain Liniment*, No. 21, to the arms and legs, having assistants to rub it in well. To allay the excessive vomiting, give a tablespoonful of the *Anti-Emetic Mixture*, No. 45, every three hours, or oftener, if the urgency of the symptoms demand it.

Continue this prompt treatment until the patient seems entirely out of danger, and then gradually make the intervals in the giving of the medicines longer and longer, until you can finally lay them aside altogether. Water, lemonade, barley-water, etc., may be given to the patient as he may desire.

CHOLERA INFANTUM—*Cholera of Infants.*—This disease usually occurs only in the summer, and among infants. Its chief symptoms are vomiting and purging of green or yellow matter, slime or blood, attended with considerable pain and uneasiness. It runs its course rapidly, and will prove fatal unless the remedies are promptly and perseveringly given. The following will be found the best

Treatment—Commence the treatment by giving a teaspoonful of *Dr. Brera's Astringo-Tonic Mixture*, No. 43, and in a half hour thereafter give a teaspoonful of the *Anti-Emetic Mixture*, No. 45. From that time forward give the two medicines alternately, two hours apart, until the patient is completely relieved.

Sometimes considerable benefit may be derived from rubbing the *Stimulative Liniment*, No. 22, over the region of the stomach and of the bowels. After an attack, great care should be taken, for several days, as to the diet of the child, and nothing should be allowed that might possibly irritate the stomach or bowels. To prevent re-occurrence it would be well to prescribe the *General Alterative*, No. 80, in twenty drop doses, for several weeks.

CHOREA—*St. Vitus's Dance.*—This disease usually occurs among the young, and is distinguished by irregular and involuntary motions of one or more limbs, the face, and, sometimes, the whole body. The disease is not, generally, fatal, but a most distressing one, unless relief is obtained. A persevering treatment will usually effect a cure. The following will be found the most reliable

Treatment.—Give the patient a teaspoonful, three times a day, of *Dr. Radius's Neuralgic Mixture*, No. 29. On the evening of every fourth day, give him two *Antispasmodic Pills*, No. 61. If the bowels should, at any time, become constipated during the treatment, open them gently with

the *Fluid Cathartic*, No. 3. Let his food be generous; bathe occasionally; exercise regularly; and have his associations and reading such as to cheer the mind. If a child, give him free scope for playing, romping, etc.

COLD.—See *Catarrh* and *Coryza*.

COLIC.—There are about a dozen kinds of Colic spoken of by writers; but all, except the following four, are so rare, that a description of them is deemed unnecessary:

COLICA CONVULSIVA.—This kind of Colic is caused by *convulsive or spasmodic action in the intestines*—its characteristics are, griping pain in the bowels, chiefly about the navel, with vomiting and costiveness—the pain increasing at intervals. The following is the best

Treatment.—Give a dose of *Cathartic Pills*, No. 2, or of the *Fluid Cathartic*, No. 3; and, in a half-hour thereafter, give a teaspoonful of the *Colic Mixture*, No. 36, which repeat every two hours until entire relief is obtained. Friction over the bowels with the dry hand, or the application of flannels, wrung out of hot water, will sometimes prove useful adjuvants to the other treatment.

COLICA CRAPULOSA.—This occurs from *eating indigestible food, or digestible food in too great quantity*. The pain in the stomach and bowels is distressing and constant, instead of spasmodic. The following will be found the best

Treatment.—If the pain commences very soon after eating, give a teaspoonful of the *Liquid Emetic*, No. 1, every fifteen minutes, until vomiting is induced, and then the *Colic Mixture*, No. 36, as above recommended; but if the food has been two hours in the stomach, then treat the case as recommended in *Colica Convulsiva*, with cathartic, etc.

COLICA FLATULENTA.—This occurs from *too great accumulation of air in the intestines*. The pains are sharp, severe, and almost continued. It is more common among children, although persons of any age may occasionally have it. The following will be found the very best

Treatment.—This will generally be relieved by using the *Colic Mixture*, No. 36, alone, in doses of a teaspoonful

every two hours; but may occasionally need a *cathartic* or *emetic*, as in the other cases. Rubbing of the bowels, and warm fomentations, are particularly serviceable in this form of Colic.

COLICA PICTONUM—Painter's Colic—Lead Colic.—The cause of this variety of Colic is the gradual introduction of lead into the system, until the quantity becomes sufficient to induce the disease. Hence it is that painters, and those working in lead factories, are mostly attacked with it; although merely sleeping in a room, newly painted with white lead, has been known to bring on the disease. The pains, etc., are about the same as in other Colics, with the addition of most obstinate constipation. Palsy of the wrists usually occur after several attacks. It is a dangerous disease, and needs prompt and persevering treatment. The following will be found the best

Treatment.—Commence by giving five *Cathartic Pills*, No. 2, and laying a large emollient poultice over the whole of the abdomen. In two hours thereafter give a *Poison Antidote Powder*, No. 79, mixed in sweet milk; and, in four hours from that, give a tablespoonful of the *Colic Mixture*, No. 36. From that time forward, give the *Poison Antidote Powders* and *Colic Mixture*, alternately, every four hours, until entire relief is obtained. It would be well to recommend to painters, subject to this Colic, (and, indeed, all who use white lead are, more or less, subject to it,) the constant use of the *General Alterative*, No. 80, in teaspoonful doses, three times a day, as a preventive.

CONDYLOMATA—Button Scurvy.—These are soft, red fungus elevations of the surface of the skin, generally situated about the anus, or between the scrotum and thigh, or at any other parts where two cutaneous surfaces are in contact. They are covered with a thin cuticle, like that of mucous membrane, and often exude a copious, thin, fetid discharge. The following is the best

Treatment.—Apply, twice a day, *Dr. Wattson's Exanthematous Lotion*, No. 50, and, in ten minutes thereafter, if the burning sensation be very considerable, apply cream

to the parts. Before each meal, order a tablespoonful of the *General Alterative*, No. 80; and, in case the bowels are constipated, or become so, have them gently opened with the *Cathartic Pills*, No. 2. Pursue this treatment steadily, until a complete cure is effected.

CONGELATION.—See *Frost-bite*.

CONSTIPATION—*Costiveness*—*Faecal Retention*.—From the Latin word *constipare*, “to cram close,” because the bowels are obstructed, or crammed, during the continuance of this affection. The symptoms are, pain and uneasiness in the abdomen, with a constant desire to defecate, but inability to do so. Unless relieved pretty soon, inflammation of the bowels or peritoneum may take place. The treatment must be persevered in, until free evacuations are procured. The following is the most approved

Treatment.—Give five *Cathartic Pills*, No. 2, followed by mucilaginous drinks of slippery-elm, flaxseed, or barley. Apply flannel cloths, wrung out of hot water, over the whole of the abdomen, and renew them as often as they cool. If, in four hours, the pills have not operated freely, give a tablespoonful of the *Fluid Cathartic*, No. 3, and repeat, every two hours, until free evacuations are procured. If the patient is habitually costive, he should take one *Cathartic Pill*, No. 2, every night, on going to bed.

CONSUMPTION.—See *Phthisis Pulmonalis*.

CONTINUED FEVER.—See *Fever, Continued*.

CONTUSION—*A Bruise*.—An injury received from a blunt body coming in contact with a part, producing pain, blueness, and swelling. If the skin is broken, the injury takes the name of a *contused wound*. The following, for bruises, is generally the best

Treatment.—Strip the part, and pour on it cold water from a pitcher held a considerable distance above; do this for ten or fifteen minutes; then dry it, and apply, three times a day, *Dr. Miller's Stimulating Liniment*, No. 22, keeping the part at perfect rest, and wrapped in cotton or

soft flannel. If, however, the skin should be broken, instead of applying the *Liniment*, apply *Dr. Bell's Healing Ointment*, No. 12, three times a day. Continue this treatment, until the parts are perfectly well.

CONVULSIONS—*Spasms*—*Cramps*.—Alternate contractions, violent and involuntary, of muscles, which habitually contract only under the influence of the will. Convulsions are usually only the *effect* of some other general or special derangement. They may be, and in children, frequently are caused by worms, by teething, by costiveness, or by general derangement of the nervous system. In adults they may be caused by fear, by excessive joy, by indigestion, by falls and bruises, etc. The treatment we here recommend is to allay the immediate symptom only, while other remedies must be used to remove the predisposing cause. The following will be found the best

Treatment.—Commence by giving the patient a tablespoonful of *Dr. Wattson's Asthmatic Mixture*, No. 30; and every hour thereafter give two *Antispasmodic Pills*, No. 61, until relief is obtained. When all the urgent symptoms have passed, and the patient allowed to rest some time, give a tablespoonful of the *Fluid Cathartic*, No. 3, repeated every two hours until it acts freely on the bowels. Warm baths, friction, mustard plasters, etc., are sometimes useful in helping to cure convulsions. The *cause* should be carefully looked after, and the appropriate remedies used.

CORNEITIS—*Ceratitis*.—The *cornea* is one of the coats of the eye, called so from the Latin word *cornu*, "horn," because it somewhat resembles horn. *Corneitis* is an inflammation of this membrane, the symptoms of which are opacity, roughness, and redness of the cornea. The pain and intolerance of light are generally not very severe, thus differing materially from some other inflammations of the eye. The skin is usually dry and the pulse frequent, denoting general febrile irritation. The following is the best

Treatment.—Apply cold water freely three times a day, and, after each application, dry the parts with a soft linen cloth, and apply, with a camel's hair brush, the *Anti-*

Inflammatory Eye-Water, No. 60. An active purge of *Cathartic Pills*, No. 2, should be given; the diet should be light, and a general antiphlogistic regimen should be observed throughout.

CORNS.—From *cornu*, “horn.” A small, hard, exceedingly troublesome tumor which forms upon the foot, generally on the toes; and is commonly produced, on the most projecting parts, by the wearing of tight shoes. Having been troubled considerably myself in this way, I have taken extra pains to find out the best remedy, and submit the following as the very best

Treatment.—Pare the corn carefully, with a sharp knife or razor, and then apply, morning and night, with a camel’s hair pencil, the *Iodine Lotion*, No. 49. Sometimes one application is sufficient; at others it requires several. If the part becomes too sore, apply the *Glycerin Lotion*, No. 48, on a little lint or cotton.

CORYZA—“*A Cold in the Head.*”—Inflammation (attended with increased discharge) of the schneiderian membrane, lining the nose, and the sinuses communicating with it, causing “running at the nose,” soreness, etc. The following is the best

Treatment.—Give a dose of *Cathartic Pills*, No. 2, and soak the feet well in warm mustard water on going to bed. Next morning inject, into each nostril, the *Glycerin Lotion*, No. 48, and continue so to do each morning, until a perfect cure is effected.

COSTIVENESS.—See *Constipation*.

COUGH—*Tussis*.—Violent, frequent, and short expirations, by means of which the air, in passing rapidly through the bronchia and trachea, carries along with it the mucous of the parts which forms the sputa. I have tried, in my practice, a great many remedies for coughs, with a view of finding out the best, and, as the result, present the following as decidedly the best

Treatment.—Give a tablespoonful of *Dr. Freese’s Expectorant Mixture*, No. 8, about a half hour before each meal;

and, before going to bed at night and getting up in the morning, *gargle the throat with cold water*. If the case be uncomplicated, this will invariably cure.

COW-RAP.—See *Impetigo*.

COXARUM MORBUS.—See *Hip Disease*.

CRAMP IN THE STOMACH.—See *Gastrodinia*.

CRAMPS.—See *Convulsions*.

CROUP—*Cynanche Trachealis*.—This is a formidable disease, attacking children mostly, but may attack persons of any age or sex. Early treatment generally effects a cure, while *delay is death!* The disease is characterized by sonorous and suffocative breathing; harsh voice; ringing cough, like the barking of a dog; fever, highly inflammatory. A false membrane speedily forms in the trachea, beneath the glottis, when violent dyspnœa and suffocation will ensue. These last effects may generally be avoided, and the patient speedily cured, by pursuing, promptly and energetically, the following

Treatment.—Give the patient a *table-spoonful* of *Dr. Freese's Expectorant Mixture*, No. 8, and a *tea-spoonful* every two hours thereafter, if the case be a mild one; but, if a severe case, give a *teaspoonful every half hour*, until vomiting is induced; and, after that, a *teaspoonful* every two hours. Take two *tablespoonfuls* of *Dr. Druitt's Frigorific Powder*, No. 71, put it into a *teacup*, and moisten it with cold water, and then put the moistened powder between two thin cloths, and lay upon the throat—repeat this every hour. Put the feet and legs in *hot mustard water*, and bathe and rub the hands and arms with the same. Keep the head cool, and allow the patient plenty of fresh air. Continue giving *teaspoonful* doses of the *Expectorant Mixture*, No. 8, for several days after convalescence, as relapses are not unfrequent. Children subject to this affection, should take a *half teaspoonful* of the *Expectorant Mixture*, No. 8, every night on retiring.

CRUSTED TETTER.—See *Impetigo*.

CRYSTALLI.—See *Chicken-Pox*.

CUTANEOUS DISEASES.—The word *cutaneous* is from the Latin word *cutis*, “the skin.” Cutaneous diseases are the numerous affections of a morbid character to which the skin is liable. For particular descriptions and treatments thereof, see the following: *Acne*; *Carbuncle*; *Chapped Hands*; *Chicken-Pox*; *Erysipelas*; *Impetigo*; *Itch*; *Lichen*; *Porriago*; *Prurigo*; *Psoriasis*; *Ringworm*; *Urticaria*; *Zona Ignea*.

If, however, a case should occur of which you are unable to determine the exact character, in accordance with the names above given, apply to it the *Herpetic Ointment*, No. 17, and give the patient one *Cutaneous Powder*, No. 76, in a little sweet milk, morning and night. This treatment, if persevered in, will cure nine-tenths of all cutaneous diseases.

CYNANCHE.—From two Greek words, signifying, “I suffocate.” There are nine varieties of Cynanche spoken of by writers, but only three of which occur generally in practice. For symptoms and treatment of these, see *Mumps*—“*Cynanche Parotidæ*”; *Tonsils Inflamed*—“*Cynanche Tonsilaris*”; *Croup*—“*Cynanche Trachealis*.” The symptoms and treatment will be found for each under the appropriate head.

CYNANCHE TONSILARIS.—See *Tonsilitis*.

CYNANCHE TRACHEALIS.—See *Croup*.

DEAFNESS.—Diminution, or total loss of hearing. It may be the effect of acute or chronic inflammation of the internal ear, paralysis of the auditory nerve or its pulpy extremity, or of some mechanical obstruction to the sonorous rays. If from mechanical obstruction, or something getting in the ear, the obstruction, of course, must be removed. If from any other cause, the following will be found the best

Treatment.—Syringe the ear well every morning, first with tepid, and finally with cold water. Let it dry for an hour, and then drop three drops of *Dr. Pierquin's Anti-Otetic Mixture*, No. 39, directly into it. Apply the *Mixture* again at night, on going to bed.

If connected with a scrofulous diathesis, as is frequently the case, order the patient a teaspoonful of the *Compound Iodine Alterative*, No. 34, every morning and evening.

DEBILITY—*Weakness*—*Asthenia*.—This affection is distinguished by a general prostration of the vital powers; a feeling of languor and listlessness; no particular pain, yet a disinclination to use any kind of exercise. Unless cured, despondency or hypochondria is apt to follow. The following is the best remedy, and should be steadily persevered in until a complete cure is effected.

Treatment.—Give the patient a tablespoonful of *Dr. Tweedie's Compound Iron Tonic*, No. 37, about a half hour before each meal, and each night on going to bed, let him take two *Antichlorotic Pills*, No. 66.

Generous diet, bathing, and proper exercise are, of course, appropriate, and should not be neglected.

DECLINE.—See *Phthisis Pulmonalis*.

DELIRIUM TREMENS.—*Mania a Potu*.—This distressing affection attacks only such as are addicted to the habitual and intemperate use of ardent spirits, opium, tobacco, or any other strong, nervous stimulant. Its early symptoms are general indisposition, lassitude, watchfulness, and headache, followed by delirium tremens, most commonly recurring in paroxysms. The following is the most generally approved

Treatment.—Order five *Cathartic Pills*, No. 2, and in ten minutes thereafter commence with *Dr. Chapman's Restorative Mixture*, No. 27, of which give a tablespoonful every two hours, until entire relief is obtained. Apply mustard drafts to the feet and ankles, and keep cold water, or pounded ice, constantly to the head. Pursue this treatment unflinchingly and a certain and speedy cure will follow, if the case be at all curable.

DIABETES.—From two Greek words, signifying “*to pass through*.” Cullen describes two kinds of Diabetes, “*Diabetes Insipidus*,” being simply a *superabundant discharge* of natural urine; the other “*Diabetes Mellitus*,” which is characterized by great augmentation, and often manifest alteration, in the secretion of urine, with excessive thirst and progressive emaciation. The first, I think, is but the early stages of the second, and both need precisely the same remedies, in a lesser or greater degree. The following is now the most highly approved

Treatment.—Give five of *Dr. Radius’s Diabetic Pills*, No. 64, morning and evening. Keep the bowels gently soluble with the *Fluid Cathartic*, No. 3, and every night, on going to bed, let *Dr. Jones’s Strengthening Ointment*, No. 81, be well rubbed in over the region of the kidneys.

An occasional towel-bath, gentle exercise, and generous diet are all proper and useful. The patient, however, should eat as little of vegetables (except rice) and drink as little of fluids as he can well get along with. Sugar, especially, should be avoided, either in tea, coffee, or any thing else.

DIARRHŒA.—The symptoms of this disease are frequent liquid alvine evacuations; pain, more or less, in the bowels; straining, with passages, in the more advanced stage, of blood and mucous. These symptoms are generally owing to inflammation or irritation of the mucous membrane of the bowels; which irritation is commonly caused by errors in the use of food, noxious by its quality or quantity. The following is the best

Treatment.—Commence by giving from three to five *Cathartic Pills*, No. 2, and in two hours thereafter commence with *Dr. Bartlett’s Diarrhœa, Dysentery, and Cholera Mixture*, No. 28, of which give a desertspoonful, in a little water, every four hours, until the patient is relieved.

DIFFICULTY OF PASSING THE URINE.—See *Strangury*.

DIFFICULTY OF BREATHING.—See *Dyspnœa*.

DIFFICULTY OF DIGESTION.—See *Dyspepsia*.

DIFFICULTY OF MENSTRUATION.—See *Dysmenorrhœa*.

DISINFECTION.---The act of destroying miasmata, with which the air, clothing, etc., may be infected. A sick-room, and all the clothing within it, sometimes become so loaded with poisonous miasmata, that it is unwholesome, and even dangerous, for attendants; and yet the state of the weather, or the patient's health, may be such that you dare not throw open the doors and windows. In such cases the following directions will be found invaluable.

Remedy and Directions.---Get of a druggist a half-pound of *chloride of lime*, which place in plates and saucers, and moisten slightly with water; set these in different parts of the room. If the patient should be affected unpleasantly by the exhalations of the *chloride*, let him smell frequently of *Dr. Phæbus's Syncopean Salts*, No. 74.

DROPSY.---See *Anasarca*, *Ascites*, *Hydrocephalus*, *Hydrothorax*, *Hydrophthalmia*, *Cardiac Dropsy*, and *Dropsy Ovarian*.

DROPSY OVARIAN.---This disease consists in the collection of fluid in one or more cells within the ovary, or in a serous cyst connected with the uterine appendages. It differs from *Ascites*, or general dropsy of the abdomen, in the swelling being a little to one side of the middle line, instead of equally on both sides; less fluctuation, with a harder, firmer feel; and, as a general rule, less constitutional suffering and disturbance. In other respects, the symptoms are much the same as in ordinary dropsy. The treatment must be steadily persevered in, from week to week, until the swelling recedes. The following is the best

Treatment.---Give a teaspoonful of *Dr. Ferriar's Compound Dropsical Mixture*, No. 5, in a little water, before each meal. On going to bed take one *Diuretic Powder*, No. 4. Once a day rub *Dr. Cooper's Glandular Ointment*, No. 13, over the whole tumor. Keep a flannel bandage drawn tightly around the abdomen, and draw it a little tighter each day. Wheat-bread, rice, beans, and the like, are the best food; juicy vegetables should be avoided, and the patient should drink as little as she can get along with.

DROWNING.—The following are directions for restoring persons apparently drowned:

“Convey the body to the nearest house or shelter, *with the head raised*. Strip, and rub it dry. Wrap in warm blankets. Inflate the lungs by closing the nostrils with thumb and finger, while you blow forcibly into the mouth, and then press on the chest with the hand. Again blow into the mouth, and again press; and so on for ten minutes, until the patient breathes naturally. Keep the body warm and the extremities also. Continue to rub, and do not give up for an hour or more, if there is the least reason to hope.”

To this we add: Do not be discouraged if animation is not immediately perceptible, but continue the effort for even two hours.

DRY SCALE.—See *Psoriasis*.

DYSENTERY—*Flux—Bloody-Flux.*—This is a distressing ailment, usually occurring during the summer and autumnal months, and in hot climates more than in cold. The chief symptoms are fever, more or less inflammatory, with frequent mucous or bloody evacuations, and violent tormina and tenesmus. When the discharges do not contain blood, the case is much more favorable than when they do. If allowed to go on long without treatment, it will assume a chronic character, when it becomes exceedingly difficult to cure. The following will be found the very best

Treatment.—Commence with *Dr. Freese's Cathartic Pills*, No. 2, of which give three; and in an hour thereafter give two more. In two hours commence with *Dr. Bartlett's Diarrhœa, Dysentery, and Cholera Mixture*, No. 28, of which give a desertspoonful every four hours, until five doses are taken. Then lay this aside, and commence with *Dr. Chapman's Restorative Mixture*, No. 27, of which give a teaspoonful every four hours until a complete cure is effected. Boiled rice as food, and slippery elm water as drink, should be used during the treatment.

DYSMENORRHŒA—*Difficulty of Menstruation.*—The principal symptom of this disease is, great local pain, especially

in the loins, at the time of the monthly catamenia. It differs from *Amenorrhœa* in the fact that it signifies complete *suppression* of the flow; while, in this disease, the function comes on at the monthly period, but is performed with great pain and difficulty. The following is most recommended, and I have found it to be the best

Treatment—Give a teaspoonful of *Dr. Dewees's Emmenagogue Mixture*, No. 9, three times a day, in a little sweetened milk. Rub on the small of the back, and over the region of the womb, *Dr. Jones's Strengthening Ointment*, No. 81, morning and night. About five days before the regular term of menstruation let the patient take a *hip-bath*, with water as warm as she can bear. Repeat this every night on going to bed, and, after each bath, rub the hips and whole pelvic region thoroughly with a rough, crash towel, or flesh brush. A faithful carrying out of this treatment will invariably effect a cure.

DYSPEPSIA—Indigestion—Difficulty of Digestion.—This is a disease of the stomach, the symptoms of which are, loss of appetite, nausea, pain in the epigastrium—"pit of the stomach"—sense of fullness and weight in the stomach, heartburn, acrid or fetid eructations. All these symptoms are worse immediately after eating, especially if the food has been of a rich or greasy kind. Thousands of remedies have been recommended for this disease; but, from much reading, and considerable practice, the following I believe to be the most approved and very best

Treatment.—Give of *Dr. Radius's Dyspepsia Powders*, No. 72, one, about an hour before each meal. It may be mixed with water, molasses, or milk; the molasses is the best. The use of this remedy alone will generally prove sufficient; but, if the case should prove very resistant, apply a small plaster of *Dr. Wood's Blistering Ointment*, No. 11, over the pit of the stomach, and when it has drawn well, dress it with the *Healing Ointment*, No. 12. Fat meats, and liquors, should be studiously avoided.

DYSPNŒA—Shortness of Breath—Difficulty of Breathing.—The name of this disease sufficiently indicates its symptoms. If the *difficulty of breathing* is only symp-

tomatic of some other disease, then, of course, the disease itself must be cured before the symptom will cease; but if it be idiopathic—a sort of a half-way asthma—then the following will be found the very best

Treatment.—Give a teaspoonful of *Dr. Wattson's Asthmatic Mixture*, No. 30, about a half hour before each meal; and two *Antispasmodic Pills*, No. 61, each night upon retiring. If the patient should be suffering from general feebleness, order, in addition, a teaspoonful of *Dr. Tweedie's Compound Iron Tonic*, No. 37, once a day.

DYSURIA.—See *Strangury*.

EARACHE—*Otalgia*.—The symptoms are, very severe lancinating pain in the ear, coming on suddenly, not throbbing; does not increase in severity, as in inflammations of the ear; is not generally attended with fever, and comes and goes capriciously. The following is the best

Treatment.—Drop into the ear five drops of *Dr. Pierquin's Anti-Otetic Mixture*, No. 39, and apply externally, over the whole ear, a warm onion, or bread and milk poultice. If the pain has not wholly ceased in one hour, drop five drops more of the mixture into the ear, and give the patient three *Antispasmodic Pills*.

EAR, AFFECTIONS OF.—Under this head we include all the usual affections of the ear, except neuralgia, or earache; such, for instance, as acute and chronic inflammations, accumulation of wax, a thickened state of the cuticle, etc. Where foreign substances have got into the ear, of course, they must be gotten out before any relief can be expected. The treatment we here suggest is applicable to all such diseases of the ear as have an ultimate tendency to deafness. There are no class of diseases which require more patience and perseverance than diseases of the ear.

Treatment.—Inflammation of the lining membrane of the ear must be subdued by injections with cold water, every morning, and three drops of the *Anti-Otetic Mixture*, No. 39, put into the ear every evening. If the wax becomes too hard, or too great in quantity, a few drops of refined olive or almond oil may be used, and the wax subsequently taken out with an ear-scoop. For a thickened state of the

cuticle nothing better can be used than *Dr. Pierquin's Anti-Otetic Mixture*, No. 39, in three-drop portions, twice a day. If connected with a general derangement of the whole system, the patient should take the *General Alterative*, No. 80, three times a day.

ECHYMOsis.—This swelling, or tumor, usually follows the contusion from a blunt instrument. It is a livid, black, or yellow spot, caused by blood effused into the cellular tissue. If neglected, the swelling will continue to increase, pains become more unendurable, and the whole part will have to be laid open by the surgeon; but, in a great majority of cases, resolution may be produced, and the patient cured by the following

Treatment.—Apply, three times a day, *Dr. Miller's Stimulating Liniment*, No. 22. Put a compress upon the part, and keep a pretty good pressure upon it by means of a roller bandage. If, in spite of all that you do, the tumor opens, then apply *Dr. Bell's Healing Ointment*, No. 12, and keep applying it until the part entirely heals.

ECZEMA MERCURIALE.—See *Mercurial Disease*.

ELEPHANTIASIS.—This disease has received its name because of the fancied resemblance which some think there is between the skin of a patient, affected with this disease, and the skin of an elephant. The skin, it is true, becomes thick, livid, rough, tuberculated, and insensible to feeling; and I have witnessed cases in which the legs have become as large as the usual size of an elephant's leg. The seat of the disease seems to be in the lymphatic vessels and glands, and in the subcutaneous cellular tissue. The following will be found the best

Treatment.—Apply, three times a day, *Dr. Cooper's Glandular Ointment*, No. 13, and order *Dr. Chelius's Iodine Alterative*, No. 34, to be taken regularly, twice a day. Keep the bowels gently lax, with the *Liquid Cathartic*, No. 3. Generous diet may be allowed, and as much exercise as the patient can reasonably bear.

ENGORGEMENTS, VISCERAL.—When the matters which ought to pass readily through the intestines, are detained, there is said to be "engorgement." The liver, or any other

organ, which receives and exudes blood, may, under certain circumstances, become engorged. In each, and all engorgements, the following will be found the best and safest

Treatment.—Morning, noon, and night, let the patient take two of *Dr. Schubarth's Engorgement Pills*, No. 62. Let his food be light, exercise gentle, and mind undisturbed. The addition of a dose of *Cathartic Pills*, No. 2, may sometimes be necessary, but, as a general rule, the *Engorgement Pills* alone will effect a cure.

ENLARGED SPLEEN.—See *Ague-Cake*.

ENTERITIS.—This disease, properly speaking, is an *inflammation of the intestines*, although inflammation of the peritoneal coat is usually included in the same term. The principal symptoms are, violent abdominal pain, increased on pressure, with vomiting, and inflammatory fever. If the inflammation be of the *mucous* coat, it is generally attended with considerable *diarrhœa*; but if of the peritoneal coat, constipation usually supervenes. The disease is a dangerous one, and must be promptly met by the following

Treatment.—Give the patient a teaspoonful of *Dr. Benedict's Anti-Inflammatory Mixture*, No. 41, every three hours. Apply a large emollient poultice over the whole of the abdomen, and give the patient freely of *slippery-elm* or *gum-arabic water*, to drink. Let the food be rice, sago, arrow-root, or something of like character. Ice, in the mouth, is very grateful to the patient, and is not objectionable. Persevere in this treatment, and a cure will generally be effected.

EPILEPSY—*Falling Sickness*.—The term is derived from a Greek word, signifying, "*I seize upon*," because of the great suddenness with which it usually attacks its victims. The disease is one of the brain, and is characterized by loss of sensation, convulsive motions of the muscles, sudden falling down, distortion of the eyes and face, grinding of the teeth, countenance of a red, purple, or violet color, foaming at the mouth, difficult respiration, with, sometimes, an involuntary discharge of feces and urine. The fit usually lasts from five to twenty minutes. But little or nothing

can be done during the paroxysms, but, between each fit, the remedies should be regularly, and perseveringly, given.

Treatment.—If called to see the patient, while the fit is on, give him a *table-spoonful* of *Dr. Radius's Neuralgic Mixture*, No. 29, pour cold water upon the head, apply mustard-drafts to the feet, and have the legs well rubbed with *Dr. Miller's Stimulating Liniment*, No. 22. To prevent a relapse, and as a general prophylactic against an attack, the patient should be directed to take a *teaspoonful* of the *Neuralgic Mixture*, No. 29, every night and morning, for weeks, months, or years.

EPISTAXIS—*Bleeding at the Nose.*—This is a very common ailment, and may be suddenly brought on, by those who are predisposed to it, by running, coughing, blowing the nose, etc. Although usually a slight affair, yet instances are upon record where it has been impossible to arrest it, and death, of course, followed. The rule is to stop it as soon as possible, for which the following is the best

Treatment.—Make an injection of *Dr. Chelius's Stimulo-Astringent Liniment*, No. 23, into the nostril, pour cold water upon the nape of the neck, and raise the arm of the bleeding side, and have an assistant hold it there, or secure it, with a bandage to the neck. The effect of this last direction is to compress the artery. Persons who are habitually troubled with bleeding at the nose, should take two of *Dr. Koop's Hemorrhagic Pills*, No. 65, three times a day.

EQUINIA.—See *Glanders*.

ERYSIPELAS—*St. Anthony's Fire.*—The symptoms of this disease are, first, shivering, headache, pain in the back, nausea, and bilious vomiting. Then follows general fever, with redness of the skin, (which disappears momentarily, on pressure,) with severe stinging, burning, or smarting pain. Its disposition is to spread to other contiguous parts, and, unless arrested, may become exceedingly dangerous, from its general diffusion. It generally can be arrested, without difficulty, if treated early, but, if allowed to go

long unchecked, it may become one of the most formidable and dangerous diseases. The following is the most highly recommended, and best

Treatment.—Commence by giving an active dose of *Cathartic Pills*, No. 2, after which give a teaspoonful of *Dr. Benedict's Anti-Inflammatory Mixture*, No. 41, every three hours. Apply, to all the parts affected, *Dr. Wattson's Exanthematous Lotion*, No. 50, twice a day. Keep the patient comfortably cool, let his food be light, and his drinks be water, lemonade, etc. A steady pursuance of this treatment will almost invariably effect a speedy and certain cure.

EXCORIATION.—This means a slight wound by which only the skin is removed.

Treatment.—Apply *Dr. Bell's Healing Ointment*, No. 12, and continue to renew the application occasionally until completely cured.

EYE, AFFECTIONS OF.—See *Ophthalmia*, *Corneitis*, *Am-
aurosis*, *Iritis*, *Cataract*, *Glaucoma*, *Petinitis*, *Hypopion*,
Nyctalopia, *Pannus*, and *Exerophthalmia*.

EYELIDS, AFFECTIONS OF.—See *Hordeolum*, *Ophthalmia*,
Tarsi, and *Ptosis*.

FÆCAL RETENTION.—See *Constipation*.

FACE, AFFECTIONS OF.—See *Acne* and *Face-Eruptions*.

FACE, ERUPTIONS OR BLOTCHES ON.—The name sufficiently indicates the symptoms and characteristics of the disease. The following will be found the best

Treatment.—Apply *Dr. Augustin's Cosmetic Wash*, No. 47, twice a day, until cured. If it arises from general impurities of the secretions, the patient should take *Dr. Ainslie's Cutaneous Powder*, No. 76, twice a day, morning and night, for several days or weeks.

FAINTING—*Syncope*.—Complete and, commonly, sudden loss of sensation and motion, with considerable diminution,

or entire suspension, of the pulsations of the heart, and the respiratory movements.

Treatment.—An application to the nose of *Dr. Phæbus's Syncopean Salts*, No. 74, will generally prove sufficient. If it be a habitual ailment, the person should take *Dr. Tweedie's Compound Iron Tonic*, No. 37 in teaspoonful doses, twice a day.

FALLING SICKNESS.—See *Epilepsy*.

FALLING AWAY.—See *Atrophy*.

FEVER—*Febris*.—From the Latin word *fervor*, “heat;” because in all fevers there is a preternatural heat over the whole body. If the heat is local or circumscribed, then it is rather an inflammation than a fever. Medical dictionaries mention over one hundred different kinds of fever, dependent for their names either on the particular part of the organism which seems *most* affected—some special, predominant symptom, particular time of attack, or something of like kind. Of all these hosts of names, I have selected the following thirteen, which, I think, embrace all that need be known on the subject of fevers.

I am of those who believe that all fevers arise from the same general cause, and, hence, *are alike*, except as to *type*, which type is caused by the particular state of the constitution at the time of attack, variety of climate, modes of living, etc. I, therefore, contend that all fevers need the *same general treatment*; although, *in addition to the general treatment*, each particular type *needs a treatment suited thereto*.

The *general treatment* of all fevers should be *cleanliness*, both of house, and bed, and especially of the patient, which can alone be effected by *frequent bathings* with tepid and cold water, to which may sometimes be added, with advantage, salt, soda, or saleratus; *plenty of fresh, pure air*, which should be admitted into the chamber so as not to blow directly on the patient; drink of cold water as much as the patient desires; diet *such as the patient most relishes*, providing it be of an *easy, digestible* character; *agreeable companionship* and *good nursing*, so that the

patient may not become desponding, or lack such quick and necessary attention as the patient may need.

In addition to this kind of general treatment, there is another of a *medical* character, which I shall combine with my directions for treatment, in each of the varieties of fever which I shall now proceed to describe:

FEVER, BILIOUS.—The common remittent fever of summer and autumn, generally owing to, or connected with, derangement of the biliary system. Usually commences with a slight chill, or rigors, followed with fever; dry, coated tongue; skin and white of eyes often of a yellowish appearance; pain sometimes in the right side, with more or less derangement of the digestive functions. Prompt treatment will usually cut short or entirely cure this disease quite soon; but if left long to run its own course, it becomes very dangerous and often leads to fatal results. The following is the very best

Treatment.—Commence by giving the patient an active dose of the *Cathartic Pills*, No. 2, and sponging him all over with tepid saleratus-water. In three hours after taking the Cathartic Pills, give him a teaspoonful of *Dr. Freese's Fever Mixture*, No. 7; and, in three hours thereafter, give him three of *Dr. Ellis's Tonic Alterative Liver Pills*, No. 67. From thence forward bathe him once a day, by sponging while in bed, and give him teaspoonful doses of the *Fever Mixture*, every four hours, until the fever is completely broken up. When the patient is certainly convalescent, he may lay aside all the other treatment, and take tablepoonful doses of the *Restorative Mixture*, No. 27, twice a day, until his health and strength is completely restored.

FEVER, BILIOUS REMITTENT.—The general symptoms of this fever are the same as those of bilious fever, with the addition of the *remittent* symptom. In many cases, the remissions are well marked; approaching, in some, to a complete intermission; in others, the remissions are so slight that the fever has almost a continued form. The irritability of stomach; a sense of oppression and distress at the pit of the stomach—epigastrium; pain in the head, back, and limbs; and the great prostration of strength,

early exhibited by the patient, are symptoms which are almost invariably present. The following will be found decidedly the best

Treatment.—Give, first, a dose of *Cathartic Pills*, No. 2, and, in three hours, a teaspoonful of *Dr. Barlow's Periodic Mixture*, No. 38. From thence forward give *Dr. Freese's Fever Mixture*, No. 7, and the *Periodic Mixture*, No. 38, alternately every four hours, until the fever is broken, when *Dr. Chapman's Restorative Mixture*, No. 27, may be used, as recommended in bilious fever. The general treatment, as recommended under the head of fevers, should be carefully observed.

FEVER, CONTINUED.—In this type of fever there are no remissions or intermissions; but about the same amount of heat and other febrile symptoms continue, until the fever is “broken up,” or checked by the use of remedies. This fever invades, and seriously affects, every part and tissue of the human organism, and is the same as some have called “general fever.” Remedies must be used perseveringly, until the fever is “broke,” whether it be one day or three weeks. The following will be found the best

Treatment.—If the bowels are at all constipated, the treatment should commence with a dose of *Cathartic Pills*, No. 2; but, if they seem soluble enough, you may commence at once with *Dr. Freese's Fever Mixture*, No. 7, in teaspoonful doses, every two hours, with regular bathing every day. The *general* directions should receive special attention in this type of fever, as the cure depends as much upon them as upon the giving of medicines. As soon as the patient sweats, the *Restorative Mixture*, No. 27, should be commenced.

FEVER, HECTIC.—This is the fever of *irritation* and *debility*, generally accompanying or following severe wounds, consumption, and the like diseases. It is characterized by progressive emaciation; frequent pulse; hot skin, especially on the palms of the hands and soles of the feet; and, toward the end, colliquative sweats and diarrhœa.

Treatment.—In this type of fever the treatment needs to be of a stimulo-tonic character throughout, and all the

general treatment should have the same end in view. Give the patient the *Compound Iron Tonic*, No. 37, in table-spoonful doses, and the *Fever Mixture*, No. 7, in teaspoonful doses, every four hours alternately. Let the food be generous, with a little good wine occasionally. Bathing, fresh air, clean clothing, etc., should receive special attention.

FEVER, HAY—*Hay Asthma—Summer Bronchitis*.—This is a fever, or catarrh, to which some persons are subject in summer, and, having been ascribed to the effluvium of hay, has gotten the name of “hay fever.” It is a cold, with sneezing, headache, weeping, snuffling, and cough, with, at times, fever and general discomfort.

Treatment.—Commence by giving an active dose of *Cathartic Pills*, No. 2, and, in four hours thereafter, give a dessertspoonful of the *Asthmatic Mixture*, No. 30, which continue to give, in tea-spoonful doses, every six hours, until the patient is entirely relieved.

FEVER, INTERMITTENT—*Chills and Fever—Ague*.—This is a fever chiefly produced by marshy miasms, and consisting of paroxysms, with a complete state of apyrexia or cessation in the intervals. It has three distinct stages, called the “*cold stage*,” “*hot stage*,” and “*sweating stage*.” The cold stage is attended with paleness; impaired sensibility, amounting, in some cases, to complete “light-headedness;” and coldness, more or less diffused, followed by general rigors. After this, occurs the hot stage, in which a considerable amount of fever prevails, the pulse is hard and strong; tongue white; urine high-colored; thirst always considerable, and, at times, insatiable. Next follows the sweating stage, usually beginning on the forehead, face, and neck, and extending over the whole body, while all the other symptoms abate, and the patient gradually “gets well for that time.” The paroxysms may occur daily—every other day, every third day, or at other irregular intervals. This disease is not immediately dangerous; but if let go on, will induce visceral obstructions and engorgements, and, finally, death.

I have taken very great pains in directing a *specific remedy* for this disease; which, together with my other

directions, will cure all, or nearly all, persons that may follow the

Treatment.—If the tongue is furred, and the skin rather yellow-appearing, commence by taking in the evening, on going to bed, five *Cathartic Pills*, No. 2. If, on the other hand, there be nausea at the stomach, commence by taking of the *Liquid Emetic*, No. 1, a teaspoonful every fifteen minutes, until free vomiting is induced. When either of these operations are over, commence with *Dr. Barlow's Periodic Mixture*, No. 38, and take a teaspoonful every three hours, until the time for the next chill. As a general rule, the patient will not have another chill after commencing the treatment; but if he does, then, as soon as the next paroxysm is over, commence again with the *Periodic Mixture*, and give it every three hours, as before. No other chill will follow. Then use the *Iron Tonic*, No. 37, for a week or two, in doses, to strengthen the system.

FEVER, MILK.—This is the fever which precedes or accompanies the secretion of milk, in women recently delivered. It comes on generally about the third day after delivery, and is characterized by quick pulse, increased heat, redness of face, diminution or temporary suspension of the lochial discharge, tumefaction and tension of the breasts. The following is the very best

Treatment.—Spread large plasters (with a hole in their centers for the nipples,) with *Dr. Druitt's Abscess Ointment*, No. 14, and apply to both breasts. Then give *Dr. Nieman's Milk Powders*, No. 70, and *Dr. Freese's Fever Mixture*, No. 7, alternately, every three hours, until the fever and pain in the breasts subside. If possible, the milk should be drawn by the mouth, or breast-pump; at least, the attempt should be made occasionally.

FEVER, PUERPERAL—Child-Bed Fever.—This is one of the most dangerous types of fever, usually commencing soon after the delivery of the patient. It is, indeed, an inflammation of the peritoneum, and the symptoms are the same as *Peritonitis*. The most prominent symptoms are, violent pain in the abdomen, increased by the slightest pressure, often by the mere weight of the bed-clothes, pulse

fast and hard, tongue red, especially on the edges and tip, anxious countenance, and severe general distress. It usually comes on the second or third day after delivery; but it has, sometimes, commenced before delivery, and as late as seven, or even nine days, after. Promptness and perseverance are the watch-words in this disease. The following will be found the best

Treatment.—Give *Dr. Freese's Fever Mixture*, No. 7, every two hours, in teaspoonful doses. Apply flannel cloths, wrung out of tepid water, over the whole abdomen, and re-wet and apply them as often as they become dry. Let the drink of the patient be gum-arabic water, and her food be of rice, sago, arrow-root, etc. As soon as the fever is broken, commence with the *Restorative Mixture*, No. 27, which give, in teaspoonful doses, every four hours.

FEVER, REMITTENT.—This is a fever which strikingly exacerbates and remits, but without a complete intermission, as in intermittent fever. In other words, the patient is, at no time, until cured, entirely without fever, although it is, sometimes, much lower than at others. Its other symptoms are the same as heretofore described as belonging to all types of fever.

Treatment.—If the digestive functions be sluggish, as may be determined by the appearance of the tongue, skin, etc., commence the treatment with a dose of *Cathartic Pills*, No. 2, and, as soon as they have commenced to operate, give *Dr. Freese's Fever Mixture*, No. 7, and *Dr. Barlow's Periodic Mixture*, No. 38, alternately, every four hours, until the fever entirely subsides. Sometimes this fever leaves the patient in a very depressed condition, to remedy which, the *Restorative Mixture*, No. 27, may be used, in teaspoonful doses, three times a day. All the *general* treatment laid down in the beginning, should be carefully observed in treating this type of fever.

FEVER, SCARLET.—*Scarletina*.—The characteristic symptoms of scarlet fever are, a scarlet flush, appearing on the face, neck, and fauces, about the second day of fever. All other symptoms are of a general febrile character. In the worst, or malignant form of this affection, the throat

becomes ulcerated, and stands forth as one of the worst symptoms in the disease. The treatment must be prompt and persevering.

Treatment.—The stomach and bowels should first be well-cleaned with the *Fluid Cathartic*, No. 2; then *Dr. Freese's Fever Mixture*, No. 7, and *Dr. Freese's Expecto- rant Mixture*, No. 8, should be given alternately, in tea- spoonful doses, every two hours. As the throat usually suffers, more or less, in this disease, let *Dr. Swediaur's Mouth-Wash*, No. 40, be used as a *gargle*, twice a day, either diluted or as it is. Let cold water flannel-cloths be kept constantly to the throat, and the patient bathed, at least once a day, with tepid water, in which a little soda or saleratus has been dissolved.

A faithful carrying out of this treatment will cure all, or nearly all cases of scarlet fever, however severe may be its type.

FEVER, TYPHUS, OR TYPHOID.—This is a fever character- ized by small, weak, and unequal, but usually frequent pulse, with great prostration of strength, and much cerebral disturbance, its duration being usually from a fortnight to three weeks, or longer. In other words, it is *continued fever*, accompanied with great cerebral irritation and pros- tration. The treatment must be a persevering one. The following is the best

Treatment.—The digestive functions should be carefully watched, and kept as near regular as possible, to do which the *Fluid Cathartic*, No. 3, or *Dr. Bartlett's Diarrhœa Mixture*, No. 28, may, occasionally, have to be used. The main remedies, however, are *Dr. Freese's Fever Mixture*, No. 7, and *Dr. Chapman's Restorative Mixture*, No. 27, which should be used alternately, in teaspoonful doses, every four hours. As soon as the fever is broken (as will be seen from the patient perspiring freely,) the *Fever Mix- ture* may be laid aside, and only the *Restorative Mixture* used, until the patient is entirely and completely recovered. All the general directions should receive special attention in this type of fever.

FEVER, YELLOW—*Black Vomit.*—A very acute and dangerous febrile affection; so called, because complicated,

in its second stage, with jaundice, and accompanied by vomiting of black matter. In other respects, the symptoms are those which generally accompany all fevers. Much has been written about the treatment of this formidable disease; and, from the great mass of opinions and remedies proposed, I have selected the following as decidedly the best

Treatment.—From Dr. Fenner, of New Orleans, and others, I have learned the most generally approved treatment of this severe form of fever. Commence by opening the bowels freely with a dose of *Cathartic Pills*, No. 2. In two hours after, give a tablespoonful of the *Fever Mixture*, No. 7, and, in two hours from that again, give three of the *Tonic Alterative Liver Pills*, No. 67. From thence forward give the *Fever Mixture*, No. 7, and the *Iron Tonic*, No. 37, alternately every four hours, in teaspoonful doses, until the patient has completely recovered. Great care should be taken as to the diet, and in not allowing the air to blow directly on the patient, although plenty of fresh air should be allowed in the room.

FITS.—See *Apoplexy*.

FELON.—See *Paronychia*.

FLATULENCE—*Wind in the Stomach.*—The gas that produces the *fullness of stomach* and *belching*, is usually extricated from indigestible food, remaining in the stomach, and in a state of fermentation; sometimes secreted, apparently, from the stomach itself; for the Flatulence comes on, at times, when the stomach is empty of food. The following is the best

Treatment.—Give teaspoonful doses of *Dr. Simms's Antacid and Cardialgic Mixture*, No. 31, every hour for five successive hours; and, if not then completely relieved, it will prove that the Flatulence is not dependent upon an excess of acid, in which case, *Dr. Dewees's Colic Mixture*, No. 36, will be the proper remedy; a teaspoonful of which, taken every hour, will certainly relieve.

If the Flatulency be habitual, the patient should be instructed to take one or the other of these remedies, before each meal-time, until entire exemption is obtained.

FLUX.—See *Dysentery*.

FÆTOR ORIS—*Foul Breath*.—This may arise from what is called “foul stomach;” from decayed teeth; or ulcerations of the mouth. In either case, it is exceedingly unpleasant, both for the patient and those with whom he may be in company; and, hence, the sooner it is removed the better. The following will be found an effectual

Treatment.—Take of *Dr. Simms's Antacid Mixture*, No. 31, a teaspoonful before each meal, in a little new milk; and cleanse the teeth thoroughly, twice a day, with a tooth-brush and *Dr. Ellis's Tooth-Powder*, No. 78.

FOUL BREATH.—See *Fætor Oris*.

FROST-BITE—*Congelation*.—This is the name given to a part which has been exposed to too great cold. The first effects of freezing are, numbness, slight itching, and then partial or complete deadness. When the part is “thawed out,” as it is called, then a burning sensation, with excessive itching, follows. This terrible itching will return occasionally, until permanently cured.

Treatment.—Soak the feet, or parts that may be frost-bitten, morning and night, in strong *alum-water*, then dry them and apply *Dr. Chelius's Stimulo-Astringent Lini-ment*, No. 23. A few applications of this kind will effectually cure every case.

FUNGUS FLESH—*Proud Flesh*.—During the healing of some ulcers and extensive wounds, little excrescences will shoot forth from the even surface of granulations, and these are called “fungus flesh,” or “proud flesh.” These need a treatment in *addition* to the other treatment of the wound or ulcer, otherwise the healing will be greatly retarded. The following will be found the best

Treatment.—Apply *Dr. Freese's Escarotic Ointment*, No. 15, and repeat it every hour, until the fungus flesh is removed. Then lay it aside, and apply *Dr. Bell's Healing Ointment*, No. 12, or whatever else may be most appropriate for the particular case.

GALL STONES.—See *Calculi Biliary*.

GANGRENE.—Privation of life, or partial death of an organ—the next step to mortification. It is attended with a sudden diminution of feeling in the part affected; livid discoloration; detachment of the outer-skin, under which a turbid fluid is effused; with crepitation, owing to the disengagement of air into the cellular texture. Until complete mortification has taken place, remedies will often restore the part to life and health. The treatment should be prompt and continued.

Treatment.—Give the patient, every hour, a tablespoonful of *Dr. Tweedie's Compound Iron Tonic*, No. 37; and apply linen cloths, wet with *Dr. Miller's Stimulating Liniment*, No. 22, to the gangrenous parts, which repeat every half hour. A large poultice of Peruvian or oak bark, mixed with powdered charcoal and baker's yeast, will sometimes prove of vast service. The patient's strength should be supported with generous diet, wines, etc.

GASTRITIS—*Inflammation of the Stomach.*—This disease is characterized by fever; great anxiety; heat, and pain in the epigastrium—"pit of the stomach"—increased by taking any thing into the stomach; vomiting and hiccough. The great doctrine of Broussais was, that *all fevers* were owing to gastritis; but this doctrine is objected to by many pathologists. Be this as it may, idiopathic gastritis is one of the most dangerous diseases, and needs prompt and persevering

Treatment.—Apply a large plaster, spread with *Dr. Wood's Blistering Ointment*, No. 11, over the "pit" of the stomach, and, when it has drawn well, dress it with the *Healing Ointment*, No. 12. Give a teaspoonful of the *Anti-Inflammatory Mixture*, No. 41, in a wine-glassful of slippery-elm-water, every three hours. A drachm of pulverized gum-arabic dissolved in a pint of cold water, is the best drink for the patient; indeed, he should not be allowed to drink any thing else. The food, if any, should be very light, such as boiled rice, arrow-root, sago, etc.

GASTRODYNIA—*Spasm, or Cramp of the Stomach.*—The symptoms of this disease are, excessive pain in the stomach, occurring in cramps or spasms; sensation of distension;

much anxiety, and extreme restlessness. Sometimes the pain is not confined to the stomach, but shoots through to the back and between the shoulders. In females it is frequently combined with hysterical symptoms.

Treatment.—Give a tablespoonful of *Dr. Simms's Antacid and Cardialgic Mixture*, No. 31, followed, in a half hour, with three of *Dr. Sainte Marie's Antispasmodic Pills*, No. 61, and repeat, *pro re nata*, until complete relief is obtained. Persons subject to this distressing ailment, should take teaspoonful doses of *Dr. Simms's Cardialgic Mixture*, No. 31, before each meal, and one Anti-spasmodic Pill each night before going to bed.

GIDDINESS.—See *Vertigo*.

GLANDERS—*Equinia*.—The Glanders is properly a disease of the horse-tribe, but occasionally communicated to man by inoculation from the horse. The principal symptoms in man are, general feelings of indisposition, lowness of spirits, and wandering pains; followed by fever, furred tongue, great thirst, profuse perspirations at night, great pain in the head, back and limbs, and tightness of the chest. As the disease progresses, the symptoms become of a more formidable character. The following is the best

Treatment.—The bowels should be opened, and kept rather lax, with the *Liquid Cathartic*, No. 3; and, three times a day, the patient should take teaspoonful doses of *Dr. Chelius's Compound Iodine Alterative*, No. 34. To allay the profuse perspirations at night, the patient should take, each night upon retiring, a teaspoonful of *Dr. Brera's Astringo-Tonic Mixture*, No. 43.

GLANDS, ENLARGED.—Glands are the organs which separate from the blood the various fluids of the body, nearly all of which are subject to enlargement from various causes. The treatment I have recommended is applicable only to such enlarged glands as can be seen or felt, immediately underneath the skin. The object of the treatment, of course, is to cause them to return to their healthy size, and assume a healthy function. The following is the best

Treatment.—Before each meal let the patient take a tea-

spoonful of *Dr. Chelius's Compound Iodine Alterative*, No. 34; and three times a day have him apply, to the enlarged glands, *Dr. Cooper's Ointment*, No. 13. The bowels should be kept moderately lax with the *Fluid Cathartic*, No. 3. The food should be generous, but not stimulating. Occasional bathing and perfect cleanliness must be attended to.

GLAUCOMA.—This is a disease of the eye, and has received its name from the *greenish* discoloration of the pupil, which is, invariably, one of its symptoms. It is rather a disease of old age than general—the patients usually being from forty to sixty years of age. It commences with gradually increasing dimness of sight, attended with more or less rheumatic pain over the eye-brow, and visions of black spots, and flashes of light. The pupil is dilated and moves sluggishly; the eye feels hard; and its blood-vessels often appear dilated and varicose. The opacity is general—the whole eye presenting a greenish appearance.

Treatment.—Before each meal, let the patient take a teaspoonful of *Dr. Chelius's Compound Iodine Alterative*, No. 34; and twice a day let him apply *Dr. Ellis's Alterative Eye-Water*, No. 57. Have him bathe once a day; let his food be generous, his exercise considerable, and have him avoid all kinds of liquors and other artificial stimulants.

GLOTTIS, SPASM OF.—This affection comes on suddenly, at uncertain intervals, and in most violent paroxysms. The patient feels a distressing, choking sensation, which continue so long as the spasm lasts.

Treatment.—Give the patient three of *Dr. Sainte Marie's Antispasmodic Pills*, No. 61, and apply externally the *Anti-Pain Liniment*, No. 21. To prevent a return, one of the pills should be taken every night, and the Liniment applied every morning.

GLOTTIS, SCALDS OF THE.—This is brought on by swallowing boiling tea, or water, or corrosive fluids, and produce the ordinary symptoms of laryngitis, suffocative cough, and dyspnœ.

Treatment.—Gargle, or apply, with a probang, *Dr. Clymer's Glycerin Lotion*, No. 48, directly to the glottis or fauces. Apply, occasionally, the moistened *Frigorific Powder*, No. 71, *outside* to the throat.

GOUT.—This disease is an inflammation of the fibrous and ligamentous parts of the joints. It comes on suddenly, usually at night, and almost always commences at the great toe. During the paroxysm, or fit, a burning, lancinating pain is experienced in the affected joint, attended with tumefaction, tension, and redness. I have taken special pains in studying and prescribing for this disease, and believe the following to be the very best

Treatment.—Commence, always, by cleansing the bowels thoroughly with *Cathartic Pills*, No. 2; after which let the patient take a teaspoonful of *Dr. Ellis's Gout Mixture*, No. 51, every two hours, until relief is obtained. The parts should be wrapped up in carded cotton, and, once a day, rubbed thoroughly with *Dr. Pereira's Anti-Pain Liniment*, No. 21.

GRAVEL.—This is a disease occasioned by small concretions, similar to sand or gravel, which form in the kidneys, pass along the ureters to the bladder, and are expelled with the urine. *A fit of the gravel* is the excruciating suffering induced by the passage of gravel from the kidney to the bladder. It is this which my remedies design to relieve, as well as to change the diathesis of the system, so as to prevent their further formation in the kidneys.

Treatment.—During the "fit," give the patient two *Antispasmodic Pills*, No. 61, every three hours, and apply, over the region of the kidneys, *Dr. Pereira's Anti-Pain Liniment*, No. 21, several times a day. Also, let the patient drink freely of mucilaginous drinks, such as slippery-elm-water, gum-arabic-water, flax-seed tea, etc. To change the lithic diathesis of the system, and thus prevent the return of the "gravel," the patient should take a tablespoonful of *Dr. Freese's Calculi Mixture*, No. 6, twice a day.

GREEN SICKNESS.—See *Chlorosis*.

GUNPOWDER BURNS.—When writing of burns and scalds, I forgot to mention any thing about such burns as are caused by the explosion of gunpowder; and, as these need a peculiar treatment, I have thought proper to add this special paragraph. The following will be found the proper and best

Treatment.—The grains of powder should be picked out as thoroughly as possible, and the parts well washed with castile soapwater; after which *Dr. Bell's Healing Ointment*, No. 12, should be applied and re-applied, until a perfect cure is effected.

HÆMATEMESIS—Bleeding from the Stomach.—This may take place either from an *ulceration* of the stomach, or, what is far more common, by *exhalation*. If from the first cause, the blood issuing from the ruptured blood-vessel will come forth in large quantities suddenly and with but little or no premonition; whereas in hemorrhage from the stomach by exhalation, the quantity is small and rises frequently with the spittle. In either case the indications are to stop the bleeding as soon and as effectually as possible, and then, by continued treatment, to heal up the ulcerated or exhaling parts, to do all of which the following will be found the best

Treatment.—If called upon just at the time of a “gush,” give the patient four *Hemorrhagic Pills*, No. 65, followed, in ten minutes, with a teaspoonful of table-salt, dissolved in a half glass of water. Repeat if necessary. To stop the habitual discharge, give the patient two of *Dr. Koop's Hemorrhagic Pills*, three times a day, for weeks or months. Great care should be taken as to the food of the patient, not to take any thing into the stomach that might possibly irritate.

HÆMOPTYSIS—Bleeding from the Lungs.—The blood in this disease, instead of coming from the stomach, as in *Hæmatemesis*, comes from the mucous membrane of the lungs, and is characterized by the expectoration of more or less *florid* and *frothy* blood. It is generally preceded or accompanied by a cough, a feeling of faintness, sense of heat

in the chest, etc. It is, in many cases, a precursory symptom of consumption, and needs prompt and continued treatment to arrest it. From all that I have heard, read, and experienced, I believe the following to be the very best

Treatment.—To stop a “gush,” the same treatment is necessary in this as above recommended for Hæmatemesis. To cure the habitual bleeding, the patient should take two of the *Hemorrhagic Pills*, No. 65, before each meal; and each night, on retiring, a tablespoonful of the *Expectorant Mixture*, No. 8.

HEMORRHAGES—*Spontaneous Bleeding.*—This affection may be a consequence of inflammation or excitement, of obstruction to the return of venous blood, or structural weakness of the blood-vessels, and thinness of the blood. When a consequence of inflammation, it is called *active* Hemorrhage; when of either of the other causes named, it is called *passive*. The bleeding may be from the nose, ears, gums, rectum, or any other mucous or serous membrane.

Treatment.—The patient should take two of *Dr. Koop's Hemorrhagic Pills*, No. 65, before each meal; and each night, on going to bed, a tablespoonful of *Dr. Tweedie's Iron Tonic Mixture*, No. 37. Every possible means should be used to promote the patient's general health, such as bathing, proper exercise, generous diet, quietness of mind, abstinence from liquors, etc.

HEMORRHOIDS—*Piles.*—This painful and troublesome affection usually commences with pains in the loins, stupor of the lower limbs, and uneasiness in the abdomen and rectum, with more or less gastric, cerebral, and, indeed, general disorder. Then follows tubercles, or excrescences, around the margin of the anus, which occasionally discharge mucous or blood. In “*blind Piles*,” the excrescences are within the rectum, and hence can not be seen by an external examination, although they may be felt, or readily examined with an anal speculum. They should never be neglected, as the worst forms of fistulæ sometimes follow the Piles. From considerable experience and much reading on the subject, I think the following to be the very best

Treatment.—Three times a day the patient should take one of the *Hemorrhagic Pills*, No. 65; and, morning and night, he should cleanse the anus thoroughly with castile soap water; and, after drying the parts well, by gentle pressure with a soft linen cloth, he should apply plentifully *Dr. Foy's Pile Ointment*, No. 16. Should the bowels be, or become, costive, they must be opened gently with the *Cathartic Pills*, No. 2.

HAIR, LOSS OF.—From various causes effecting the scalp and bulbulous glands of the head, the hair will sometimes commence to come out; and, unless remedies are used to prevent it, the whole scalp may become perfectly bald—a result which is always to be avoided, if possible. The following will be found the best

Treatment.—Apply, twice a day, *Dr. Morfit's Shampoo Liquid*, No. 52; and, after rubbing it *thoroughly* through the hair, until a lather is formed, wash off the head with cold water. This treatment will not only prevent baldness, by removing the dandruff and revivifying the bulbs of the hair, but, in a large majority of cases, if used sufficiently long, it will *restore the hair* to a perfectly bald scalp.

HAIR, TO REMOVE.—There are certain parts of the head and face on which it is natural for the hair to grow; but sometimes it will take strange freaks, and grow far down the neck, or on parts of the forehead and face, which is very objectionable, and hence should be removed. The shaving or cutting it off only makes it to grow more profusely; to remove it effectually, I would recommend the following

Treatment.—Rub a little of *Dr. Boudett's Depilatory Powder*, No. 75, with water—apply to the part, and remove the hair, in a minute or two, with a wooden knife.

HALF-PALSY.—See *Hemiplegia*.

HAY ASTHMA.—See *Fever, Hay*.

HAY FEVER.—See *Fever, Hay*.

HEADACHE.—See *Cephalalgia*.

HEAD, AFFECTIONS OF.—See *Brow Ague*, *Cephalæa Spasmodica*, *Cephalalgia*, *Coryza*, *Hemicrania*, and *Porrigio*.

HEARTBURN.—See *Cardialgia*.

HEART, PALPITATIONS OF.—This troublesome affection may be either idiopathic or symptomatic; that is to say, it may be from actual disease of the heart, or a symptom of some other diseased organ. If the sensation be constant, or nearly so, with an intermittent pulse; a sense of languor, or faintness; a feeling of constriction on the left side of the chest; then we may conclude that the organ itself is affected, and no time should be lost in its speedy and persevering treatment. Among the many remedies recommended, I think the following the best and most efficacious

Treatment.—Give the patient a teaspoonful of *Dr. Magendie's Heart Disease Mixture*, No. 53, morning and evening; and, upon going to bed, have him take one of *Dr. Sainte Marie's Antispasmodic Pills*, No. 61. It is sometimes necessary to continue this remedy for weeks or months before a complete cure is effected, especially if the palpitations depend upon a hypertrophy of the heart.

HEART DISEASE.—See *Heart, Palpitations of*.

HECTIC FEVER.—See *Fever, Hectic*.

HEMICRANIA—*Sun-pain*.—The word hemicrania is from two Greek words, signifying “half-cranium,” because the pain is always confined to *one-half* the head. It is almost always of an intermittent character—at times continuing only as long as the sun is above the horizon; and hence sometimes called “sun-pain.” The following is the very best

Treatment.—Give a full dose of *Dr. Freese's Cathartic Pills*, No. 2; apply *Dr. Pereira's Anti-Pain Liniment*, No. 21, to the painful parts; and in four hours from the time of taking the pills, commence with the *Periodic Mixture*, No. 38, which give in teaspoonful doses every two hours, until relief is obtained.

HEMIPLEGIA—*Half-Palsy*.—This disease effects one-half of the whole body, producing partial or complete paralysis of the part. It usually arises from a disease in the brain, opposite the side which is paralyzed. The immediate cause is, generally, pressure either by blood effused, or by serum, or by vascular turgescence.

Treatment.—Shave the head on the side *opposite* to the paralyzed side, and apply to it a plaster of *Dr. Wood's Blistering Ointment*, No. 11, which afterward dress with the *Healing Ointment*, No. 12. Give the patient two *Engorgement Pills*, No. 62, every night on going to bed; and apply over the whole palsied side the *Stimulating Liniment*, No. 22. If the case be at all curable, a perseverance in this treatment will effect it.

HEPATITIS—*Inflammation of the Liver*.—The peculiar symptoms of this disease are, pain in the right side, immediately under the ribs, shooting to the back and right shoulder, and increased on pressure; difficulty of lying on the left side; with more or less fever, and sometimes cough and jaundice. It being an inflammatory disease, the treatment should be prompt, active and persevering, until relief is obtained.

Treatment.—Commence with a full dose of *Cathartic Pills*, No. 2, and apply, over the region of the liver, *Dr. Cooper's Glandular Ointment*, No. 13. From thenceforward, use *Dr. Benedict's Anti-Inflammatory Mixture*, No. 41, in teaspoonful doses, and *Dr. Ellis's Liver Pills*, No. 67, in doses of one, alternately, every three hours, until complete relief is obtained. The general antiphlogistic treatment, as to food, etc., should be strictly adhered to throughout the treatment.

HERNIA—*Rupture*.—Any tumor formed by the displacement of a viscus, or portion of a bowel, which has escaped from its natural cavity by some aperture, and projects externally. There are a variety of hernias, but the kind generally met with are such as appear in or near the organs of generation; the "*inguinal*" is the most common. The indications are to replace them to their natural cavity as speedily as possible; apply a bandage or truss to retain

them there, and then use such remedies as will allay inflammation and keep the bowels in *situ*.

Treatment.—If the hernia is irriducible by ordinary manipulation, you must give the patient *Dr. Freese's Liquid Emetic*, No. 1, in teaspoonful doses, until considerable nausea is produced, but not quite to the extent of vomiting; at the same time you must apply to the hernia the moistened *Frigorific Powder*, No. 71. These being done, the hernia can usually be replaced without further difficulty.

To avoid the danger of strangulation from a hernia, the patient should be instructed to take a teaspoonful of the *General Alterative*, No. 80, about a half hour before each meal, and one *Cathartic Pill*, No. 2, every night upon going to bed. In reducible hernia, of course, a truss should be worn.

HERPES—*Tetter.*—A vesicular disease of the skin, in which the vesicles arise in distinct but irregular clusters, which commonly appear in quick succession, and near together, on an inflamed base; generally attended with heat, pain, and considerable constitutional disorder. The well known “ringworm,” is one variety of Herpes, called, technically, “*Herpes Circinatus*.”

Treatment.—*Dr. Guibourt's Herpetic Ointment*, No. 17, should be applied three times a day to the part; and *Dr. Ainslie's Cutaneous Powders*, No. 76, should be given every morning and evening. The diet should be light, stimulating drinks avoided, and general cleanliness strictly enforced.

HERPES CIRCINATTUS.—See *Ringworm*.

HICCOUGH—*Singultus.*—A noise made by the sudden and involuntary contraction of the diaphragm, and the simultaneous contraction of the glottis, which arrests the air in the trachea. It sometimes occurs as a symptom in some other disease, but, frequently, in persons otherwise in good health. The following is the best

Treatment.—Tie a handkerchief tightly around the waist,

and give of *Dr. Dewees's Colic Mixture*, No. 36, a teaspoonful every half hour, until the hiccoughing ceases.

HIP DISEASE—*Coxarum Morbus*.—This is a scrofulous disease, producing caries, and often spontaneous luxation of the head of the *os femoris*—thigh-bone. It is accompanied with severe, aching pain in the hip, extending often to the knee; swelling and redness of the part; and, when far advanced, attended with a low grade of hectic fever. It should be treated, on its first appearance, with promptness and perseverance.

Treatment.—Order a teaspoonful of *Dr. Chelius's Compound Iodine Alterative*, No. 34, before each meal, and one of *Dr. Radius's Bone Restorative Powders*, No. 77, each night, upon going to bed. Three times a day rub well on the diseased hip *Dr. Jones's Strengthening Ointment*, No. 81.

Generous fare, moderate exercise, daily bathings, plenty of fresh, pure air, and cleanliness of person in every respect, should not be forgotten or neglected in this formidable disease.

HARDEOLUM—*Stye*.—This is a small, inflammatory tumor, of the nature of a boil, which exhibits itself near the free edge of the eyelids, particularly near the inner angle of the eye.

Treatment.—The hair which usually projects from the center of the stye should be plucked out, and *Dr. Thompson's Anti-Inflammatory Eye-Water*, No. 60, should be applied to it, three times a day. Cold water cloths, tied upon the eye during the night, are useful in helping to keep down the inflammation.

HOOPING-COUGH.—See *Pertussis*.

HYDRARTHROS.—See *White Swelling*.

HYDRARGYRIASIS.—See *Mercurial Disease*.

HYDROCEPHALUS—*Dropsy of the Head*.—This disease is mostly confined to children, commencing, in many cases,

while yet quite young. The early symptoms are those of general febrile irritation, with headache, intolerance of light and sound, partial or complete delirium, dilated pupil, profound stupor, etc. Sometimes the head commences to enlarge gradually, and continues to progress slowly until relief is obtained, or the sufferer dies. Whether acute or chronic, the treatment should be prompt and persevering, until a certain cure is effected, or the patient sinks.

Treatment.—A teaspoonful of *Dr. Ferriar's Compound Dropsical Mixture*, No. 5, should be given before each meal, and one of *Dr. Schubarth's Engorgement Pills*, No. 62, every night. A blister to the nape of the neck, soaking the feet in hot mustard-water every night, and rubbing the inner side of the thighs with *Dr. Miller's Stimulating Liniment*, No. 22, may sometimes prove of advantage. Keeping the pores of the skin well open, with frequent bathings, is essential, and should not be neglected.

HYDROPHOBIA—*Rabies.*—This terrible affection is caused by the bite of a mad dog, wolf, cat, or fox. It is not known certainly whether any other animals can communicate the virus. The chief symptoms are, a sense of dryness and constriction of the throat; excessive thirst; difficult deglutition; aversion for, and horrors at, the sight of liquids, as well as of brilliant objects; red, animated countenance; great nervous irritability; frothy saliva; grinding of the teeth, etc.

Treatment.—When this affection once really commences to show itself, but little or nothing can be done. I would suggest, however, the use, in large doses, of the *Asthmatic Mixture*, No. 30, and the *Antispasmodic Pills*, No. 62. To eradicate the poison from the system, (before hydrophobia comes on,) the patient should take a teaspoonful of *Dr. Chelius's Compound Iodine Alterative*, No. 34, before each meal, and *Dr. Taylor's Poison Antidote Powder*, No. 79, every night before retiring.

HYDROTHORAX—*Dropsy of the Chest.*—The symptoms peculiar to this, are the same as those in dropsies generally; the difference being, that here the effusion is in the chest or breast, instead of the abdomen or any other organ. A

sinking sensation in the chest, and fluctuations perceptible in the chest, are particularly characteristic symptoms.

Treatment.—A half hour before each meal, and on going to bed, the patient should take a spoonful of *Dr. Ferriar's Compound Dropsical Mixture*, No. 5, in a little water. The whole chest should be well rubbed every day with the dry hand, or a dry flannel cloth, and, after each rubbing, *Dr. Miller's Stimulating Liniment*, No. 22, should be applied to the sternum, (breast-bone,) and about two inches on either side. The diet should be of meats, wheat bread, beans, rice, etc.; watery vegetables should be avoided, and as little of fluids taken as the patient can well get along with.

HYPOCHONDRIA—*Hypo—Low Spirits.*—This singular disease (for disease it is, although rather of the *mind* than the body,) is characterized by disordered digestion, without fever or local lesion; flatulence; extreme increase of sensibility; palpitations; *illusion of the senses*; exaggerated uneasiness of various kinds, but chiefly in what regards the health. A hypochondriac may be perfectly sane upon all other subjects except the particular one about which he feels and talks incessantly.

Treatment.—Give one of *Dr. Augustin's Mania Pills*, No. 68, and two of *Dr. Sainte Marie's Antispasmodic Pills*, No. 61, every night upon going to bed. Should this not succeed after a month's trial, endeavor to frighten the patient terribly by heating a large flat-iron red hot, and make a motion as if you were about applying it to some part of the body. Patients have been frequently cured in this way, after all other efforts had failed.

HYPOPYON—*Lunella.*—This is a disease of the eye, in which pus is formed under the cornea; and hence its name. Behind the cornea is seen a kind of whitish crescent, that rises, more or less, before the pupil, and closes it entirely, or in part. Considerable inflammation attends it.

Treatment.—The patient should take, three times a day, in teaspoonful doses, *Dr. Chelius's Compound Iodine Alterative*, No. 34; and twice a day, *Dr. Ellis's Alterative Eye-Water*, No. 57, should be applied to the eye with a

camel's hair pencil. Every effort should be made to promote the general health.

HYSTERIA—*Hysterie Fit*.—This disease usually occurs only among women, although well marked cases have been seen among the male sex. It generally occurs in paroxysms, the principal characters of which consist in alternate fits of laughing and crying, with a sensation as if a ball set out from the uterus and ascended toward the stomach, chest, and neck, producing a sense of strangulation. If the attack be very severe, there is sometimes a loss of consciousness, although not generally so. The indications are, to give such remedies as will shorten the immediate attack, and then steadily pursue a treatment to prevent its return. The following is the best and most reliable

Treatment.—If called to see the patient while laboring under a "fit," give her at once, four of *Dr. Sainte Marie's Antispasmodic Pills*, No. 61, and apply freely to the nose *Dr. Phæbus's Syncopean Salts*, No. 74. This will generally be sufficient to relieve the patient; but, in order to prevent a return, the patient should take one of the *Antispasmodic Pills*, No. 61, every night and morning, for several weeks or months, together with a tablespoonful of *Dr. Tweedie's Iron Tonic*, No. 37, at noon. By these means the nervousness and atonic condition of the patient will be effectually relieved.

HYSTERIC FIT—See *Hysteria*.

ICTERUS.—See *Jaundice*.

ILIUS—*Intestinal Intersusception*.—This is a very severe and dangerous disease, the characteristic symptoms of which are, deep-seated pain of the abdomen; vomiting of fecal matter from the mouth, or, as it is generally called, "stercoraceous vomiting;" and obstinate constipation. It is caused by hernia obstructing the passage of feces through a part of the intestinal canal, or intersusception of the bowel.

Treatment.—A large dose of *Dr. Freese's Cathartic*

Pills, No. 2, should be, at once, given, followed by diluent drinks in abundance, and repeated, until all hopes of forcing a passage with medicines is gone. At the same time, large hop or bread and milk poultices should be kept upon the bowels. Should this fail, the swallowing of a silver, or even a lead bullet, may be tried, together with repeated injections of salt, soap, and water. Bleeding may sometimes be necessary.

IMPETIGO—*Crusted Tetter*—*Scall*—*Cow-rap*.—This is a cutaneous affection, distinguished by small patches of rough, amorphous scales, scattered over the skin. It is unaccompanied with fever, not contagious, or communicable by inoculation.

Treatment.—Order one of *Dr. Ainslie's Cutaneous Powders*, No. 76, to be taken twice a day, in milk or molasses; and *Dr. Guibourt's Herpetic Ointment*, No. 17, applied to the parts, morning and night.

INDIGESTION.—See *Dyspepsia*.

INFLAMMATION OF THE INTESTINES.—See *Enteritis*.

INFLAMMATION OF THE STOMACH.—See *Gastritis*.

INFLAMMATION OF THE LIVER.—See *Hepatitis*.

INFLAMMATION OF THE IRIS.—See *Iritis*.

INFLAMMATION OF THE KIDNEY.—See *Nephritis*.

INFLAMMATION OF THE EYE.—See *Ophthalmia*.

INFLAMMATION OF THE EAR.—See *Otitis*.

INFLAMMATION OF THE PERIOSTIUM.—See *Periostitis*.

INFLAMMATION OF THE PLEURA.—See *Pleuritis*.

INFLAMMATION OF THE LUNGS.—See *Pneumonia*.

INFLAMMATION OF THE TONSILS.—See *Tonsillitis*.

INFLUENZA—*A Severe Form of Catarrh.*—See *Catarrh*.

INTERMITTENT FEVER.—See *Fever Intermittent*.

INSECTS, POISON OF.—The sting and poison of insects are not generally very dangerous, nevertheless instances are upon record where persons have died from the effects. The severe pain alone is sufficient reason for employing proper remedies to relieve your patient.

Treatment.—The sting should be extracted, if possible, after which *Dr. Taylor's Poison Antidote Liniment*, No. 20, should be applied to the parts frequently, until all pain has subsided. If, however, any constitutional symptoms should supervene, give *Dr. Taylor's Poison Antidote Powders*, No. 79, every six hours, until danger is passed.

INTESTINAL INTERSUSCEPTION.—See *Ilius*.

IRITIS—*Inflammation of the Iris.*—This is a disease of the eye, the chief symptoms of which are, change in the color of the iris; fibres less movable; tooth-like processes shooting into the pupil; pupil contracted, and the ordinary signs of inflammation of the eye.

Treatment.—Take a teaspoonful of *Dr. Chelius's Alterative*, No. 34, three times a day; and twice a day apply to the eye, with a camel's hair pencil, *Dr. Thompson's Anti-Inflammatory Eye-Water*, No. 60.

ISCHURIA — *Stoppage of Urine.*—This is a disease in which the patient is unable to pass the urine, although it may have accumulated in large quantities in the bladder. This causes great pain and distress to the patient, distention of the bladder, general irritation of the system, etc. The following will be found the best

Treatment.—Give the patient one of *Dr. Freese's Diuretic Powders*, No. 4, in a glass of barley-water, every two hours; apply *Dr. Miller's Stimulating Liniment*, No. 22, over the region of the kidneys and small of the back, and let a small stream of cold water fall on the region of the bladder, from a pitcher held some distance above. This treatment, in nineteen cases out of twenty, will succeed;

but if it fails, then the last resort is to draw the water from the bladder by means of the catheter.

ITCH—*Psora*—*Scratch*.—This is a contagious eruption of very minute pustular pimples, generally showing itself first in the spaces between the fingers, then on the back of the hands, wrists, elbows, axillæ, groins, hams, etc., and rarely effects the face. It is communicable by contact. The following will be found an efficacious

Treatment.—Apply, directly to the parts affected, *Dr. Swediaur's Itch Ointment*, No. 18, twice a day, and give a *Cutaneous Powder*, No. 76, before each meal. The *Itch Ointment* alone will cure; but it is better to give also the *Cutaneous Powders*, in order to rid the system of its impurities.

JAUNDICE—*Icterus*—*Yellows*.—The principal symptom of this disease is yellowishness of the skin and eyes, with white fæces, and high-colored urine. It can generally be cured without difficulty, but, if neglected, it may assume a dangerous character, and result even in death. The remedies should be continued until the yellowness has disappeared.

Treatment.—Open the bowels with a dose of the *Cathartic Pills*, No. 2; after which give one of *Dr. Ellis's Tonic Alterative Liver Pills*, No. 67, before each meal, and a tablespoonful of *Dr. Smith's General Alterative*, No. 80, before going to bed. Pursue this treatment steadily until complete relief is obtained.

JOINTS, AFFECTIONS OF.—The joints are liable to a number of scorbutic affections, causing them to swell, become inflamed, pain, etc. By prompt treatment these beginnings of serious disease may easily be arrested, and to effect this I would recommend the following

Treatment.—Before each meal order the patient a teaspoonful of *Dr. Chelius's Compound Iodine Alterative*, No. 34; and apply *Dr. Miller's Stimulating Liniment*, No. 22, twice a day, to the swollen joints, wrapping them up, each time thereafter, in carded cotton or dry flannels.

KIDNEY AND BLADDER, AFFECTIONS OF.—See the *Calculi; Diabetes; Gravel; Ischuria; Kidney, Bright's Disease of; Strangury; Urine, Incontinence of, and Retention of.*

KIDNEY, BRIGHT'S DISEASE OF THE.—Dr. Bright, of London, was the first to give a careful description of this disease; and hence its name. The disease is a granular one, of the cortical part of the kidney, which gives occasion to the secretion of urine that contains albumen, is of less specific gravity than natural, and sometimes destroys life by inducing other diseases.

Treatment.—*Dr. Freese's Diuretic Powders*, No. 4, should be taken before each meal; a tablespoonful of *Dr. Smith's General Alterative*, No. 80, before going to bed; and, twice a day, the region over the kidneys should be rubbed with the *Stimulating Liniment*, No. 22.

Eggs, or any thing else containing an excess of albumen, should be avoided; otherwise the diet should be generous, and every possible means used to promote the general health.

LABOR—LABOR PAINS.—Sometimes the expulsive efforts of the womb are insufficient to expel the child, owing to atony of the organ, or general debility of the whole system. Under such circumstances remedies should be given the patient to assist in the efforts of nature. From much experience and reading, I believe the following to be the best

Treatment.—From the moment labor commences, give the patient one of *Dr. Wirt's Parturient Powders*, No. 33, every hour, until the foetus is completely delivered. If the presentation should be unnatural, of course the powders should be laid aside, until, by proper manipulations, the foetus is made to assume a right position.

LARYNGITIS.—This is an inflammation of the larynx, and is distinguished by pain in the part, a sort of choking sensation in the throat, with considerable expectoration of coagulable lymph. This, like all inflammations of the throat, is a dangerous disease, and requires most active treatment.

Treatment.—An active dose of *Cathartic Pills*, No. 2,

should be given, followed by occasional doses of the *Fluid Cathartic*, No. 3, in order to keep the bowels gently soluble. *Dr. Freese's Expectorant Mixture*, No. 8, should be given, in tablespoonful doses, every three hours; and twice a day the throat should be well gargled with a dilution, made by putting two tablespoonfuls of *Dr. Swediaur's Mouth-Wash*, No. 40, in a pint of cold water.

LEAD COLIC.—See *Colica Pictonum*.

LEUCORRŒA—*The Whites*.—This is a disease of the genital organs of the female, and is distinguished by the flowing of a white, yellowish, or greenish mucus from the vagina; hence its name, "*fluor albus*," and "whites."

It is sometimes attended with pain and a sense of heaviness in the loins, abdomen, and thighs; while, in other cases, very little pain, if any, is felt, and the general health seems scarcely to be effected by it. However, the best plan is, to give it early and persevering attention until cured, lest the general system might be seriously affected by it. The following will be found the very best

Treatment.—Give the patient three of *Dr. Radius's Antichlorotic Pills*, No. 66, morning and night; and twice a day have her syringe the vagina with a dilution, made by putting one tablespoonful of *Dr. Swediaur's Mouth-Wash*, No. 40, in a pint of pure rain-water. This treatment, if persevered in, will effectually cure every case.

LEPRA—*Leprosy*.—*Lepa vulgaris* consists in red, scaly patches, of various dimensions, but always affecting a circular or elliptical shape, and scattered over different parts of the body. Beginning, usually, on the limbs, near the joints, the eruptions gradually enlarge, spread, and multiply in number, and extend along the extremities to the trunk. The eruption is seldom or never seen on the hairy scalp, or upon the hands. It is no longer deemed incurable, but will generally yield to the following

Treatment.—Teaspoonful doses of *Dr. Chelius's Compound Iodine Alterative*, No. 34, should be taken before each meal; and *Dr. Guibourt's Herpetic Ointment*, No. 17, applied to the affected parts, twice a day.

LEPROSY—See *Lepra*.

LEUCOPHLEGMATIA.—See *Anasarca*.

LICHEN—*Lichenous Rash*.—This is a disease of the skin, usually affecting adults only, although instances are recorded of its attacking children. It consists of an extensive eruption of small, red pimples, accompanied with a troublesome sense of tingling or pricking. It is usually attended with more or less general derangement of the system, and nearly always terminates in scurf. Medical writers have made this disease into a number of varieties; but as the same general treatment is applicable to all, I shall not stop to designate the varieties.

Treatment.—Give the patient one of *Dr. Ainslie's Cutaneous Powders*, No. 76, morning and night; and, three times a day, apply *Dr. Clymer's Glycerin Lotion*, No. 48. This treatment, if faithfully pursued, will cure all varieties of Lichen.

LIPS, EXCORIATION OF.—The lips are subject to excoriation from exposure to wind, cold, and various other causes. Treatment should be immediately instituted, not only to allay the pain, but to prevent the mere excoriation from assuming an aggravated, or even worse form of disease. The following is the best

Treatment.—If it be simply an excoriation from exposure to wind, cold, etc., the application of *Dr. Nieman's Lip Salve*, No. 19, three times a day will be sufficient. If it amount to real inflammation and ulceration, *Dr. Guibourt's Herpetic Ointment*, No. 17, will have to be used in addition.

LIVER, AFFECTIONS OF.—The liver, being the largest and most important gland in the body, is subject to various diseases—one of which I have already described under the head of HEPATITIS. In addition to this, we have *Abscess*, *Cirrrose*, *Fatty Degeneration*, and *Suppuration*. On the principle that “an ounce of prevention is worth a pound of cure,” I would recommend the following treatment, not as curative to the above named affections, when once fully

established, but as a cure for the first invasion and further development; and, of course, if the first symptoms are promptly met and overcome, the further tendency will be to a healthy restoration of the organ, instead of a further development of disease.

Whenever, therefore, a patient feels a dull, heavy aching in the right side, immediately under the ribs, a feeling of general languor and restlessness, a bad taste in the mouth, accompanied with more or less "furring" of the tongue, let him at once resort to the following

Treatment.—Before each meal let him take one of *Dr. Ellis's Tonic, Alterative Pills*, No. 67; and, about once a week, a mild dose of the *Cathartic Pills*, No. 2.

Frequent bathings, a fair amount of exercise, and prudent diet, are very essential in bringing the system back to a state of health.

LOCKJAW.—See *Trismus*.

LOSS OF HAIR.—See *Hair, Loss of*.

LOW SPIRITS.—See *Hypochondria*.

LUMBAGO.—The name given this disease is really from *lumbi*, the loins, because the disease is really a *rheumatism affecting the lumbar region*; the symptoms of which are—severe, aching pains in the small of the back, sometimes more and sometimes less severe; at times accompanied with inflammatory symptoms, and at other times none at all. The disease is frequently a tedious one, but will generally yield to the following, faithfully pursued

Treatment.—Give the patient a teaspoonful of *Dr. Bird's Rheumatic Mixture*, No. 42, before each meal; and two of the *Antispasmodic Pills*, No. 61, each night, upon going to bed. Apply the *Anti-Pain Liniment*, No. 21, to the loins three times a day.

LUNELLA.—See *Hypopyon*.

LUNGS, AFFECTIONS OF.—See *Phthisis or Consumption, Hæmoptysis, Pneumonia*.

MALIGNANT PUSTULE.—See *Charbon*.

MAMMÆ, AFFECTIONS OF.—The female breasts are liable to a number of diseases, the most common of which are *Abscess* and *Cancer*. I have already spoken of the latter, and will now speak only of MAMMARY ABSCESS. This affection usually supervenes soon after confinement, and commences with a chill, followed with fever; a hard feel in the breast; pain, first dull, then sharp and lancinating; swelling; some redness, and unless resolution is soon produced, pus will be formed, and may easily be detected by its fluctuating under the touch. The following is the very best

Treatment.—A soft piece of linen, with a hole for the nipple, sufficiently large to cover the whole breast, should be spread with *Dr. Druitt's Abscess Ointment*, No. 14, and applied, and re-applied thrice a day. One of *Dr. Nieman's Milk Powders*, No. 70, should be given every morning and night, and the milk sucked, or drawn with a breast-pump from the breast twice or thrice a day. *Dr. Ramsbotham's Mammary Liniment*, No. 25, should also be applied occasionally, especially if there be much pain.

MANIA.—This is a nervous affection, producing disorder of the intellect, in which there is erroneous judgment or hallucination, which impels to acts of fury. When directed to a single object, it is called *monomania*; but, when general, it is called mania. Medical treatment has not, thus far, affected much good in this sad ailment; but, as cases are upon record where good has been effected by it, I would recommend the following treatment, before resorting to that of separation or close confinement:

Treatment.—Prescribe two of *Dr. Augustin's Mania Pills*, No. 68, before each meal-time. A long or short continuance of this treatment will sometimes effect a perfect cure. Of course, every means should be used, in addition, to promote the general health.

MANIA-A-POTU.—See *Delirium Tremens*.

MEASLES—*Reubeola*.—This affection begins with lassitude, shivering, heat of skin, acceleration of pulse, ano-

rexia, and thirst. The eyes become vascular and watery, and the eyelids heavy, turgid, and red. Many of the early symptoms are much the same as those of an ordinary catarrh or cold. About the fourth day the eruption makes its appearance, consisting at first of minute papulæ, and, as they multiply, coalesce into blotches, which cover the face and arms, and then proceed over the body and down the lower extremities. The disease is contagious.

Treatment.—Open the bowels gently by using *Dr. Freese's Cathartic Liquid*, No. 3; after which give, alternately, every four hours, the *Fever Mixture*, No. 7, and the *Expectorant Mixture*, No. 8. Continue these medicines until the patient is completely convalescent. The free application of cold air to the surface, which is so beneficial in small-pox, and in some other of the exanthematous diseases, would in measles be *unsafe*, on account of the pectoral symptoms. The patient should drink freely of warm teas, and observe the general antiphlogistic regimen throughout.

MENORRHAGIA—Menorrhœa.—Too great in quantity, too long continuing, or too often returning menstruation. The definition which I have above given of this affection will sufficiently explain its symptoms and characteristics; every female will understand it.

Treatment.—Give two of *Dr. Koop's Hemorrhagic Pills*, No. 65, before each meal; and a tablespoonful of the *Iron Tonic*, No. 37, on going to bed. Continue this treatment until entire relief is obtained.

MERCURIAL DISEASE—Hydrargyriasis—Eczema Mercuriale.—This disease is brought on by an abuse, or inappropriate use of mercury. It is characterized by an eruption of vesicles—sometimes by sores, or ulcers on the shins or other parts of the body. The affection may attack almost any part of the body, and have almost all kinds of symptoms. It may be exceedingly severe, even fatal; or very slight, and easily cured.

Treatment.—Give a table-spoonful of *Dr. Dzondi's Anti-Mercurial Mixture*, No. 54, before each meal; and apply *Dr. Guibourt's Herpetic Ointment*, No. 17, to erup-

tions of the skin, if there be any. If there be ulcers, apply to them, twice a day, *Dr. Bell's Healing Ointment*, No. 12. This treatment should be persevered in, until the poisonous effect of the mercury is completely eradicated from the system.

MILK, TO INCREASE SECRETION OF.—It sometimes happens, from various causes, that a sufficiency of milk is not secreted in the breasts of the mother to nourish the child, and, for the sake of both mother and child, this condition of things should be remedied as speedily as possible; for which I would recommend the following

Treatment.—Give *Dr. Nieman's Milk Powders*, No. 70, three times a day; and twice a day apply to the breasts the *Mammary Liniment*, No. 25.

MILK, TO RETARD SECRETION OF.—On the other hand, it sometimes happens that too great a quantity of milk is secreted; or, it may be desirable to entirely stop the secretion, owing to the death of the child, or delicate health of the mother.

Treatment.—Give the patient, morning and evening, two of *Dr. Bories's Anti-Secretory Milk Pills*, No. 69; and apply to the breasts, once a day, *Dr. Chelius's Stimulo-Astringent Lotion*, No. 23.

MILK THRUSH.—See *Aphthæ*.

MOUTH, AFFECTIONS OF.—The mucous membrane of the mouth and throat is liable to a number of diseases, among which may be mentioned, *Ulceration*, *Venereal Ulcers*, *Inflamed Fauces*, *Aphthous Sore Mouth*, *Scorbutic Condition of the Gums*, etc., all of which require a wash or gargle. Some of them, also, require additional treatment, which will be mentioned under the appropriate head. In all cases where a gargle or wash is needed, the following is the best

Treatment.—Apply, thrice a day, with a swab, or by gargling, *Dr. Swediaur's Mouth Wash*, No. 40; and, if the cause be too great acidity in the stomach, (as is frequently the case,) the patient should take teaspoonful

doses of *Dr. Simms's Antacid Mixture*, No. 31, twice a day.

MOUTH, AFFECTIONS OF.—See *Aphthæ*, *Cancrum Oris*, and *Salivation*.

MOLLITIES OSSIIUM—*Softening of the Bones*.—This is a rare affection, in which the bones are deprived of their salts, particularly of the phosphate of lime, and consist only, or mainly, of gelatin; hence, they acquire a degree of suppleness which renders them unfit for the performance of their functions. The cure is necessarily slow, and the treatment must be persevered in for a long time, and kept up with the regularity of clock-work.

Treatment.—Give the patient one of *Dr. Radius's Bone Restorative Powders*, No. 77, before each meal; and, each night, on retiring, let him take a tablespoonful of *Dr. Tweedie's Compound Iron Tonic*, No. 37.

Generous diet, frequent bathings, plenty of fresh, pure air, and moderate exercise, should not be forgotten or neglected.

MUSCLES, RIGIDITY OF.—From long inactivity, sub-acute inflammation, habitual spasm, or defective innervation, a muscle may lose its elasticity, and take on a state of rigid atrophy, to cure which, the following will be found the most efficacious

Treatment.—Three times a day rub the part thoroughly with *Dr. Miller's Stimulating Liniment*, No. 22; take teaspoonful doses of the *General Alterative*, No. 80, before each meal; and one of the *Antispasmodic Pills*, No. 61, each night, upon retiring.

NAUSEA.—A feeling of languor and sickness, with a disposition to vomit. It may arise from improper food taken into the stomach, from inactivity in the digestive function, etc., etc. In diseases of excitement, medicines are given to produce this very condition; but, at other times, it is unnatural, and should be remedied.

Treatment.—In ordinary cases, *Dr. Dewees's Anti-Emetic Mixture*, No. 45, in tablespoonful doses, will be

sufficient; but, if the nausea should be owing to indigestible food in the stomach, the sooner it is expelled the better, to do which, use *Dr. Freese's Liquid Emetic*, No. 1, until free emesis is induced.

NEPHRITIS—*Inflammation of the Kidneys*.—This disease is characterized by acute pain, burning heat, and a sensation of weight in the region of one or both kidneys, suppression or diminution of urine, fever, dysuria, ischuria, constipation, more or less obstinate, retraction of the testicle, and numbness of the thigh of the same side.

Treatment.—*Dr. Benedict's Anti-Inflammatory Mixture*, No. 41, and the *Diuretic Powders*, No. 4, should be used alternately, every four hours; while *Dr. Cooper's Glandular Ointment*, No. 13, should be rubbed over the region of the kidneys once a day. The general antiphlogistic regimen should be strictly observed.

NETTLE RASH.—See *Urticaria*.

NEURALGIA—*Nervous Pain*.—Medical writers have divided Neuralgia into sixteen varieties, named from the particular locality of each. The chief symptom is, a very acute pain, exacerbating or intermittent, which follows the course of a nervous branch, extends to its ramifications, and seems, therefore, to be seated in the nerve.

Treatment.—Apply, over the seat of pain, several times a day, *Dr. Pereira's Anti-Pain Liniment*, No. 21; and give the patient two *Antispasmodic Pills*, No. 61, every two hours, until entire relief is obtained.

NEURALGIA FEMORO-POPLITEA.—See *Sciatica*.

NERVOUS DISORDERS.—The nervous system is liable to a variety of affections which, when connected with some particular part or organ, have received various names. It is a general disorder, or irritability of the whole system, for which I would here prescribe.

Treatment.—The *Antispasmodic Pills*, No. 61, the *Neuralgic Mixture*, No. 29, and the *Anti-Pain Liniment*, No. 21, are the three appropriate remedies for all kinds of

nervous disorders, the dose and quantity being in proportion to the amount of ailment.

NERVOUS AFFECTIONS.—See *Neuralgia, Chorea, Brow Ague, and Sciatica*.

NIPPLES, EXCORIATED.—Excoriations and chaps about the nipples not only cause great pain and inconvenience in suckling, but are a frequent cause of acute inflammation, by deterring the mother from allowing the child to suckle so freely as it ought.

Treatment.—Apply, three times a day, *Dr. Clymer's Glycerin Lotion*, No. 48. Before each application, wash the nipple carefully with warm castile soap-water.

NYCTALOPIA—The faculty of seeing during the night, with privation of the faculty during the day. It effects both eyes at once, when idiopathic. It is a disease of nervous irritability, and one of excitement of the visual nerve in particular.

Treatment.—Before each meal, instruct the patient to take a teaspoonful of *Dr. Smith's General Alterative*, No. 80; and each night, on retiring, let him take one of the *Antispasmodic Pills*, No. 61.

ŒDEMA—*Phlegmatia*.—Swelling, produced by the accumulation of a serous fluid in the interstices of the cellular texture. This swelling is soft, yields under the finger, preserves the impression for some time, and is pale and without pain.

Treatment.—Apply, three times a day, *Dr. Miller's Stimulating Liniment*, No. 22, and keep up moderate pressure on the parts, by means of a compress and roller bandage.

ONYCHIA MALIGNA.—This is a peculiar, unhealthy ulcer, occurring at the root of the nail, either of the fingers or toes, but more frequently of the latter. It commences with a deep, red swelling, and an oozing of a thin ichor from under the fold of the skin, at the root of the nail. It is generally extremely painful, especially at night.

Treatment.—Apply *Dr. Freese's Escarotic Ointment*, No. 15, until the ulcer assumes a healthy appearance, when this should be laid aside, and *Dr. Bell's Healing Ointment*, No. 12, applied until an entire cure is effected.

OPHTHALMIA—*Inflammation of the Eye.*—Surgical writers generally make seven varieties of Ophthalmia, dependent for names on the particular cause, age of patient, or extent of the inflammation. The general symptoms of Ophthalmia are, smarting, heat, stiffness, and dryness of the eye, with a feeling as though dust had got into it; the conjunctiva of a bright, scarlet redness; slight intolerance of light, and flow of tears on exposure of the eye, and more or less headache and fever. Ophthalmia may be caused by *local irritation, disorder of the digestive organs*, or cold and damp.

Treatment.—Open the bowels freely with the *Cathartic Pills*, No. 2, bathe the feet in hot mustard-water, every night, and apply, thrice a day, *Dr. Lawrence's Ophthalmic Eye-Water*, No. 58.

OPIUM, POISONING BY.—As this drug is so much used, I think it proper to prescribe an *antidote* for it—the condition caused by an overdose of the drug, is called *narcotism*.

Treatment.—Give the patient one of *Dr. Taylor's Poison Antidote Powders*, No. 79, every hour, and make him to drink very freely of strong coffee. Continual efforts should be made to keep the patient aroused, by rubbing him, slapping him on the back, throwing cold-water in his face, etc.

OTALGIA.—See *Ear-ache*.

OTITIS—*Running at the Ears.*—Discharge of a purulent or puriform liquid from the *meatus auditorius externus*. The discharge may come from the middle or internal ear, or even from the brain. It is not generally attended with much pain.

Treatment.—Twice a day inject into the ear tepid castile soap water; and an hour after each injection drop five drops of *Dr. Pierquin's Anti-Otic Mixture*, No. 39. Continue this treatment alone until completely cured.

OTITIS—*Earache*.—Inflammation of the mucous membrane of the ear, characterized by excruciating pain; intolerable humming in the ear, with a discharge of mucus, generally from the *meatus externus*, or from the eustachian tube. It should receive prompt and continued attention, as it may lead on to complete deafness, unless cured.

Treatment.—Drop ten drops of *Dr. Pierquin's Anti-Otetic Mixture*, No. 39, into the ear; and apply all around the ear, externally, *Dr. Pereira's Anti-Pain Liniment*, No. 21.

OZÆNA.—An affection of the pituitary membrane which gives occasion to a disagreeable odor, similar to that of a crushed bed-bug. It is sometimes owing to a caries of the bone; but, more frequently, to syphilitic ulceration of the pituitary membrane, with or without caries of the bones of the nose.

Treatment.—Give the patient a teaspoonful of *Dr. Chelius's Compound Iodine Alterative*, No. 34, before each meal; and inject into each nostril, twice a day, *Dr. Swediaur's Mouth Wash*, No. 40.

PAINTER'S COLIC.—See *Colica Pictonum*.

PAIN IN THE HEAD.—See *Cephalalgia*.

PALPITATION.—See *Heart, Palpitations of*.

PALATE, FALLING DOWN OF.—*Uvula, Relaxation of*.

PANNUS.—This is a disease of the eye, in which the cornea becomes opaque—the lymph becomes vascular, and one or more vessels run to it from the circumference of the eye, and the corner becomes red and fleshy.

Treatment.—Order teaspoonful doses of *Dr. Chelius's Compound Iodine Alterative*, No. 34, before each meal; and twice a day apply *Dr. Ellis's Alterative Eye-Water*, No. 57. If much inflammation should accompany it, the *Anti-Inflammatory Eye-Water*, No. 60, with frequent bathings with cold water, may be used.

PALSY—*Paralysis*.—Palsy is said to be *local*, when it affects only a few muscles. When it extends to half the body, it is called *hemiplegia*—see *hemiplegia*. It is commonly symptomatic of disease of the brain, or of the nerves themselves. The immediate cause is, generally, pressure, either by blood effused, or by serum, or by vascular turgescence.

Treatment.—Give of *Dr. Radius's Neuralgic Mixture*, No. 29, a teaspoonful three times a day. Keep the bowels gently laxative with *Dr. Freese's Fluid Cathartic*, No. 3; and apply to all the palsied parts the *Stimulating Liniment*, No. 22, three times each day.

PARALYSIS.—See *Palsy*.

PARONYCHIA—*Whitlow*—*Felon*.—This troublesome and exceedingly painful affection, usually begins with a stinging sensation, near the end of the finger, like the pricking of a pin. The pain is deep seated, the part swells, becomes red and inflamed, and, in a few days, when pus has formed, a deep throbbing is felt, synchronous with the palpitations of the heart.

Treatment.—Commence early, and apply the moistened *Frigorific Mixture*, No. 71, several times a day. This will generally drive it away; but, should it still progress to suppuration, then the best treatment is to open it freely to the bone. After it is opened, the proper remedy is *Dr. Bell's Healing Ointment*, No. 12.

PERIOSTITIS.—Inflammation of the membrane which covers the bones, (periosteum,) is not a very common disease, although it is occasionally met with. It commences with tenderness of the affected bone, and severe pain, which begins in the evening, and lasts almost all night, but ceases in the day time. The long bones, and those of head, are most liable to be attacked.

Treatment.—Before each meal the patient should take a teaspoonful of *Dr. Chelius's Compound Iodine Alterative*, No. 34, with one of the *Antispasmodic Pills*, No. 61. Over the affected bone apply the *Anti-Pain Liniment*, No. 21, *pro re nata*.

PERSIAN FIRE.—See *Carbuncle*.

PHTHISIS PULMONALIS—*Consumption*—*Decline*.—So fearfully well is this disease known, that a description of it is hardly deemed necessary; suffice it to say, that it consists in the formation of tubercles within the lungs, which sooner or later inflame and break down—severe fits of coughing come on, especially early in the morning—the expectoration is plainly purulent—night sweats—increasing weakness— hectic fever, etc. The advanced stage of this disease is incurable; when taken in the incipient state I think it can, in a large majority of cases, BE CURED, by faithfully and perseveringly pursuing the following

Treatment.—Take of *Dr. Freese's Expectorant Mixture*, No. 8, a tablespoonful half an hour before each meal; and, upon going to bed, a tablespoonful of *Dr. Brera's Astringo-Tonic Mixture*, No. 43. Bathe in salt water every day, rubbing off well, each time, with a rough towel. Walk always erect, with the chest thrown forward; take moderate exercise; let the diet be generous; keep the feet warm and well shod; avoid going out in damp weather, or taking "colds" in any way.

PHLEGMATIA.—See *Œdema*.

PILES.—See *Hemorrhoids*.

PLEURITIS—*Pleurisy*.—This, in its *acute* form, is one of the most violent of all internal inflammations; known by acute, lancinating pain in one side of the chest, increased by inspiration, by coughing, and often by pressure; inspirations short and frequent; cough dry, and difficulty when lying on the affected side.

In the *chronic* form, vague pains are felt in the chest, with small, dry cough, oppression of internals, shivering, and irregular febrile symptoms.

Treatment.—Open the bowels freely with a dose of *Dr. Freese's Cathartic Pills*, No. 2; after which, take teaspoonful doses of the *Anti-Inflammatory Mixture*, No. 41, every three hours. Sometimes a *large blister* on the affected side is useful; and, in very severe cases, the *taking of blood* freely, from the arm, is quite essential.

PLEURISY.—See *Pleuritis*.

PNEUMONIA—*Inflammation of the Lungs*.—The chief symptoms of this disease are, fever, accompanied by pain, sometimes obtuse, at others acute, in some part of the thorax; pulse more or less quick and hard, according to the violence and extent of the local disorder; pain aggravated by the cough, which, with shortness of breath, exists throughout the disease. At first, the expectoration is difficult and painful, but in the course of a few days, it becomes free, and the oppression of breathing is mitigated.

Treatment.—Give a full dose of *Dr. Freese's Cathartic Pills*, No. 2; after which, give *Dr. Benedict's Anti-Inflammatory Mixture*, No. 41, and the *Expectorant Mixture*, No. 8, alternately, every two hours, until a complete cure is effected. Blisters and bleeding are frequently used in this disease, and may sometimes be of use, although a large proportion of cases will yield to the other treatment alone.

POISONED.—As all persons are liable to be poisoned from taking into the stomach, unintentionally, some substance of a poisonous character, or by taking too much of a substance, which, when taken in proper quantity, is medicinal, and not poisonous—I have thought it proper to prepare a *general* antidote to meet such cases.

Nearly every poison has now its *appropriate* antidote, as has been demonstrated by chemists; but, as even physicians have seldom on hand all the antidotes, I have searched for a *general* one, and shall here give *general directions*, by which nearly every case of poisoning can be readily relieved.

The usual symptoms of poisoning are great heat and pain in the stomach, speedily followed by convulsions, violent crampings, sometimes vomiting, and death, unless quickly relieved.

Treatment.—Fill the stomach, as speedily as possible, with mucilaginous drinks, such as whites of eggs, beat up with milk or water, or slippery-elm water, or gum-arabic water, thus protecting the coats of the stomach from

immediate injury. Give a tablespoonful of *Dr. Freese's Liquid Emetic*, No. 1, every ten minutes, until free vomiting is induced; then commence with *Dr. Taylor's Poison Antidote Powders*, No. 79, and give one powder, every hour, until all danger is passed.

PORRIGO—Scurf, or Scall in the Head.—This disease commences with an eruption of small sores or pustules, the fluid of which soon concretes and separates in innumerable thin, laminated scabs, or scale-like exfoliations. It is attended with a good deal of itching and soreness of the scalp, to which the disease is confined. It may attack either young or old, but occurs chiefly in adults.

Treatment.—Give one of *Dr. Ainslie's Cutaneous Powders*, No. 76, before each meal; and apply, twice a day, to the head, *Dr. Guibourt's Herpetic Ointment*, No. 17. About every third day the head should be thoroughly washed with castile soap water.

PROUD FLESH.—See *Fungous Flesh*.

PRIVATION OF VOICE.—See *Aphonia*.

PRURIGO.—This is one of the diseases of the skin, and a most distressing one, too. Its chief symptom is itching—most intolerable itching—especially upon going to bed. It affects the whole body, and renders the life of the patient miserable, although but little can be seen of it externally, except the effects of scratching by the patient. Some patients never mind it, except when they commence to undress, and after they get into a warm bed, when they feel like scratching themselves to pieces.

Treatment.—Take one of *Dr. Ainslie's Cutaneous Powders*, No. 76, before each meal. Bathe, each night, on going to bed, and, after rubbing off well, apply *Dr. Augustin's Cosmetic Wash*, No. 47, over all the itching parts. A continuance of this treatment for a short time will completely cure.

PSORA.—See *Itch*.

PSORIASIS—*Scaly Tetters*—*Dry Scale*.—A cutaneous affection, consisting of patches of rough, amorphous scales; continuous or of indeterminate outline; skin often chappy. The surface under the scales is more tender and irritable than in lepra, which psoriasis, in some respects, resembles.

Treatment.—*Dr. Ainslie's Cutaneous Powders*, No. 76, should be given, thrice a day, and the affected parts rubbed frequently with the *Glycerin Lotion*, No. 48.

PTYALISM.—See *Salivation*.

PUERPERAL FEVER.—See *Fever, Puerperal*.

PYROSIS—*Waterbrash*.—This affection consists of a hot sensation in the stomach, with eructations of an acrid, burning liquid, that causes a distressing sensation in the parts over which it passes. Generally it is a disease *sui generis*, but occasionally it is symptomatic of organic disease of the stomach.

Treatment.—Teaspoonful doses, thrice a day, of *Dr. Simms's Antacid and Cardialgic Mixture*, No. 31, should be given, which, alone, will generally cure; but should the case prove chronic and very resistant, give the *Mixture*, as before, together with a *Dyspeptic Powder*, No. 72, each night, on retiring.

RABIES.—See *Hydrophobia*.

RACHITIS—*Rickets*.—A disease characterized by crookedness of the long bones; swelling of their extremities; crooked spine; prominent abdomen; large head; and often precocity of intellect. It is accompanied by leanness, general debility, indigestion, and frequently induces atrophy and hectic. Although a formidable disease, it will generally yield to the following continued and persevered in

Treatment.—Before each meal, give the patient one of *Dr. Radius's Bone Restorative Powders*, No. 77; and, upon going to bed, let him take a teaspoonful of *Dr. Chelius's Compound Alterative*, No. 34. The disposition which most children, afflicted with this disease, have of eating slate-stones, coals, chalk, etc., should be allowed;

and the child should be allowed to play out-doors in the dirt to its heart's content. The diet should be generous.

REMITTENT FEVER.—See *Fever, Remittent*.

RHAGADES.—This affection is characterized by fissures and excoriations about the anus, producing the utmost pain during the passage of evacuations, and, if neglected, may lead to spasm and permanent stricture of the sphincter.

Treatment.—Apply, several times a day, *Dr. Clymer's Glycerin Lotion*, No. 48, *around and within* the anus—keeping the parts perfectly clean by the occasional use of castile soap water. During the treatment the bowels should be kept gently relaxed by using the *Fluid Cathartic*, No. 3.

RHEUMATISM.—This painful and troublesome disease usually comes on with the ordinary symptoms of fever; soon after which excruciating pains are felt in different parts of the body, particularly in the larger joints, which are more or less red and swollen—the pain shifting from one to the other, at times with great rapidity. The greatest danger of this disease is, the translation or extension of it to some of the internal organs. In nineteen cases out of twenty, I think it can be speedily cured by the following

Treatment.—Take of *Dr. Bird's Rheumatic Mixture*, No. 42, a teaspoonful every four hours, and, three times a day, bathe the painful parts thoroughly with *Dr. Pereira's Anti-Pain Liniment*, No. 21, wrapping them up, each time thereafter, in soft, carded cotton. As to diet, etc., the general antiphlogistic system should be observed throughout.

RICKETS.—See *Rachitis*.

RICE DISEASE.—See *Cholera*.

RINGWORM—*Herpes Circinatus*.—This is a cutaneous disease, consisting of vesicles with a reddish base, uniting in rings; the area of the rings slightly discolored; often followed by fresh crops.

Treatment.—If they are spread extensively over the

scalp and other parts of the body, the treatment should be, first, to open the bowels freely with the *Fluid Cathartic*, No. 3, and then a *Cutaneous Powder*, No. 76, before each meal, with occasional applications of *Dr. Christison's Ring-worm Lotion*, No. 55. Where the affection is slight, the application of the *Lotion* alone will prove sufficient.

RUBEOLA.—See *Measles*.

RUPTURE.—See *Hernia*.

SALIVATION—*Ptyalism*.—This is a disease affecting the gums and teeth particularly, brought on by the inappropriate use of mercurials. It is characterized by a coppery taste in the mouth, by swelling of the gums, and sometimes by looseness of the teeth.

Treatment.—Give the patient a tablespoonful of *Dr. Dzondi's Anti-Mercurial Mixture*, No. 54, twice a day, and three times a day, apply to the gums, freely, *Dr. Swediaur's Mouth-Wash*, No. 40. Continue the treatment until a perfect cure is effected.

SCALY TETTER.—See *Psoriasis*.

SCALL IN THE HEAD.—See *Porriago*.

SCALL.—See *Impetigo*.

SCALDS.—See *Burns and Scalds*.

SCARLATINA.—See *Scarlet Fever*.

SCIATICA — *Neuralgia Femoro-poplitea*.—This affection is a species of rheumatism, and sometimes called “sciatic rheumatism.” It is characterized by pain, following the great sciatic nerve from the ischiatic notch to the ham, and along the peroneal surface of the leg to the sole of the foot. The cure is generally slow, like other rheumatic affections; but it will almost universally yield to the following

Treatment.—Before each meal, give a teaspoonful of *Dr. Bird's Rheumatic Mixture*, No. 42; and, upon going to bed, two of *Dr. Sainte Marie's Antispasmodic Pills*,

No. 61. Several times a day, apply, to the painful parts, the *Anti-Pain Liniment*, No. 21.

SCRATCH.—See *Itch*.

SCROFULA.—A state of the system characterized by indolent, glandular tumors, chiefly in the neck, suppurating slowly and imperfectly, and healing with difficulty. The internal organs are apt to be attacked in those disposed to scrofula; hence they are often the subjects of phthisis and mesenteric affections.

Treatment.—Give a teaspoonful of *Dr. Chelius's Compound Iodine Alterative*, No. 34, before each meal; and, should any glands be swollen, apply *Dr. Cooper's Glandular Ointment*, No. 13, *pro re nata*.

Generous diet, bathing, gentle exercise, fresh, pure air, and every thing that can, in any way, promote the *general* health should not be forgotten or omitted.

SCURF.—See *Porrigo*.

SCURVY.—In scurvy, the gums are uniformly soft, swelled, and spongy, and bleed readily, marked by extreme debility and dejection of spirits. It is usually brought on by the privation, for a considerable length of time, of fresh, succulent vegetables.

Treatment.—Give tablespoonful doses of *Dr. Smith's General Alterative*, No. 80, before each meal, and allow the patient to drink freely of lemonade; indeed, the lemonade, made strong with the expressed juice of the lemon, should be insisted upon as part of the treatment. Great cleanliness of the body should be strictly observed.

SEA-SICKNESS.—An exceedingly unpleasant nausea, affecting some persons when on the sea. Some it causes to vomit most violently. The following is the best

Treatment.—Take tablespoonful doses of *Dr. Dewees's Anti-Emetic Mixture*, No. 45, every four hours; and, before starting to sea, wet a sheet of fools-cap paper with the *Mixture* and lay it over the pit of the stomach, with another sheet outside to protect the clothing. This will

always, or nearly so, prove an effectual preventive and cure of sea-sickness.

SHINGLES.—See *Zona Ignea*.

SHORTNESS OF BREATH.—See *Dyspnœa*.

SICK HEAD-ACHE.—See *Cephalœa Spasmodica*.

SINGULTUS.—See *Hiccough*.

SLEEPLESSNESS.—From various causes the system may sometimes get into a nervous, irritable condition, whereby complete sleeplessness may be induced. To correct this condition of things, I would recommend the following

Treatment.—Take two of the *Antispasmodic Pills*, No. 61, every three hours until sleep is induced.

SKIN, AFFECTIONS OF.—See *Chicken-Pox*, *Charbon*, *Chilblane*, *Condylomata*, *Herpes*, *Impetigo*, *Itch*, *Lepra*, *Lichen*, *Porriago*, *Prurigo*, *Psoriasis*, *Ringworm*, *Urticaria*, and *Zona Ignea*.

SNAKE-BITES.—The poison of snake-bites may prove fatal, and hence it is well to understand how to correct the mischief which, otherwise, may be induced.

Treatment.—Apply *Dr. Taylor's Poison Antidote Liniment*, No. 20, to the parts frequently; and take one of *Dr. Taylor's Poison Antidote Powders*, No. 79, every hour, until all danger is passed.

SORES.—See *Ulcers*.

SOFTENING OF THE BONES.—See *Mollitis Ossium*.

SPASMS.—See *Convulsions*.

SPASMODIC DISEASES.—There are a number of affections which have spasms as one of their symptoms, while, with others, it is the main or leading symptom; and hence such

are properly called spasmodic diseases. To cure this symptom, or such diseases, I would recommend the following

Treatment.—*Dr. Sainte Marie's Antispasmodic Pills*, No. 61, *Dr. Wattson's Asthmatic Mixture*, No. 30, and *Dr. Pereira's Anti-Pain Liniment*, No. 21, are the proper remedies in all spasmodic diseases, to be used according to circumstances.

SPONTANEOUS BLEEDING.—See *Hæmorrhages*.

SPLENIS TUMOR.—See *Ague-Cake*.

SPRAINS—*Strains*.—A strain signifies a violent stretching of tendinous or ligamentous parts, with or without rupture of some of their fibers. It produces instant, severe pain, often attended with faintness, and great tumefaction and achymosis, with subsequent weakness and stiffness.

Treatment.—Pour cold water upon the strained part for fifteen minutes, or longer; then dry, and apply *Dr. Miller's Stimulating Liniment*, No. 22, every few hours, until entire relief is obtained.

STOMACH, AFFECTIONS OF.—See *Gastritis*, *Hæmatemesis*, *Acidities*, *Dyspepsia*, *Cardialgia*, *Flatulence*, *Fætor Oris*, *Gastrodinia*, and *Pyrosis*.

STONE-POCK.—See *Acne*.

STONE IN THE BLADDER.—See *Calculi Urinary*.

ST. VITUS'S DANCE.—See *Chorea*.

ST. ANTHONY'S FIRE.—See *Erysipelas*.

STRANGURY—*Dysuria*.—Extreme difficulty in evacuating the urine, which issues only drop by drop, and is accompanied with heat, pain, tenesmus at the neck of the bladder, etc. This is a disease which should not be neglected lest it lead on to more dangerous ones. Sometimes it will yield readily to treatment, while, at other times, it requires to be long continued before relief is obtained.

Treatment.—Give a *Diuretic Powder*, No. 4, in a glass of barley-water every two hours, until relief is obtained.

STOPPAGE OF URINE.—See *Ischuria*.

STYE.—See *Hordeolum*.

SUN-PAIN.—See *Hemicrania*.

SUMMER BRONCHITIS.—See *Fever, Hay*.

SUPRAORBITAL NEURALGIA.—See *Brow Ague*.

SUPPRESSION OF THE MENSES.—See *Amenorrhœa*.

SWEATING, PROFUSE.—This is one of the symptoms attending consumption and some other diseases, and needs to be held in check because of the great weakness which it induces. The object should be, not to entirely stop, but only to hold in reasonable check.

Treatment.—Give a teaspoonful of *Dr. Brera's Astringo-Tonic Mixture*, No. 43, every night, at bed time.

SWELLINGS.—See *Tumors*.

SYNCOPE.—See *Fainting*.

SWIMMING OF THE HEAD.—See *Vertigo*.

TÆNIA.—See *Tape-Worm*.

TAPE-WORM.—*Tænia*.—The symptoms whereby to judge whether a patient has tape-worm or not, are rather vague. The following are, probably, the most distinctive: uneasy feelings in the epigastrium, which often abate, or are removed by eating; the appetite generally craving, but sometimes bad; itching of the nose and anus; nausea; colic; giddiness; sour breath; sometimes loud rumbling noise in the bowels, and sometimes convulsions.

Treatment.—Give a teaspoonful of *Dr. Radius's Tape-Worm Emulsion*, No. 44, three times a day, increasing the dose if necessary; and every fourth day take an active dose of *Dr. Freese's Cathartic Pills*, No. 2.

TEETH, DISEASES OF.—The teeth are liable to decay, to prevent which I would recommend the following as the very best

Treatment.—Morning and night wash the teeth thoroughly with a tooth-brush, and apply each time *Dr. Ellis's Tooth Powder*, No. 78. Should there be any ulcers about the gums or mouth, use, in addition, the *Mouth-Wash*, No. 40, occasionally.

TENESMUS.—Frequent, vain and painful desires to go to stool—one of the chief symptoms of inflammation of the lining membrane of the digestive tube, as of dysentery.

Treatment.—Take a full dose of the *Cathartic Pills*, No. 2; then commence with the *Restorative Mixture*, No. 27, and take a teaspoonful, twice a day, until entire relief is obtained.

TETANUS.—A disease which consists in the permanent contraction of all the muscles, or merely of some, without alteration or relaxation. It is characterized by rigidity and immobility of the limbs and trunk, which is sometimes curved forward, sometimes backward, and sometimes to one side. It is a most formidable affection, and requires prompt and persevering

Treatment.—Commence by opening the bowels freely with *Dr. Freese's Cathartic Pills*, No. 2; and then give a teaspoonful of *Dr. Radius's Neuralgic Mixture*, No. 29, three times a day, until relief is obtained.

TETTER.—See *Herpes*.

THREAD, OR MAW-WORM.—See *Ascaris*.

TONSILITIS—*Inflamed Tonsils*—*Cynanche Tonsilaris*.—The characteristic symptoms of this affection are, swelling and florid redness of the mucous membrane of the fauces, and especially of the tonsils; painful and impeded deglutition, accompanied with inflammatory fever. When severe, a sharp, lancinating pain is felt between the ear and throat on each attempt at swallowing.

Treatment.—Keep the bowels relaxed with the *Cathartic Liquid*, No. 3, and gargle the throat, three times a day, with *Dr. Swediaur's Mouth-Wash*, No. 40. Cold water cloths kept to the outside will sometimes prove beneficial.

TOOTHACHE.—The symptoms of which are too well known to need description.

Treatment.—Apply *Dr. Druitt's Toothache Drops*, No. 46, until the pain entirely ceases, which will soon be.

TRISMUS — *Locked Jaw.*—A partial tetanus, affecting only the muscles of deglutition, which, by their extreme rigidity and immobility, causes a spastic closure of the under jaw. This disease may attack infants within two weeks from birth, but is more frequently the consequence of wounds from rusty nails, severe surgical operations, etc.

Treatment.—Give a teaspoonful of *Dr. Radius's Neuralgic Mixture*, No. 29, before each meal-time, and rub the sides of the face thoroughly with *Dr. Pereira's Anti-Pain Liniment*, No 21.

Bathing the feet, and, indeed, the whole body, in hot mustard-water, will sometimes prove of great service.

TUMORS AND SWELLINGS.—Tumors differ greatly from each other, according to their seat, the organs interested, their nature, etc. Such as have special characteristics and particular names, I have described and prescribed for under their appropriate heads. For any and all that are not so described, I would recommend the following

Treatment.—Apply *Dr. Druitt's Abscess Ointment*, No. 14, until all hope of resolution is passed; then, when matter has formed, open them either with the lancet or *Dr. Conquoin's Caustic Paste*, No. 26; after which apply *Dr. Bell's Healing Ointment*, No. 12, until completely cured.

TUSSIS.—See *Cough*.

TYPHUS OR TYPHOID FEVER.—See *Fever, Typhus*.

ULCERS—*Sores*.—An ulcer or sore is a solution of continuity in the soft parts, of longer or shorter standing, and kept up by some local disease or constitutional cause. Some have received special names, and I have described and prescribed for them under their appropriate heads. All such as are not so described specially should receive the following

Treatment.—*Dr. Bell's Healing Ointment*, No. 12, is an appropriate remedy for nearly all varieties of ulcers. Special pains should always be taken to keep ulcers clean, by washing them occasionally with castile soap water, before applying the *Ointments*.

URINE, INCONTINENCE OF.—This is an inability to retain the natural evacuation, and, instead of its recurring at natural intervals, there is a constant *dribbling* from the bladder. It is a symptom which requires particular notice and prompt treatment, because of the particular conditions which it indicates.

Treatment.—Give teaspoonful doses of *Dr. Chapman's Restorative Mixture*, No. 27, three times a day, and apply over the region of the kidneys, *Dr. Miller's Stimulating Liniment*, No 22, several times a day.

URINE, RETENTION OF.—This may arise from palsy of the bladder; but a large majority of cases are of a hysterical character, and hence consist in a deficiency of volition, rather than of power. In all such cases the following will be found the very best

Treatment.—Give *Dr. Chapman's Restorative Mixture*, No. 27, twice a day, and two of *Dr. Sainte Marie's Antispasmodic Pills*, No. 61, each night. With the dry hand or a flannel cloth, rub the region of the kidneys, morning and night, most thoroughly.

URTICARIA — *Nettle-Rash*.—This is another of the diseases of the skin, characterized by an eruption of little solid eminences of irregular outline, but generally roundish or oblong, and either white or red. The rash is accompanied with intense heat, a burning and tingling in the affected spots, and great itching and irritation.

Treatment.—Apply *Dr. Wattson's Nettle-Rash Lotion*, No. 56, twice a day, and give the *Cutaneous Powders*, No. 76, before each meal.

UVULA, RELAXATION OF—*Falling down of the Palate.*—This is a troublesome symptom or accompaniment of tonsilitis, and other inflammatory or weakening affections of the throat. The palate hangs down in the throat, causing the patient to keep up a continual swallowing, as though something was there which should pass down into the stomach.

Treatment.—Apply *Dr. Miller's Stimulating Lini-ment*, No. 22, externally, and gargle the throat, occasionally, with the *Mouth-Wash*, No. 40.

VARICELLA.—See *Chicken-Pox*.

VERTIGO — *Giddiness — Swimming of the Head.*—A state in which it seems that all objects are turning around, or that the individual himself is performing a movement of gyration.

Treatment.—Bathe the feet in hot mustard-water; open the bowels with *Dr. Freese's Fluid Cathartic*, No. 3, and take one of the *Antispasmodic Pills*, No. 61, each night, on going to bed.

VISCERAL ENGORGEMENTS.—See *Engorgements, Visceral*.

VOMITING, TO CHECK.—Vomiting is the means whereby nature sometimes relieves the stomach of nauseous or indigestible substances; but when this goes on too long, it produces very great weakness, and even may produce death. To check it, the following will be found the best

Treatment.—Take tablespoonful doses of *Dr. Dewees's Anti-Emetic Mixture*, No. 45, every hour, until the vomiting ceases.

VOMITING, SPASMODIC.—Inordinate vomiting is sometimes caused by spasmodic action of the muscular coat of

the stomach, to stop which the following is the most approved

Treatment.—Take three of *Dr. Sainte Marie's Anti-spasmodic Pills*, No. 61, and in an hour commence with the *Anti-Emetic Mixture*, No. 45, which take every hour, until the vomiting ceases.

WARTS.—Warts consist of elongated papillæ of the *cutis vera*, clothed with cuticle. They are generally hard, dry, and insensible, but sometimes, when their cuticle is thin, they bleed, and are quite painful.

Treatment.—Shave the warts with a razor or sharp pen-knife until they bleed; then apply *Dr. Henderson's Iodine Lotion*, No. 49, with a camel's hair-pencil, twice a day, until completely cured.

WATERBRASH.—See *Pyrosis*.

WATER-CANKER.—See *Cancrum Oris*.

WEAKNESS OF BACK.—This may arise from various causes; and to remove the specific cause of each particular case will, of course, require specific treatment; but to allay or relieve this one general symptom, I would recommend the following

Treatment.—Apply *Dr. Miller's Stimulating Liment*, No. 22, twice a day; and take a tablespoonful of *Dr. Tweedie's Iron Tonic*, No. 37, before each meal.

WEAKNESS.—See *Debility*.

WHELK.—See *Acne*.

WHITE SWELLING—*Hydrarthrus*.—This is an extremely formidable disease. It may attack any one of the joints, but is most commonly met with in the knee, the haunch, the foot, the elbow, and generally occurs in scrofulous children. It consists, at times, in tumefaction and softening of the soft parts and ligaments which surround the joints; at others, in swelling and caries of the articular extremities of bones; or both these states may exist at the same time.

Treatment.—Before each meal let the patient take a teaspoonful of *Dr. Chelius's Compound Iodine Alterative*, No. 34; and, twice a day, have him apply *Dr. Cooper's Glandular Ointment*, No. 13. Let his food be generous; let him bathe daily, take *regular* exercise, and do all else to support the *general* health. Fixing the leg in a splint has been recommended by some surgeons.

WHITLOW.—See *Paronychia*.

WHITES, THE.—See *Leucorrhæa*.

WHITE THRUSH.—See *Aphthæ*.

WORMS.—See *Ascaris*—*Tape - Worm*.

WIND IN THE STOMACH.—See *Flatulence*.

WENS.—These tumors occur most frequently under the skin of the head. They are painless, rounded, elastic, circumscribed, moveable, and have a disposition to enlarge slowly and steadily. To stop their further growth, and prevent them from suppurating, the following will be found the most efficacious

Treatment.—Apply to them, twice a day, *Dr. Cooper's Glandular Ointment*, No. 13; and take a teaspoonful of *Dr. Smith's General Alterative*, No. 80, before each meal.

WOMB, DISEASES OF.—See *Amenorrhæa*, *Dysmenorrhæa*, *Leucorrhæa*, and *Menorrhagia*.

XEROPHTHALMIA.—Signifies a dryness of the eyes, from deficiency of the tears, or rather of the mucous secretion of the conjuction.

Treatment.—Apply *Dr. Morton's Catarrhal Eye-Water*, No. 59, twice a day; and bathe the eye frequently in tepid water.

YELLOW FEVER.—See *Fever, Yellow*.

YELLOW S.—See *Jaundice*.

ZONA IGNEA—Shingles.—This disease is a most singular species of Herpes, in which the separate patches of small papilla lie in the direction of a band that encircles half the circumference of the body—hence its name.

Treatment.—Take of *Dr. Ainslie's Cutaneous Powders*, No. 76, before each meal; and apply twice a day, *Dr. Guibourt's Herpetic Ointment*, No. 17. Continue until cured.

SPECIAL TREATISE, PART II.

A

PRACTICAL TREATISE ON THE DISEASES PECULIAR TO THE GENITAL ORGANS OF THE MALE SEX:

WITH DIRECTIONS, GIVING THE VERY BEST TREATMENT IN EACH PARTICULAR DISEASE, AS DERIVED FROM HOSPITAL AND PRIVATE PRACTICE, AND FROM THE WRITINGS OF THE MOST CELEBRATED PHYSICIANS AND SURGEONS OF EUROPE AND AMERICA.

"With this book to guide him, every man can be his own doctor, in diseases of a private character."

S. W. MED. JOURNAL, Vol. XXI, page 182.

BY J. R. FREESE, M. D.,

LATE PRESIDENT OF THE FACULTY, AND PROFESSOR OF SURGERY, AND OF OBSTETRICS, AND THE DISEASES OF WOMEN AND CHILDREN, IN THE WESTERN LAW AND MEDICAL COLLEGE; MEMBER OF THE MEDICO-CHIRURGICAL SOCIETY OF PHILADELPHIA; OF THE ILLINOIS STATE MEDICAL SOCIETY; OF THE M'LEAN MEDICAL SOCIETY, ETC.

CINCINNATI:

SMITH, SMALL, & CO.

LONDON: STANLEY, BACON, & CO., 16, LITTLE BRITAIN STREET.

PARIS: MAGENDIE & LESFRANC, 6, RUE DE RICHELIEU.

1856.

PRACTICAL TREATISE

DISEASES PECULIAR TO THE GENITAL ORGANS

BY J. L. ALLEN, M.D.

WITH ILLUSTRATIONS, GIVING THE BEST MODE OF TREATMENT IN EACH CASE.
THE SECOND EDITION, REVISED AND CORRECTED.
NEW YORK: PUBLISHED BY J. L. ALLEN, 155 NASSAU ST., COR. N. 3RD ST.
1858.

BY J. L. ALLEN, M.D.

NEW YORK: PUBLISHED BY J. L. ALLEN, 155 NASSAU ST., COR. N. 3RD ST.
1858.

PART II.

DISEASES OF THE MALE GENITALS.

THE organs of generation in the male are, the *Penis* and the *Testes*, with their appendages, including the *Urethra*, with its *prostatic*, *membranous*, and *spongy* portions; the *Scrotum*, with its *tunics*; the *Spermatic Cord*, with its *fascias* and *arteries*; and the *Vas Deferens*, or excretory duct of the testicle.

The *Penis* is divisible into a body, root, and extremity, and is composed of the *corpus cavernosum* and *corpus spongiosum*, containing within its interior the longest portion of the urethra. The extremity, or *glans penis*, resembles an obtuse cone, somewhat compressed from above downward, and of a deeper red colour than the surrounding skin.

The *Testis* (testicle) is a small, oblong, and rounded gland, somewhat compressed upon the sides and behind, and suspended in the cavity of the scrotum by the spermatic cord. It is invested by three tunics, called the *tunica vaginalis*, *tunica albuginea*, and *tunica vasculosa*. The substance of the testis consists of numerous conical, flattened *lobules*, estimated by Krause from four to five hundred in each testis. Each lobule is composed of one or several minute *tubuli*, and Lauth estimates the whole number of tubuli in each testis at eight hundred and forty, and their average length at two or three inches. According to this calculation, the whole length of the *tubuli seminiferi* would be one thousand eight hundred and

ninety feet. When carefully dissected, the testis has the appearance of a tangled skein of white silk. Its anatomy is most wonderful.

The *Urethra* is a membranous canal extending from the neck of the bladder to the *meatus urinarius*—the external opening of the penis. It is about nine inches in length, and composed of two layers, a mucous coat, and an elastic, fibrous coat. It is occasionally the seat of *strictures*, and is the principal part involved in *gonorrhœa*, *gleet*, etc.

The *Spermatic Cord* is the medium of communication between the testes and the interior of the abdomen; it is composed of arteries, veins, lymphatics, nerves, the excretory duct of the testicle, and investing tunics. The left cord is somewhat lower than the right, and permits the left testicle to reach a lower level than its fellow.

The *Vas Deferens*, the excretory duct of the testicle, is situated along the posterior border of the spermatic cord, where it may easily be distinguished by the hard and cordy sensation which it communicates to the fingers.

Possessing, as they do, about the same texture and organization of other soft parts, they are subject to many of the same infirmities, such as inflammations, abscesses, tumors, excoriations, ordinary cutaneous and exanthematous eruptions, etc., all of which need to be treated on the same general principles as when found in other parts of the organism; but in addition to these general ailments, the genital organs are liable to a class of diseases *peculiar to themselves*—found just there, and nowhere else—and it is to the description and treatment of these, particularly, that I propose to devote the following pages.

If the treatment which I recommend in each particular affection is carefully adhered to, I can confidently promise a speedy and certain cure, in a large majority of cases.

ABSCCESS OF THE TESTIS.—This may be the result of chronic or scrofulous inflammation—very rarely of the acute. It commences with the usual symptoms of abscess, namely: throbbing pain, redness, swelling, more or less general fever, etc.

The treatment should be prompt and persevering.

Treatment.—Dr. Hunter's *Genital Ointment*, No. 82,

should be spread upon thin muslin, and applied to the abscess twice a day. This, if commenced in time, will have the effect of "driving back" the abscess; but if commenced too late, and it goes on to suppuration, then puncture it, let out the pus, and afterward apply the *Ointment* until a complete cure is effected.

ACRATIA.—See *Impotence*.

ACUTE INFLAMMATION OF THE TESTIS—*Orcheitis*.—This may be caused by local violence, but more frequently occurs in conjunction with gonorrhœa, through an extension of inflammation from the urethra. The prominent symptoms are, aching pain in the testis and spermatic cord, extending up to the loins, and soon followed by great swelling, tenderness, vomiting, and fever. If an accompaniment of gonorrhœa, the discharge from the urethra will be greatly diminished, if not altogether stopped. The treatment needs to be prompt and persevering.

Treatment.—First, purge the patient freely with Dr. Druitt's *Genital Cathartic*, No. 85, and repeat the same whenever the bowels become at all constipated during the treatment. Secondly, apply Dr. Druitt's *Genital Lotion*, No. 84, three times a day, on lint or cloths thoroughly wet with the lotion. After the acute stage has subsided, *compression*, by means of a suspensary bandage or adhesive strap, will be found very useful, together with rubbing the parts once a day with the *Genital Ointment*, No. 83.

ACUTE ŒDEMA OF SCROTUM—*Swelling, or Dropsy of Scrotum*.—The scrotum, in common with other parts of the body, has within it loose cellular tissue which is exceedingly liable to serous infiltration. In this disease the scrotum sometimes becomes enormously swollen and tense, with more or less of pain, general uneasiness, etc.

Treatment.—Give the patient a teaspoonful of Dr. Blair's *Genital Hydrogogue*, No. 87, three times a day, in a little sweetened water. Apply Sir Charles Bell's *Genital Liniment*, No. 83, morning and night, and be particularly careful to keep up a constant and very steady

compression on the Edematous parts. Persevere in these remedies until a complete and thorough cure is effected.

ATROPHY OF TESTICLE—*Shrinking away of Testicle*.—This may be a result of excessive venereal indulgence, or of some disease previously affecting the testicle. The part first swells, then gradually diminishes, until the testis is reduced to the size of a small bean or pea. Unless checked, the result will be complete impotence.

Treatment.—Give the patient a tablespoonful of Dr. Guthrie's *Genital Tonic*, No. 86, before each meal, and twice a day, regularly, apply the *Genital Liniment*, No. 83. These remedies will effect a perfect cure sooner or later, and *perseverance* should be the watch-word. The exciting cause, of course, should be stopped or removed, and every thing done to improve and invigorate the general health.

BLENNORRHAGIA.—See *Gonorrhæa*.

CANCER OF THE PENIS.—This generally begins as a small pimple or warty excrescence on the prepuce. It is found almost invariably in elderly persons who have had phimosis. The symptoms and course are the same as cancer in other parts of the body.

Treatment.—As soon as there is the least suspicion of cancerous affection about the penis, the patient should commence with Dr. Evans's *Genital Cancer Pills*, No. 89, and take one before each meal, gradually increasing the dose after the first two weeks. The prepuce should be frequently washed in tepid water and kept perfectly clean; and if ulceration begins, then Dr. Hunter's *Genital Ointment*, No. 82, should be applied to it twice a day, and the pills continued.

CANCER SCROTI—*Chimney-Sweeper's Cancer*.—This disease is rarely met with except among chimney-sweepers, and hence its name. It commences as a florid, vascular wart on the scrotum, called the soot-wart. Its subsequent course is that of cancers generally, except usually more slow.

Treatment.—Give one of Dr. Evans's *Genital Cancer Pills*, No. 89, before each meal, and a tablespoonful of Dr. Guthrie's *Genital Tonic*, No. 86, upon going to bed. Wash the part carefully once a day with castile soap water, and apply each time thereafter a plaster, spread with the *Genital Ointment*, No 82. The diet should be generous.

CANCER OF THE TESTIS—*Malignant Disease.*—In this disease the gland first swells and becomes heavy, and causes slight aching in the loins by its weight. After a while it enlarges rapidly and becomes soft, the cord swells, the pains become darting, and an *open* cancer is soon manifest.

Treatment.—As soon as any swelling is observed, commence to apply Dr. Druitt's *Genital Lotion*, No. 84; open the bowels quite freely with the *Genital Cathartic*, No. 85, and give of Dr. Evans's *Genital Cancer Pills*, No. 89, one before each meal, gradually increasing the dose. If the cancer opens, apply the *Genital Ointment*, No. 82, twice a day. Cleanse the skin frequently by ablutions, and let the diet be generous, but not stimulating.

CASTRATION.—I introduce this operation, not as a disease, but that I may utter a few words of warning to such as would dare to attempt the operation upon themselves or others, thinking it to be but a slight affair. I once knew a schoolmaster who cut into and took out one of his own testes, and before a surgeon could get to him, he bled nearly to death. It is one of the most delicate operations in surgery, and should never be undertaken for trivial causes, and only by a well accomplished surgeon.

CHIMNEY-SWEEPER'S CANCER.—See *Cancer Scroti*.

CHRONIC ENLARGEMENT OF TESTICLE.—See *Hypertrophy of Testicle*.

CHRONIC INFLAMMATION OF THE TESTIS—*Sarcocoele.*—This may be caused by disease in the urethra, or disorder of the general health, or it may depend on syphilitic taint. It generally commences in the epididymis, and is known by

more or less hardness, swelling, tenderness, and occasional pain.

Treatment.—Open the bowels freely with Dr. Druitt's *Genital Cathartic*, No. 85, and then commence with Dr. Blair's *Genital Hydrogogue*, No. 87, of which give a teaspoonful before each meal. Keep the parts constantly wet with the *Genital Lotion*, No. 84. The patient should be restricted to a recumbent position; steady, gentle pressure, by means of compresses or adhesive straps, should be kept upon the scrotum, and the diet should be good, but not stimulating.

CIRCUMLIGATA.—See *Paraphymosis*.

CIRSOCELE.—See *Varicocele*.

CLAP.—See *Gonorrhœa*.

EPISPADIAS.—This is a congenital malformation, consisting of an imperfect closure of the urethra in its *upper* surface.

Treatment.—Cauterize the edges of the fissure with the nitrate of silver, and, after scraping off the black eschar, bring the edges together, and keep them in juxtaposition by means of adhesive plaster or a roller bandage.

GLEET—*Gonorrhœa Mucosa*.—This disease is a sort of secondary gonorrhœa, following on after the main disease has about worn itself out. It is characterized by a discharge from the urethra of a *white, limpid* mucus, instead of *yellow* and *thick*, as in gonorrhœa. The question is still under discussion, by surgeons, whether or not the discharge is infectious. It sometimes resists all treatment, and almost always is very resistant and stubborn. The treatment should be steadily persevered in for a long time, if necessary.

Treatment.—Give a teaspoonful of Dr. Ellis's *Gleet Mixture*, No. 90, morning and night, gradually increasing the dose and watching its effects after the second week. The patient should bathe at least once a week, or oftener; his exercise should be moderate but regular; his food

rather generous, and every other known means used to promote the general health. However resistant the disease may have been, I think this treatment will cure almost every case.

GONORRHOEA—Clap—Blennorrhagia.—Surgical writers usually divide gonorrhœa into two kinds: the *simple*, which is merely that discharge from the urethra which frequently takes place without the application of any morbid poison, but arises from irritation, severe exercise, fluor albus, immoderate use of the genital organs, etc., and the *virulent*, which follows connection with impure women. It is of the latter I shall here treat; the other will usually get well of itself, if cleanliness and rest is observed for a few days.

Its characteristic symptoms are, itching or uneasiness of the glans penis, with more or less redness about the prepuce and glans, together with a general fullness of the whole penis. These symptoms are soon followed by a discharge from the urethra of a thin, whitish fluid, at first resembling common mucus, but speedily changing into a thick, tenacious, purulent matter, of a yellow color and peculiar smell. Pain is now felt along the urethra, and the urine is discharged in a thin, wire-like, or forked stream. Inflammation, (at times violent,) and, frequently, excoriations, complete the picture.

Chordee, or the involuntary erection of the penis, is one of the most painful accompaniments of the disease; it is usually worse at night. There must be no cessation in the treatment until a *complete cure* is effected; else *gleet* will follow, which is almost as bad.

Treatment.—Give of Dr. Chapman's *Gonorrhœal Mixture*, No. 91, a tablespoonful every six hours; and every morning, after cleansing the *glans penis* thoroughly with tepid water, inject in it, with a glass syringe, Dr. Gibson's *Gonorrhœa Injection Mixture*, No. 92. To prevent the *chordee*, (erections,) give the patient three of Sir Benjamin Brodie's *Anti-Venerial Pills*, No. 93, each night upon going to bed. The food should not be stimulating and perfect cleanliness should be rigidly observed.

GONORRHOEA MUCOSA.—See *Gleet*.

HÆMATOCELE.—This disease is usually the effect of an injury, which causes the blood to become extravasated into the tunica vaginalis. It may readily be distinguished from *hydrocele*, by holding a candle beyond the scrotum, in the dark; if the tunic be filled with water, (*hydrocele*,) it will look clear, or semi-transparent; but if it be filled with blood, (*hæmatocele*,) it will look red, or dark colored.

Treatment.—Apply Sir Charles Bell's *Genital Lini-ment*, No. 83, twice a day; and take a teaspoonful of the *Genital Hydrogogue*, No. 87, a half hour before each meal. Apply bandages, so that a constant and steady pressure will be kept upon the scrotum.

HYDATID OR CYSTIC DISEASE OF THE TESTIS.—In this affection the testicle swells exceedingly, and its interior is filled with a number of cysts containing a watery fluid. It is a rare affection, and occurs almost exclusively to adults.

Treatment.—Apply Dr. Druitt's *Genital Lotion*, No. 84, twice a day; and take a tablespoonful of the *Genital Tonic*, No. 86, every night upon going to bed.

HYDROCELE—Hydrops Scroti.—This disease, which is a collection of serum in the tunica vaginalis, frequently arises without any local cause, although some cases can be referred to strains; others to injury in jumping on a horse; still others to inflammation, etc. The swelling is pear-shaped, with the base downward; smooth on its surface; free from pain, except a little dragging sensation from its weight; fluctuating, if pressed; and if a lighted candle be held beyond it, it will appear quite semi-transparent. The treatment should be commenced as soon as the affection is noticed.

Treatment.—Give the patient a teaspoonful of Dr. Blair's *Genital Hydrogogue*, No. 87, before each meal; apply Dr. Druitt's *Genital Lotion*, No. 84, twice a day; and keep up a constant pressure on the part with bandages or adhesive straps. These means will generally cure; but if they happen to fail, then the water must be let out with the trochar.

HYDROPS SCROTI.—See *Hydrocele*.

HYPERTROPHY OF TESTICLE—*Chronic Enlargement of Testicle*.—From inordinate indulgence in venery or masturbation, from exposure to cold, from intemperance, and from various constitutional causes, chronic inflammation is set up in one or both testicles, and, almost unobserved, will sometimes go on to very great hypertrophy, or enlargement.

Treatment.—Stop at once the predisposing cause, whatever it may be; keep the bowels gently relaxed with the *Genital Cathartic*, No. 85; and three times per day apply Dr. Druitt's *Genital Lotion*, No. 84. Pressure by bandages will also do good. The food should be good, but in no way stimulating.

HYPOSPADIAS.—This, like epispadias, is a congenital malformation, consisting of an imperfect closure of the urethra on its *under* surface.

Treatment.—The same as in Epispadias.

IMPOTENCE—*Acratia*.—Loss of sexual power; incapacity for copulation. This may depend on a variety of conditions, and be absolute or relative, constitutional or local, direct or indirect, permanent or temporary. It is invariably permanent when it arises from a complete loss of the *testes*; when dependent on any other cause it can *usually be relieved* by proper treatment, such as I shall here point out. *Excessive venery*, and the practice of *self-pollution*, are two of the most frequent causes, although it may occasionally follow as a *result* of other diseases. The symptoms are self-evident, and need no exposition at our hands.

Treatment.—Give two of Dr. Smith's *Genital Aphrodisiac Pills*, No. 88, before each meal-time; and rub the penis *externally* with Sir Charles Bell's *Genital Lini-ment*, No. 83, each night upon retiring. Entirely refrain from *masturbation*, or any other predisposing cause; and do not attempt to have sexual intercourse until an entire competency is felt. This treatment will cure any case that is at all curable. Continue the treatment until completely cured.

MASTURBATION—*Onanism—Self-Pollution.*—This is a disease both of mind and body—a disease which may lead to the most *serious* and *fatal* consequences; yet so delicate (or indelicate) has it been considered, that in no text-book of medicine or surgery is it spoken of, except in medical dictionaries. It means excitement of the genital organs by the hand until an emission of semen is produced. Its effects are to weaken and debilitate the whole nervous system, producing lassitude, listlessness, loss of memory, complete mania, and death. One of the worst and most confirmed cases of insanity I ever saw was produced by this. Its practisers are so secretive, and its deleterious effects so gradual, that the poor victim too often gets beyond the reach of remedies before a proper treatment is asked for, or instituted. When at all curable, the following will be found the best

Treatment.—First of all, the practise must be *entirely and tetotally stopped*. Then give the patient two of Dr. Smith's *Genital Aprhodisiac Pills*, No. 88, before each meal; a tablespoonful of Dr. Guthrie's *Genital Tonic*, No. 86, upon going to bed; and night and morning rub the genital organs—both penis and scrotum—with Sir Charles Bell's *Genital Liniment*, No. 83. Unless the case is utterly hopeless, this treatment will invariably effect a cure.

NEURALGIA OF THE TESTIS—*Irritable Testis.*—This, like neuralgia occurring in other parts of the organism, is an exceedingly painful and excruciating ailment. Sometimes it commences with only a slight pain, and gradually goes on from bad to worse, and from worse to worst, affecting the cord, as well as the testis, and producing tenderness and swelling in the parts; at other times it is violent from the first. The treatment must be prompt and persevering, until entire relief is obtained.

Treatment.—Open the bowels thoroughly with Dr. Druitt's *Genital Cathartic*, No. 85; apply the *Genital Lotion*, No. 84, twice a day; and each night and morning take two of the *Antispasmodic Pills*, No. 61; or twenty drops of laudanum. Light diet should be observed throughout the treatment, and every kind of irritation to the parts or system strictly avoided.

NOCTURNAL POLLUTION.—See *Spermatorrhæa*.

ONANISM.—See *Masturbation*.

ORCHEITIS.—See *Acute Inflammation of the Testis*.

PARAPHYMOSIS—*Circumligata*.—This is said to exist where a tight prepuce (the foreskin) is pulled back over the glans penis, constricting it, and causing it to swell. The treatment should be prompt and persevering.

Treatment.—Apply ice, or intense cold of any kind, to the glans penis for a few minutes, then seize the head of the penis between the fingers and press it steadily for some moments, when, generally, the prepuce can be brought over. If this fails, then the stricture must be cut. After either treatment the penis should be kept wet for several days with Dr. Druitt's *Genital Lotion*, No. 84.

PHYMOSIS—*Stricture Præputia*.—This is said to exist when the prepuce (fore-skin) is so preternaturally constricted that it *can not* be drawn over the glans penis. It sometimes is congenital, but more frequently arises from the contracted cicatrices of ulcers. It is a distressing ailment, and may lead to the worst of consequences—cancer, for instance—unless relieved.

Treatment.—By inserting, when *closed*, the blades of the dressing forceps, and then opening them gently, stretching the hole as much as the patient can reasonably bear, and *repeating* this operation every morning and night, the stricture may sometimes be overcome. During the stretching process, Dr. Druitt's *Genital Lotion*, No. 84, must be frequently used to keep down inflammation. If this plan fails, then the prepuce must be slit up sufficiently.

POX.—See *Syphilis*.

SARCOCELE.—See *Chronic Inflammation of the Testes*.

SATYRIASIS—*Excessive Desire for Copulation*.—This is a disease of mind as well as of body, and may lead to the

most lamentable results, unless relieved. Its characteristic symptoms are, almost constant erection of the penis; irresistible and almost insatiable desire for venery; frequent lascivious dreams and nocturnal pollutions; finally, languor, listlessness, aberration of mind, complete insanity, and death, unless relieved in time. The following will be found the very best

Treatment.—Take two of Sir Benjamin Brodie's *Anti-Venerial Pills*, No. 93, three times a day; draw back the prepuce and pour cold water upon the glans penis at each occurrence of erection; and think and see as little of women as circumstances will allow. A sufficient continuance of this treatment will cure the most inveterate case—generally very soon.

SCROFULOUS INFLAMMATION OF THE TESTIS.—This occurs only among such as have a scrofulous diathesis. It commences with a deposit of tubercle in some part of the testis or epididymus, producing a nodular swelling externally, attended with little pain, which, in time, inflames and bursts, giving exit to a fungous protrusion. It most frequently occurs in patients otherwise afflicted with tubercular disease.

Treatment.—Apply to the parts, three times a day, Dr. Druitt's *Genital Lotion*, No. 84; and in the intermediate time keep cold water cloths to the scrotum. If a fungus protrudes, Dr. Hunter's *Genital Ointment*, No. 82, should be applied to it twice a day. Every means should be used to promote the general health.

SELF-POLLUTION.—See *Masturbation*.

SINKING AWAY OF THE TESTIS.—See *Atrophy of the Testicle*.

SPERMATOCELE.—See *Varicocele*.

SPERMATORRHEA—*Nocturnal Pollution*.—The usual definition of this term is, an emission of sperm, without copulation. It usually occurs at night, during sleep, and is caused by excessive desire for copulation while awake,

and lascivious dreams while asleep. Its ultimate effects upon the mind and system are like those of Satyrasis and Masturbation, which *see and read attentively*.

Treatment.—Give a teaspoonful of *Spermatorrhœa Mixture*, No. 94, before each meal, and upon going to bed. Any practice that may have led to it should be rigidly stopped; and the patient should think and see as little of females as possible.

STRICTURA PRÆPUTII.—See *Phymosis*.

SWELLING, OR DROPSY OF SCROTUM.—See *Acute Œdema of Scrotum*.

SYPHILIS—*Venereal Disease—Pox*.—In the whole range of surgery there is not a more important disease, both as to its commencement and its continuance, and its results, or consequences, than the one now under consideration. It is a general as well as a local affection; commencing as a small sore on the glans, or prepuce, and extending, it may be, to almost every tissue of the entire organism.

Prior to the time of the illustrious Hunter, no very accurate views were entertained respecting the nature of syphilis. To his genius and research we are indebted for the corner-stones of the edifice, to which Bell, Blair, Swediaur, Carmichael, Rose, Hennen, Ricord, Guthrie, Sir Charles Bell, Evans, Pearson, Druitt, Gibson, and others, have made important additions.

The disease is strictly an *infectious* one, by *direct contact* with the syphilitic virus—whether that virus reaches the part or parts from the vagina of a woman, a sheet on which an infected one has slept, the seat of a privy, or in any other way. It is not, therefore, always *prima facie*, or positive evidence that a man has had connection with an impure woman because he has syphilis; for, as I have instanced above, it may be derived *innocently* from *other* sources, and the effect is the same, come it how it may. As this work is written for the general, as well as the professional reader, I may be permitted just here to say, that persons should be exceedingly careful, in traveling, never to sleep between sheets at a hotel in which any one else has slept; and never to sit down on a privy hole without first

carefully wiping off all appearance of wet that may be upon the seat. Many instances are upon record of persons taking the disease in this way.

Again, it has generally been supposed that the syphilitic virus could *only* affect the glans penis, or other mucous or abraded surfaces; but facts have proved that it may affect *any* surface, mucous or *cutaneous*, *entire*, wounded, or ulcerated. Its most frequent seat, however, is the genitals.

In from three to ten days after infection, a little ulcer or sore will be observed on the inner surface of the prepuce, or the furrow between the prepuce and corona glandis, or the angle of the frænum; this is called *chancre*, or the *true syphilitic sore*. It first itches, then pains, is soon filled with pus, and bursting, leaves an excavated ulcer of a circular shape, with hard and abrupt edges, and a surface coated with gray, tenacious matter. As I have before said, they may occupy any part of the surface of the body, but always present the same general appearance*wherever found.

Soon after the chancre is well established, one or more *buboes* will generally be felt in the groin, or immediate neighborhood of the chancre, wherever it may be. They occur in the lymphatic glands, are round, hard, and where several glands are affected at the same time, they form a kind of cluster, or string. Sometimes these buboes ulcerate, and become exceedingly painful and troublesome. I have seen and treated cases where both groins were masses of ulceration. Thus far I have described only the *primary* symptoms of syphilis.

Unless checked or cured in this, its primary stage, the *secondary* or constitutional symptoms will soon after be manifested. The parts first attacked are, the throat, nose, mouth, tongue, and skin, and next to these, the periosteum, fasciæ, tendons, bones, ligaments, eyes, ears, etc. It appears in the form of ulceration, and so slight is the pain at first that the patient scarcely notices it; but it grows worse and worse, and unless stopped or cured by appropriate remedies, will erewhile produce the most fearful ravages. Among its effects are syphilitic eruptions of several kinds; sore throat, even to the extent of eating out the base of the tongue and opening the lingual artery; diseases of the bone, even to the extent of rendering them

perforate, like a honey-comb; disease of the nose, even to the extent of complete destruction, etc.

I might go on to write hundreds of pages on this one disease alone, but neither my time nor space will permit. Enough, I trust, has already been said to *warn* the reader *against* the disease, or to induce him to speedy, persevering and untiring treatment, if he has already become infected.

I have seen and treated much of this disease—have practiced in a hospital devoted exclusively to its treatment—have read and studied much concerning it; and from all these sources I present what I believe to be the very best

Treatment.—Commence the treatment by giving the patient, three times a day, a tablespoonful of Dr. Carmichael's *Primary Syphilitic Mixture*, No. 95; cleanse the penis thoroughly, every morning, with tepid castile soap water, and apply, both morning and night, Sir Astley Cooper's *Syphilitic Alterative Wash*, No. 97, directly to the chancre or sore. If buboes are felt in the groin, and even before they are felt, Dr. Ricord's *Bubo Lotion*, No. 99, should be applied thereto three times a day, or lint, wet with the lotion, may be kept constantly upon each groin.

The diet should be rather sparing, and fat meats and grease of all kinds should be rigidly abstained from. Daily bathing and very moderate exercise will prove beneficial. This treatment will cure, I think, ninety-nine cases of every hundred of ordinary syphilis, and leave no danger of a secondary attack.

Secondary Syphilis must be treated as follows: Give the patient a teaspoonful, about a half an hour *after* each meal, of Dr. Augustin's *Secondary Syphilitic Mixture*, No. 96; and apply to any ulcers that may show themselves on the penis, or any where else, Dr. Acton's *Syphilitic Wash*, No. 98. Buboes, if any, must be treated as before mentioned. In secondary syphilis the food may be somewhat generous, but not stimulating; and every possible means should be used to sustain and promote the general health of the patient.

TUMORS OF THE PENIS AND SCROTUM.—Cases of this kind are but seldom seen, yet they occasionally make their

appearance and grow to an enormous size, even to the extent of completely burying up the genital organs. They are generally of the sarcomatous character, and if unchecked or uncured, will finally be converted into enormous indurated masses.

Treatment.—Apply Dr. Druitt's *Genital Lotion*, No. 84, three times a day; keep the bowels gently relaxed with the *Genital Cathartic*, No. 85, and keep constantly applied to the tumor a bag-truss, or some other means of constant pressure.

VARICOCELE—Cirsocoele—Spermatocele.—This affection is caused by obstruction to the return of blood through the veins of the spermatic cord, producing a varicose state of the veins. It is more common to the left side than to the right. It appears under the form of a soft, doughy, unequal, knotty, compressible, and indolent tumor, situate in the course of the cord, and increasing from below upward.

Treatment.—Give teaspoonful doses of Dr. Guthrie's *Genital Tonic*, No 86, three times a day; apply to the swollen parts, twice a day, Dr. Druitt's *Genital Lotion*, No. 84, and arrange bandages so that a moderate, steady pressure may be kept upon the parts *from below upward*.

VENEREAL DISEASE.—See *Syphilis*.

SPECIAL TREATISE, PART III.

A

PRACTICAL TREATISE

ON THE

DISEASES PECULIAR TO THE GENITAL ORGANS

OF THE

FEMALE SEX:

WITH DIRECTIONS, GIVING THE VERY BEST TREATMENT IN EACH PARTICULAR DISEASE, AS DERIVED FROM HOSPITAL AND PRIVATE PRACTICE, AND FROM THE WRITINGS OF THE MOST CELEBRATED PHYSICIANS AND OBSTETRICIANS OF EUROPE AND AMERICA.

TO WHICH IS ADDED,

AN ARTICLE ON STERILITY—ITS CAUSE AND CURE;

AN ARTICLE ON GENERATION, OR REPRODUCTION;

An Article on Conception—How to Induce, and how to Prevent it;

AN ARTICLE ON THE THEORY AND PRACTICE OF MIDWIFERY, WITH PLAIN DIRECTIONS HOW TO MANAGE AND CONDUCT A CASE OF LABOR;

AN ARTICLE ON THE PRODUCTION OF MALES OR FEMALES, IN ACCORDANCE WITH THE WILL, OR PREFERENCE OF THE PARENTS.

BY J. R. FREESE, M. D.,

LATE PRESIDENT OF THE FACULTY, AND PROFESSOR OF SURGERY, AND OF OBSTETRICS, AND THE DISEASES OF WOMEN AND CHILDREN, IN THE WESTERN LAW AND MEDICAL COLLEGE; MEMBER OF THE MEDICO-CHIRURGICAL SOCIETY OF PHILADELPHIA; OF THE ILLINOIS STATE MEDICAL SOCIETY; OF THE M'LEAN MEDICAL SOCIETY, ETC.

CINCINNATI:

SMITH, SMALL, & CO.

LONDON: STANLEY, BACON, & CO., NO. 16, LITTLE BRITAIN STREET.

PARIS: MAGENDIE & LESFRANC, 6, RUE DE RICHELIEU.

1856.

PRAGMATIC TREATISE

OF THE

DISEASES PECULIAR TO THE GENITAL ORGANS

OF THE

FEMALE SEX:

WITH EXPLANATIONS OF THE VARIOUS TREATMENTS BY WHICH THE
DISEASES ARE CURED, AS DERIVED FROM HOSPITAL AND PRIVATE
PRACTICE, AND ALSO THE WRITINGS OF THE MOST Eminent
PHYSICIANS AND OBSERVERS OF THE
NINETEENTH CENTURY.

BY
J. C. W. WILKINSON, M.D.,
OF WHICH IS A SERIES,

AN ABSTRACT OF THE
AN ABSTRACT OF THE HISTORY OF GONORRHOEA,

AS A GUIDE TO THE PHYSICIAN AND PATIENT, AND ALSO A GUIDE TO THE
PHYSICIAN AND PATIENT, AND ALSO A GUIDE TO THE
PHYSICIAN AND PATIENT, AND ALSO A GUIDE TO THE

AN ABSTRACT OF THE HISTORY OF GONORRHOEA, AND ALSO A GUIDE TO THE
PHYSICIAN AND PATIENT, AND ALSO A GUIDE TO THE
PHYSICIAN AND PATIENT, AND ALSO A GUIDE TO THE

BY J. C. W. WILKINSON, M.D.,
OF WHICH IS A SERIES,

AN ABSTRACT OF THE HISTORY OF GONORRHOEA, AND ALSO A GUIDE TO THE
PHYSICIAN AND PATIENT, AND ALSO A GUIDE TO THE
PHYSICIAN AND PATIENT, AND ALSO A GUIDE TO THE

AN ABSTRACT OF THE HISTORY OF GONORRHOEA, AND ALSO A GUIDE TO THE
PHYSICIAN AND PATIENT, AND ALSO A GUIDE TO THE
PHYSICIAN AND PATIENT, AND ALSO A GUIDE TO THE

AN ABSTRACT OF THE HISTORY OF GONORRHOEA, AND ALSO A GUIDE TO THE
PHYSICIAN AND PATIENT, AND ALSO A GUIDE TO THE
PHYSICIAN AND PATIENT, AND ALSO A GUIDE TO THE

AN ABSTRACT OF THE HISTORY OF GONORRHOEA, AND ALSO A GUIDE TO THE
PHYSICIAN AND PATIENT, AND ALSO A GUIDE TO THE
PHYSICIAN AND PATIENT, AND ALSO A GUIDE TO THE

PART III.

DISEASES OF THE FEMALE GENITALS.

By the term Female Genitals, I mean the reproductive organs, both external and internal. The external comprise the *mons veneris*; the *labia externa*; the *labia interna*, or *nymphæ*; the *clitoris*; the *præputium clitoridis*; the *vestibulum*; the *os magnum*; the *carunculæ*; the *hymen*; the *fossa navicularis*; the *fourchette*, and the *perineum*.

The internal genitals are the *vagina*; the *uterus*, or *womb*; the *Fallopian tubes*; the *ovaries*; the *round ligaments*, and the *broad ligaments*.

These parts are subject to inflammations, abscesses, tumors, excoriations, ordinary cutaneous and exanthematous eruptions, etc., as are other parts of the organism; but, in addition to these, they are subject to a *peculiar* class of diseases, known only in connection with the *female* organs of generation. It is these only of which I propose to speak in this treatise. Directions for the management and cure of other general ailments, will be found in the General Treatise of all ordinary diseases, to which I would respectfully refer the reader.

In the treatment of female diseases, it should be remembered that there is a difference in the sexes other than that learned in the dissecting room, or in the theater of anatomy alone; for, as Prof. Meigs has very aptly said, "Her mere human or generic nature is modified by her sexual or female nature, to such a degree, that in certain of the great crises of her life, she demands a treatment adapted to the

specialities of her own constitution, as a moral, a sexual, germiferous, gestative, and parturient creature."

I have kept this great truth constantly in my mind, while giving the treatment, or directions for cure, in the following-named affections; and, if the directions are strictly adhered to, I have no hesitancy in saying, that more speedy and certain cures will follow than do follow the treatment of nine-tenths of the so-called physicians throughout the country. It is a fault with our profession, that they study *generalities* too much, and *specialities* too little; or, in other words, they try too much to *generalize* diseases and treatments. With Calomel, Rhubarb, and Opium, some doctors attempt to cure every thing; and when asked for their reason, their reply is, that "all diseases are *about* alike, and hence need "*about* the same treatment." Regardless of sexual peculiarities, differences of constitution, differences of habit, etc., they "go it blind" on *general principles*," and, consequently do as much, or more, harm than good; their patients die, and "Providence" is made to cloak the sins and ignorances of the doctor. I regret the necessity of such an exposure of members of my own profession; but justice to the worthy ones, and justice to the people at large, make such an exposure right, proper, and just; and none but the guilty doers, and their coadjutors, will dare to say otherwise.

ABORTION — *Miscarriage* — *Premature Labor*.—This term is applied to the expulsion of the foetus before the seventh month, or before it is *viable*. As the usual term of utero-gestation is nine months, a labor may be called *premature* that occurs even at seven months, yet such children frequently live, and hence the term *abortion* is applied only to births occurring before the seventh month.

Abortion is *usually* an *accident*, or *disease*, which, if attended to in the beginning, can generally be stopped or cured; and I shall propose a treatment to effect this result. Sometimes, however, it is a *result to be desired*, on account of diseases or malformation on the part of the mother; and it is now a settled rule among all obstetricians, that, where the life of the mother is greatly jeopardized by allowing the foetus to go on to "full term," a premature labor ought always to be induced. There are many dis-

Missing Pages 15-16

Missing Pages 15-16

HYSTERALGIA.—See *Womb, Irritability of the*.

HYSTERIA.—See General Treatise, page 125.

LABIAL CYSTS.—These occur just within the lips of the vagina, and may be distinguished by little sacks, filled with a thin fluid, always perfectly circumscribed, movable, fluctuating, and indolent.

Treatment.—Each of the little cysts should be punctured with a sharp-pointed lancet, to let out the fluid; after which Dr. Hunter's *Genital Ointment*, No. 82, should be applied daily until the parts are healed.

LABIA, OEDEMA OF THE.—Swelling of the “lips,” more or less extensive, may occur from falling astride of sticks and bars, by kicks, by pressure of the out-passing child in parturition, etc. The *labia* being abundantly supplied with blood-vessels, nerves, and absorbents, are liable to inflammation and subsequent suppuration. Hence, active remedial measures must be adopted as soon as the injury occurs.

Treatment.—Give the patient a tablespoonful of Dr. Druitt's *Genital Cathartic*, No. 85, every four hours, until it operates freely, after which apply Dr. Druitt's *Genital Lotion*, No. 84, four times a day, until all the swelling and soreness is gone.

LEUCORRŒA.—See General Treatise, page 130.

MAMMARY ABSCESS.—See General Treatise, page 133.

METRITIS.—See *Womb, Inflammation of the*.

MENSTRUATION, DISEASES OF.—See General Treatise, page 157—*Womb, Diseases of*.

MENSTRUAL CESSATION.—See *Change of Life*.

MENORRHAGIA.—See General Treatise, page 134.

MILK LEG.—See *Phlegmasia Dolens*.

MILK FEVER.—See General Treatise, page 107.

MISCARRIAGE.—See *Abortion*.

NEURALGIA OF THE WOMB.—The symptoms of this disease are the same as those of neuralgia generally—the only difference being in situation. Sometimes the neuralgia is not confined to the womb alone, but extends over the whole abdomen, giving a most distressing sense of pain and uneasiness.

Treatment.—Give the patient a teaspoonful, three times a day, of Dr. Radius's *Neuralgic Mixture*, No. 29; morning and night apply Sir Charles Bell's *Genital Liniment*, No. 83, over all the region of pain; open the bowels gently with Dr. Druitt's *Genital Cathartic*, No. 85; and keep flannel cloths, wrung out from warm water and laudanum, over the whole of the abdomen.

NYMPHOMANIA.—*An irresistible and insatiable desire, in females, for the venereal act*.—This affection is more apt to occur in females of a very nervous temperament and vivid imagination. In the commencement, the sufferer is a prey to a continual contest between feelings of modesty and impetuous desire. Afterward she abandons herself to the latter, seeking no longer to restrain her desires. Unless stopped by appropriate remedies, complete mental alienation will finally ensue, when complete solitude will become indispensable. If taken in time, it can always be cured by the following

Treatment.—Take two of Sir Benjamin Brodie's *Anti-Venerial Pills*, No. 93, three times a-day; syringe out the vagina, every morning and night with *cold water*, after which, bathe the external organs with Dr. Druitt's *Genital Lotion*, No. 84. Endeavor to employ the mind, that no room shall be left for thoughts of venery. Let the food of the patient contain but little or no seasoning, and studiously avoid wines, and all else that may excite the nervous system.

OVARITIS.—*Inflammation of the Ovary*.—The symptoms of this disease, are distressing pain and tenderness in the iliac region; connected with painful and hysterical men-

struations. The pain comes on somewhat suddenly, and is so severe, at times, as to make the patient scream with agony. If the disease assumes a chronic form, it may terminate in hypertrophy of the organ.

Treatment.—Commence by giving the patient Dr. Druggitt's *Genital Cathartic*, No. 85, until a full and free operation is had upon the bowels; then apply Sir Charles Bell's *Genital Liniment*, No. 83, over all the iliac region; and keep constantly thereon flannel cloths wrung out of cold water. Continue this treatment until complete relief is obtained.

OVARIAN DROPSY.—Usually the first symptom of this affection is a tumor in one of the inguinal regions. It will be found to arise out of the pelvis, either on one or the other side, and may be firm and smooth, or lobular and uneven. It is seldom painful, yet may not be entirely devoid of uneasiness. For a time it progresses slowly, when, suddenly, from some unknown cause, a rapid increase takes place. It is a dangerous affection and should receive treatment early and promptly.

Treatment.—Four times a day give the patient a teaspoonful of Dr. Blair's *Genital Hydrogoge*, No. 87; and apply, morning and night, over the whole lower part of the abdomen, Sir Charles Bell's *Genital Liniment*, No. 83. A continuance of this treatment will, generally, not only arrest the development of the disease, but cause absorption and elimination of whatever effusion may have already taken place.

PHLEGMATIA DOLENS—Crural Phlebitis—Milk Leg.—This disease may occur at any period within the lying-in month—either before or after confinement. The disease was once thought to be dependent on the scattering of the milk through the tissues of the leg; hence the name “milk-leg.” Others supposed it to be an inflammation of the cellular tissue of the leg; but its true pathological character is now known to be a contraction of the veins of the leg, commencing in the endangium of the vessels.

Its first symptom is that of uneasiness in the leg; then pain, extending from the “calf” to the hip; followed by swelling, more or less extensive.

If the disease is detected in its formative stage, and before much febrile excitement is caused from it, it can generally be cured without much delay or trouble; but, after it has become fully manifested, it is a difficult, and often a very tedious affection. The treatment should be prompt and persevering.

Treatment.—Keep the bowels gently relaxed with Dr. Druitt's *Genital Cathartic*, No. 85; give a teaspoonful of Dr. Freese's *Fever Mixture*, No. 7, every four hours; once a day apply to the whole leg Dr. Druitt's *Genital Lotion*, No. 84; have your patient maintain the horizontal position, with the leg slightly elevated, say seven or ten degrees; and steep the whole limb, twice a day or oftener, with a large piece of flannel dipped into and wrung out of a large basin, filled with equal quantities of vinegar and boiling water, into which flannel the limb should be carefully wrapped, and kept so for two or three hours, in each application.

When the limb is nearly well, it is a good plan to inclose it in a common roller bandage, for the purpose of facilitating and hastening absorption.

POLYPUS UTERI.—*Polypus of the Womb.*—This is a disease which manifests itself frequently without any known cause. It consists of a sack, large or small, with a very narrow neck and large base—resembling a pear—affixed to some point, on the inner surface of the womb. It causes irritation, and sometimes great pain, but its best diagnostic symptom is that of bleeding almost continually; hence women, thus afflicted, are *unwell* almost constantly. Professor Meigs relates a case where the woman was *constantly unwell for six and a half years* from this cause. If detected early, its growth may be checked by appropriate remedies, and the diathesis of the system so changed that the affection will cease. If allowed to go on to full development, nothing short of surgical extirpation can cure the patient.

Treatment.—Give the patient a teaspoonful, three times a day, of Dr. Chelius's *Compound Iodine Alterative*, No. 34; twice a day use an injection into the vagina, made from Sir Charles Clarke's *Organic Uterine Injection*

Powders, No. 103. If the polypus is too far advanced to be affected by these remedies, then it must be extirpated by the surgeon, after which a use of these remedies will effectually prevent its re-appearance.

PREMATURE LABOR.—See *Abortion*.

PRURITUS VULVÆ—*Itching of the Vaginal Lips*.—This slight yet distressing affection is most apt to occur in women that are *pregnant*, yet it occasionally occurs in those who are not. It consists of a most intolerable itching, mainly attacking the inner face of the labia. Sometimes the parts are red, dry, and hot, denoting inflammation; in others, the dryness and redness are wanting.

Treatment.—Apply to the itching parts, three times a day, or oftener, Dr. Meigs's *Female Lotion*, No. 101. Continue this treatment for a few days, and complete relief will ensue.

PUERPURAL CONVULSIONS — *Eclampsia*.—This disease may come on either during or after confinement. It consists of violent, irregular, non-spontaneous innervations of the voluntary muscles, characterized by strong rotation of the head to the right or left, and backward, with violent jerking contractions of the muscles of the upper and lower extremities, back, and abdomen. Spasmodic action of the diaphragm and muscles of expression, very rapidly repeated, always attend it. The lips and teeth are firmly closed and opened by turns, so that the rapid and violent breathing produces a loud, peculiar, hissing sound. The treatment needs to be both prophylactic and immediate; that is, *to prevent and to cure*.

Treatment.—The bowels should be briskly moved by Dr. Druitt's *Genital Cathartic*, No. 85, or with an enema, made of salt and water. Two of Dr. Ashwell's *Female Puerperal Pills*, No. 104, should be given every four hours; ice-cold applications should be made to the head, and kept on constantly, while mustard plasters should be put to the feet and ankles, and kept on until they have *almost* drawn a blister. The horizontal position should be strictly observed until all danger is passed.

To *prevent the coming on* of convulsions, the patient, before confinement, should keep the bowels gently soluble with the No. 85 *Cathartic*; should be abstemious in her diet; and each night, before retiring, she should take one of Dr. Ashwell's *Pills*, No. 104.

PUERPERAL FEVER.—See General Treatise, page 83.

RELAXED SYMPHYSIS PUBIS.—This unhappy condition of parts occurs occasionally because of the transit of an overgrown foetus, badly managed forceps operations, or too great expulsive efforts of the womb. Its characteristic symptoms are, pains immediately beneath the *mons veneris*, weakness and instability in walking, and acute pain just there, if the patient happens to fall, or have a sudden jar. The case demands prompt and continued treatment.

Treatment.—Once a day apply Sir Charles Bell's *Genital Liniment*, No. 83, to all the painful parts; and after each application, apply a tight, firm bandage around the hips of the patient. To support the strength, give a teaspoonful, three times a day, of Dr. Guthrie's *Genital Tonic*, No. 86. Rest, and the recumbent posture, are useful adjuncts to the treatment.

RHEUMATISMUS UTERI—*Rheumatism of the Womb*.—This is a rare affection, yet it sometimes occurs both before and after confinement. The pain and symptoms are the same as those of rheumatism occurring in other parts of the body—the difference being only in situation. For ordinary rheumatic symptoms, see General Treatise, page 146.

Treatment.—Give the patient a teaspoonful of Dr. Bird's *Rheumatic Mixture*, No. 42, every four hours; and apply, three times a day, over all the painful parts, Sir Charles Bell's *Genital Liniment*, No. 83. Rest, the recumbent position, and light diet, are useful adjuncts to the treatment.

RUPTURED LABIUM AND PERINEUM.—This accident occasionally occurs, either because of the foetus quitting Carus's curve at a tangent, or from proper lack of support to the perineum, during the passage of the child through the

external opening. The laceration may be of greater or lesser extent, and needs treatment proportionate thereto.

Treatment.—To the lacerated part apply, twice a day, Dr. Hunter's *Genital Ointment*, No. 82; and to keep down inflammation in surrounding parts apply, morning and evening, Dr. Druitt's *Genital Lotion*, No. 84.

SYPHILIS.—See Diseases of the Male Genitals, page 25.

ULCERATED NYMPHÆ.—The nymphæ, or internal labia, like other portions covered with mucous membrane, are liable to ulceration, which may proceed from uncleanliness, or actual injury, or even from constitutional causes.

Treatment.—Once a day cleanse the parts thoroughly with castile soap water; then dry and apply Dr. Meigs's *Female Lotion*, No. 101. If you strongly suspect the cause to be constitutional, then give the patient a tablespoonful, three times a day, of Dr. Carmichael's *Primary Syphilitic Mixture*, No. 95.

VAGINITIS—*Inflammation of the Vagina.*—This may follow *labor*, carelessness in the use of the *forceps*, or may be provoked by *gonorrhæa*. It is characterized by pain, heat, discharge of mucus, or of sangui-mucous excretions; by thickening of the mucous membrane; narrowing of the canal; by inflammatory exudation on the mucous surface; a sense of weight in the pelvis; micturition; aching in the sacrum and loins, and a tenesmic state.

Treatment.—After thoroughly syringing out the vagina, three times a day, with cold water, a lotion, made from Dr. Thompson's *Alkaline Vaginal Injection Powders*, No. 102, should be applied each time, both internally and externally. A piece of flannel, wrung out of cold water frequently, should be kept applied to the external organs; rest, in the recumbent position, should be enjoined, and the diet of the patient light and unstimulating.

VAGINAL ULCERATIONS.—These may proceed from constitutional causes, from abrasions of the the vaginal surface, caused by difficult labor, etc. If allowed to go on, they may produce great disturbance to the whole

system, but, if attended to early, may readily be cured by the following

Treatment.—Keep the vaginal surfaces cleansed by occasional syringing with cold water; and, twice a day, apply Dr. Meigs's *Female Lotion*, No. 101. If the ulceration proceeds from constitutional causes, the treatment should be the same as that recommended in ulcerated nymphæ.

VICARIOUS MENSTRUATION.—This is a discharge, generally of blood, from other parts than the uterus, superseding menstruation, and in its return, occasionally observing a menstrual period. The discharge may be from the nose, mouth, ears, nipples, or some open sore—most often from the nose. If allowed to go on unchecked, it may produce great disturbance in the system; if taken early, it may readily be cured by the following

Treatment.—Four times a day, give the patient a teaspoonful of Dr. Dewees's *Emmenagogue Mixture*, No. 9; have her take a *warm hip-bath* each evening; let her food be light, yet nourishing; exercise gentle; and once a day have her use the syringe, with tepid water.

WARTS OF THE VULVA.—Women are sometimes plagued with a growth of *verrucae*, or warts, that spring in dozens or hundreds from the whole surface of the *sinus pudoris*. They are soft, and usually bathed with a sort of milky humor; but when pinched off the broken surface trickles with blood, which soon ceases to flow. Their growth is generally slow, but sometimes rapid.

Treatment.—Snip them off, one by one, with a pair of sharp scissors, then apply to the cut surfaces Dr. Meigs's *Female Lotion*, No. 101. The constitutional treatment, to prevent their return, is, that the patient should take a teaspoonful of Dr. Smith's *General Alterative*, No. 80, three times a day, a half hour before each meal.

WEED IN THE BREAST.—See *Mammæ Affections of*—General Treatise, page 133.

WOMB, ABSCESS IN THE WALLS OF THE.—This is an exceedingly rare malady, yet occasionally met with. It com-

mences with acute, deep-seated pain in the hypogastric region, radiating to all parts of the pelvis, and increased by micturition and defecation. Gradually the whole system becomes involved, and the abscess will go on to "point" and "break," unless relief is afforded.

Treatment.—Give a teaspoonful of Dr. Guthrie's *Genital Tonic*, No. 86, three times a day; apply, over the painful region, Sir Charles Bell's *Genital Liniment*, No. 83; and once a day have her use an injection into the vagina, made from Sir Charles Clarke's *Organic Uterine Injection Powders*, No. 103.

WOMB, ATROPHY OF THE.—The atrophy, or "*growing less*," of the womb, is doubtless one of the affections to which it is subjected, although some authors have seemed to doubt it. Sterility, no doubt, is frequently dependent on this condition. A general feeling of vacuity, or inner contraction, are the only symptoms by which the condition may be detected. The following is the best

Treatment.—Order your patient to take, four times a day, a teaspoonful of Dr. Guthrie's *Genital Tonic*, No. 86; and, twice a day, have her inject the vagina with a solution made from Dr. Thompson's *Alkaline Vaginal Injection Powders*, No. 102.

WOMB, CANCER OF THE.—This, unfortunately, is a disease of too frequent occurrence, and always terrific in its character. It commences with a dull, aching pain in the womb, alternated, occasionally, with sharp, lancinating ones. When it becomes "open cancer," a very offensive discharge issues from the womb; and the general health suffers severely. Early detection, and prompt treatment, are the only hopes of success.

Treatment.—At the earliest suspicion of this terrible affection, commence to give your patient Dr. Evans's *Genital Cancer Pills*, No. 89, commencing with one pill before each meal, and gradually increasing the dose. Also, twice a day, inject, through the vagina, to the very mouth and neck of the womb, a solution, made from Sir Charles Clarke's *Powders*, No. 103.

WOMB, CAULIFLOWER EXCRESCENCE OF THE.—This consists in a morbid growth at the mouth of the womb, consisting of minute ramifications of arteries, connected by a flocculent tissue, and covered by a secreting membrane. Attention is generally first excited by the inodorous and almost constant watery discharge, streaked, after a while, with blood. The pain is very slight. Unless checked, or cured, death is caused by its exhausting effects upon the system.

Treatment.—The bowels should be kept gently soluble with Dr. Druitt's *Genital Cathartic*, No. 85; before each meal, she should take a teaspoonful of Dr. Smith's *General Alterative*, No. 80; and morning and night, she should inject the vagina with a solution made from Sir Charles Clarke's *Organic Uterine Injection Powders*, No. 103. Abstinence from sexual intercourse, the recumbent posture, the avoidance of every kind of excitement, and a mild, unstimulating diet, should all be observed.

WOMB, CONGESTION OF THE.—The *local* symptoms of this affection are fullness and weight, with dull pain, not increased on pressure, in the hypogastric region; a sense of uneasiness about the neck of the bladder, and at the anus; occasional hemorrhages, especially after exertion, or sexual intercourse. The *constitutional* symptoms are, slight rigors, flushings, headache, nausea, and despondency. Hysteria is common.

Treatment.—Keep the bowels gently soluble with Dr. Druitt's *Cathartic*, No. 85; twice a day, rub thoroughly, over all the womb region, Dr. Druitt's *Genital Lotion*, No. 84. Once a day, the patient should take a *warm alum hip-bath*, and a *blister* on the sacrum is sometimes of great service. Rest, in the recumbent posture, is indispensable.

WOMB, FALLING OF THE—*Prolapsus Uteri*.—The uterus, or womb, is situated between the bladder and the rectum, resting on the upper end of the tube of the vagina, attached in front to the bas-fond on the bladder, and held in its situation by two round ligaments in front, which prevent it from turning over backward; while the two broad ligaments, to the right and left, prevent it from turning to either side. The nerves of the womb, vagina, and bladder,

have a very extensive fiber connection with the whole of the *splanchnic plexuses*, and with the great *sympathetic* and the *spinal* nerves; hence any displacement of the womb may disturb the renal, the hypogastric, and sacral plexuses of nerves, just as the tooth starts into existence the most frightful neuralgia of the whole face. From this may be understood why the pains, from falling of the womb, are sometimes so extensive—producing pains in the “small of the back,” in the groins, a heavy, dragging sensation about the hips, together with both vesical and rectal tenesmus, and, finally, undermining the whole system, by its general irritation.

Treatment.—Give your patient a tablespoonful, morning and night, of Dr. Mackintosh’s *Womb Tonic*, No. 105; have her inject the vagina once a day with a solution, made from Dr. Thompson’s *Alkaline Vaginal Injection Powders*, No. 102; wear a proper bandage, or supporter, about the hips and abdomen; let the exercise be gentle; food nourishing; and use all other measures for the support of the general health. Where the *prolapsus* is very bad, amounting almost to protrusion, it is necessary to insert a properly arranged *pessary*, which can only be done on personal application.

WOMB, INFLAMMATION OF THE—*Metritis*.—Among the most prominent symptoms of this disease are, pain, deep down behind the pubis, or higher in the abdomen, affecting also the back and groins, and aggravated on pressure, micturition, and defecation. The pulse is generally quick, but not always either full or hard; on the contrary, it is sometimes weak and compressible. The skin is usually hot and dry, bowels constipated, stomach irritable, tongue dry and furred, and often a disposition to fainting, especially on sitting up. If the *acute* stage is not early met and subdued, a *chronic* inflammation is apt to follow, and occasionally prove very troublesome.

Treatment.—Purge the bowels actively with Dr. Druitt’s *Genital Cathartic*, No. 85, and keep them gently soluble with the same. Twice a day, have the vagina injected with a solution made from Dr. Thompson’s *Powders*, No. 102; and over all the region of pain apply Dr. Druitt’s

Genital Lotion, No. 84, several times a day. A *hip-bath*, and a *bran poultice* over the abdomen, as hot as it can be borne, soothe and materially aid the other treatment. Rest, and the recumbent posture, should be strictly maintained.

WOMB, IRRITABILITY OF THE.—*Hysteralgia*.—This affection consists in a permanent and painful sensibility of the uterus, and especially of its neck; often accompanied by increased frequency of pulse, a dry, hot skin, and generally, in protracted cases, with gastric and renal derangement. The disease usually occurs during the middle period of life, and commonly prevents conception. The urine is often high-colored, scanty, and voided with pain; there is also headache, dyspepsia, and capricious appetite. Leucorrhœa is a frequent attendant.

Treatment.—Twice a day give the patient a tablespoonful of Dr. Mackintosh's *Womb Tonic*, No. 105; every evening have her inject the vagina with a solution made from Sir Charles Clarke's *Organic Uterine Injection Powders*, No. 103; and apply over the external generative organs Dr. Meigs's *Female Lotion*, No. 101, once or twice a day. Rest, in the recumbent position, sea air, generous milk diet, with a little good claret wine, or ale, are all useful adjuncts in the treatment of this disease.

ON STERILITY.

Cases of essential and incurable sterility, depending on the female, are extremely rare; while cases of removable sterility are very numerous. Hence it is that a large majority of sterile women might become mothers, if they would submit to a proper and judicious treatment.

The causes of sterility—I mean *removable* sterility—are various, among which I may mention certain diseased states of the lining membrane of the womb; anteversion, or other abnormal positions of the organ; ulcerations of

the external or internal mouth of the womb; excessive *intro-uterine* leucorrhœal discharge; excessive corrugation, or rigidity of the neck of the womb, causing almost a complete occlusion of the organ, and consequently preventing the male *semen* from entering into and impregnating the *ovum*; ulcerations, more or less extensive, completely *within the womb*, etc.

All these, and like affections, are within the control of the "healing art;" and, upon the principle that if you "remove the cause the effect must cease," we have only to cure the cause, whatever it may be, and the effect, sterility, will at once cease.

As I have said above, "*Essential and incurable* sterility is an extremely *rare* disease," so much so that I have no question but what I could cure ninety-five out of every hundred cases which might be presented to my care; and what I could do, others, of equal knowledge and skill, could do also.

I would gladly, if I could, present my readers with a treatment; but so various are the causes of sterility, that the treatment in one case would be entirely inapplicable in another; and hence nothing short of personal application, or a careful detail, by letter, of symptoms, including temperament of patient, general health, etc., can insure success.

If, therefore, any of my fair readers should desire advise or treatment, for sterility, at my hands, they must either apply personally, or send me a carefully written statement of their exact condition, when it will afford me great pleasure to relieve them to the extent of our noble art. I have never yet treated a case without success, although I am well aware that there are cases which are beyond the reach of any treatment, yet they are the exceptions and not the rule—the rule is, that they *can be treated*, and that, too, *successfully*.

ON GENERATION, OR REPRODUCTION.

To perpetuate our race, God, in his wisdom, has created certain organs, which we call *organs of generation*, and certain laws, by which these organs are regulated and our

species reproduced, which laws we call *laws of generation or reproduction*.

To women are given the *eggs*, or little *yelk-balls*, inclosed in the *ovaries*, at either side of the womb. Each of these little eggs, or yelk-balls, is a *vitellus*—a thing of life—and contains within it a *germinal vesicle*; upon the inner wall of which vesicle is a *germinal spot*; and around the whole is an *ovisac*, or *capsule* which is called the *Graafian vesicle*. To woman, also, is given the *germinating* nature.

The male is supplied with two organs, called *testes*, in which is produced a white semi-viscid fluid called *semen*, or *sperm*, which fluid, when brought in contact with the egg, or little yelk-ball of the female, has the power of *fecundating* or *vitalizing* it, so that from thenceforth it may go on to develop itself into an organized being.

Once a month, usually, one or more of these little eggs, or yelk-balls, descend from the ovaries to the womb, and, if no impregnation takes place, it passes away with the *menses*, or becomes otherwise broken and destroyed; but if, while in the womb, it does become impregnated with the male semen, then it becomes *attached* to the inner coat of the womb, and from that moment goes on to develop itself into an organized being. The attachment is, at first, very slight, and if it is broken, the egg, though impregnated, passes away and no farther gestation occurs; but if the attachment continues, time strengthens it, and gestation will go on for the full period of nine months.

From this short synopsis, it will be observed that the *ovum* of the female, and the *semen* of the male, are the *real* generative principles; that it requires *actual contact*, or *admixture*, of these two principles; or, in other words, it requires the *fecundating* principle of the male to come in *direct contact* with the *germinating* principle of the female, before any vitality or growth can be manifested in either. The external and internal organs of generation, both of male and female, are simply the means, or apparatus, by which these two generative principles are brought together, and protected during gestation.

The earliest evidence of a morphous state in the future embryo, after fecundation, is a multiplication of homogeneous cells into a heterogeneous mass. Soon the rudimentary outlines, which are to serve as a temporary

structure for the more permanent parts of the new being, are observed. The first discernable mark is the outline of the vertebral column, from which the foetus grows at either side, until, finally, both sides meet and coalesce at the meridian line, in front of the body.

To account for the fact that some females will conceive at any time, whether near or at the time of menstruation or not, some physiologists have contended that impregnation takes place *in the ovary*, and *before* the rupture of the Graafian vesicle; while others contend that the Graafian vesicle is ruptured first, when the ovum escapes into the Fallopian tubes, and *meets* the male sperm *on its way* to the uterus. This may be true in some special cases, but the rule, I think, is as first stated, namely: that the ovum descends into the womb, when and where it comes in contact with the male sperm, and then and there becomes impregnated, or vitalized.

The *development* of the foetus, from a mere *germinal point*, then a mass resembling a *mulberry*, up to a fully developed child, is one of the most interesting subjects of obstetrics; but the space allowed for this treatise will not permit me to enter into it. Suffice it to say, that the germinal point, or embryo, subsists as long as it lasts upon the surrounding yolk; after the yolk has been entirely absorbed, a delicate, membranous sack is formed at the inferior extremity of the foetus, on the surface of which is distributed a number of minute blood-vessels, from the vascular layer; this vesicle, called the *Allantois*, gradually extends itself until it comes in contact with that part of the uterine surface, where the villi of the chorion are most abundant; here the vessels which it carries attach themselves, in order to form the *Placenta*; and the *Allantois*, having fulfilled its functions, shrivels up, and from thenceforth the foetus is nourished and developed directly from the *Placenta*, and this arrangement continues until the child is born.

For further information, relative to this interesting branch of medical science, I would refer the reader to the works of *Ramsbotham*, *Churchill*, *North*, *Ashwell*, *Baudelocque*, *Desormeaux*, *Dewees*, and *Meigs*.

ON THE THEORY AND PRACTICE OF MIDWIFERY.

From the days of Hippocrates, down to the present, medical men have been divided as to theories, not only upon this, but upon all branches of medical science. Almost every obstetrical writer has a classification according to his own peculiar views, each based upon his definition of a *natural labor*. I have neither space or inclination to enter the arena of dispute, and will, hence, proceed at once to consider the subject of LABOR, its *stages*, *mechanism*, and *treatment*, or proper *conduct* thereof.

Some women need to be prepared for the perils of childbirth, by a course of preliminary treatment, commencing a few weeks before their term. This should consist in bleeding, if there is much headache and a general plethora of the system; gentle cathartics, if the bowels are constipated, or have a tendency thereto; light and unstimulating diet, and regular exercise. These precautions are not necessary for all, but for some.

At the "end of the term," labor commences, and this is usually divided in three stages.

The first stage commences with pains, growing harder, and stronger, and longer, as it progresses. Nausea and vomiting sometimes occur during this stage, and, although distressing to the patient, generally forward the labor, by relaxing and dilating the mouth of the womb. During this stage, the practitioner should carefully explore and examine, *per vaginam*, the condition of parts, to ascertain whether the *presentation* is natural, or otherwise; whether any malformation exists in the generative organs or not; whether the mouth of the womb is dilating naturally, or whether any undue rigidity, or occlusion, exists thereat; whether the size of the pelvis is sufficient to warrant a safe delivery, etc. If any abnormal condition exists, this is the time to know and to remedy it. During this stage the patient need not be confined constantly to the bed, but may be allowed to sit up, or even to walk about, if she desire it.

The mouth of the womb being fully dilated, the *second stage* is often announced by the rupture of the membranes,

and consequent discharge of the "waters." As soon as this occurs, the patient should retire to her bed, and the practitioner make a careful examination, in order to determine more accurately the position, and inform himself of the advance of the head.

In this country and in England it is usual to place the woman upon her *left side*, with her hips close to the edge of the bed, and her knees drawn up toward the abdomen, with a pillow, or large roll of cloths, placed between them. This I think *decidedly the best position*, both for the woman and the accoucher; nevertheless, a woman may, if she prefer it, be delivered on her back, on her knees, on her husband's lap, (the fashion in some districts of country,) or in almost any other position.

If the membranes have not broken at the commencement of the second stage, and the head has passed the circle of the os uteri, they may be broken by pressing the notched finger-nail against them during a pain.

When the head has begun to press upon, and distend the *perineum*, it should be supported with the palm of the left hand, so as to gently press the head forward toward the pubes, and thereby prevent perforation or rupture of the perineum.

As the head escapes from the external mouth, it should be received in the hand of the practitioner, and allowed to perform the motions of restitution, carrying it forward as the shoulders are expelled. He should also be careful to observe whether the cord is twisted about the neck, and if it be, to disengage it. The perineum should be supported during the exit of the shoulders, and the whole body carried forward in the axis of the pelvic outlet, and *not* by any means *pulled out*, in order to relieve the woman from pain, and facilitate delivery.

As soon as the cord has almost stopped to pulsate, a strong ligature should be tied tightly around it, about two inches from the umbilicus, and another about an inch further on, and the cord cut *between* them.

The practitioner should then place his hand on the abdomen of the woman, to ascertain whether there be a second child or not; and if not, then the next thing in order is to bring away the placenta, or after-birth, unless it may have already come away with the child.

Winding the cord around the finger, gentle traction may be made upon it; but too great force should never be used, lest the cord be separated from the placenta, or the womb drawn from its position. Generally the placenta will come away after a few pains; but if, from any cause, it should be delayed longer than two hours, then the oiled hand must be passed up into the womb, and the placenta carefully loosened from its attachments, and brought away.

The *pudendum* (external organs of generation) should now be carefully and gently dried, and covered with a warm, soft cloth; after which the bandage, or roller, should be so applied, and drawn moderately tight, as to afford an adequate support for the womb and abdominal viscera.

The wet sheets, etc., may now be removed, if there be enough help present to raise the woman while it is being done. In no case should the woman be allowed to get up on her feet, or sit up so soon after delivery; better to let the wet sheets alone till next day, than run so great a risk of flooding, or "falling of the womb."

The child should be put to the breast *as soon as the mother is sufficiently rested*. It is not only useful to the child, by supplying it with the early secretion, which is laxative, but it is also beneficial to the mother, inasmuch as it excites contraction of the womb, and the breasts to an early and healthy action.

The diet of a woman lately delivered should be light, consisting mainly of farinaceous articles; and she should be kept in a strictly horizontal position until all danger of hemorrhage is passed.

About half an hour after the labor is completed, there often occur a succession of painful contractions, called *after-pains*. During their presence the discharge from the uterus increases, and coagula of blood are frequently expelled. Their operation is salutary, within certain limits. A discharge called the *lochia* follows after, and generally continues, more or less, for about three weeks, at the cessation of which the woman is said to be "*purified*," and again "sound and well," as before her confinement.

ON CONCEPTION—HOW TO INDUCE OR PREVENT IT.

Having, in the two previous articles—namely, that on *Sterility*, and on *Generation, or Reproduction*—expressed my opinions freely as to the *curability* of the one and the *modus operandi* of the other, it only remains for me to say that to *induce* and *prevent* conception, are entirely within the control of proper treatment.

The great majority of women conceive readily, while only a few are sterile, or conceive with great difficulty. Many women will conceive at a single coition, while others will live with their husbands for years without conceiving; and then, without any marked change as to health or condition, commence to conceive, and thenceforward bear children rapidly. As every effect must have a cause, so these specialities have their legitimate cause, which can usually be detected by the intelligent physician.

The mode or manner of conception will be learned by carefully studying the article on *Generation, or Reproduction*, together with the anatomy of the generative organs.

How to induce conception is treated on negatively in the article on *Sterility*, to which I would refer the reader.

How can conception be prevented, and yet allow full and free cohabitation between the wife and husband? Is it proper, under any circumstances, to use the means?

In answer to the last inquiry, I say, yes; and my answer is not a hasty or inconsiderate conclusion, but founded upon much inquiry and much thinking. I have not the space to enter into an extended discussion of the question; but let any one cast his eyes about him, and consider the amount of unhappiness, yea, of *misery*, consequent upon the lack of the knowledge whereby to *limit the number* of one's offspring; let him think of the thousands of mothers who *suffer almost continually*, and are consigned to *premature* graves on account of it; let him think of the poverty and struggling of parents, living and yet dying, dying and yet living, on account of it; let him think of the millions born into the world without a home or protector, or any earthly comfort whereby life is made desirable, cast out as drift-wood upon the ocean of life, to be kicked, and buffeted, and scorned, and despised; oppressed,

imprisoned, and hung; wishing in the morning that night would come, and crying out, in the agony of their souls, "O that I had never been born!" fearing to live, and yet dreading still more to die; unfit for the society of earth, and yet still more unfit for the society of heaven; let him think of these things, and thousands of others which tongue can not tell, or pen can not write, and I think he will conclude with me that to know *how to prevent conception*, and, under certain circumstances, *to use said preventatives*, is right and proper, both in the sight of man and of God!

The answer to the first question—namely, *the best means of prevention*—has in all ages of the world been a more difficult one than the second. Learned and good men, for centuries past, have been endeavoring to solve this question, and have found it no easy task. Many means have been suggested which, upon trial, have been found to so *lessen the pleasure* of coition, or so *injure* the generative organs of the mother, or so detrimental to her health, that they have been thrown aside as inefficient.

Not until quite recently have we been presented with a means effective, sure, and uninjurious.

PROF. M. BALDELLOQUES, the great French obstetrician, and author of "*Traite des Maladies, des Femmes*," after studying, thinking, and experimenting for years, has finally presented the medical profession, and the world at large, with a certain and sure preventative. I understand it to be both mechanical and chemical; and in the announcements of it in France, Germany, and Spain, it is said that the pleasures of coition are in no way lessened; that no possible injury can occur from it to either party; that it is always effective; that the same instrument and chemical solvent can be used for a few years, or many; and that if, at any time, the parents desire children, they have but to discontinue the use of the preventative, and the organs will be found in as healthy and fruitful condition as before its use.

I understand also that agencies for the sale of this great preventative are to be established throughout our country soon, when all who desire will have an opportunity of availing themselves of its advantages.

ON THE PRODUCTION OF MALES OR FEMALES IN
ACCORDANCE WITH THE WILL OF THE PARENTS.

Nature has so ordained her laws that man can not always have that which he wills, and the wisdom of Providence in this, as in all things else, is easily understood; yet, by diligent research and experiments, many things are now within the control of man's will which were once thought entirely beyond his control. The subject under consideration, I think, to be one of these things, although I am free to admit, that even the most intelligent may sometimes fail in the treatment.

This is no new inquiry, but one that has occupied the attention and pens of philosophers from the times of Hippocrates and Aristotle down to the present. The Egyptians, Indians, and Greeks made it a study, and thought they had found the key in the position of the constellations and phases of the moon. M. Giron, Moreau, Bailey, Villerme, and Velpeau, of France, have thought deeply, experimented extensively, and written much on the subject. Hofacer and Sadler experimented and wrote upon the subject; while Babbage, Emerson, and others of our own country, have given it no small amount of attention. Each of these authors have advanced and advocated a theory, and some of them, I think, have proved their position beyond a reasonable doubt, although there is none to which there may not be exceptions. Indeed, there is no rule without an exception.

At first thought this inquiry or interference may seem officious to many minds—may seem like meddling with the affairs of Providence in that in which we ought to have no control; but, upon more mature reflection, I think that every intelligent mind will agree with me, that there are cases, many cases, in which it would not only be desirable, but just and proper, to so regulate conception that either a male or female might be the product, in accordance with the will of the parents. A sister needs a brother as a protector—as a sure and fast friend when death has swept her parents into the cold grave; while a brother needs the soft, refining influences of a

sister to keep him in the paths of rectitude by the gentle winding of the tendrils of her affection about him. How many homes would be made more happy, how many hearts more glad, how many more parents would die in peace if they could and would thus control the sex of their offspring!

The question then arises, *How can this be done?* I answer, by *advice* and *treatment*, given and conducted upon strictly physiological principles. The advice and treatment suited to one case might not be appropriate in another—the difference depending on the *temperaments* of the parents, their age, condition of general health, and especially of the organs of generation, habits of exercise, habits of living, etc.

I will venture to say that I, and others equally well acquainted with the subject, can, in nine cases out of ten, give such *advice* and *treatment* as will insure the will of the parents as to the sex of their child or children; and yet, neither I, or any one else, can give *general* directions as to the treatment of cases. If I could, I would.

If any who read this short treatise, desire *advice* and *treatment* from me on this subject, they will have to apply either personally or by letter. If by letter, they must be careful to state the age, the temperaments, the condition of general health, and, especially, of the organs of generation—whether active and healthy, or feeble and weakly—the habits of exercise, and of living of the parents; also, how long married, how many children (if any) they have had, and of what sexes? If the facts in answer to these inquiries are carefully stated, the advice and treatment can be given almost as well absent as present.

WESTERN LAW AND MEDICAL COLLEGE.

[COMMUNICATED.]

THE charter, or declaration, by which this institution was legally and regularly organized, was filed in the office of the Secretary of State of the State of Illinois, September 21, 1853.

The charter specifies that the institution shall be under the "direction and supervision of thirteen Trustees, and that the Governor of the State of Illinois shall, *ex officio*, be at all times one of said Board, and the standing Chairman thereof." The names of the other twelve are specifically mentioned in the charter, being of the best citizens of the city of Bloomington, Illinois, at which place the College was located.

The charter further specifies "that the said institution shall be of the rank of a college or university, and that the branches of science proposed to be taught in said institution are, Surgery; Chemistry; Anatomy; the Theory and Practice of Medicine; Obstetrics, and the Diseases of Women and Children; Physiology; Pathology; Materia Medica; Therapeutics; Medical Jurisprudence; Institutes of Law; Practice, Pleading, and Evidence at Law and in Equity; the Law of Real Estate, Conveyancing, and Equity Jurisdiction."

At a meeting of the Board of Trustees, held January 13, 1854, the following preamble and resolution were *unanimously* adopted:

"WHEREAS, our charter authorizes us, at our first meeting, to appoint some one to be President of the College, to

whom we may intrust the forming of a Faculty for the same, and name such persons to professorships therein as he may think proper, subject, nevertheless, to our approval or rejection, therefore,

“*Resolved*, That we hereby nominate and appoint DR. J. R. FREESE, of this city, to be the President of said *Western Law and Medical College*, and also Professor of Surgery, and of Obstetrics and the Diseases of Women and Children, in the same; and that we further nominate and appoint him our agent, to make such arrangements relative to the further formation of a Faculty, as he may deem proper; the same to be subject, however, to our final decision.” (*Extract from Minutes*, page 21.)

In accordance with the authority vested in him by the Board of Trustees, Dr. Freese at once commenced the effort of forming a suitable Faculty for the said College. He wrote to a number of prominent physicians and lawyers throughout the country, inviting them to remove to Bloomington and take professorships in the school; but the inducements—the best which he could offer—were not sufficient to bring to his aid that class of men.

In the meantime the building, in which it was designed to give the lectures and demonstrations, went steadily on to completion, and was finally ready for occupancy in November, 1854. The building is a three-storied brick, twenty-five feet in width by one hundred feet in depth, situated on the corner of Center and Jefferson streets. It was fitted up for two large lecture rooms, beside a number of other smaller rooms for other purposes.

As the season was far advanced, and it seemed somewhat improbable that such a Faculty as Dr. Freese and the Board of Trustees would have desired, could be got together, it was concluded to form a Faculty, in part, from the best physicians then residing in Bloomington. Dr. Luce was invited to take the Chair of Anatomy; Dr. Roe to take that of Physiology and Pathology; and D. Wilkins, Jr., A. M., that of Chemistry.

With these three assistants only, Dr. Freese announced a “preliminary course of lectures,” which were given, during the winter, by Drs. Luce, Roe, Freese, and Prof. Wilkins, to medical students and the citizens of Bloomington.

In the spring of 1855 Dr. Freese again made an effort of bringing to his aid certain men of established reputation; but such inducements as he could offer were not sufficient to make them leave their lucrative practices for others yet to be established. Finding all such efforts unavailing, Dr. Freese again invited his fellow-physicians of Bloomington to take part; and the following item, clipped from the editorial columns of the *Philadelphia Medical and Surgical Journal*, Volume IV, No. 4, will give the reader the names of the Faculty, as then formed. It will be observed in this that Dr. Freese resigned the professorship of Obstetrics and the Diseases of Women and Children, (retaining only the Surgical Chair,) in order to give his friend, Dr. Elder, an opportunity to take part in the school:

“EDUCATION IN THE WEST.—We see by one of the western papers, that a ‘Western Law and Medical College’ is being organized in Bloomington, Illinois. One of our private pupils, and an alumnus of the Philadelphia College of Medicine, appears to be the moving spirit. Dr. Freese is a man of talent, energy, tact and education; we wish him every success.

“The organization of the Medical Faculty is as follows:

“J. R. FREESE, M. D., President of the Faculty, and Professor of the Principles and Practice of Surgery.

“A. H. LUCE, M. D., Professor of the Theory and Practice of Medicine.

“E. R. ROE, A. M., M. D., Professor of Physiology and Pathology.

“T. F. WORRELL, M. D., Professor of Materia Medica and Therapeutics.

“W. A. ELDER, M. D., Professor of Obstetrics and the Diseases of Women and Children.

“D. WILKINS, JR., A. M., Professor of Chemistry and Pharmacy.

“E. NICOLLS, M. D., Professor of Anatomy.

“C. R. PARKE, M. D., Demonstrator of Anatomy.

“When the arrangements are completed for organizing a Law Faculty, we will announce the fact, with the names of the Faculty, to our readers.”

The physicians thus enlisted were all good, worthy, and

competent men ; yet only two of them, Dr. Freese and Dr. Roe, had ever been in the habit of lecturing on medical subjects. Add to this fact another—namely, a lack of energy, go-ahead-ativeness, and laudable zeal on the part of a majority engaged—and we can well understand why Dr. Freese should have felt discouraged in the enterprise he had undertaken.

With two medical schools at St. Louis, and one at Chicago—Bloomington being midway between—nothing short of a Faculty with an *established reputation* and *indomitable zeal*, could have hoped to succeed ; and a majority of his associates being not of this character, Dr. Freese very properly, we think, concluded to abandon the enterprise, and remove to Cincinnati, where he would have a larger field, and the necessary resources more at his command.

I. M. S.

BLOOMINGTON, ILL., August 2, 1856.

SCHOOL OF THE "COMBINED SYSTEM."

DR. FREESE'S MALE AND FEMALE CINCINNATI MEDICAL INSTITUTE.

EACH regular course of LECTURES and DEMONSTRATIONS, at this institution, will commence on the first Monday of December, and end on the last Thursday of February, of each and every year.

The lectures and demonstrations will be on all the branches of medical science, including Anatomy, Physiology, Pathology, Surgery, Practice of Medicine, Obstetrics, Diseases of Women and Children, Materia Medica, Therapeutics, and Chemistry.

All the lectures will be of a *strictly practical character*, avoiding, as much as possible, subtile technicalities and hair-brained theories.

EQUAL advantages will be given to *both* sexes, and no word will be spoken that can possibly offend the most delicate ear.

A few lectures and demonstrations, in each course, will be given to each sex *separately*.

Dissections (to such as may choose to avail themselves of its advantages) will be afforded to *each sex separately*.

The lectures will be amply illustrated by charts, plates, and actual specimens.

Examinations will be made, and Certificates of Proficiency granted, during the last week of each session.

Cincinnati presents, in her hospital, private, and clinical practices, nearly, if not quite, as many advantages for

medical study, as any other city of the Union. Good board can be obtained from \$2.50 to \$3 per week.

Fees for the whole course,	-	-	\$10 00
Demonstrator's Dissecting Ticket, (to those who choose to take it,)	-	-	\$8 00
Certificate of Proficiency,	-	-	\$5 00

For further information call on, or address by letter,

J. R. FREESE, M. D.,
Cincinnati, Ohio.

SPECIAL NOTICES.

TO ALL WHOM IT MAY CONCERN:

NOTICE is hereby given that, for a valuable consideration to me in hand paid by Messrs. Smith, Small & Co., I have transferred to them all my right, title, and interest, in a certain work, or book, of which I am author, entitled, "Freese's Combined System of Practice for Physicians and Families."

Also, that I have transferred to them the Recipes, and have instructed them how to manufacture, correctly and scientifically, the various Mixtures, Lotions, Liniments, Pills, Powders, Ointments, etc., referred to and recommended in my "Combined System of the Practice of Medicine;" and that from henceforth they, and they alone, will be the only manufacturers of said preparations.

J. R. FREESE,
No. 538 W. Fifth st., Cincinnati, O

TO THE PUBLIC.

From the above notice it will be observed that we have purchased from Professor J. R. Freese, M. D., all his "right, title, and interest," in his recent invaluable work entitled "*Freese's Combined System of Practice for Physicians and Families*," including Parts I, II, and III; and from this time forth will have it published for the use and benefit of physicians, families, and the community generally.

Expecting, as we do, to sell 100,000 volumes of said work, we have resolved to put the price of it *so low* that every physician and citizen, throughout our country, can afford to purchase a copy.

Also, it will be observed that we have purchased the Recipes, and will henceforth have manufactured, under the direct supervision of accomplished pharmacutists, all the medicinal preparations referred to and recommended in said work, a list of which we herewith subjoin, with the retail price of each:

	PRICE.
No. 1. Dr. Freese's Liquid Emetic Mixture,.....in 4 oz. vials,.....	\$0 50
No. 2. Dr. Freese's Cathartic Pills,.....in boxes, 25 each,..	25
No. 3. Dr. Freese's Fluid Cathartic Mixture,....in 4 oz. vials,.....	50
No. 4. Dr. Freese's Diuretic Powders,.....in boxes, 25 each,..	1 00
No. 5. Dr. Ferriar's Compound Dropsical Mixture, in 8 oz. vials,.....	1 00
No. 6. Dr. Freese's Calculi Mixture,.....4 oz. bottles,.....	1 00
No. 7. Dr. Freese's Fever Mixture,.....8 oz. bottles,.....	1 00
No. 8. Dr. Freese's Expectorant Mixture,.....".....	1 00
No. 9. Dr. Dewees's Emmenagogue Mixture,.....".....	1 00
No. 10. Dr. Freese's Anthelmintic Mixture,.....4 oz. bottles,.....	50
No. 11. Dr. Wood's Blistering Ointment,.....in boxes,.....	50
No. 12. Dr. Bell's Healing Ointment,.....".....	25
No. 13. Dr. Cooper's Glandular Ointment,.....".....	50
No. 14. Dr. Druitt's Abscess Ointment,.....".....	50
No. 15. Dr. Freese's Escarotic Ointment,.....".....	50
No. 16. Dr. Foy's Pile Ointment,.....".....	1 00
No. 17. Dr. Guibourt's Herpetic Ointment,.....".....	50
No. 18. Dr. Swediaur's Itch Ointment,.....".....	50
No. 19. Dr. Nieman's Lip Salve,.....in boxes,.....	50
No. 20. Dr. Taylor's Poison Antidote Liniment,..in 4 oz. vials,.....	1 00
No. 21. Dr. Pereira's Anti-Pain Liniment,.....".....	50
No. 22. Dr. Miller's Stimulating Liniment,.....".....	50
No. 23. Dr. Chelius's Stimulo-Astringent Liniment, ".....	50
No. 24. Dr. Cooper's Burn and Scald Liniment,.. ".....	1 00
No. 25. Dr. Ramsbotham's Mammary Liniment,.. ".....	1 00
No. 26. Dr. Conquoin's Caustic Paste,.....in boxes,.....	1 00
No. 27. Dr. Chapman's Restorative Mixture,....in 8 oz. bottles,....	1 00
No. 28. Dr. Bartlett's Diarrhœa, Dysentery, and Cholera Mixture,in 8 oz. bottles,....	1 00
No. 29. Dr. Radius's Neuralgic Mixture,.....in 4 oz. vials,.....	50
No. 30. Dr. Wattson's Asthmatic Mixture,.....in 8 oz. bottles,....	1 00
No. 31. Dr. Simms's Antacid and Cardialgic Mixture,.....in 4 oz. vials,.....	1 00
No. 32. Dr. Wattson's Bronchial Mixture,.....in 8 oz. bottles,....	1 00
No. 33. Dr. Wirt's Parturient Powders,.....in boxes, 25 each,..	1 00
No. 34. Dr. Chelius's Compound Iodine and Sarsaparilla Alterative,.....in 8 oz. bottles,....	1 00
No. 35. Dr. Neuman's Headache Mixture,.....".....	1 00
No. 36. Dr. Dewees's Colic Mixture,.....in 4 oz. bottles,....	50
No. 37. Dr. Tweedie's Compound Iron Tonic,....in 8 oz. bottles,....	1 00
No. 38. Dr. Barlow's Periodic Fever Mixture,....".....	1 00
No. 39. Dr. Pierquin's Anti-Otetic Mixture,.....in 2 oz. bottles,....	1 00

		PRICE.
No. 40.	Dr. Swediaur's Mouth Wash,.....in 4 oz. bottles,....	\$0 50
No. 41.	Dr. Benedict's Anti-Inflammatory Mix- ture,.....in 8 oz. bottles,....	1 00
No. 42.	Dr. Bird's Rheumatic Mixture,.....	1 00
No. 43.	Dr. Brera's Astringo-Tonic Mixture,.....in 4 oz. bottles,....	1 00
No. 44.	Dr. Radius's Tape Worm Emulsion,.....	1 00
No. 45.	Dr. Dewees's Anti-Emetic Mixture,.....in 8 oz. bottles,....	1 00
No. 46.	Dr. Druitt's Toothache Drops,.....in 2 oz. bottles,....	1 00
No. 47.	Dr. Augustin's Cosmetic Wash,.....in 8 oz. bottles,....	1 00
No. 48.	Dr. Clymer's Glycerin Lotion,.....in 4 oz. bottles,....	1 00
No. 49.	Dr. Henderson's Corn and Wart Lotion,..in 2 oz. bottles,....	50
No. 50.	Dr. Wattson's Erysipelas Lotion,.....in 4 oz. bottles,....	50
No. 51.	Dr. Ellis's Gout Mixture,.....in 8 oz. bottles,....	1 00
No. 52.	Dr. Morfit's Shampoo Hair-Liquid,.....	1 00
No. 53.	Dr. Magendie's Heart Disease Mixture,..in 4 oz. bottles,....	1 00
No. 54.	Dr. Dzondi's Anti-Mercurial Mixture,....	1 00
No. 55.	Dr. Christison's Ringworm Lotion,.....	50
No. 56.	Dr. Wattson's Nettle-Rash Lotion,.....	50
No. 57.	Dr. Ellis's Alterative Eye-Water,.....in 2 oz. bottles,....	1 00
No. 58.	Dr. Lawrence's Ophthalmic Eye-Water,...	1 00
No. 59.	Dr. Morton's Catarrhal Eye-water,.....	50
No. 60.	Dr. Thompson's Anti-Inflammatory Eye- Water,.....in 2 oz. bottles,....	25
No. 61.	Dr. Sainte Marie's Antispasmodic Pills,..in boxes, 25 each,..	1 00
No. 62.	Dr. Schubarth's Engorgement Pills,.....	50
No. 63.	Dr. Ainslie's Cancer Pills,.....	1 00
No. 64.	Dr. Radius's Diabetic Pills,.....	25
No. 65.	Dr. Koop's Hemorrhagic Pills,.....	1 00
No. 66.	Dr. Radius's Anti-Chlorotic Pills,.....	25
No. 67.	Dr. Ellis's Tonic Alterative Liver Pills,..	50
No. 68.	Dr. Augustin's Mania Pills,.....	1 00
No. 69.	Dr. Bories's Anti-Secretory Milk Pills,..	1 00
No. 70.	Dr. Nieman's Milk Powders,.....	1 00
No. 71.	Dr. Druitt's Frigorific Powders,.....in tin boxes,.....	50
No. 72.	Dr. Radius's Dyspepsia Powders,.....in boxes, 25 each,..	1 00
No. 73.	Dr. Nieman's Epileptic Powders,.....	1 00
No. 74.	Dr. Phœbus's Syncopean Salts,.....in closed bottles,..	50
No. 75.	Dr. Boudet's Depilatory Powder,.....in tin boxes,.....	1 00
No. 76.	Dr. Ainslie's Cutaneous Powders,.....in boxes, 25 each,..	1 00
No. 77.	Dr. Radius's Bone Restorative Powders,..	1 00
No. 78.	Dr. Ellis's Tooth Powder,.....in neat boxes,.....	50
No. 79.	Dr. Taylor's Poison Antidote Powders,..in boxes, 25 each,..	1 00
No. 80.	Dr. Smith's General Alterative,.....in 8 oz. bottles,....	1 00
No. 81.	Dr. Jones's Strengthening Ointment,.....in boxes,.....	50
No. 82.	Dr. Hunter's Genital Ointment,.....	1 00
No. 83.	Sir Charles Bell's Genital Liniment,.....in 4 oz. bottles,....	1 00
No. 84.	Dr. Druitt's Genital Lotion,.....	1 00
No. 85.	Dr. Druitt's Genital Cathartic Mixture,..	1 00
No. 86.	Dr. Guthrie's Genital Tonic,.....	1 00
No. 87.	Dr. Blair's Genital Hydrogogue,.....	1 00
No. 88.	Dr. Smith's Aphrodisiac Pills,.....in boxes, 25 each,..	1 00
No. 89.	Dr. Evans's Genital Cancer Pills,.....	1 00
No. 90.	Dr. Ellis's Gleet Mixture,.....in 8 oz. bottles,....	2 00
No. 91.	Dr. Chapman's Gonorrhœal Mixture,.....	2 00
No. 92.	Dr. Gibson's Gonorrhœal Injection Mix- ture,.....in 8 oz. bottles,....	1 00

	PRICE.
No. 93. Sir Benj. Brodie's Anti-Venereal Pills,...in boxes, 25 each,..	\$1 00
No. 94. Dr. Swediaur's Spermatorrhœa Mixture,...in 8 oz. bottles,....	2 00
No. 95. Dr. Carmichael's Primary Syphilitic Mix- ture,in 8 oz. bottles,....	2 00
No. 96. Dr. Augustin's Secondary Syphilitic Mix- ture,in 8 oz. bottles,....	2 00
No. 97. Sir Astley Cooper's Syphilitic Alterative Wash,in 4 oz. bottles,....	1 00
No. 98. Dr. Acton's Syphilitic Wash,.....	" 1 00
No. 99. Dr. Ricord's Bubo Lotion,.....	" 1 00
No. 100. Dr. Ramsbotham's Abortiva Powders,...in boxes, 25 each,..	5 00
No. 101. Dr. Meigs's Female Lotion,.....in 4 oz. bottles,....	1 00
No. 102. Dr. Thompson's Alkaline Vaginal Injec- tion Powders,.....in boxes, 25 each,..	1 00
No. 103. Sir Charles Bell's Organic Uterine Injec- tion Powders,.....in boxes, 25 each,..	1 00
No. 104. Dr. Ashwell's Female Puerperal Pills,..	" 1 00
No. 105. Dr. Mackintosh's Womb Tonic,.....in 8 oz. bottles,....	1 00

SOLD EITHER SEPARATELY OR IN CHESTS.

This book, or either one of the preparations, will be sent by express, or by mail, to any one that sends us by letter the price affixed thereto. The price of the book, including Parts I, II, and III, is \$1.

MEDICINE CHESTS.

All of the above preparations will be put up and arranged in three separate chests, designated as Nos. 1, 2, and 3; or, the General Medicine Chest, Male Medicine Chest, and Female Medicine Chest.

No. 1.—Dr. Freese's General Medicine Chest.

This is a neat, handsomely finished, wooden chest, with brass hinges, lock and key, and apartments so arranged that every bottle and vial is *separately* and *safely* deposited, in a way to carry any distance and over the roughest roads. It contains the whole of the hundred and five preparations, together with a male and a female syringe, camel's hair pencils, adhesive plaster, sponge, etc.

Each chest also contains a copy of *Dr. Freese's Combined System of Practice*, including Parts I, II, and III.

The chest will be carefully packed, and sent by express to any one who will forward us its price—\$50.

N. B. By adding up the prices affixed to each separate preparation, it will be seen that the whole amount to \$96.75. The price, therefore, at which we have concluded to sell our chests, is but little more than *one-half* their real value.

No. 2. Dr. Freese's Male Medicine Chest.

For the contents of this Chest, see the *Materia Medica and Therapeutics* of Dr. Freese's Male Genital Chest, in the front part of this volume. It, too, will be carefully packed and sent by express to any one who will forward us its price—\$20.

No. 3. Dr. Freese's Female Medicine Chest.

The contents of this chest can be learned by reference to the front part of this volume.

Both the Male and Female Medicine Chests will each contain, in addition to the preparations, etc., a copy of *Dr. Freese's Combined System*. This, also, will be sent by express to any one who will forward us its price—\$20.

We expect, eventually, to have our medicines kept for sale in *every county-town* throughout *every State of the Union*; although our first efforts will be to supply the county-towns, and other large places, of Ohio, Kentucky, Virginia, Indiana, and Illinois.

Such persons, therefore, as buy our chests, will have no difficulty in keeping them *replenished* from purchases made at their *nearest county-town*. Hence, every practitioner and every family can always replenish with any particular preparation, and thus be *constantly prepared* for any possible emergency that may arise.

Agents will be employed, and sent throughout the different States, to supply physicians and families with our invaluable chests, and make arrangements with druggists and others, for keeping our medicines for sale separately.

Address

SMITH, SMALL, & Co.,
Cincinnati, O.

MANUFACTURING OFFICE, }
On Fifth st., between Wood and Stone sts. }

N. B. We WARRANT and GUARANTEE our preparations, as contained in each of our Medicine Chests, to be *fully equal* to the representations made of them; and as a pledge of our guarantee, we propose to sell them on the following conditions, namely: *One-half* only of the price to be paid down at the time of delivery. For the other half we will take a note, payable *one year after date*, with the condition attached thereto, that if the Medicine Chest does not prove *fully equal to representations*, the note shall be null and void. The year's credit will give each one a full opportunity to test and determine its value.

NOTICE TO PRACTITIONERS.

As physicians and other practitioners, in a general and extensive practice, may have occasion to use a considerable amount of these preparations, we have thought it proper to have each kind of Mixture, Lotion, and Wash, put up in pint bottles; each kind of Ointment in pound jars; each kind of Powders in packages containing two hundred and fifty each; and each kind of Pills in boxes containing two hundred and fifty each—any or all of which will be furnished to physicians, and others, at a price corresponding with the prices which they would have to pay for the separate ingredients, with ten per cent. added for compounding.

A printed price current of all the remedies prepared by us, will be sent to any practitioner that will address, by letter,

SMITH, SMALL & Co.,
Cincinnati, Ohio.

N. B. Orders, accompanied with the cash, will always receive prompt and correct attention.

NOTICE TO DRUGGISTS, APOTHECARIES, AND MERCHANTS.

Any of the remedies prepared by us, either in chests, or separate, by the dozen, will be furnished to druggists, apothecaries, and merchants, at such prices as will leave

them a *very large per centage* on their sales. The retail price of each preparation is printed on the label, and is invariably the same throughout all parts of the United States and Canadas. The price in England, and throughout Europe, will be exactly double. All orders, accompanied by the cash, will receive immediate and prompt attention.

A printed price current will be sent to any who will address, by letter,

SMITH, SMALL & Co.
Cincinnati, Ohio.

COUNTERFEITING.

As we expect our preparations to become *very popular*, and in *great demand*, some nefarious villains may attempt to counterfeit them, and thus impose upon the community. We shall prosecute, to the fullest extent of the law, every such attempt to infringe upon our rights. And, as additional security, we would say to our friends, that *all* our liquid preparations are put up in bottles and vials, on which are inscribed, in raised letters, DR. FREESE'S COMBINED SYSTEM; while each of our *Ointment* and *Powder boxes*, will bear our own peculiar label and directions. Any other kind of bottles or boxes will contain counterfeit preparations, and should not be purchased.

Ourselves, in the United States; Stanley, Bacon & Co., in London; and Magendie and Lesfranc, in Paris, will be the only manufacturers of Prof. Freese's invaluable preparations.

SMITH, SMALL & Co.,
Cincinnati, Ohio.

MEDICINES FOR SALE.

For the better accommodation of our customers, all our preparations will be kept for sale, wholesale and retail, by George M. Dixon, Druggist and Apothecary, north-east corner of Main and Sixth streets, Cincinnati, and by other respectable Druggists throughout the city.

them a very large per centage on their sales. The retail price of each preparation is printed on the label, and is invariably the same throughout all parts of the United States and Canada. The price in England, and throughout Europe, will be exactly double. All orders, accompanied by the cash, will receive immediate and prompt attention.

A printed price current will be sent to any who will address, by letter,

SMITH, SMALL & CO.,
Cincinnati, Ohio.

FOURTEENTH.

As we expect our preparations to become very popular, and in great demand, some unscrupulous persons may attempt to counterfeit them, and thus impose upon the community. We shall prove this, to the fullest extent of the law, every such attempt to infringe upon our rights. And, as additional security, we would say to our friends, that all our official preparations are put up in bottles and vials, on which are inscribed in raised letters, Dr. F. J. Smith & Co., New York; and also each of our Ointment and Powder boxes, will bear our own peculiar label and directions. Any other kind of bottles or boxes will contain counterfeit preparations, and should not be purchased.

Ourself, in the United States; Stanley, Bacon & Co., in London; and Mesnard and Lachance, in Paris, will be the only manufacturers of Prof. F. J. Smith's invaluable preparations.

SMITH, SMALL & CO.,
Cincinnati, Ohio.

PREPARATIONS FOR SALE.

For the better accommodation of our customers, all our preparations will be kept for sale, wholesale and retail, by George M. Smith, in New York, and by Agents, in each and every State and Territory, and by other respectable Druggists throughout the city.

ITEMS FROM THE PRESS.

[From the Missouri Republican, St. Louis, August 19, 1856.]

DR. FREESE'S COMBINED SYSTEM OF PRACTICE, FOR PHYSICIANS AND FAMILIES.—No words in the English language can be made to say too much of this invaluable book. Besides describing and giving directions for the cure of every known disease, it contains a series of Treatises which should be read by every man and woman from Maine to Texas. Every one that values life, health, and happiness should procure a copy. Hundreds of lives and thousands of dollars, yearly paid to unskillful doctors, would be saved, if every family had a copy of this work on hand, to which to refer in times of sickness.

[From the New York Tribune, August 21, 1856.]

DR. FREES'S COMBINED SYSTEM OF PRACTICE, FOR PHYSICIANS AND FAMILIES.—This work, recently published by Smith, Small & Co., of Cincinnati, is one of the most useful works ever issued by the American press. It is strictly scientific, yet written in so plain a manner that every man and woman can understand it, and each should possess a copy, as a constant companion, ready in the greatest moment of need. A single dollar, sent to the publishers, will secure a copy by return mail, free of postage.

[From the New York Herald, August 21, 1856.]

DR. FREESE'S COMBINED SYSTEM OF PRACTICE, FOR PHYSICIANS AND FAMILIES.—This handsomely-bound work tells us of the very best means of cure in every known disease, besides much else that is interesting and useful, especially to wives and husbands. It is certainly one of the most useful books ever issued from the press, and should be in the hands of every man and woman, and of every physician throughout the Union. Only \$1, (the book is worth \$3,) sent to the publishers, will secure a copy by return mail, free of postage.

[From the Public Ledger, Philadelphia, August 25, 1856.]

DR. FREESE'S COMBINED SYSTEM OF PRACTICE, FOR PHYSICIANS AND FAMILIES.—Such is the general title of a Medico-Family Book, recently published by Smith, Small & Co., Cincinnati. It gives a short, concise, yet plain description of every known disease, with the best treatment of each, as drawn from the writings of the most celebrated Physicians and Surgeons of Europe and America. All diseases, with their various synonyms, are arranged in alphabetical order, so that any one can be referred to in a moment. The different Treatises annexed, are also highly interesting, and very useful. Every body should have a copy.

[From the Louisville Journal, Ky., August 20, 1856.]

DR. FREESE'S COMBINED SYSTEM OF PRACTICE, FOR PHYSICIANS AND FAMILIES.—We understand that the publishers expect to sell one hundred thousand copies of this work, and have, consequently, put the price at \$1, instead of \$3. We don't wonder at their expectations, for a more interesting and useful book was never presented to the American people. We learn, too, that arrangements are already made for having it reprinted and published in London and Paris.


[From the Pennsylvanian, Philadelphia, August 26, 1856.]

DR. FREESE'S COMBINED SYSTEM OF PRACTICE, FOR PHYSICIANS AND FAMILIES.—For usefulness and availability in time of sickness, no work ever issued from the American press equals this. The directions are so plain that every man and woman can understand and apply them as skillfully as the most learned Physician. No family should be without a copy, and every Physician would do well to carry one with him, as a constant companion. The usual price of such Medical Works is \$3. The publishers propose to send this to any one, free of postage, upon the receipt of \$1.

We could add many more, but the above, we think, are sufficient.

SMITH, SMALL & CO., Publishers,
Fifth street, between Wood and Stone, Cincinnati, Ohio.





NATIONAL LIBRARY OF MEDICINE



NLM 01182032 4