

A brief and intelligible view of the nature, origin, and cure of tubercular or scrofulous disease, illustrated by numerous cases : including, also, a manual for the application of electro-magnetism in this disorder / by John Fondey.

Contributors

Fondey, John.
National Library of Medicine (U.S.)

Publication/Creation

Philadelphia : W.C. & J. Neff, 1855.

Persistent URL

<https://wellcomecollection.org/works/e7agsr3v>

License and attribution

This material has been provided by This material has been provided by the National Library of Medicine (U.S.), through the Medical Heritage Library. The original may be consulted at the National Library of Medicine (U.S.) where the originals may be consulted.

This work has been identified as being free of known restrictions under copyright law, including all related and neighbouring rights and is being made available under the Creative Commons, Public Domain Mark.


You can copy, modify, distribute and perform the work, even for commercial purposes, without asking permission.




Wellcome Collection
183 Euston Road
London NW1 2BE UK
T +44 (0)20 7611 8722
E library@wellcomecollection.org
<https://wellcomecollection.org>

WFA
F667b
1855







A
BRIEF AND INTELLIGIBLE VIEW
OF THE
Nature, Origin, and Cure
OF
TUBERCULAR OR SCROFULOUS
DISEASE.

ILLUSTRATED BY NUMEROUS CASES.

INCLUDING, ALSO,

A MANUAL FOR THE APPLICATION OF ELECTRO-MAGNETISM
IN THIS DISORDER.

BY JOHN FONDEY, M.D.,

PROFESSOR OF THEORY AND PRACTICE OF MEDICINE AND PATHOLOGY IN THE ECLECTIC
MEDICAL COLLEGE OF PENNSYLVANIA.



W. C. & J. NEFF, 3½ SOUTH SEVENTH STREET.

1855.

WFA
F667b
1855

ENTERED according to Act of Congress, in the year 1855,

By JOHN FONDEY, M. D.,

In the Clerk's Office of the District Court for the Eastern District
of Pennsylvania.

PREFACE.

THE following work is not designed to enter as deeply into the subject of Electro-Magnetism, so far as it has a bearing on disease, as to some might seem desirable; but has been prepared to meet a want, which the author conceives to exist, of plain and practical information, by which disease of the character for which this agent is peculiarly applicable, (scrofulous or tubercular disease,*) may be boldly encountered, and, in the majority of instances, be successfully overcome.

A fault of most of the works which afford any information on this subject is, that they are too bulky—matter altogether irrelevant being, in some of them, mixed up with that which is truly useful; and the mind becomes so confused and perplexed, amid the variety so profusely displayed before the eyes of the dazzled and bewildered investigator, as to lose sight of the grand and leading principles which ought to be clearly marked out, and kept before it, so as to become rules and guides in practice.

Of this character, among others, are the works of Dr. Sherwood—one of which is entitled “Sherwood’s Manual,” and

* We would, in this place, wish it to be observed, that when we speak of tubercular disease, we have reference also to what is commonly denominated scrofulous disorder; though called by these different names, they constitute but one and the same complaint.

the other, "The Motive Power of the Human System"—both of which contain a mass of important truth mixed up with much that is fanciful and visionary; but which his enthusiastic and ardent mind regarded as of great importance and practical utility.

A small work, entitled "A Treatise on Scrofulous Disease, with Directions for Using Morse's Magnetic Machines," written by Dr. S. Morse, is not liable to objections of the character above noticed; and is, in consequence of its simplicity and brevity, far more convenient and practical than the works just mentioned, of which it may be regarded, indeed, as an excellent abstract.

The cases furnished in that work, and which are presented to illustrate tubercula or scrofulous disease, are not, however, numerous enough to exhibit, in a light sufficiently strong for the development of the faith of the physician, or investigator, the power and efficacy of the means which are employed for the removal of tubercular disorder.

Had not this defect existed, (although, as the author of the work of which we are speaking states, it was not his intention to certify the large and increasing number of cures that they are capable of effecting, but to point out the method of using his machines,) the work of Dr. M. would be nearly perfect, as a short yet plain exposition of the nature and cure of disease which is tubercular in its character.

We have thought, however, that, besides the information imparted by the medical men whose writings have just been noticed, other matter, having a bearing on this disorder, might, with propriety, be introduced into a work which will fall perhaps as much under the notice of the non-professional as of the professional reader. To enlighten the *public* mind by giving a simple view of the nature of this disease, and of the action of the remedies which are employed for its removal, that men may act intelligently in the selection of the means which they may be led to search after for the removal

of their maladies, has indeed been one of the reasons which have induced the writer of this work to engage in its preparation.

Not a little of the disease which so extensively afflicts humanity, arises from the ignorance of man with respect to the laws of his being; and, when diseased, of the means which are best adapted to effect a removal of his disorders. Much of tubercular disease is a result of this twofold ignorance; and the evil is still further increased in consequence of the resort, which, in consequence of this ignorance, is too frequently had to remedial processes, whose action is only calculated to increase a disorder, which, trifling at first, perhaps, has been greatly aggravated by the very means that have been employed for its removal.

The fact cannot be denied, that medical men, as a general thing, are but little acquainted with the true character of tubercular disease, and of the remedial measures which are best adapted to effect its removal. The widely varying processes which they have resorted to for the cure of this disease; the empirical and often valueless remedies which have now and then come into public notice, and after which they have rushed with frantic ardour; which have had their brief day of fancied utility, and have then sunk into neglect; strikingly attest the correctness of the assertion that the true nature of this disease is unrecognised by most medical men; and, as a consequence, the treatment resorted to by them has been useless; often, indeed, injurious in its character.

An insight into the true nature of this form of disease, will better fit the mind to recognise and appreciate the agencies which are best calculated to remove it; and if the writer shall succeed in simplifying the matter so as to render both these points sufficiently clear and intelligible, he doubts not that the fitness of the peculiar agents which are in this work recommended for the cure of this disease, will be readily perceived, and their value justly estimated.

The superiority of the treatment advocated in the works of Sherwood and others, and unfolded also in the present volume, has been for many years strikingly exhibited to the view of the public, as well as of the profession; and multitudes have been the recipients of the blessings which it has imparted. Light has burst in upon the medical mind; and within a few years, a host of independent, truth-loving physicians* have aided in diffusing that light, and in restoring to multitudes the priceless boon of health; and, discarding the idea that tubercular or scrofulous disease is in its nature an incurable disorder, have, with the aid of the means pointed out in the present work, succeeded in achieving triumphs, which have thrown far in the shade the achievements of earthly heroes, and even filled with wonder and surprise the practitioner, who, illiberal and prejudiced, has steeled himself against the reception of truth, and refused to listen to her simple and instructive teachings.

Future improvements will render still more energetic and efficient the action of the powerful means which are now employed for the cure of scrofulous disorder; other means also will yet be discovered, whose influence shall tend to increase the power of the former; and the success which already follows the use of the means at present made use of, will yet be eclipsed; for the benefits which flow as a result of activity of thought, and earnestness of investigation, are not confined to any one department of learning, but, interwoven as all are, they must all be affected by the improvements which are accomplished in each individually; and medicine, a department of learning not the least important, will not fail to be a sharer in the general blessing.

A deep sense of the value of the information which a work of the kind that is here presented is calculated to afford, has forced upon the mind of the writer the conviction of his duty

* Among these may be mentioned S. M. Burdett, M. D., of this city.

to present all the light which he himself possesses on this important subject. He cherishes also the hope that, however imperfect the present work may be, it will serve to awaken investigation, and lead other and abler minds to explore this particular field of medicine; cull fairer and sweeter flowers than those which he has gathered; and collect those precious jewels, which, scattered here and there, wait to reward the diligent and independent seeker after truth, who, bound down to no exclusive system of medical practice, seeks only to perfect medical science, and, in doing so, benefit the condition of his race. If, through this effort, he shall aid in effecting so desirable a result, one grand aim of the author of this work will have been successfully accomplished.

In conclusion, the remark may here be made, that not the least urgent reason which has prompted the preparation of this work, has been the need that the students of the Eclectic Medical College of Pennsylvania have felt for information embodied in a convenient form, bearing on the subject of tubercular or scrofulous disease; by the aid of which they might carry out the principles that the author has attempted to bring to view in his lectures to the class: in this work, these principles are exhibited, and the treatment founded on them is unfolded. The writer regrets that the haste with which he is compelled, in consequence of the claims of other and pressing duties, to execute his task, will necessarily oblige him to leave the work far more unfinished and imperfect than would have been the case under circumstances more favourable to a satisfactory accomplishment of his undertaking.

The better to enable the non-professional reader to understand the medical terms with which he may meet in this work, a Glossary, or dictionary, explaining these terms, has been prepared, which will be found sufficiently copious and plain to render the path of the reader, as he travels over

these pages, more easy to tread. An Index will also be found connected with the work, by means of which reference may readily be had to any particular subject contained in the volume, and to which the reader may desire to direct his attention.

CONTENTS.

CHAPTER I.	Page
TUBERCULAR or Scrofulous Disease—General Remarks on,.....	13
CHAPTER II.	.
Tubercular Disease—Nature of,.....	20
CHAPTER III.	
Tubercular Disease—Hereditary and Acquired Predisposition to,	25
CHAPTER IV.	
Tubercular Disease—General Causes of: Blood-letting, Vaccination, Mercury,	33, 34, 37
CHAPTER V.	
Causes continued; General Remarks; Self-Pollution; Sexual Excess,	42, 44, 49
CHAPTER VI.	
Diagnosis. Means of Distinguishing or Discriminating,	53
CHAPTER VII.	
Diagnosis continued. Dynamic or Moving Forces of the System considered,.....	61
CHAPTER VIII.	
Diagnosis continued. Eclectic Tests employed to discriminate Tubercular or Scrofulous Disease,.....	68
CHAPTER IX.	
Errors in Diagnosis. Spinal Irritation,	74
CHAPTER X.	
Diagnosis continued. Special application of the Tests for the presence of Tubercular Disease in the different Organs, by means of pressure on the Spinal Ganglions, and of the Electro-Magnetic Machine,	81
CHAPTER XI.	
Remedies for Tubercular or Scrofulous Disease,.....	85
CHAPTER XII.	
The Electro-Magnetic Machine—Directions for Running it,.....	94

CHAPTER XIII.

Page

Method of applying the Electro-Magnetic Machine for the cure of Tubercular or Scrofulous Disorders; being arranged in alphabetical order,.....	98
--	----

CHAPTER XIV.

Œsophagus,	99
Amaurosis, (Gutta Serena;) Amenorrhœa; Antrum; Aphonia; Brain, (Tubercular Disease of;) Breast,.....	100
Buboes; Cancer; Catalepsy, (Tubercular Disease of the Vermiform Process of the Cerebellum;) Catarrh; Chancres; Chlorosis; Chorea, (Tubercular Disease of Cerebellum;) Colic; Colic, Menstrual; Colon, (Tubercular Disease of;) Constipation, (Costiveness,)	101
Consumption; Curvature; Cystis, Bladder, (Tubercular Disease of;) Deafness; Diarrhœa, Chronic; Duodenum, (Tubercular Disease of;) Dysentery; Dyspepsia; Epilepsy, ...	102
Eye, Acute or Chronic, (Tubercular Disease of;) Headache, Sick Headache; Heart, (Enlargement of the Heart, &c.;) Hemorrhage from the Lungs, (mode of applying the machine in this form of Hemorrhage;) Hernia, (Rupture) Hæmaturia, (bloody Urine;) Hydrocele, (Watery Tumour in parts connected with the Testicle;) Impotence,	103
Intestines, Large; Intestines, Small; Joints and Limbs, (White Swellings;) Kidneys; Leucorrhœa, (Fluor Albus, Whites;) Liver; Lungs, (Tubercular Disease of, or Consumption,)..	104
Menstrual Colic; Mesenteric Glands, &c.; Nipples; Nipples Retracted; Nose; Omentum; Ovaria; Pancreas; Paralysis; Peritoneum; Piles, (Hemorrhoids;) Pleurisy,.....	105
Poisoning by Opium, Morphine, Prussic Acid, Arsenic, &c.; Mode of application of the Machine in these cases of Poisoning; Prolapsus Uteri; Prostate Gland; Rheumatism, Acute and Chronic; Spine, Disease of the Spine,	106
Spleen; Strabismus, (Squinting;) St. Vitus' Dance; Testicles; Tetanus; Throat, (Tubercular Disease of;) Toothache; Uterus, (Tubercular Disease of;) Uteri Prolapsus; Uterus, (Tubercular Disease of, complicated with disease of the Stomach and Cerebellum;) Uterine Inertia in Labour; Uterine Hemorrhage; Varicocele; Vulva, Excessive Irritation of; Application of Machine in; Wakefulness, (Sleeplessness,).....	107

CHAPTER XV.

Mucous Disease; Marks of distinction between it and Tubercula; Mode of applying the Machine in Mucous Disease, also the remedies for it,	108
--	-----

CHAPTER XVI.

Cases of Tubercula and Scrofula in various Organs of the Body; General Remarks,.....	109
--	-----

CHAPTER XVI.

Tubercula of the Lungs and other Organs,.....	Page. 115
---	--------------

CHAPTER XVII.

Tubercula of the Throat and Palate, commonly, but incorrectly, called Bronchitis,.....	122
---	-----

CHAPTER XVIII.

Tubercula of the Heart. Enlargement of the Heart,.....	127
--	-----

CHAPTER XIX.

Tubercula of the Bowels,.....	135
-------------------------------	-----

CHAPTER XX.

Tubercula of the Stomach. Dyspepsia,.....	140
---	-----

CHAPTER XXI.

Tubercula of the Kidneys,.....	145
--------------------------------	-----

CHAPTER XXII.

Tubercula of the Muscles and Joints; White-swelling of the Joints and Limbs. General Remarks,.....	148
---	-----

CHAPTER XXIII.

Tubercula of the Spine. Curvature of the Spine. General Remarks,.....	159
--	-----

CHAPTER XXIV.

Tubercula of the Nerves; Neuralgia; Tic Douleureux; Sick Headache; Chorea; Locked Jaw,.....	168
--	-----

CHAPTER XXV.

Tubercula of the Eyes and appendages,.....	173
--	-----

CHAPTER XXVI.

Tubercula of the Thyroid Gland; Bronchocele or Goitre,.....	178
---	-----

CHAPTER XXVII.

Tubercula of the Womb. General Remarks,.....	180
--	-----

CHAPTER XXVIII.

Tubercula of the Womb. Cases,.....	183
------------------------------------	-----

CHAPTER XXIX.

Tubercula of the Womb, continued,.....	190
--	-----

CHAPTER XXX.

Tubercula of the Womb and appendages,.....	195
--	-----

CHAPTER XXXI.

Tubercula of the Organs of Generation,.....	202
---	-----

GLOSSARY,.....	207
----------------	-----


A CARD.

THE ELECTRO-MAGNETIC MACHINES manufactured by the subscribers, which are made in a superior manner, are beautiful in appearance, and have been sold extensively throughout the Union, can be sent by express, or other modes of conveyance, to any part of the United States. Price of the Medium size, \$10. Largest size, \$15.

Letters, post paid, enclosing orders for the Machine, and accompanied by cash, will receive immediate attention.

A liberal deduction made to Agents.

This work can be transmitted by mail to any part of the United States; also, to the Canadas. Price of a single copy Fifty Cents, or three copies for One Dollar. Purchasers can forward the sum of one dollar in gold or good bills, along with eight three cent postage stamps, where three copies are ordered; and where more are desired, in the same proportion; in this manner avoiding the payment of double postage on the work, which would be the case if this were not prepaid.

 Orders for the work, post paid, enclosing the cash, will be attended to immediately.

W. C. & J. NEFF,

ELECTRO-MAGNETIC INSTRUMENT MAKERS,

No. 3½ South Seventh Street, Philadelphia, Pa.

TUBERCULAR OR SCROFULOUS DISEASE.

CHAPTER I.

GENERAL REMARKS.

THIS form of disease is one of an exceedingly interesting and important description. It has long baffled the skill of men of the highest reputation in the healing art, and so little impression have all the means which medical men usually employ, made upon it, as to cause the conviction to fasten deeply and firmly in their minds, that where vital organs were the seat of it, the case was one of an utterly hopeless character. Even at this moment, with all the light which Electro-Magnetism has thrown around this subject; with all the proofs which it has so amply furnished of its power in the removal of this form of disorder; with the living, breathing evidences of its health-restoring and life-preserving energy, which continually meet the eye, and call forth expressions of wonder and surprise; where the grave just opening apparently to receive its victim, has been compelled to defer the period of its triumph; with all these proofs of the power of Electro-Magnetism over tubercular disorder, there are many physicians who still contend that this disease cannot be cured; and where cures have been effected in cases of a serious character, that these could not have been tubercular in their nature.

This delusive opinion seemed, indeed, destined to be overthrown, under the proofs which apparently were about to be poured out upon the world, of the amazingly curative properties of Cod-liver Oil and Phosphate of lime. Time, however, has not established the truth of the loud and wide-spread declaration of the virtues of these remedial agents in this dis-

order, and their reputation has fallen as rapidly as it rose, and they bid fair, so far as any influence of theirs over the cure of Tubercular disease of the lungs is concerned, to sink speedily into an obscurity so complete as hardly to admit of any future recovery; an obscurity as deep, as their elevation was grand and imposing.

If, however, humanity were to be left to choose between such a course of medication as has just been pointed out for the removal of the disorder which is under consideration, and those processes of treatment which were formerly adopted for the cure of Tubercular disease, of which pulmonary consumption, or that form of it at least which is tubercular in its character, was regarded as the grand embodiment, no lover of his race, no one needing relief from its dire and destructive influences, could for a moment hesitate as to the choice to be made between the two, but would regard even Cod-liver Oil and Phosphate of Lime as infinitely preferable to those harsh and debilitating processes of treatment which were formerly made use of; which speedily exhausted the constitution of the poor sufferer, and rapidly hurried the victim of a ruinous system of medication to the mansions of the grave.

No wonder if, under the influence of such reducing methods of treatment as were formerly employed, the progress of the unhappy victim of an injudicious and injurious system of medication should have been downward: that the constitution, weakened already by the disease, should have become still weaker under the treatment adopted; and life, that blessed boon, speedily have ceased to animate the structure, which disease and destructive remedial agencies had combined to render unfit for the further manifestations of activity and intelligence. No wonder that the physician who blindly followed in the paths marked out by those who preceded him, should, in view of the fatal consequences of pulmonary disorder, following, with such certain and unvarying tread upon the harsh and ruinous remedial treatment made use of, have come to the conclusion that Tubercular Consumption was incurable: so long as resort was still had to the old and debilitating methods of treatment, so long were all his efforts to stay the disease fruitless: his exertions indeed only had the effect to aggravate the disease, and hurry on the final and fatal issue.

Sad, sad, that men holding so high and responsible stations

as those which physicians occupy, should have depended so much upon the experience of their ancestors, and have exercised so little the judgment with which they themselves had been endowed by a benignant Creator. How degraded the condition of one who claims the possession of intelligence, and yet refuses to exercise that reason with which he is favoured, but relies wholly upon authority for his opinions, and no matter how contrary such opinions may be to the decisions of enlightened judgment, who, rather than appear singular, prefers to carry out the opinions and dicta of others; of those who having perhaps flourished long before him, have been placed in the temple of his reason as gods; before whom he bows down; and whose decisions, as though inspired, have with him, apparently, all the sanctions of Divinity.

These remarks apply in a special sense to the men of past days: in a lesser degree they apply to many of the present time, who, occupying the responsible position of medical advisers, have not as yet given up their blind deference to human authority, but pursue a course of professional effort, remarkable only for the amazing fidelity with which they carry out a plan of treatment, which some venerable and renowned Hippocrates of former days may have urged as that which was the best adapted for the removal of human disorder; and which, no matter how unsuccessful in its results, they feel themselves bound at all hazards to conform to.

Medical mind has, however, like other mind, felt the genial influence of the spirit of inquiry, which is so characteristic of the action of intellect during the present century; and bursting away its shackles, has darted forward on its path of independent and fearless investigation. The opinions of antiquity, when subjected to the test of reason, which has desired only the evolution of truth, if found to be in accordance with that reason, have been retained, and still more ardently venerated; while those whose value has only been derived from the fact of their antiquity, have been abandoned and discarded with as little regret, as a garment marred and worthless; their antiquity rendering them, so discordant were they with truth, only the more odious and repulsive.

Not the least important field which medicine has presented for the investigation of this awakened medical mind, is that which has reference to Tubercular disease. Nor is this strange,

when we consider that so much suffering and distress result as a consequence of the ravages of this disorder. How is beauty marred, health destroyed, loved ones laid low, high hopes blasted, and life, if protracted, rendered a scene of weariness, pain, and distress, through the influence of this prolific source of disease and suffering.

That this form of disease is one of a wide-spreading and extensive character, those who have examined the subject thoroughly can bear testimony. The greater portion of chronic disease is of a tubercular character, and much of that which is acute is of the same nature; whilst much of the fatality that attends Scarlet Fever, Cholera, and other disorders which are commonly recognised as connected with this form of complaint, owe, in a great degree, their fatal character to the existence of tuberculations of longer or shorter continuance in some one or more of the vital organs. How often, after acute attacks of disease, do we find wasting consumption set in, and a cold, apparently trifling, speedily develop Tubercular Consumption. The true cause of this is due to the fact that in these cases tubercular disease had, for a longer or shorter period, perhaps for many years, existed in the lungs, and perhaps, in other organs also: the disease, dormant but present during that period, being called into activity and life by the action of exciting causes, such as other diseases; cold, &c.; which, by increasing the tubercular engorgements, hastened on their final suppuration.

It is not strange that the heart of the medical man should, in view of the ravages of tubercular disease, be deeply affected; nor, affecting, as this complaint does, many who are engaged in the work of alleviating human misery, so far as this is dependent on disease, that motives of an urgent character should present themselves at all times for the study of this disorder, and the discovery of the means that are calculated to effect its removal.

It is scarcely necessary here to enumerate the varied and ever varying processes which for many years have been recommended and employed by medical men and others, for the cure of tubercular disease; of which we may regard Tubercular Consumption as the complete exemplification. That their action was for the most part debilitating in their character, and calculated to aggravate the disorder, the student of medicine in any degree enlightened can readily perceive.

So evident was this, that medical men sought at last for palliatives only; their efforts being directed to smooth the passage of the diseased one to the grave; no expectation being cherished of the removal by human agency of the disorder. The practice at the present time has settled down, (the Cod-liver Oil and Phosphate of Lime furor having subsided,) into the course above mentioned; and, notwithstanding the brilliant discoveries which have been made, with regard to the powers possessed by electro-magnetic agents for the cure of tubercular disease, the most of medical men still plod on in the old track; and, despairing of curing the complaint, with calmness and resignation hand down their patients, palliating the symptoms as they go, to sink into the embrace of the grim monster death.

The mind of one philosophical and investigating physician was not, however, contented with so inefficient and palliative a system of practice as that which we have just considered. To Dr. H. H. Sherwood must be awarded the honour of originating a method of treatment in tubercular disease; and of unfolding views in relation to it which are simple, philosophical, easy of practical application, and eminently successful. Himself consumptive, at an early period of his medical career, he was led, in consequence of the failure of the common methods of treatment, to engage in a course of philosophical investigation bearing on this point; which resulted in the evolution of the grand yet simple thought, that tubercular disease is nothing more than disease of the absorbent glandular system, depending on the preponderance of the negative or expansive force of electricity over the positive or contractive force; the result of which is the enlargement of the absorbent glands, followed by the phenomena which mark the course of tubercular disease: that, as a consequence, such remedies as have the effect to act upon this state of the gland, and restore it to its original size and condition, supplying it with a sufficiency of the positive force, by which its power of contraction is increased, thus overcoming the negative or expansive force, constitute the means which are calculated to remove the disease in question.

With the light of truth beaming thus brightly around him, he sought after remedies which possessed the power of holding large quantities of positive electricity in intimate combination; and which, when introduced into the system, would

impart this needed force to the weakened and enlarged absorbent glandular structure. He found these remedies; and although his lungs were at that time so diseased that cavities had formed in them, he was enabled by the use of these means, to overcome the disease; eventually recovering his health. This took place about forty years ago. The Doctor died a few years since. He requested, many years before he died, that an examination of his body should be made after death, that the truth of the opinion which he entertained, might be confirmed by dissection, as to the existence of cicatrices in those parts of his lungs which had been so many years before the seat of cavities, and which had then nearly brought him to the grave. Dissection proved the correctness of his opinion, old cicatrices or scars were discovered in the lungs: the disease of which he died was an affection of the heart.

In the early period of the magnetic practice of Dr. Sherwood, he relied almost entirely upon medicines highly magnetized, and the outward application of magnetized plasters, for the cure of tubercular disease. The improvements, however, which have of late years been made in the modes of applying electricity, brought within his reach additional means by which he was enabled, while using the remedies which he had first employed, to throw into the system, in quantities greater or less, the electrical force which was necessary for the cure of this disorder. His success was great, and many a diseased one has had occasion to thank a kind Providence for his relief, and in many instances salvation from death, through the skill and use of the remedies of this distinguished physician.

The writer of this work is one of the instances of this character. He may, if he can spare the space, in another part of this work, speak of the pulmonary difficulty under which he laboured some twelve years since: he will here simply state that one if not more cavities had formed in his lungs, and that he was so feeble at one time, as to be regarded as within a few weeks of his end. Through the administration of the means recommended by Dr. Sherwood, he was eventually restored to health, and the practice of his profession; and such has been the success which has followed his own use of these means in the treatment of the diseases of others, as to satisfy him of the superiority of the practice here laid down, and encourage him in presenting it as prominently as

he can, to the view of the profession, as well as those who stand in need of its inestimable benefits. Earnestly would he desire that in the investigation of the views here unfolded, prejudice might be laid aside, and reason and a desire to obtain truth take its place; and as in medicine, no principle which is truly worthy of application to the treatment of disease can be appreciated as it deserves to be, unless it has been subjected to the test of experiment; he trusts that, following the course which he himself pursued, others may carry out these principles into their practical application, and although the remedies are not infallible, he doubts not that a degree of success will follow the thorough, judicious, and enlightened use of the means here recommended, that will increase the laurels which already deck the physician's brow; and, in the satisfaction which accompanies successful efforts to relieve the miseries of man enfeebled and diseased, a degree of happiness will be secured, which will be purer and holier in its character than that which springs simply from the circumstance of reputation exalted, or wealth increased by the exertions which he may have made to remove disease, one of the great scourges which afflict a common humanity.

CHAPTER II.

TUBERCULAR DISEASE—ITS NATURE.

THE importance of the subject of Tubercular disease renders it necessary that some explanation should be given of the nature of tubercles; what they are, or in what their essential condition consists. The practice which may be adopted for their removal will, and does in fact, depend greatly on the views which we form with reference to their character. The view commonly entertained is, that they are the result of the "Extravasation (or pouring out of a fluid from the vessel containing it, and the effusion of the fluid into the surrounding textures,) of a formless matter, which is possessed of a low and feeble vitality; that an imperfect attempt at organization takes place; the issue of which is, the generation of granules and peculiar corpuscles; the tubercle thus formed grows by imbibition, (absorption) like cartilage, and then, in virtue of a law of its constitution, passes through a succession of changes ending in a disintegration of its substance."

We do not in this work aim at controversy, and we do not intend to occupy our time in combatting the opinions of others; we wish simply to present our own views, and show in a plain way what the true nature of tubercle is, and account for the changes which occur in those organs which constitute the real seat of the disorder. We give the above view, that some idea may be formed of the opinion which is commonly entertained among medical men of the highest authority, as to the real character of tubercular disorder.

What is that state or condition of the organization on which tubercular disease is mainly dependent; and what organ or system of organs is the real seat of the disease in question? We consider *the absorbent glands to be the organs affected in this complaint, and the disease to consist essentially in a weakened condition of these organs.* Tubercles we regard as being simply enlarged absorbent glands; an opinion long ago promulgated by Dr. Sherwood, and supported by other physicians of great reputation and experience. The absorbent

system is one whose office is of great importance, and as some knowledge of it is necessary for the development of our views, we will, for the benefit of the non-professional reader, present those facts connected with the subject, which will the better enable us to exhibit the philosophical relation which exists between the condition of these parts in disease, and the remedies which are employed for its removal.

The absorption of nutritive matter from the intestinal walls, is performed partly by means of the blood vessels of the part, and partly through the agency of the lacteal vessels. The nutritive matter which is taken up by the blood vessels, is not permitted to enter the general current of the circulation, until it has been subjected to an assimilating process which is accomplished by the Liver. The portion of the nutritive matter which is taken up by the lacteal or chyle vessels, passes through a series of glandular bodies, called lymphatic or absorbent glands. The lymphatic vessels of the outer surface of the body, as those of the skin, also those of the different tissues of the body, pass, like the internal or chyle lymphatic vessels through lymphatic glands, and finally empty their contents into the same receptacle, the thoracic duct; these mingled fluids finally passing into the blood. Various changes take place in the constitution of the chyle as it passes through the chyle vessels and the absorbent glands, and through the vessels intervening between these glands and the thoracic or central duct. Fibrin begins to appear; small round bodies become visible, and the fluid more closely resembles blood; showing that, under the influence of the vital energies of this system of vessels and glands, important changes in the nutritive fluid have been accomplished. We wish the fact, that such changes and alterations are produced by the vital activity of these vessels and glands, to be borne in mind, as we shall make use of it hereafter.

A number of agencies combine to produce the movement of the fluids, which are taken up by the absorbent vessels. Like the veins, the lymphatic vessels are furnished with a fibrous coat into which the muscular fibre cells enter largely, rendering it as a consequence very contractile. In all parts of the body, even in the enamel of the teeth, these vessels are believed to exist. They consist of small tubes, one-twelfth, or less, of an inch in diameter, usually increasing in size, and becoming less numerous as they proceed, forming

net works by frequently uniting with each other, and appearing knotted in consequence of the valvular interruptions to their cavities. The inner coat of these vessels is very fine and transparent, and doubling itself frequently, produces valves similar to those in the veins, the object of which is to prevent the fluid which they carry from passing back again.

The lymphatic *glands* are known by the name of lymphatic or absorbent glands or ganglions, usually called waxen kernels. They are quite hard, of a flattened ovoidal shape, and of a reddish ash colour, and vary in size from the one-twelfth of an inch, to an inch in their long diameter. They are usually met with in clusters, and are most abundant in the arm-pits, groin, neck, mesentery, and point of division of the wind-pipe. They seem to be made up of the minute branching of the lymphatic vessels (of which we have already made mention) which enter the gland and the roots of the vessels which proceed from it; those which pass into the gland being continued into those which go out. They possess, like the lymphatic vessels, two coats, both of which, as well as those of the last-mentioned set of vessels, are furnished with arteries, veins, and nerves, and are very strong and dense, and *possess remarkable powers of contraction.*

We said, when speaking of the causes which produce motion in the lymphatic vessels, that the fibrous coat possesses very great powers of contractility, in consequence of the muscular fibre cells which enter so largely into its composition. We have also seen that the coats of the vessels of the lymphatic or absorbent glands possess similar powers and properties. *We desire that this fact should be borne in mind; we wish the fact, that these vessels are furnished with such a fibro-muscular organization of one of their coats, to be kept in view, as it serves to explain the reason why tubercular disease is a curable disease under the action of the remedies which we employ for its removal.*

As we have already stated, we regard tubercles as being simply enlarged absorbent glands, no matter what their location, or *what the products* of the disorder; and the essential condition of the gland in a state of disease as consisting in a *weakened state of these organs; of their nerves, coats, and blood vessels.* Through the action of causes which have a tendency to produce general or local debility, these organs

become debilitated; *the coats of their vessels lose, in a greater or less degree, their contractile power*, and, as a consequence, the contents of the vessels are not pushed forward so rapidly as when the parts possess their usual strength and vigour. The circulation becomes sluggish, accumulations of the fluids take place, the vessels consequently expand, and an enlarged state of the gland occurs, which, if it be located on the external surface under the skin, becomes appreciable to the sense of touch, or sight, or both. *Here is a tubercle in its early stage of development*, and before any unusual product has as yet started into existence.

If the irritation which results from this enlargement of the absorbent gland continues, or any cause of disturbance existing in some other part of the body, whose effect is to excite and keep up irritation in the diseased gland, continue to operate, the gland undergoes certain changes, which are the result partly of the altered state of the nutrition of the gland from excitement, and partly of the obstruction to the circulation, and the consequent stagnation of the fluids which pass through the vessels of the part. The circulation becoming more and more sluggish, the gland becomes less and less able to relieve itself of its contents, and as the thinner parts of the contents of its vessels are absorbed, a thicker and more dense substance is left behind; and since the detritus, or waste of the organs, among which are lime and other earthy matters, is conveyed by these absorbent vessels, an accumulation of these matters takes place in the gland, forming chalky and other concretions, which are not unfrequently spit up from the lungs, along with other substances which are thrown out from tubercles.

It is not singular that, under such circumstances as have been pointed out above, an absorbent gland should enlarge, a tubercle develope; and if the irritation should continue sufficiently long, that the gland should eventually suppurate, as occurs in other textures. No necessity exists for the adoption of the opinion that these phenomena are the result of a special deposit in the gland, which is the seat of the disorder. It is not singular that the peculiar secretions which, in a state of health, the gland forms, and by which the contents of its vessels become better fitted for assimilating and mingling with the blood, should undergo a change, and unnatural products be seen in the gland, as a consequence of

those irritations which occur in tubercular disorder. Great alterations take place in other organs and textures of the body, when affected with inflammation; the character of their natural products is essentially and remarkably changed; it is not strange if the lymphatic or absorbent glandular system which is so vitally concerned in carrying on the nutritive processes of the system, should, when in a state of disease, have *its* products so essentially and wonderfully modified and altered, as to assume a character widely differing from that of other products of irritation and inflammation. When speaking of the effect produced on the chyle during its passage through the lymphatic vessels, we pointed out the influence exerted by the vital energies of the part in the production of changes which caused the lymphatic fluid to bear a close resemblance to the blood; it cannot be regarded as strange if, in a state of disease, instead of such an alteration as that just mentioned being witnessed, such as tubercular disease exhibits, should be manifested; and that a variety of products which have been by physicians regarded as the result of a special deposit, should be substituted for those which, in a state of health, were usually afforded. In our next chapter we shall still further unfold this subject.

CHAPTER III.

HEREDITARY AND ACQUIRED PREDISPOSITION TO
TUBERCULAR DISEASE.

BUT few deny that Tubercular disease is in many cases inherited; that even where the disease is not at birth developed, a predisposition to it, inherited from one or both of the parents, exists, which renders the individual liable at some future time to become the subject of this disorder. In many cases, however, no such original predisposition to the disease exists, but in consequence of causes yet to be mentioned, a disposition to take on the affection is developed, which, unless overcome, may ultimately end in settled tuberculous disorder. These two kinds of predisposition to tubercular affection may be entitled, Hereditary and Acquired. We propose to explain the manner of the origin of these predispositions, and thus unfold more fully the subject of tubercula or scrofula.

It is at present a generally received opinion, that not only are mental and moral qualities transmissible by the parent to the child, but physical qualities also. Not only is this observable in the resemblance which the child most commonly bears in these respects to one, or in some instances both of the parents, but peculiar states or conditions of organs are also liable to be transmitted. This is true also with reference to the subject of disease. As an illustration of diseased states of the organization being transmitted, we may speak of the instances which frequently occur where the mother being consumptive, the child is born with all the marks of consumptive disorder; both mother and child often dying of this disease, soon after the birth of the latter. This, it is true, is an extreme case: we can hardly say that a *predisposition* to disease is here transmitted; the child is born with the *disease itself* in full action: here the actual disease is imparted by the diseased mother to the child. In most instances, however, the diseased state of the organization has not arrived at this high stage of development. Although there may be a predisposition to tubercles, these may not yet have formed in the organs,

or, if formed, they may be quiescent, and produce apparently no disturbance in those parts of the organization in which they are located.

In the latter of the two cases just mentioned, it is easy to conceive that an active state of the tubercular disease, at some future period, would not be an unlikely consequence of the previously and inherited, tuberculated state of the parts. Tuberculations already existing there, a variety of causes which are exciting in their character, would tend to increase the previous difficulty, and urge on to the full development of this form of disorder.

Hereditary predisposition to Tubercular Disease. In the first of the two cases under consideration, in which there exists a predisposition by inheritance to this disorder, while as yet no actual tubercular disease is present, a certain condition of those parts which are the seat of tubercles is present, and this *condition of the parts* is what in reality constitutes the *predisposition* to the disease. *In this case the true cause of predisposition to tubercular disease, consists in the transmission by the parent to the child of a weakened state of the absorbent glandular system.* Where the organization is in this state, it is easy to perceive why tubercular developments should sooner or later occur. It is a law of disease, that any cause calculated to develop disorder, will be more likely to operate on a weak organ than on a strong one. Hence the weaker organ will feel the injurious influence of such a disturbing cause more readily and deeply than that which is stronger, even if any impression is made upon the latter. If that cause be the application or action of cold, which is too intense for the reactive powers of the individual to overcome entirely, the current of the circulation sets inwardly; the internal organs become congested, and in that organ, (as the lungs for instance, in cases where predisposition to tubercular disease of this organ is inherited,) which is weakest, and least able consequently to counteract the force of the current, congestion ensues to a greater or less extent, and the lymphatic glands, which, in the individual are through predisposition naturally delicate, feel in the highest degree the effects of the congestion. As a consequence, though previously of a size nearly or quite natural, they enlarge, and as they increase, the irritation in the part increases, which has a tendency to increase still further the accumulations of blood.

and fluids in the glands. Owing to the obstruction of the circulation, both as regards the blood and lymph, these fluids are retained to a greater or less degree in the part, and the natural functions of the gland becoming affected by the irritation as well as the changes which occur in the lymph and blood, important changes occur in the natural products of the glands in consequence of this condition of congestion, obstruction, and alteration of function. The chalky concretions are, as we have said, among the more simple of the results of tubercular irritation, depending probably almost entirely on the absorption of the more liquid parts of the lymphatic fluid, which leave behind the lime which formed one of their constituents.

Now this congestion of the glands may be temporary; the circulation generally may improve, and the current again set outwardly; and these glands, where they have not gone quite so far in the process of alteration as we have pointed out, may eventually recover their natural size, remaining perhaps somewhat more enlarged than they were before. This state of things is commonly observed in congestion and inflammation of the lungs: as the disease improves, the tuberculated glands diminish in size, regaining nearly, if not wholly, their natural dimensions.

The result, however, of the injurious action of cold, above mentioned, and other causes, and of the consequent congestion, has been to leave the parts more liable to disease than they were before, owing to the increased weakness which has resulted from the action previously noticed; so that the same cause, or others which have a similar tendency, and which weaken the general system, or the part previously affected, will again be followed by the same results. The affected gland or glands may at length advance beyond the adhesive stage of inflammation, and pass into the suppurative stage; which, as it has its seat in this instance in a particular kind of structure, and under peculiar circumstances of predisposition, alteration of nutritive function, &c., will of course be likely to be attended with the formation and discharge of products differing somewhat in character from those which are attendant on suppuration in other textures. The irritation caused by this process will, of course, be extended along the chain of glands; and the glands generally may be brought into a state of irritation and congestion; partly as a

result of the influence of the general congestion of the organ affected, and partly as the result of the irritation transmitted by the glands which are already congested and irritated; and which, through nervous sympathy and structural connexions, implicate those which previously were unaffected. Hence we see why it is that tubercular disease in the lungs may increase to such an extent; why it is that when suppuration takes place in one portion of them, the disease is so apt to extend itself with greater rapidity. Not only does the heightened irritation tend to cause this increase in the disorder, but in consequence of the general weakness of the lungs, which is induced by the process of suppuration, the vessels of the lymphatic glands become greatly debilitated, rendering them less able to carry on their circulation properly; and, as a consequence, congestion, accumulations, and irritation follow, and glandular enlargement, or tubercular increase, results.

In portraying, as I have done, the character of Hereditary Predisposition to tubercular disease, and while tracing its progress from simple predisposition to its full development, four circumstances will be noticed as characterizing this complaint. *First*, there is a *debilitated state of the absorbent glands* of one or more of the organs of the body; followed by, in the *second* place, a *congested state* of these glands. *Third*, as a consequence, an *enlarged state of the glands* occurs; in other words, *tubercles* form. *Fourth*, an *alteration in the natural products of the gland takes place*; which is the result of an alteration in the functional action of the parts, which, in consequence of irritation and inflammation, has greatly changed its character, giving rise to products widely differing from those which, in a state of health, were elaborated in the parts.

The view then which we would here maintain is, that to constitute an hereditary predisposition to tubercular disease, the parent must transmit to the child a weakened condition of the absorbent glands of one or more of the bodily organs; the child becoming, in consequence, disposed to be affected by unfavourable influences, whose action, owing to this pre-existing debility of glandular structure, will be felt most powerfully at these points, and result in those congestions which lie at the foundation of tubercular formations.

Acquired predisposition to Tubercular Disease. We have considered, in what has already been said, that tubercular

condition which was connected with hereditary predisposition. But we also said, that a predisposition to tubercular disease which was not hereditary, might be acquired. It will not be necessary to say much in explanation of this form of predisposition, after what has already been advanced, to explain the hereditary form. We see it, as the result of one among other causes, not unfrequently occur in the case of individuals who, though naturally healthy, have, in consequence of disease of an acute character, as, for instance, inflammation of some important part, or as a result of the treatment which has been adopted to quell it, become generally weakened. The absorbent glandular system, partaking of the general debility, becomes susceptible to the influence of the general causes which are calculated to induce congestion in internal parts. These causes of disturbance may, if they recur frequently, give rise eventually to a *permanently congested state of the absorbent glands, forming tubercles*; which, unless arrested, may terminate in suppuration of the diseased organ.

In the formation of tubercle, the blood has been regarded by many as performing a part not altogether secondary in its nature. That the condition of this fluid, in this complaint, is not always healthy, is indeed very evident; and that it has a bearing often on the production of this complaint, must be acknowledged. But that it contains in itself a substance of a *tubercular nature*, which is thrown out here and there in the organs, is of a formless character, and grows, finally becoming a fully developed tubercle, is an idea not accordant with facts, nor at all necessary for the explanation of the phenomena connected with the rise and progress of this disorder. The part which the blood performs, in the development of this disease, is, as we believe, of the following character.

A vigorous state of the digestive organs is, among other things, necessary for the formation of strong, healthy blood. The various organs derive the supplies which they need for their development, and for the maintenance as well as increase of their powers, from this fluid. If this fluid is healthy, the organs nourished by it will, as a general thing, be strong and healthy also; but if, through weakness of the digestive functions, the blood is rendered weak and unhealthy, the organs which derive from it their nourishment will, as a general

rule, be also lacking in vigour. The absorbent glands constituting a part of the economy, and receiving their supplies from the blood, become, when this fluid is unhealthy, and more or less deficient in the elements of strength, weak also. Consequently they are, while thus debilitated, less able to resist those surrounding adverse influences, and internal causes of irritation, which determine undue quantities of blood to them; and hence congestions take place in them, with all those accompanying phenomena, of which we have treated at length elsewhere, and which go to make up tubercula or scrofula. Besides, where tubercular disease already exists in the organs, especially in the mesenteric glands, in which, as we have already seen, important changes are effected in the chyle, causing it to bear a closer resemblance to the blood, the composition and nature of this fluid must be considerably affected by this diseased condition of these blood-making organs, and, as a consequence, the structures generally, but especially those parts which are predisposed to tubercular disease, must be impaired in their strength, and less able to resist the causes productive of this disorder. In such a state of the vital fluid, it is not singular if, the vital functions of the absorbent glands being impaired and affected, the products of these diseased glands should be remarkably altered, and in this way a sufficient explanation be afforded of many of the phenomena which are attendant on tubercula; and this without the necessity of supposing the previous existence of *tubercular matter* in the blood. The *true seat* of the disease is in the *weakened absorbents: the imperfect blood affords the materials*, which, elaborated under the action of such altered functional activity of these glands, gives rise to products which are characteristic of tubercular complaints.

We may go still further in our explanations of tubercular disease, and describe the change which occurs in the electrical condition of the absorbent glands in this disorder. There are two electrical forces by which the various operations connected with the living organism are accomplished. These two forces are positive and negative in their character. The effect of the action of the *positive* is, to produce *attraction* and *contraction*; that of the *negative*, to produce *repulsion* and *expansion*. These two forces operate as vital powers in the lymphatic glands, as well as elsewhere; and when a proper relation exists between the action of the two, the gland

is kept from decrease in size on the one hand, and undue enlargement on the other. If, however, from the influence of causes which have a tendency to weaken the system, or the part, these vital powers become deranged, the positive force may exert less power than is proper, thus allowing the negative to exercise a greater influence. And as we have said before, the effect of the action of the positive being to produce contraction, while that of the negative is to produce expansion, when the positive influence is diminished in power, the negative gains the ascendancy; and congestion, which is the result of this preponderance of negative influence, takes place; and an interference with the natural and appropriate functions of the part occurs.

The influence of the positive power may become weakened either from over excitement, or any other cause which tends to debilitate the system generally, or the parts particularly; and as the effect of the action of this power is to produce contraction, when this becomes impaired, the vessels expand in size, and do not drive their contents forward as rapidly as is necessary to constitute a healthy circulation; an enlargement of the gland consequently takes place. The accumulation still going on, irritation becomes more and more developed in the gland from distention of its vessels. As a consequence the fluids are determined in still larger quantities to the irritated parts which continue to augment in size; and as the functions which are appropriate to the gland, become affected by the distention of the parts, as well as by the lost balance of the electrical forces, new combinations take place in the elements of the fluids circulating through the glands, and in different proportions than are natural; giving rise to products which are new and unnatural to the part, as well as to the system. As an illustration of the influence which the diversity of atomic combinations exerts in the formation of a diversity of products, we may refer to the combinations of sulphur with oxygen: not less than four different compounds being formed as the result of the difference in the relative proportions of their elementary combinations. So in the case of tubercula: a change in the electrical state of the parts gives rise to an alteration in function which results in the formation of new and unusual products.

We need, in the review of all that has been said, no *deposition* of new and unusual matter in the part, called tubercular

matter, to enable us to account for the origin of tubercles. The tubercular matter is formed *in the part*; not in *the system generally, but in the part itself*; and is a consequence of this altered state of the functions of the absorbent glands which are affected: the blood itself not containing tubercular matter, but being in many instances unhealthy, and supplying the materials which are elaborated by the diseased absorbent glands; in this manner the tubercular substance being formed, which is met with in the diseased absorbent glandular structure.

CHAPTER IV.

CAUSES OF TUBERCULAR OR SCROFULOUS DISEASE.

As we design to make this work practical in its character, and intend to fit it not only for the use, as a manual, of the physician, but also as a vehicle of information on the subject of tubercular disease to the non-professional reader, the individual who will need its aid for the removal of his disorders; we propose to consider its causes, noticing at least some which exert, as we conceive, a great influence in its production. Among these are inattention to the laws of diet; uncleanness; excessive indulgence of the passions; secret vice; depressing mental emotions; over exertion of body or mind; severe and protracted study; damp, unhealthy, foul, habitations; illy ventilated rooms; mercury; blood-letting; profuse natural or artificial discharges; vaccination; severe disease, &c.: these, together with the action of cold, are among the most common causes which are productive of it.

We do not propose to explain the manner in which each of the above mentioned causes acts in the production of this disease; we may, however, in a general way state that they give rise to this complaint, by inducing a state of debility of the system generally, or of one or more of its parts, by which they are rendered less capable of resisting the action of cold, and other causes, which determine undue quantities of blood to the parts previously weakened; resulting finally in permanent congestion of the absorbent glands there located; or, in other words, in the development of tubercula.

Blood-letting. A common cause of this disease is *Blood-letting*. This was formerly employed to a much greater extent than at the present day, and has laid the foundation of an immense amount of tubercular disorder. No wonder that under so reducing a process an individual who had been treated for inflammation or fever, should at last in many instances, sink into wasting consumption, and die, the victim not of the original disease, but of one induced by the debilitating treatment which had been employed for its removal.

That medical men are using the lancet, and cup, and leech, more sparingly than was formerly the case, is a matter demanding public thankfulness; for the desolations which war occasions, are but trifling when compared with that widespread devastation which the professional abstraction of human blood has inflicted upon a diseased humanity. Look at the broken down constitutions with which one is continually meeting, which, having fallen under the power of the Philistines, are bearing with them to the grave, into which they must shortly enter, the evidences of the destructive treatment which they have received at the hands of their professional advisers. When will medical mind, bursting the shackles which darker ages than the present imposed upon it, learn the grand truth that if we would successfully combat disease, we must husband the vital powers of the system, instead of wasting its energies by the employment of useless, debilitating, and destructive processes. It is easy to conceive how blood-letting acts in the production of tubercula or scrofula. The absorbent glandular system is weakened, along with other parts of the body, by the abstraction of the vital fluid; and the disposition of the circulation to retire inwardly, instead of flowing outwardly, is greatly augmented. As a consequence, congestion results; followed by the long train of phenomena which have been dwelt upon already at considerable length, and which have been described as constituting tubercular affection. I have frequently noticed the occurrence of this result of blood-letting, especially in females who have been bled repeatedly, and, apparently in many instances for trifling causes: tubercular disease of an extensive character, and involving many organs, has at last become developed; and though they may, under the influence of this weakening process, have increased in size, and substance; and the glow, apparently of rosy health, have suffused their cheeks, yet like beautiful apples, outwardly perfect and free from disease, but at the core rotten and unsound, an examination has detected extensive tubercular difficulty in vital organs; which must sooner or later carry these victims of an unfortunate and destructive practice to an untimely grave.

Vaccination. This is another of the grand causes of the disease which is under consideration. The time has not yet arrived for medical men to endorse the views which, as an individual, (I do not wish to make eclecticism, nor the Eclectic

Medical College of Pennsylvania, responsible for the correctness of these opinions: they are private views of my own,) I entertain respecting vaccination, regarded as a preventive of small pox: the time will yet come, however, I firmly believe, when men will wonder that they ever entertained the delusive idea, that, independent of the protection which the *belief* that, they were thus protected, conferred upon them, vaccination should ever have been regarded as a boon granted to humanity. I do not propose in this place, nor in this work, to give my reasons for the opinion just expressed. My object in this volume is to point out the injurious results which not unfrequently flow from vaccination. Much of tubercula or scrofula is, I conceive, due to this cause.

Where a predisposition to this disease, either inherited or acquired, exists, the introduction into the system of so disturbing a cause as vaccine matter has the effect, in many instances, to develope tubercular disorder. The reason of this is found in the fact that the matter is absorbed into the system, finds its way into the blood, which it contaminates; and mixing with the fluids which circulate through the absorbent glands, it excites in these last-mentioned organs, irritation, resulting in congestion; followed by those phenomena which have been so fully pointed out when speaking of predisposition to the disease under consideration. Such may be the consequence of vaccination, supposing the matter employed to be what is called pure; such in fact are not unfrequently the results of vaccination, where the purest matter has been made use of; the introduction of such, comparatively speaking, innocent matter, acting upon parts *predisposed* to scrofula or tubercula, serving to develope in these parts tubercular disorder, through the irritation which it occasions in the already debilitated absorbent glandular structure.

Let, however, that vaccine matter be *diseased*; let it be taken from an individual who is tainted with erysipelas, salt rheum, or other skin diseases; which diseases may be in a latent, undeveloped state as yet, or may be in full activity; or who may be tainted with scrofula, or perhaps even, through inheritance from his parents, with that vile and loathsome disorder, Syphilis; (the result of licentiousness,) and let (as has often been done,) matter, thus diseased, be introduced into the system of an individual as yet unaffected by scrofula, and not in any way predisposed to the disease, and it cannot be

wondered at if the *absorbent glands, through which this foul irritating and diseased matter has to pass, should become irritated, congested, and tuberculated*. No other result than disease of these organs could be expected under such circumstances to occur, and such cases have occurred sufficiently often, one would think, to have led men long ago, if for no other reason, to lay aside a weapon so dangerous; one whose consequences may prove so disastrous. I will here give a case or two bearing on the subject in question.

A child, eighteen months old, was vaccinated by a vaccine physician in the absence of the father; the mother being overpersuaded, contrary to her own and husband's opinion of the injurious character of the operation, to give her consent. Three days after the operation an ulcer formed in the spot where the matter had been inserted, and discharged acrid burning matter. The arm swelled from the fingers up to the neck; the *cervical absorbent glands* became enlarged; and the skin assumed a *copper-coloured* appearance. Within two weeks after the operation the child died. The parents were healthy. The diseased state of the system, and of the parts in this case, was, indubitably, the result of the introduction into the system of foul, *vile*, and loathsome matter.

In another case, a fine healthy boy, who had never had a day's sickness in his life, was vaccinated when eight months old. The operation was performed below the elbow. About five days after this, high fever occurred; instead of the formation of the usual circle of inflammation around the spot where the matter had been inserted, the whole arm above this point, up to the shoulder, swelled, and became very red; many blisters, resembling those produced by fly blisters, formed, which finally ran together; the skin over the elbow-joint became purple, resembling mortification; the fore-arm also, down to the ends of the fingers, became similarly affected. The whole duration of this difficulty was about two weeks. He never knew what health was from that hour, but seemed to be ever after liable to a variety of diseases. When about two and a half years of age, scrofulous or tubercular disease of the hip-joint occurred, from which he has suffered ever since. It is now about twenty-three years since the hip complaint first appeared. The cause of all this was due to the introduction into his system, by vaccination, of erysipela-tous matter, which developed tubercular disease, one of the

consequences of which was the hip difficulty, of which we have just spoken.

These are not the only evils arising from vaccination. Not only tubercular or scrofulous disease, but skin disease, and a host of other disorders, are frequently the result of vaccination. The diminished and continually diminishing confidence of the profession in its power to keep the system in a state of protection, for any great length of time, against small-pox, inspires us with some hope that the time will yet come when, aside from the *injurious* consequences flowing directly from the operation, it will be entirely discarded on account of its inefficiency and worthlessness. For myself, I have not for years employed this, as I consider, useless and destructive process.

Mercury. This mineral is another powerful agent in the production of tubercula or scrofula. It seems as if for centuries medical men, like lunatics, have been running wild, casting firebrands, arrows, and death. Scarcely a weapon could have been placed in their hands, by the Genius of Evil, which could have lent him more efficient aid in his work of destruction than the one which we are at present considering. The consequences, the deplorable consequences arising from the administration of this remedy are sad and melancholy in their character. No honest and enlightened physician can shut his eyes to the fact of its destructive operation on the human organism; no physician ought to rest satisfied until he has found a substitute for the use of this corroding, devastating poison. Men ought not, in a matter so vitally affecting the happiness and well-being of their race, suffer themselves to be bound down by medical authority or great names; but in the exercise of the spirit which animates the true Eclectic, seek from every quarter those means by which he may be able to overcome disease, without being obliged to resort to so unsafe and destructive a remedy as mercury. For the information of the medical, as well as the non-professional reader, (who may yet be ignorant of the fact, and suppose that there is nothing which can answer as a substitute for this mineral,) we would here state, that in mandrake, and its concentrated preparation Podophylline, we have, among other remedies, a substitute for Calomel; vegetable, innocent, and fulfilling all the indications that are desirable for which this poison has been made use of.

We shall not attempt to consider the subject of mercury in this volume as extensively as we might. Viewing its disastrous consequences as they meet the eye of the physician, volumes might be filled with the description of its ravages; of its march of destruction and death. To hint at these things, thereby directing the attention to the subject, is sufficient; the page of human disease is defaced and marred enough to show out in horrid and unwritten lines and letters what mercury has done and is doing to injure and curse humanity. Any one may there speedily discern its true nature, and the direful results which flow from its employment. I shall here, however, consider the question so far as it has a bearing on the subject of tubercular disease. Here its field is a very extensive one. It is a great cause, among other powerful causes, of a large proportion of tubercular or scrofulous disease. The seeds of this complaint are sown freely in childhood, in the minute doses which are administered for diarrhœa, &c., or in the larger ones which are employed as cathartics; and from childhood to old age, the diseases which it first originated are nurtured and developed under its continued employment. It robs the nervous structure of its phosphorus, decomposing that structure, and rendering the nervous system more susceptible to the action of injurious and unfavourable influences; thereby predisposing the general system to disease, through the derangements which the circulation experiences, in consequence of the irregularity which marks the action of so important a system of organs as is that of the nervous.

The body is, through its influence, rendered more susceptible to the action of cold, and congestions are, in consequence, occurrences not unfrequently met with. Not only, however, on the nervous system, but also on the *glandular*, especially the absorbent glandular, its blighting influence falls with withering, crushing power. Mercury indeed has a specific influence on glandular function, and is administered, among other reasons, for the purpose of rousing up to activity torpid glands; exciting them to renewed secretion, and awakening to greater activity the powers of the absorbents.

Being absorbed and carried into those vessels which are particularly set apart for the work of carrying materials into the blood, either for the nutrition of the system, or to throw out, by means of the various secreting organs, whatever parts

of the organization have become useless, it acts in a special manner upon the absorbent glandular structure; and it is here that its ravages are extensively met with. It decomposes the nervous structure of the glands, thereby inducing in them a state of debility; and as a certain degree of tone and strength is necessary for the proper action of the fibromuscular coat which forms one of the constituents of the absorbent vessels, this also loses, to a considerable extent, its power of contractility, and an expansion or enlargement of these vessels ensues. The continued irritation which its presence occasions in these vessels has also the effect to induce a flow of fluids to the parts; and as their tone and energy are already weakened, they are less able to rid themselves of these accumulations, and an expansion or enlargement of the gland takes place: in other words, tubercular or scrofulous disease is developed, which, unless arrested, passes through all those various changes, which have been already so fully described in another part of this work.

The connexion between the administration of mercury and the development of tubercular disease, is frequently noticed in those enlargements of the absorbent glands in different parts of the body, which occur, even after slight changes of the weather, in individuals who have formerly taken preparations of mercury. It is not wonderful that consumption should frequently set in, in such cases; slight colds, or other disturbing causes occurring in such, by throwing the blood more freely upon the absorbent glands of the lungs, which are already weakened and irritable, may so increase the amount of fluids in these debilitated parts, as to render them incapable of themselves of throwing off the excess, and of recovering their original capacity. An instance of this kind is related in a medical journal: "A soldier, twenty-two years of age, was admitted into a regimental hospital on the 22d of February. Half a drachm of mercurial ointment was rubbed in every second day; and a grain and a half of the oxymuriate of mercury being divided into four doses, he was ordered to take one dose on alternate days. On the ninth day, having made five frictions, and taken the above quantity of oxymuriate, salivation appeared, and the mercury was discontinued. There was profuse salivation. Low diet, cooling aperients, gargles, and various other means were resorted to, but without the least effect in checking the salivation. The tongue

became greatly swelled and indurated; the cheeks ulcerated; the gums were destroyed, and the teeth loosened. Swallowing was extremely difficult, and the nights sleepless. Leeches were applied in succession to the face and neck; and opiates were given with the view of procuring some sleep. But nothing arrested the progress of the spitting, and its devastations on the mouth, tongue, and throat. On the 5th of April, incisions were made into the tongue, with the hope of relieving the swelling of that organ; but little good effect, however, was produced. By the 18th of April, the salivation began to diminish, and ceased entirely by the end of the month. The swelling of the tongue disappeared, and the ulcers of the mouth healed. But the man continued pale and emaciated, complaining of a sense of heat in the region of the stomach, and having cough without expectoration. Early in May, expectoration appeared, and was accompanied by diarrhœa. He soon began to throw up purulent matter, and he died of rapid *Pulmonary Consumption* on the 14th of May; not quite three months from the commencement of the mercurial treatment. On dissection, the mouth and parts contiguous were found perfectly healthy. In the left lung, a large abscess presented itself, full of fetid matter, which was extravasated into the bag of the pleura on that side. There was nothing particular in any other part of the body."

This is a case which exhibited very speedily the influence of mercury in the production of fatal tubercular disease of the lungs. In the greater proportion of instances, however, its connexion with the full development of tubercular disease is not manifested at so early a period as in the case just quoted. The disease, although it starts immediately into existence, may require years to reach its full and fatal development. Cases have come under my care, in which, through the action of mercury, scrofulous or tubercular disease has been developed in the soft and bony tissues, causing the formation of holes in the bony palate, through which liquids passed into the nostrils; destruction of the cartilage of the nose, (causing this organ to cave in,) and of the soft palate; of the tonsils; also of the outer table of the skull, to the extent of a quarter of a dollar piece in size; threatening to destroy the inner table of the skull, and invade the brain also. Nothing, I may here remark in passing, stayed the progress of this work of destruction, until the remedies

recommended in this work were administered: these arrested the disease, but could not repair the ravages and deformity produced by this mineral, which in one of these cases had marred and mutilated a form not naturally unlovely or unattractive. *Mercury is truly, as its friends contend it is, a wonderful alterative.* Mercury then is not the innocent thing which some of our medical friends maintain it to be, when used judiciously. There are some things which, *in themselves*, are injurious to the living structure; as fire, for example: which is nevertheless capable, when duly regulated and kept at a proper distance from the body, of serving an important purpose, and contributing to the comfort and happiness of man: it will not, however, admit of being introduced within the system, or of outward application, without serious and often fatal injury to the organism. Mercury also, like fire, has its uses; and may, when coated over the back of a glass, add to the comforts and happiness of man, by giving him correct ideas with regard to his own personal appearance, and also give him information with respect to temperature, weather, &c.; but when introduced into the system, either by outward application, or internal administration, like fire, it awakens irritations, and produces derangements in structure, which ultimately wear out the vital energies, and result in fatal disorganization. Its path is so marked in dark and gloomy lines of suffering, sorrow, and desolation; so much light has for so long a period been shed abroad in relation to its injurious action; and other remedies, innocent, vegetable, and efficient, have been discovered, which may be substituted for it, that there seems to be no excuse for its further employment as a medicine. It ought to receive its dismissal from the medical service; not because, like an old veteran, it has done its work so well, but because, like a violent and ungovernable soldier, it is unfit to be associated with other remedies, and has accomplished so much injury as to render all further resort to it unnecessary and undesirable. When that happy period shall arrive, humanity will rejoice, and no dirge of sorrow be sung over the grave of the mercurial destroyer.

CHAPTER V.

SELF-POLLUTION AND SEXUAL EXCESS.

IF we consider the adverse influences which are productive of tubercular disease, we may, when we contemplate their numbers, call them legion. But not only are they numerous, but the sphere of their operation is very extensive, all classes, ages, and conditions, being the subjects of their action. Thus vaccination, blood-letting, and mercury, a few of the widely acting causes of this disease, are so extensively employed as remedial agents, as to become in consequence efficient and wide-spread instruments in the production of this dreaded disorder. Other causes, however, are yet to be mentioned, which exert no less influence than those which we have just enumerated, in the development of the form of disease which is under consideration. I allude to Self-pollution and Sexual Excess.

By some it may be regarded as injudicious and improper, to bring before the public mind a subject which is of so confessedly delicate a character as that which we are about to consider. The propriety or impropriety of actions is not, however, always to be determined by the question of the delicacy of the subject to which those actions may bear a relation. There are considerations growing out of the claims of humanity, virtue, and religion, which completely override all questions of mere delicacy; delicacy, if I may so express myself, must be mortified; the mind that would impart information, the tendency of which is to bless humanity, must suffer pain, if it would save man from sin by revealing his danger, and pointing out the way for his restoration to health and virtue, and the manner in which he may once more regain happiness.

Although this is a subject which comes in conflict with the finer feelings of humanity, yet it is one of a character which it is not only the duty of the physician to unfold; but parents, guardians, relations, friends, and pastors, should feel themselves bound by every consideration of duty and regard

for the happiness and well being of their fellow men, to bring to the view of those, over whom they can exert any influence, the evil and disastrous consequences which flow from self-pollution, and excessive sexual indulgence.

The physician, however, is especially called upon, in view of the destructive tendency of these vices, to raise his voice, and use his pen in endeavouring to deter mankind from practices which so sadly deteriorate his organization, (when we say mankind, we of course include *women* also,) and not only cripple his physical structure, but also weaken and pervert his mental and moral powers. Not only is he to do this in his private capacity, as a professional adviser; but, where opportunity presents, he ought publicly to bear testimony to the evil nature of the practices in question, that thus his means of doing good may be enhanced, and the sum of human happiness be greatly augmented.

To neglect to do this, because the subject is a delicate one, is to prefer that man should ruin himself physically, mentally, morally, and eternally, rather than do that violence to his own, as well as the feelings of others, which must accompany the endeavour to enlighten him with regard to the consequences of the vicious habits in which he indulges.

In whatever light we may view the subject, it seems to be the duty of the physician to do privately, and also publicly, whatever he can in his own particular and special sphere of labour, to benefit a common humanity; seeking to guard those who come under his care, and within reach of his influence, against whatever is injurious and destructive; and not only to do this, but when the evils that meet his eye are general ones, and not sufficiently elucidated, nor guarded against, he is to depart from his ordinary track, and adopt unusual methods to awaken the community to a proper perception of the dangers which threaten it, and of the sad and destructive character of the vices which many of its members indulge in.

Although it is not beyond the province of the physician to dwell upon the moral character of these indulgences, and to point out their consequences, so far as regards the interests of both time and eternity, yet this part of the work falls especially to the lot of the minister of the gospel, and it is one which *he* should faithfully and fearlessly execute. But where is the pulpit in which these special sins are boldly and

fearlessly reprobated? How few of the under shepherds of the flock seem to occupy themselves in the work of guarding the lambs of the fold, and saving them from falling into those pits of pollution into which they are continually plunging. A little of the kind of preaching with which Nathan reproved David; plain, practical, and to the point; bearing down upon *particular* sins, and exposing them to the view of the sinner; is needed in these days of impurity and self-indulgence. If there were less fastidiousness and more true delicacy; that delicacy which springs from innate purity, and which prompts to earnest effort to save man from moral pollution; we should have less clamour against the presentation of subjects which are calculated to do good, by pointing out to the victim of unholy and excessive lust, the dangers that beset his path, and which threaten every moment to engulf him.

In the almost entire absence of such efforts on the part of those whose duty it is in a special manner to warn men against the injurious consequences, and the moral guilt of those actions which constitute the subject of our present remarks; the responsibility of the physician is greatly increased; his obligation to present this subject to the public, and save his fellow men from the consequences of such indulgences, is vastly augmented.

This work will fall into the hands of fathers and mothers, as well as their offspring; all of whom are vitally interested in the subject which we are considering. With the full conviction resting on my mind, that the presentation of it is not only proper, but also imperatively demanded in this work, inasmuch as it constitutes one of the most frightful causes of tubercular disease, I feel that I would fail in duty, and be wanting in moral courage, did I not unfold the subject sufficiently, to enable those who may read this work to understand the bearing, which self-pollution and excessive sexual indulgence have on the production of this form of disorder.

Self-pollution. This consists in the unnatural and unlawful use of the organs which were given by the Creator to mankind for wise and benevolent purposes,—the continuance of the human race,—the reproduction of the species. To accomplish these results, without which the human race would shortly become extinct, a proper and legitimate method has been instituted. Any departure from the mode which he has arranged for effecting this object, is contrary to his own

established order and arrangement, but that departure which we are now considering is, especially, the subject of divine displeasure; a displeasure manifested most strikingly and terribly in the deplorable consequences which result from a violation of the laws which he has instituted.

By both sexes, and in *females* in a *variety* of ways, the degrading and destroying sin is practised, and such an alarming height has the evil attained, that *among the youth of both sexes, comparatively few are untainted by it*; nearly all practising it now, or suffering from the effects of former indulgence in it; and many even among the adults, being engaged in the same iniquitous course of action. Our schools are hot beds of moral pollution; male and female boarding-schools especially. The church is lamentably tainted with it, and many even among pastors and their people, are enslaved by the degrading indulgence. All classes and conditions are contaminated by the foul, body, mind, and soul-destroying vice; and its indulgence lies at the *foundation of much of the licentiousness* that is sweeping over the earth, and which threatens yet to introduce universally an era of moral pollution, similar to that which characterized the period when France, casting aside all the restraints of religion, rioted in the grossest licentiousness and debauchery.

So generally practised is this degrading vice; so sadly does it vitiate the moral character, that it need not be matter of wonder, if the *minister finds so little success in his inculcations of religious truth*. Until the sinful practice is discontinued, the unholy work abandoned, motives of holiness drawn from the living word of truth, will have but little weight; for the constant indulgence in wrong and sinful habits, constitutes a strong barrier against the practice of virtue, and the reception by the heart of the pure and holy precepts of Him who is Purity itself.

This vice is one which, as I have said, affects all classes and conditions. All ages too, I might say; for even the child eighteen months old, has been taught the horrid practice; it has infected the monk in his cell, the nun in her cloister professedly giving up the world and its lusts; the pastor of the church of God, and his male and female members; through all grades of society, has the polluting stream flowed, and even the shepherd and shepherdess, who have been surrounded by everything that could inspire the heart

with sentiments of virtue and purity, have desecrated the scene, where Heaven has displayed in rich profusion, the evidences of its love and power, by indulgence in a vice, in view of which angels, if possible, weep, and creation sighs.

Every barrier which is reared by religion, virtue, position in society, and natural delicacy; every thing in fact which goes to make up all that is pure and noble, elevated and lovely; every thing that affects the interests of the soul for time and eternity, is swept away by this absorbing, destructive vice; and disease in varied forms, and of a variety of characters, comes, with its long train of frightful evils, to warn the transgressor that law—law, moral, physical, and mental, has been violated; and that the unhappy being who is thus engaged in transgressing the rules which a Being of infinite love and purity has laid down for the regulation of human conduct, is suffering woes which are designed for his good by Him who sees and knows all thoughts and actions; no matter how secret they may be, or unknown to other mortals; and whose rod is sent to lead the erring one back to paths of purity and happiness.

How long the catalogue of ills which follow all departures from virtue! How manifold the evils which spring from this odious and destructive propensity! To enumerate all the evil consequences which result from it, would take more time than we can allot to the subject. We may, however, notice a sufficient number of them to convince any one that the way of the transgressor against purity is hard; and that the displeasure of a pure and holy Being is plainly manifested in the sufferings and sorrows which result from such an unholy and unnatural practice.

A large proportion of the ills which overtake man at, and after the period of puberty, and in some cases long before, are referable to self-pollution; by which the natural powers are wasted, and the physical and mental energies are dissipated. Under its influence, those principles of virtue which lie at the foundation of a healthy, moral development, have been greatly weakened; and those noble, lofty, and honourable feelings which budded so beautifully in the earlier formation of character, have sadly changed; and fruit, far different from that which once promised such a bountiful and desirable harvest, has ripened only to injure its possessor, and cause every lover of virtue to sigh over the disappointment of ex-

pectations once formed of future usefulness; of hopes of future benefit to society and the race blasted and annihilated.

It is customary to refer many of the weaknesses which occur at the period of the commencement of the change from boyhood to manhood, and from girlhood to womanhood, to the circumstances connected with the growth of the individual; but in the greater proportion of cases, they are in justice due to the influence of this pernicious habit.

How many a youth, at and after this period, perhaps long before, manifests great weakness of constitution; becomes troubled with a variety of distressing sensations, and perhaps sinks away consumptive to the tomb; or gradually, after a long season of suffering, from infirmity and symptoms of an alarming character, recovers a tolerable degree of health and strength, but never perhaps perfectly regains his former vigour.

The grand secret of the cause, in the greater number of cases, of this wasting away; this general decay; this early sinking to the grave—and I wish you who are parents, and you also who are young, whether addicted or not to this vice, to mark what I say—the principal cause of this premature decay is due to the influence of this destructive habit.

In the male, the consequences resulting from it are more immediately and generally disastrous than in the female: the loss of the semen, where the individual has attained an age in which this secretion has become developed, occasioning in him a greater degree of prostration of the vital powers, and debility of the organs, than occurs in the female, in whom no such highly animalized fluid as the semen is generated.

But in the female, the results of this practice are also disastrous. *Over-excitement of the nervous system; congestion of the womb, and a morbidly irritable state of that organ; falling of the womb, with leucorrhœa, or fluor albus;* along with other distressing symptoms, wear out the vital energies, and bring the unhappy victim of an enslaving vice to an untimely grave.

How destructive, also, do we find it at this period of life, as in fact at any other, to the mental, as well as physical powers of the unfortunate youth who practises it!

You have looked with pleasure on some bright boy, whose precocity of intellect has shadowed forth his future usefulness and fame. Lively, buoyant, and happy, he engages in

his sports with zest; and when engaged in study, is able to master his tasks with rapidity and ease. He bids fair at some future period of life to be great. On him the father looks with pride and satisfaction, the mother with delight and fondest love. Friends regard him with admiration; and some employment or profession is prospectively selected for him, for which he is to prepare—in which he may have an opportunity to exhibit those powers which he possesses, and with which he is confidently expected to dazzle and captivate those with whom he may come in contact, and obtain for himself a reputation and fortune.

But a change comes over that boy. He becomes dull and languid; he does not work with his usual energy; he cannot fix his mind on his studies; his gait is feeble; his mind dull; he is irresolute; does not enter into play with as much animation as formerly; and shuns social intercourse. When not engaged in work or play, he instinctively lapses into a lolling or reclining posture; and is apt, even when at work or play, to embrace every opportunity to lie down, or sit in a curved position. His mind seems to suffer more and more, becoming weak, even approaching, perhaps, idiocy: and if he does not become idiotic, he at least depreciates greatly in regard to mental power and vigour.

This cause of deterioration goes on until, at length, if he does not sink away with consumption, or become idiotic, his mental and physical powers receive a shock from which he never recovers; and through life he remains a subject of physical weaknesses and infirmities, with a mind weak and debilitated; changed, sadly changed from its former condition of brightness and vigour. Parents look with sadness on the alteration; high hopes have been crushed; glowing and bright anticipations of future greatness for their loved one have been blasted; and, ignorant of the cause, it is attributed to too rapid growth, excessive study, or ill health; no knowledge, in the majority of cases, being possessed by the parent, of the real and true cause of this sad and distressing alteration.

Important then, to both parent and child, is a proper understanding of these matters; and those parents who are not ignorant of the evil consequences of this vicious indulgence, as also those who have the care of children, greatly err in not early imparting such knowledge on these points, as shall

serve to act as a check on the child, and guard him against acquiring the destructive habit.

Not only so, but they should also see that they are preserved from such associations as are corrupting; never allowing them to sleep with servants and others, especially those of the opposite sex; a thing which in children is often allowed, and has resulted in many instances most disastrously.

It is not a part of our plan, while considering the subject of self-pollution, to enter deeply into its investigation, or to unfold all the unhappy consequences which flow from an indulgence in it. We may simply state, that there is scarcely a disease of any magnitude of which it may not be the direct or indirect producing cause; but its influence in the production of tubercular or scrofulous disease is extensive and immediate. The varied forms of disease which it originates are, indeed, for the most part tubercular in their character; whether they be consumptive, digestive, nervous, or whatever may be their description. In nearly all these cases, scrofulous disorder is developed; and the variety in their symptoms is more the result of the difference which exists in regard to the structure and function of the organs which are affected, whether of the lungs, heart, &c., than of any essential difference in the nature of the diseased condition of the parts; which state of parts, in reality, lies at the foundation of the diseases which we have in a general way only hinted at.

It will hardly be necessary to explain the manner in which tubercular disease is engendered by indulgence in this vice; we have already, when speaking of blood-letting, shown the mode in which this form of disease was, under the influence of this reducing process, developed. Self-pollution also, like blood-letting, debilitates the system; and thus favours those changes in the absorbent glands, of which we have made so frequent mention elsewhere, as constituting the phenomena which characterize and accompany the progress of tubercular or scrofulous disorder.

Sexual Excess. We spoke of sexual excess also, as being a fruitful cause of tubercular disease. Two classes of individuals fall into this sin; those who are married, and in whom the moderate indulgence of the sexual appetite is not only allowable, but necessary for the generation of offspring; and those who are unmarried, and in whose case the slightest indulgence constitutes a breach of that law which the Creator

has given to man; and which, in many civilized countries, is also recognized as binding on him, and is enforced by legal enactments.

No matter, however, to which of the two classes the individual may belong, or what the sex, which is guilty in this particular; a penalty attaches to the course of indulgence which may be pursued, attesting the Divine displeasure against it. In man, the consequences resulting from such excess are deplorable. How often have we seen a newly married pair enter upon their united life, with the best prospect apparently, of enjoying each other's society for many years; the husband seemingly in the possession of perfect health. Scarcely, however, may a year have passed by, ere that robust and manly form is bowed and emaciated; and consumption, with its wasting hand, speedily snatches him from the partner of his bosom, the being perhaps loved and cherished with the deepest and fondest affection. Or, the exhaustion of vital power which such excess occasions, may render him more liable to the attacks of sudden and fatal disorders, which find the system prepared to receive the seeds of epidemic influence; or take on violent inflammation of some vital part; or render him perhaps incapable of resisting the operation of those influences which aid in the development of Cholera, or some other disorder; which, but for his predisposed state to take on disease, in consequence of his sexual excess, would have had no power over him, but would have been successfully resisted by the vital energies of a still unbroken and vigorous constitution.

The consequences of such excess may not, however, prove so immediately disastrous and fatal in their character. A debilitated condition of various organs and systems of organs, may be occasioned by it; and a variety of distressing symptoms may affect the sufferer for many years; all the days of his existence being passed in suffering, discomfort, and pain, the result of a cause which he is perhaps entirely unaware of. It may be Dyspepsia; Kidney-complaint; Nervous affection; Asthma; Chronic-affection of the Lungs, Heart, Liver, or some other organ, under which he labours; diseases produced and nurtured by his long continued indulgence, which serves to keep up the weakness of the organs, and stands as a continual barrier against all improvement or recovery. These diseases may continue for many years, and

sooner or later, the individual fall at length a victim to consumption.

In the majority of instances, these diseases, no matter what the organ in which they may be located, will be seen to be tubercular in their character. In all the examinations which I have made of chronic disease, I cannot say that in any case I have found a perfect exemption from tubercular disorder; some one or more of the organs being in a greater or less degree tainted with it. The connexion between a vigorous state of the generative organs and other parts of the body, seems to be close and intimate. When by excessive action of those first mentioned, a state of debility is induced in them, all the other organs of the body sympathize with them. Those, which are by inheritance predisposed, first feel the influence of this exhaustion, and becoming still more weakened in consequence, that long train of results consequent upon a debilitated condition of the absorbent glands follows, resulting in the development of tubercular or scrofulous disease in the organ. And as the cause continues to operate, other and naturally stronger organs in their turn give way, until finally tubercular disease may involve all the organs of the body.

I have had in view, in the brief description just given of some of the evil consequences arising from sexual excess, the exhibition of those which affect the male, whether married or unmarried. The female, however, whether single or married, who is guilty of the same abuse of the sexual organs, is visited by consequences no less disastrous. In her the womb is an important organ, with which all the rest of the organs sympathize. If under the influence of such abuse, this organ and its associate parts become weakened, a derangement of the circulation of the parts ensues; the absorbent glands enlarge, and tubercular disease is developed. Influencing, as this organ does, in so remarkable a degree, the state of other organs, its action over them, when it becomes diseased, is powerful for evil. One organ after another becomes involved in tubercular disorder, and if she does not die speedily of consumption, chronic disease of a variety of organs is established, beneath the weight of which she drags out a miserable existence; and under which, unless relieved by judicious remedial treatment, she finally sinks, finding repose at length in the quiet slumber of the grave.

A vast amount of womb disease has its origin in sexual excess; and the incorrect methods usually adopted for its removal, tend not only by their weakening influence to increase the disease, but many of them are so disgusting in some of their practical applications, as not only to shock female delicacy, but also aggravate the existing disorder. In consequence of the influence exerted by the womb over the nervous system, the character and temper become in many instances remarkably changed; a perverted state of the moral faculties occurring in some, sad, and apparently unaccountable; whilst the sweetest natural temper often becomes hateful, laying the foundation of much domestic infelicity.

Such are some of the disastrous results which flow from self-pollution and sexual excess. Are they not of sufficient magnitude and importance to justify in this work a brief consideration of, and reference to them? And so extensively productive as they are of tubercular disease, which constitutes the subject of this volume, they come in place here as one of the grand causes of this disorder. I did not dare to pass them by. To have done so with the full conviction that they were so fruitful a cause of tubercular affection, would have been to suffer man to go on the slave of vile lusts, which are not only unfitting him for a holier sphere than this, but rendering him miserable and unhappy in a world, where something like real happiness can still be found, if sought for in the practice of virtue and purity.

CHAPTER VI.

DIAGNOSIS. MEANS OF DISCRIMINATING OR DISTINGUISHING
TUBERCULAR OR SCROFULOUS DISEASE.

NOTWITHSTANDING the fact that tubercular or scrofulous disease is so very common and prevalent a disorder, a strange degree of ignorance seems to pervade the minds of medical men, not only in respect to its *nature*, but also in relation to the *method* of ascertaining its existence, when it is present in the system. Even when pervading the system so generally as not only to occupy vital organs, but also lie thickly scattered under the skin, men of intelligence on other subjects connected with medicine, seem incapable often of recognising its presence.

I remember being consulted some years ago by a young gentleman who had not been many years married, in whom, in consequence of great sexual excess, not only were the organs affected with tubercular disease, but thickly scattered under the skin were lumps of considerable size, like beans. He had consulted several physicians, and one eminent surgeon among the rest, none of whom could inform him as to the character of these enlargements. He had a very delicate languid appearance; the lungs, stomach, liver, kidneys, &c., were tuberculated; and the absorbent glandular system generally, had become so debilitated by his excess, that those glands which lie beneath the skin became at last involved, taking on tubercular disorder.

The disease was evidently extensive tubercular disorder, affecting the glands lying superficially, as well as those which are deeper seated.

It becomes important, therefore, to lay down some general rules, or process, by which we shall be better able to ascertain the existence of this disease; and do it with a degree of certainty which shall give us confidence with reference to the correctness of the opinion we form on this point; and thus the better enable us to decide as to the course of treatment which is best calculated to remove the disorder. To ascertain

its existence *at as early a period as possible*, ere its ravages have become so great as to prove irreparable, constitutes another reason why the methods adopted for its detection should be reliable in their character. It is evident that if we can detect the presence of this disease in the system generally, or in the organs in particular, especially where vital organs are involved; and do this before the vital powers have become greatly impaired, we shall be placed in a better situation to meet and combat the disease, than if, ignorant of the proper mode of detecting it in its incipient stages, we are obliged to wait until the disease has attained such a degree of development, and has so extensively involved vital organs, as to render a knowledge of the complaint, so far as remedial measures for its cure are concerned, of little value.

It is this ability to ascertain the existence of tubercular disease in its incipient stages, before the general system or organs have become as yet seriously weakened by the disorder, that forms one of the distinguishing features of the Eclectic system of practice; and enables its advocates, in connexion with the fact that they possess also a knowledge of better processes and remedial agencies for its removal, to apply these remedies and processes at so early a period as to save the strength of the patient, and effect with greater rapidity, a restoration to health.

On the contrary, nothing has, to many a patient, seemed so difficult of explanation, as are the various and contradictory opinions of medical men, men too, of high reputation and standing in their profession; all of whose examinations too, have been similar in their character; who have inspected and measured the chest, made applications to it of the hand and ear, and tapped it with the fingers. Notwithstanding the same processes have been resorted to by each, it is not uncommon for the patient to have about as many different opinions given him by these physicians, as to the nature of his disease, as there were experimenters on his chest.

One, perhaps, will stoutly assert that the lungs are extensively tuberculated with the existence of large cavities; that the lungs are in fact almost gone; whilst another may give an opinion directly the reverse, and affirm, with the greatest confidence, that the lungs are perfectly sound, and that the disease is located elsewhere.

Amid such extreme diversities of opinion (with many in-

intermediate shades of difference,) founded upon the common modes of testing for the presence of tubercular disease, we need, evidently, something *more reliable*; some mode which can *with almost unfailing certainty*, assure us of the existence or non-existence in the system of this disorder. Such methods of testing, by which to ascertain the presence or absence of this disease in the system or organs, we possess in the processes with which eclecticism supplies us, and of these we shall make mention hereafter.

We shall first proceed to show from the very highest medical authority, that the *ordinary* modes of diagnosing or discriminating and treating tubercular disease of the lungs; in other words, of ascertaining its existence or non-existence in the system, and proper mode of cure, are regarded as *unreliable and uncertain*. Says Mons. Lugol, an eminent physician of Paris, in extracts taken from his fourth lecture on the formation of tubercles in internal organs, "The numerous checks and *repeated deceptions*, to which physicians are daily exposed in the *diagnosis and treatment* of tubercular diseases, do they not prove that it is necessary to leave the beaten track of inquiry, and pursue some other which is less fallible? You all know that *auscultation and percussion*, (listening to the sounds given by the chest on applying the ear to it, and striking it with the fingers,) *are useless in the diagnosis of pulmonary tubercles.*"

Here is a frank admission by a physician who thoroughly understood the use of these processes for the detection of tubercles in the lungs; and whose competency to give a correct opinion on these points, if this could be done by any one, will not be disputed; that auscultation and percussion are not to be depended upon in discriminating or diagnosing tubercular disease of the lungs. And yet there are many physicians, some of whom know but little about auscultation and percussion, who would perhaps be fool-hardy enough to stake their existence on the correctness of the diagnosis which they may make, with respect to the condition of those lungs which may be subjected to their examination.

But M. Lugol goes on to say: "Both (auscultation and percussion) alike insufficient to announce the *commencement* of the mischief, they are superfluous at the very time they become capable of indicating the presence of the tubercles,

for then they are discoverable by other means, and alas, are too far advanced in their development to warrant our hopes of arresting their progress, at least in the generality of cases. I will even go a step farther, and say, that the unlimited confidence placed by the greater number of practitioners of the present day, has had the effect of too often inspiring a *fatal* security in many tubercular diseases, which are thereby allowed to advance in their progress, until this is revealed by physical phenomena, at a period when remedial measures have but little chance of effecting any good."

In his second lecture he says: "The diagnosis of tubercles in particular organs, is *very difficult*, at least in the *first periods* of their existence. When tubercles lie just beneath the skin, the mere local examination of the parts, at once enables us to convince ourselves of their presence; although, as we have already stated, these morbid productions develop themselves gradually, *without pain*, and without swelling of the surrounding parts; in a word, without giving rise to any perceptible phenomena. When, therefore, we consider that tubercles located just beneath the skin, only become manifest during the first stages of their existence because they are external; we can easily understand how it is that in the mediastinum, (an appendage of the lungs,) and the parenchymatous organs, this source of diagnosis being closed, it should be always difficult, and *often impossible*, to recognise their presence. Tubercles may exist in parenchymatous (or that which constitutes the texture or substance of organs,) organs; (the lungs for instance) *may even partly annihilate them; without their existence being revealed by any external symptoms*; or if they are discovered, it is at an advanced period of their existence, when they have so far progressed, that treatment is no longer of any avail."

This is an important confession, and yet how many physicians, who are regarded as men of high reputation for learning and ability, are continually engaged in making examinations of the lungs of individuals who have a suspicion that these organs are diseased; and express their opinion as confidently, on the point of these organs being tuberculated, or non-tuberculated, as though they actually saw the organs. What folly to submit to *such* examinations; how little, except in the last stage of the disorder, is to be drawn from such an examination that is truly satisfying.

He proceeds to say: "In such cases, it can scarcely be said, that the malady has been recognised during life; they belong in reality to Pathological Anatomy." And hear the following important admission. He says: "*Our want of success in the use of the ordinary means of diagnosing tubercles, proves that means are inadequate, that we follow an erroneous course in our investigations, and that we must resort to new modes, if we wish to be successful.*" When pulmonary tubercles are suspected, we resort to auscultation and percussion, but in many cases these fail us, even where numerous tubercles are disseminated through the lungs, and for this reason it is, that many physicians after having greatly exaggerated the value of the stethoscopic signs, now declare them of little value, at least during the first stages of the disease. There is here, another mode to which we may resort, induction; for instance, a patient complains for some time of slight pain and uneasiness in the cavity of the chest: we resort to auscultation and percussion; the resonance of the thorax is everywhere normal, (natural) pulmonary expansion free and easy, respiration perfectly natural, and guided by these data, the physician declares that there are no tubercles in the lungs. But *he is deceived*; the method of investigation which he has followed has been inefficient. If we consider that the patient is born of tuberculous parents, that he has lost brothers or sisters from phthisis; or that they are suffering from cervical tubercles; white-swelling, or other scrofulous affections; that his health is delicate, his growth has been deficient, in a word, if we consult with care, antecedents and coincidents, we shall acquire the conviction that his lungs contain tubercles, although *auscultation is powerless to demonstrate their presence.*"

But we proceed to give further authority of a high character, with reference to the failure of auscultation and percussion, to detect, with any certainty, tubercular disease; these processes being altogether unreliable and uncertain in the diagnosis of this disorder. We give an extract from the memoir of Mons. Louis, another eminent Parisian physician, on the proper mode of examining a patient, and of arriving at facts of a general nature.

He says, "Peritonitis," which is an inflammation of the membrane that lines the cavity of the abdomen or belly, "Peritonitis, when of a chronic character from its commence-

ment among adults, that is between the ages of fifteen and a very late period of life is, according to facts which I have recorded, constantly tuberculous, or connected with the existence of gray semi-transparent granulations, developed either upon, or under the peritoneum. But as I have already stated, neither of these lesions exists in any organ, unless it be observed likewise in the lungs, so that when there exists a case of well-marked chronic peritonitis, we are able, independently of the symptoms referable to the respiratory organs, or even in their absence, to recognise the existence of phthisis, or, in other words, the development of more or less tubercles, gray, semi-transparent granulations in the lungs. *I have,*" and I would have you to mark what he says, "*more than once announced the existence of phthisis in patients who presented all the signs of chronic peritonitis, but neither auscultation nor percussion of the chest!!! afforded any signs!!! of an appreciable alteration of the pulmonary parenchyma, and this even in patients who had not any cough.*"

From the extracts which we have given above, taken from the writings of men of eminence in their profession, we find that no certain dependence is to be placed upon the methods usually employed by physicians to detect tubercular disease; and that where disease has invaded the lungs, we can, by these methods of diagnosis, only ascertain the existence of this disorder, when such knowledge can be turned to no practical use; when the disease has advanced so far, that under ordinary methods of treatment the case is hopeless.

The folly then of patients going from one physician to another to have the lungs sounded, as it is called, for the purpose of ascertaining whether they are tubercularly diseased or not, is in view of these honest confessions of eminent and competent physicians, perfectly absurd; the very time when the patient needs the knowledge for which he seeks, in order that he may adopt proper means to obtain relief from his disorder, being the very time when these processes of diagnosis are useless; failing as they do to enlighten him on the point so important to be decided, viz.: whether he is tubercularly diseased or not.

It will also be seen in the light of what has been said, that a great want requires to be satisfied; that it is desirable that some process, if possible, should be discovered, by

which tubercular disease of the organs, especially of the lungs, may be detected in its incipency, before it has reached such a stage as to render the employment of remedial measures useless. And if, along with this knowledge of the process of detecting the disease, a way can be devised by which these tuberculations can be dissipated, the value of the discovery will be enhanced, and the discoverer himself be entitled to the thanks, not only of all who derive benefit from the discovery, but of all who love their race, and desire the promotion of human happiness.

Eclecticism, confined to no exclusive system, like the bee which culls its honey from every flower, taking from each system whatever is good, and rejecting whatever it conceives to be injurious, has lighted, in its path of exploration and observation, on a method adapted to meet these wants, and fulfil these indications; and with alacrity and joy has grasped it; made it a part of itself; and hastens to pour the treasure which it has obtained into the lap of those who can appreciate its priceless value.

Recognising the reasonableness and justice of the command, to render honour to whom honour is due, it unhesitatingly accords to the late Dr. H. H. Sherwood of New York, the merit, under the guidance and blessing of the Father of all mercies, and the Giver of every good and perfect gift, of originating and developing the grand system of truth, in relation to the detection and cure of tubercular disease, which, separately regarded, sustains towards other truths already ascertained and developed, a place, an honour and a glory, not inferior to theirs: but when eclectically combined with them, adding increased efficiency to the means with which they furnish us of removing tubercular disorder, and of checking the ravages of a malady, whose path is marked with sadness, sorrow, and sighs.

In the next chapter we shall attempt to give an idea of some of the views advanced and promulgated by this distinguished physician, in relation to the moving forces of man, or the power by which his motions and functional operations are accomplished.

As an explanation of these forces is necessary for an elucidation of the subject of diagnosis, or discrimination of tubercular disease; and as these forces play an active part in the processes which are adopted for the cure of this

affection, their consideration very properly comes in at this point of our investigation of the subject of tubercular disorder. We shall also be led to perceive, in the light of the views which the consideration of these forces will unfold, the beauty, appropriateness, and philosophical character of the treatment, which will, in this work, be recommended for the cure of Tubercula or Scrofula.

CHAPTER VII.

SUBJECT OF DIAGNOSIS CONTINUED—DYNAMIC OR MOVING
FORCES OF THE SYSTEM CONSIDERED.

IN view of the varied phenomena which present themselves as we pass under review the actions of the *living system*, the question arises as to the source or cause of the motions which characterize its operations. To give a satisfactory and rational reply to this question has been quite difficult. The cause has been assigned as due to the influence of life. This however gives no clue to the nature of the action included in the term life, of which it is the result; and merely points out an abstract cause, without explaining the manner in which this cause operates—in what manner it accomplishes the results which are so strikingly manifested.

In the phenomena which attend the sublime operations of physical nature, as in the flash of the lightning, and the deep roll of mighty thunderings; in the influence which is exerted by steam, as witnessed in the exhibition of its mighty power, as it drives onward the swift rolling locomotive, and the less rapid steam vessel, with their accompanying burdens; or those terrific displays of its energy which are presented in the explosion of the diminutive boiler; and in a still higher degree in the magnificent, awful, and death-dealing eruptions of the dreaded volcano: in all these wonderful and mighty operations, the agency of electricity is recognised, and to its repulsive and expansive properties are ascribed its magnificent and tremendous powers and energies. Thus, in *nature*, the real cause of motion—motion, often grand, majestic, and terrible—has been ascertained; and the powers and properties of this agency have been determined with considerable accuracy. When we come, however, to the exposition of the cause of motion in man, the same equal clearness of ideas with respect to its character and origin, has not been attained by the truth-loving inquirer.

It is our intention to supply, so far as we can, this defect which exists with reference to the explanation of the nature

of the motive-power in man, and point out the principles which govern its action, together with the results produced by interference with it; and the processes which are to be adopted as remedial measures for the restoration of motion which has thus become disturbed, or is wanting—in this way restoring to health parts in which motion has become thus disordered.

To understand this subject, it is necessary to give a brief sketch of the various structures of organized bodies; to obtain some idea of their construction, just as a machinist ascertains the structure of his machine, before we can discover what the force is by which motion is effected in them.

We find, on looking at the human form, that it is surrounded by the skin, a compound membranous structure, which is composed of three membranes; and contains within it many glands denominated papillary, which are bodies, small in size, and globular in form, highly organized, also having minute arteries and veins. Small ducts are seen, under a high magnifying power, to proceed from them, having their termination by open orifices on the skin. When we examine the organs, as the heart, liver, brain, lungs, &c., we find all of them covered with a membrane denominated serous, in which we detect immense numbers of small glands, or elementary globular bodies, which also possess ducts, whose terminations are in open orifices on the surface of these serous membranes. A watery fluid, whose object it is to lubricate and keep these surfaces moist, is excreted by the glands.

The internal parts of the body are covered with a membrane resembling the serous in its structure, differing, however, from it, in having what is called the villous, instead of the serous surface, which characterizes the serous membranes. The internal parts of all the organs, even the ventricles of the brain, together with the whole tract of the alimentary canal, are lined with this membrane, which has received the name of mucous, and encloses many little oval or round glands, or villi; and which, like the papillary glands of the skin, have their own arteries, veins, and ducts, which terminate on the surface by open orifices. Numerous little cavities or follicles also terminate on the surface of these membranes, and are seen to be filled, as well as the ducts, with mucus, which proceeds from them, thereby covering the surfaces of these mucous membranes. We find that these two fluids

differ from each other in their character: that which is excreted by the serous membranes and skin, is more or less acid, while that which comes from the mucous, is of an alkaline character. That which comes from the serous membranes appears to be muriatic acid; while that from the mucous membranes, and which is alkaline, is soda and muriate of soda, or common salt.

These two classes of matter possess properties which are the reverse of each other; yet they possess the strongest affinities, the one for the other, and are universally scattered through the earth, and the animal, as well as vegetable kingdoms. Constituting, as they do, two grand and important divisions of matter, that which is acid has received the name of negative, while the alkali has been denominated positive matter. From each of these two various kinds of matter, it has been found that an innate and different kind of force is continually given out; the negative force being given out by the alkaline or positive matter, and the positive force by the acid or negative matter. The negative force is therefore continually being thrown out by the positive matter on the internal surfaces of the body and organs; whilst the positive force is as constantly being evolved by the negative matter on the external surfaces of the body and organs. Not only are these forces evolved in large quantities from these surfaces by their secretions, but the supply is augmented through the agency of the air, water, and food which are taken in the system.

On looking at the human structure, an arrangement of organs called muscles, is observed; which, comprising about four hundred and thirty-six in number, and varying in their form, are placed in a variety of ways, for the purpose of causing motion. Each of these muscles which give rise to motion, is covered with a membrane or fascia, the outer surface of which possesses a serous, and the inner a mucous surface; and being covered with matter of different kinds, present very large surfaces, from which these two forces, called positive and negative, are continually given off.

This arrangement of surfaces resembles that which we find to exist in the different metallic surfaces of the magnetic battery; and the forces which are thus sustained on these membranous surfaces of the living structure, agree precisely with those which are maintained on different surfaces of the battery. In the battery, the two forces are conducted from these

two metallic surfaces to the poles of the battery by two metallic wires; and on looking at the structure of the little glands of the skin, surfaces, and mucous membranes, also the muscular fibres, we find minute threads or nerves passing into these parts, which increase in size by uniting with one another, and finally communicate with the brain and spinal cord. Being conducted by means of the nerves, from the skin and membranous surfaces, these two forces concentrate in the brain, forming poles in this organ, or a dynamic or moving power, by which the operations of the living system are accomplished.

The dynamic or moving power of the body has, in consequence of a variety of facts and observations that have been noticed by careful investigators, come to be regarded as a fluid corresponding to, or identical with, the forces which are known by the names of magnetism, galvanism, and electricity.

Dr. S. ascertained the location of the different magnetic poles in the system; indicating those which are positive, and those which are negative. In the brain he found five poles: one in the middle of this organ; one in each lobe of the cerebellum; and one in each of the anterior lobes of the cerebrum. Through the agency of the magnetic machine, he discovered the location of the chief magnetic poles in different parts of the body. The largest pole is located in the centre of the brain; the next largest is in the hollow of the feet; and in the hand the next. We find those which rank the next in power, in the cerebrum and cerebellum, heart, ovaria, kidneys, stomach, vagina, and testes; the liver, spleen, &c., come next; afterwards those of the limbs and joints; whilst those in the spinal column, muscles, skin, and ganglions, are last and least of all.

The properties which belong to a magnetic pole are light, power, and motion. Like the poles in a magnet, those which exist in the organs, muscles, and skin, have radiations from a centre, and are connected by magnetic axes, constituting, when taken together, a magnetic form, on which we find the substance of the human frame to be laid.

The positive poles of the body, like the positive poles of a magnet, attract: the negative in each case repel. Repulsion takes place between poles of the same kind, whilst those which are opposite attract each other. So in the brain; the

two poles of different significations, in the same hemisphere of the brain, along with the two which exist on the opposite side, through the agency of the nerves which are connected with the brain, and which act as conductors of the magnetic force, contract one set of muscles; whilst those from the opposite side of the brain, which repel, produce expansion in another set. When the limbs and body are moved, we know that during the contraction of one set of muscles which then occurs, expansion takes place in the set which corresponds with them. The motion which is observable in animal life, is produced by the action of these forces, which, as we have seen, are attracting and repelling in their character. They operate universally, are very subtle, and possess immense velocity.

Their action is manifested in the growth of plants, the nutritive matters of which are attracted from the earth, and are afterwards repelled into the different portions of the plant, forming the materials out of which the secretions peculiar to the plant are elaborated. Their influence is necessary for the development of life throughout all animated nature; not only imparting life to beings of the most massive and majestic forms, but originating the forms of multitudes of beings of the most minute size, with an accuracy equal to that which is observable in those whose size is of the most imposing character.

Their action also constitutes the agency by which the production of sound is accomplished; and an idea may be formed of their immense energy, in the displays with which nature furnishes us; and which are exhibited in the wailings of the blast, the low rumblings of the earthquake, the deafening noise of the cannon, and the crashing and overpowering explosions of thunder.

We have thus explained the views which are set forth with reference to the nature and powers of these forces: the subject has been briefly considered, but perhaps as fully as the character of this work rendered necessary.

The general causes which tend to disturb the action of these forces in animal life, thereby giving rise to disease, are but few. It will be readily seen, that those which are dependent on changes in the electrical condition of the atmosphere; of these attractive and repulsive, or positive and negative forces, modified as they are by the action of heat and cold,

must have a tendency to affect the action of the magnetic organization, and the bodily motions dependent thereon, thereby inducing a diseased condition of the body.

Thus the attractive forces in the atmosphere may preponderate over the repulsive, or the repulsive over the attractive. Tubercular disease of the limbs or organs is a *common* result of this variation in the action of the electrical forces; because by these changes and modifications of the atmosphere, changes of a corresponding character are produced in the positive and negative states of the body; the secretions and excretions also undergoing a modification. When tuberculations have arisen from this or other causes, the limbs or organs which are thus affected are rendered in a greater or less degree sensible to pressure, because pressure contracts them; but on the removal of the pressure, the pain ceases, because its removal allows of their expansion. When the state of the atmosphere is negative, and is damp and cold, the attractive and contractive forces prevail over the repulsive and expansive: in this case the tuberculated organs and limbs are contracted, and the patient suffers more from pain, accompanied with a feeling of dulness, and heaviness, than when the air is in a positive state, and clear and dry. This arises from the changes which the body undergoes from the positive to the negative state, at the same time that the atmosphere changes from the positive to the negative condition. When the atmosphere changes from the negative to the positive state, and the pressure is consequently taken off from the tuberculations, allowing them to expand, the previously aching and tortured patient is sensible of experiencing great relief; and, comparatively well, goes forth freed from much of the distress and uneasiness which were experienced by him during the period that the electrical condition of the atmosphere was different in its character.

A derangement in the action of the magnetic organization and motion of the body, may result too in consequence of the use of unsuitable food, which acts by affecting the alkalies and acids, which, in their chemical changes, communicate these forces to the system. In a state of disease, there must be either too little or too much magnetism in the body, or these two forces do not act in harmony; the negative preponderating over the positive, or the positive over the negative. Both the serous and mucous membranes would be affected in

the first two instances given; whilst in the last two, the serous or mucous would become first affected; the disease extending gradually in protracted cases, so as to implicate the surrounding structures.

We notice in tubercular diseases, or those which affect serous membranes, enlargement of parts: this is owing to the deficiency of negative matter, which is not present in sufficient quantity to impart the proper amount of positive force; and in consequence thereof, the expansive or repulsive force preponderates over the attractive and contractive force. In an opposite condition, or where the attractive prevails over the repulsive, and the mucous membranes are the parts affected, there will be a deficiency of substance. An example of this description is afforded us in the case of the individual who raises large quantities of mucus from the throat; whose lips are thin and compressed; and whose body is shrivelled.

Of this last form of disease, or that which is mucous, we do not propose to treat at any great length in this volume. Our subject has reference to tubercular disease—a disease which is one and the same thing, no matter where existing—being always tubercular in its character, and having its seat in the absorbent glands, whether of the muscular or other organs.

CHAPTER VIII.

SUBJECT OF DIAGNOSIS CONTINUED—ECLECTIC TESTS EMPLOYED TO DISCRIMINATE TUBERCULAR OR SCROFULOUS DISEASE.

WE have proceeded thus far in our investigations, with reference to the subject of diagnosis or the discrimination of tubercular disease; we have pointed out the inefficacy of the methods which are commonly resorted to, to ascertain its presence in the system; and have shown from the testimony of physicians well versed in the use of these methods, men too of the highest reputation and standing in their profession, how unreliable they are in the earlier stages of tubercular disorder, as means of ascertaining the existence of this form of disease; proving useful only in those advanced periods of the disease, when its existence is indicated by other and evident phenomena; and giving us no certain information of its presence in the earlier parts of its history, when remedies might be employed, with some prospect of doing good to the individual who is the subject of the disorder.

We have also considered the subject of the diagnosis of this complaint, with regard to the dynamic or moving forces of the system. Inasmuch as the action of these forces has some reference to the diagnosis of this complaint, and as they also play an important part in the processes which are adopted for the cure of tubercular disease, their consideration came in most naturally in this connexion; and also afforded us the opportunity of showing the influence which derangement of their action exerts in the production of tuberculous disorder.

We now proceed to show the *tests* which *eclecticism* affords us of diagnosing or discriminating tubercular disease. We shall explain their nature, and show the basis on which *they* rest, as *reliable* methods to be employed in ascertaining the existence of this affection, which is by most medical men regarded as incurable in its character.

A striking peculiarity of this complaint is afforded us in the fact, that it is almost invariably characterized by the

presence of pain, which is more or less severe in its nature, and proportioned to the severity of the complaint, when pressure is made on the ganglions of the spinal nerves, which lie in the intervertebral spaces along each side of the spine. The ganglions of which we speak, are organs of sensation, and have a connexion with the skin, *serous* membranes, and *serous* surfaces, in every part of the system, by means of the posterior spinal nerves; the anterior or motor spinal nerves, being connected with the *mucous* membranes and *mucous* surfaces in every part of the body.

A necessity for this particular arrangement of the nerves of sensation and motion existed, on account of its bearing on the inception and existence of animals; and to prevent the irritating effects of the atmosphere, fluids, semi-fluids, or other non-fluid substances, which come, as a matter of necessity, and continually, in contact with the mucous membranes, and mucous surfaces, of beings endowed with sensation. This connexion between the spinal ganglions, and the serous membranes and surfaces, was ascertained by Dr. Sherwood in many experiments made on patients labouring under this disease, and is continually realized in the experience of those who employ the eclectic tests to ascertain the presence of tubercular difficulty; the magnetic forces, on pressure being made on the ganglions, often darting into the affected lymphatic glands, producing sensation, inclination, and consequent motion. *The development of pain in the spinal ganglions, on pressure being made over them, constitutes then one of the tests of tubercular disease!!!* When the organ which is diseased, is in a high state of irritation, the spinal ganglions, which hold an intimate connexion with it, suffer acutely when pressure is made; the pain not being confined to the ganglions, but darting into the organ.

We referred before to this phenomenon, but have in this place varied the expression, in order to fix upon the mind the important fact, that *pain produced by pressure on the spinal ganglions, the pain sometimes darting into the diseased organ, affords unfailing, reliable evidence of the existence of tubercular disease in the organs, with which those ganglions are connected.*

The connexion between these ganglions which lie on the posterior spinal nerves and the organs, was, in view of the phenomena which he witnessed, inferred by Dr. Sherwood:

the microscopic investigations of Volkmann and Bidder, in later periods, have proved the correctness of his opinion, and shown the reality of such connexion; demonstrating the origin of the sympathetic nerve, not only in the ganglions of the sympathetic cord, but in those ganglions also which lie on the posterior branches of the spinal nerves. We do not propose to give in full the researches of these physiologists on this point; *we simply state the fact, and proceed to show what bearing it has on the test which we furnish for the detection of tubercular disease.*

We have shown in another place, that tubercular disease is a disease of the lymphatic or absorbent glands, whose location, as we have previously stated, is in the serous membranes; and *which communicate, through the medium of the sympathetic nerves, as we have just seen, with the spinal ganglions, which are organs of sensation, and are connected with the skin and serous membranes.* We have said also, that this disease consisted in an enlarged condition of these absorbent glands. Now irritation and a development of sensation in these glands, is a consequence of this enlargement; and when this irritation rises to any height, it is transmitted along the chain of sympathetic nerves, until it reaches the spinal ganglions, in which these nerves in part originate; which ganglions lie at the sides of the spaces between the bones of the spine. These ganglions become in consequence irritated and sensitive, because *they feel the force of the irritation, which exists at the extreme points of termination of the sympathetic nerve, in the lymphatic glands which are tuberculated.*

By making pressure then on the spinal ganglions, we are assured, if they are sensitive, of the existence of irritation in the nerves at their points of termination; or in other words, in the lymphatic glands; which, as we have heretofore shown, are located in the serous membranes.

We can, by this test, ascertain whether tubercular disease is active or acute, or whether it is passive or chronic. If, on making pressure on the spinal ganglions, these are not only sensitive, but the pain also *darts into the diseased organ*, the disease is *acute*; but if, on making pressure, *the ganglions only are found to be sensitive, the pain not shooting into the organ, the disease is of a chronic character.* It is no proof that the organ is not affected because the ganglions only, in chronic disease, appear to be sensitive; the same phenomenon

is exhibited in disease of the hip-joint, the pain being referred by the patient to a distant point, the knee, although the hip is the true seat of the disorder. So with the diseased organ in tubercular affection of a chronic character; the patient may refer his pain altogether to a *distant point, the spinal ganglions*.

This fact shows the folly of the course pursued by many physicians, who, not recognising the connexion which exists between the diseased organs and the spinal ganglions; nor the fact that pain in these last is evidence of disease in the former; call the affection spinal irritation, and resort to applications over the undiseased, though sensitive and sympathizing spinal ganglions, which weaken and debilitate the spinal marrow, as well as the constitution of the patient. But more on this point in another chapter.

I have, however, found in some very few cases of tubercular disease of the organs of a chronic character, and which I detected by another test yet to be mentioned, a seeming want of sensitiveness of the spinal ganglions connected with those organs; pressure on those ganglions causing no sensation of soreness. The cause of this I have thought was owing to some natural insusceptibility of the nerves lying between the ganglions and the organs, to become easily affected by irritation in the parts to which they were distributed, the diseased absorbents; so that although these last tuberculated organs might be labouring under considerable irritation, the nerves themselves beyond these parts, and perhaps the ganglions themselves, did not readily respond to the irritation existing in the absorbents.

Similar is this to what occurs in different individuals; one of whom may become so greatly affected by a slight cause of irritation, perhaps the consequence of an outward injury, as to produce great irritation in a point very far distant from the seat of the injury; while in another, the local injury, although very severe, may produce but little disturbance in parts not immediately contiguous to the part especially affected. Or, in such cases of seeming failure in the test, there may, in consequence of the diseased state of the absorbent gland or glands, be considerable pressure on the branch of the sympathetic nerve, which connects the affected organ with the spinal ganglions, and a diminution of the sensibility of the nerve, be the consequence; so that

it would but imperfectly convey the impressions which the diseased gland would make on the nerve, to the ganglions in question.

Where, however, such a state of things exists, we shall be able to rectify our diagnosis by another test; that which is derived from the application of the magnetic machine. This constitutes the *second test* for discriminating tubercular disease. In the test usually made by pressure on the spinal ganglions, where the disease is active, and where the pain on pressure darts into the diseased organ, a *force* passes into the organ, and gives rise, as a consequence, to pain in that organ. So, too, when we apply the magnetic machine, we introduce into the organ affected, a magnetic force, which, acting upon irritable tender glands, and producing contraction in them, gives rise also to sensations of pain and distress in the parts affected.

The passing of the buttons over an organ affected with this disease, soon affords evidence to the patient of the existence of disease in that organ; and also indicates the points which are more especially the seat of the disorder. This second test, therefore, is a valuable method which can be brought to bear upon the question of determining with certainty, the existence of tubercular disease in the organ which may be the seat of it.

In explaining the nature and operation of the tests with which eclecticism furnishes us, for the detection of tubercular disease, we have aimed to present the matter in an intelligible light, that the reasonableness, utility and reliability of the methods, in the detection of this disease, may be clearly developed.

The importance of such tests, so unerring, as always, when the signs of tenderness, on pressure being made over the spinal ganglions, and on the application of the machine over the organs, are present to assure us of the existence of this form of disease in the organs, cannot be too strongly impressed upon the public mind. To parents and others, the information imparted by these tests, is of incalculable value, since the existence of disease of this character can, by this process, be ascertained before it has made great ravages, and while it is yet in its incipency. So common is this disorder, that no individual ought to be satisfied of his exemption from it, no matter how positive his conviction may be that he is not

tainted by it, nor how free apparently he may be from the disorder, until he has found his opinion confirmed by the favourable decision of the tests above given. If a merchant feels it to be important once in the year, or oftener, to ascertain the condition of his affairs, is it not a matter of far greater consequence, that each individual should ascertain the condition of his organization, and satisfy himself, after the use of proper and reliable methods of diagnosis, that nothing like tubercular disease is present in his system?

CHAPTER IX.

ERRORS IN DIAGNOSIS—SPINAL IRRITATION.

WHILE treating on the subject of diagnosis, it will not be out of place to notice one of the evils, one fraught with important and disastrous consequences, which has resulted from an erroneous opinion that has been formed by most of the profession with reference to the true nature and seat of what has been commonly denominated spinal irritation. We spoke in our last article of tenderness of the spinal ganglions as indicating tubercular affection in the absorbent glands of the organs; the ganglions simply expressing the condition of those glands, and not themselves constituting the real seat of the disease. This state of the ganglions is altogether dependent on that of the glands of the organs; their tenderness diminishing as the tubercular disease of the organ subsides, and disappearing with the removal of this disorder.

It is, however, a sad thought, that the majority of the profession, instead of recognising the true nature of this connexion, have altogether misapprehended the nature of the difficulty in question. Taking a limited view of the subject, they have either referred the disease altogether to the influence of a morbidly increased excitement of the spinal marrow: or, reversing the true condition of things, they have referred the *disorders in the organs*, which, as they saw, accompanied the spinal irritation, to the *influence of this irritation*, (which in some few cases is undoubtedly the case,) instead of referring the *irritation of the spinal ganglions* to tubercular disease of the organs.

This error has led to unhappy results, in consequence of the processes which have been employed for the removal of this fancied diseased condition of the spinal marrow. A physician who is ignorant of the proper tests for tubercular disease, on observing this irritable condition of the spinal ganglions, regards the disease as spinal irritation: he knows nothing of the *true cause* of this irritation; he is not aware that the *organs* connected with these ganglions are diseased;

and that a kind Providence has so ordered, that when these organs are diseased, they shall send up their note of complaint; and by irritating the spinal ganglions, give us a means of ascertaining that disease is lurking at the vitals, and that these need immediate attention, and demand relief. Call *spinal irritation*, or at least that irritation which is located in the *ganglions*, and which is expressive of a diseased state of the *organs*, a disease! It is no disease; it is a friend; uttering in tones clear, and not to be mistaken, its cry of warning and alarm, to point out the dangers which threaten the organs with which the ganglions hold such close relations; and obtain, at an early period of the disease, such assistance as shall remove the disorder, ere it has so far developed itself, and the vital powers have become so exhausted as to render the case utterly hopeless.

He, however, who does not recognise the real character of this irritation, on finding it present in the ganglions, locates the disease in the spinal marrow, and goes to work at this organ with all the means with which an heroic and destructive system of practice has supplied him. Leeches, cups, setons, issues, and blisters, are employed externally, with mercury often internally; and perhaps general blood-letting also is resorted to; each or all of which may be brought to bear upon this fancied disease, without accomplishing, in the majority of cases, any thing more than the ruin of the nervous system, and the aggravation of the real disease; whose *true seat* is in the *internal organs*, and in some cases in the external muscles.

How absurd, how mischievous a practice! As well might the individual who is labouring under a severe headache—which is not the result of any local cause, as a blow on the head, or mental excitement, &c., but which is the result of a disordered stomach, and obstructed digestive organs—attempt to remove that headache by remedies applied to the head. Suppose he should leech, cup, and blister the head: so long as he did not remove the *real cause*; so long as he did not address his remedies to the stomach and obstructed organs, which were in fact the real seat of the difficulty, so long would you expect the headache to continue; or even if the headache should be lessened by these applications to it, you would not imagine that the real and true cause of the headache, which cause was located in the digestive organs,

would be influenced in the slightest degree by these applications to the head. To remove the effect, you must correct the cause.

Or suppose that an individual should, in consequence of the irritation caused by a toe-nail which is pressing into the flesh of the toe, suffer from irritation and enlargement of the glands of the groin, is it to be supposed, even if the remedies which you should apply to the groin succeeded in allaying the congestion and inflammation of the glands there located, that they would remove the irritation in the toe? So long as the nail continued to press into the flesh of the toe, so long would this remain irritated; and all the means which you brought to bear on the difficulty in the groin, would have no effect upon the irritation in the toe which produced it. The real cause of the irritation is not in the groin, but down in the foot; and your remedies, if you desire to do good, must, as a matter of course, be applied in that quarter.

So in what has been called spinal irritation; though the ganglions are irritated, this is only an *effect*: the cause is in the organ which is tuberculated. This throws up its irritation to the spinal ganglions with which it is connected; so that if you bring your remedial measures to bear simply on the spine, you deal only with an *effect*; you do not act upon the *real* cause.

What an abused and injured organ is the spine! Not only has it been obliged to submit to harsh and tormenting processes at the hands of physicians who have attempted to relieve the diseases with which it was actually and truly affected, but it has been treated for fancied diseases; and has been cupped, leeches, blistered, burnt, issued, setoned, irritated with tartar-emetic ointment and plasters, and the patient has been salivated; and for no other reason than because, faithful guardian and sentinel as it was, its spinal ganglions uttered the warning cry; and by the presence of pain, which they manifested, on pressure being made upon them, (and often without any pressure,) testified that disease was lurking in the organs with which they were connected, which threatened serious and deplorable consequences.

How sad the thought that so destructive a practice should have been employed in such cases! When one looks back, and regards the useless and mischievous remedial treatment which has been employed for the cure of a fancied disorder,

when *vital* organs were really implicated, he can but wonder that a better system of remedial measures—one which has been promulgated for about forty years; the efficacy, too, of which has been confirmed by the success which has been attendant on its employment—should not have gained more favour with physicians; and have become, by this time, universally and deservedly established as the best and most successful system of practice for the cure of diseases of a tubercular character.

No wonder that we see so many curved spines and broken down constitutions. Not only is the system generally weakened, but the muscles stretched along the spine, and those contiguous to it, as well as the spinal marrow itself, and the organs which connect with the spinal ganglions, are debilitated by such weakening processes; and distortions, decrepitude, and premature decay, are the unhappy consequences. I recall to mind the case of a lawyer in —, a gentleman of a high order of talent, who became a martyr to the false system of practice predicated on the erroneous theory of spinal irritation; and who was leeched, cupped, and blistered, until a noble, manly form was marred and deformed; and, weakened, as the whole lower part of the spine was by these reducing processes, he now moves along in a hitching manner; dragging his legs after him, in a manner nearly resembling an animal whose back has been broken. Is *he* an admirer of the scientific practice of the day? No! His only medicine now is cold water: I do not know that he would even consent to employ the comparatively feeble doses of homœopathy.

The case of a lady came also under my notice, in which the same error in diagnosis, or discrimination of disease, was followed by results of a sadly distressing character. I had been attending a young lady for the relief of various difficulties; among the rest, tubercular disease of the womb; who experienced so much relief from my treatment, that she felt extremely anxious to have me see her aunt, and get her also under my medical care. She spoke to her relative on the subject, who expressed a desire to see me. In accordance with her wish, I called upon her. Her tale was a sad one. She was about fifty years of age at this time, and had almost constantly been under the treatment of one of the first physicians of —, during the last twenty years, for the relief

of spinal irritation, with which he said she was affected. At the time when she first came under his care, she suffered but little; complaining more, I believe, of some slight feeling of uneasiness about the back, such as is commonly felt in tubercular disease of the organs. But at any rate, he considered the case to be spinal irritation, and commenced an heroic plan of treatment, which he steadily pursued for *twenty years*. The remedies which he most commonly employed were bleeding and cupping; mercury was also given repeatedly and largely, during the long period of her medical torture. Blisters and tartar-emetic applications had also been frequently made use of. She was at this time, and had been for years, confined to her house; was incapable of taking charge of her family; and a martyr continually to all those distressing pains and sensations which are experienced by those whose nervous system has been weakened and broken down by the combined action of bleeding, cupping, blistering, tartar-emetic applications, and repeated salivations. Life had no charms; the best part of it had been one of pain, suffering, and torture only; and all this was the result of an error in opinion, on the part of her physician, as to the nature of her disease, and of the injurious processes to which he had subjected her for its removal.

She said, that when, during this long period of sickness, he would occasionally suspend the treatment, she would experience relief, and her vital powers would appear to rally; but it seemed as though her tormentor was not desirous that she should improve, for he would immediately resume his course of depletion and salivation, bringing her down to the same former point, or even lower, of distressing sensations and debility. On examining her case, I found the spinal ganglions pretty generally sensitive on pressure, with the presence of symptoms indicating extensive tubercular disease of the organs. She wished me to give an opinion as to the probability of her obtaining relief from my treatment. I unhesitatingly expressed my confident belief that she could be relieved, and restored to the enjoyment of comfortable health, although she could never expect to be entirely freed from the injurious consequences of the previous mercurializing and debilitating treatment.

She was ardently desirous to place herself under my treatment; and after seeing her husband, and endeavouring to

gain his consent to the step, she would, she said, if she obtained it, send for me. She never however sent for me. I understood afterwards, from her niece, that the husband of her aunt was a man who was perfectly bound up in his physician; and that the latter, on hearing that she wished me to take charge of her case, resorted to every method to prejudice his mind against me. The true secret of his opposition to it was, that the case was a good fat job for him, out of which he yearly realized hundreds of dollars; and, like the lawyer's case, had been nursed so long, that he could not bear to have it taken out of his hands. Had the patient been poor, I would most certainly have had the case gladly turned over to me. However, as I said, his influence over the husband was unbounded; and she, poor creature, had been so broken down, and shattered in mind and body, that she had not strength of character to act independently or decidedly in the matter; although she was fully aware that the course of treatment to which she had for so long a period been subjected, was all wrong, and was extremely desirous of testing that which I recommended to her.

Several years passed by. Her old physician had, during this interval, died. But he had left a partner in possession of his business. One day I called on the old lady to make some inquiries of her respecting the place of habitation of the niece whom I had formerly attended. The old lady was still in her corner, useless and suffering. She again went over the history of her trials and sufferings. She regretted deeply that she had not been able to gain the consent of her husband to employ me. He was, however, an old John Bull, and rather stubborn. Her symptoms were at this time becoming more serious. Dropsical symptoms, the consequence of debility produced by depleting processes and mercurial salivation, were now setting in; yet, even at this time, she longed most ardently to place herself under my care and treatment. Her life, she said, had been completely broken up, and her happiness destroyed, by the medical treatment to which she had been subjected. She felt that she was a burden to herself, and that she could do nothing to make others happy around her. She spoke feelingly and sadly on these points, and mourned that she had ever, in her ignorance, permitted herself to place her constitution in the hands of one who had made a wreck of her; the injurious action of whose destructive

processes were now telling with fearful effect upon her system, and fast bringing her to the grave. Again did she express a desire to have the benefit of my treatment; and stated her determination to speak to her husband on the subject, and let me know if he was disposed to gratify her wishes in this particular. My expectations of her accomplishing her object were not very sanguine; and the result proved that my suspicions were well founded. I have never heard from her since that hour.

This is but one of a multitude of similar cases with which the history of what has been called spinal irritation furnishes us; and reveals to the view a picture of physical and mental suffering; of social disquietude and unhappiness; far surpassed, in many instances, by those exhibitions which have occurred in the experience of those who have been the agents in inflicting upon patient and abused humanity this pain, misery, and suffering. Better, better by far, do nothing for this class of diseases, than submit to those torturing, destructive processes, which wreck the constitution; make life a dreary pilgrimage; and lead the suffering one, as well as all who sympathize with human wo and sorrow, to pray for a speedy release from suffering and distress, and a calm and sweet repose in the silent mansions of the tomb.

CHAPTER X.

SUBJECT OF DIAGNOSIS CONTINUED—SPECIAL APPLICATION OF THE TESTS FOR THE PRESENCE OF TUBERCULAR DISEASE IN THE DIFFERENT ORGANS, BY MEANS OF PRESSURE ON THE SPINAL GANGLIONS AND THE ELECTRO-MAGNETIC MACHINE.

WE have, in another place, shown the connexion which exists between the spinal ganglions and the organs: this connexion, when these organs are tuberculated, affording us a means of determining the presence of this form of disease, through the tenderness which pressure on these ganglions occasions. In the acute variety of the disorder affecting the surfaces of the body, the limbs or the organs, the pain produced by pressure on the ganglions, darts into the affected part or organs: in the chronic form of the disease, the pain is confined to the ganglions on which the pressure is made. *As each organ or part has its appropriate connexion with its own particular spinal ganglion, pressure, made at different points along the sides of the spinal column, affords us an indication of the presence or absence of tubercular disease in the corresponding organ or part with which the ganglion has a connexion.* In making this pressure, we employ the thumb, and with it,

Press on the sides of the first cervical (neck) vertebra, to detect symptoms indicative of tubercular disease of the head—cerebrum, cerebellum, eyes, ears, throat, or nose.

Press on the sides of the 2, 3, 4, 5, 6, and 7 cervical vertebræ to detect tubercular disease of the muscles; (rheumatism) or the vertebræ, or of the joints of the limbs; white swellings, &c.

Press on the sides of the space between the 7th cervical and 1st dorsal, to detect tubercular disease of the lungs.

Press on the left side of the same space, to find tubercula of the heart.

Here some difficulty may exist as to the diagnosis: it may not be easy to distinguish by pressure, whether the heart or the lung of the left side, is the seat of the disorder.

If, on pressure being made on the *right side* of the space above mentioned, pain is produced, the *right lung* is tuberculated; if, however, tenderness is produced on making pressure on the *left side of the same space*, it may be the *left lung* or the *heart*, or *both*, which may be the seat of the disease. In this case, to ascertain with certainty the true location of the disorder, we should inquire as to the existence of *cough and expectoration*; and whether the patient has been subject to a *hard, heavy beating of the heart*. If there is cough, without this heavy action of the heart, we have evidence that the *left lung* is tuberculated; but if there is no cough, it will be found on examination, that the beating of the heart is much harder than natural, and its action will give so loud a sound, on applying the ear over it, as to resemble the sound which is heard during the action of churning.

Press on the space between the 1st and 2d dorsal vertebræ, to find tubercula of the stomach.

Press between the 2d and 3d dorsal, to find tubercula of the duodenum.

Press between the 3d and 4th dorsal, to find tubercula of the colon, (large intestine.)

Press between the 4th and 5th dorsal, to find tubercula of the pancreas.

Press between the 6th and 7th dorsal, to find tubercula of the omentum.

Press between the 7th and 8th dorsal, on the right side, to find tubercula of the liver, and on the left side, to find tubercula of the spleen.

Press between the 8th and 9th dorsal, to find tubercula of the diaphragm.

Press between the 9th and 10th dorsal, to find tubercula of the peritoneum.

Press between the 11th and 12th dorsal, to find tubercula of the small intestines.

Press on the spaces between the 12 dorsal and 1st lumbar vertebra, to find tubercula of the kidneys.

Press on the spaces between the 1st and 4th lumbar vertebræ, to find tubercula of the uterus, ovaria, prostate gland, vesiculæ seminales, and testes.

Press on the spaces between the 4th lumbar and os coccyx, (small bone at the extreme point of the spine,) to find tubercula of vagina, &c.

There are seven cervical vertebræ, or spinal bones of the neck; twelve dorsal, or those of the back; and five lumbar, or those of the loins; these constituting, along with the sacrum and os coccyx, which extend from the lowest lumbar vertebra, to the extreme lower part of the spine, what is called the spinal column; in which is contained, what is denominated the spinal marrow.

We have given above, a special description of the Eclectic Test for Tubercular disease, by means of pressure on the spinal ganglions; we shall now briefly consider that which is afforded us, by means of the electro-magnetic machine.

Application of the Electro-Magnetic Machine, as a test for the detection of tubercular disease in particular organs. The weakest button, or that on the left hand, in NEFF'S battery, is to be applied to those spinal ganglions which have already been stated to have a connexion with certain organs; the strongest button, or that on the right hand, under a moderate degree of power, being at the same time passed slowly over the organs themselves. If *tubercular* disease be present in the organs, pain, more or less severe in its character, will be experienced in the *affected part*.

It is not an uncommon thing for the patient, when first brought under the influence of the electrical current, especially if considerable disease be present in the heart and other vital organs, to feel sick at the stomach, and faintish; symptoms which might alarm the physician, as well as the patient, but which need excite no apprehensions; speedily passing off, and leaving no ill consequences behind them. By directing attention to Chapter Thirteenth, entitled application of the machine in tubercula of the different organs, arranged in alphabetical order; in the greater portion of which the connexion between the organs and spinal ganglions is exhibited, the operator can ascertain the method of detecting disease in any of the organs, or parts, of whose healthy condition he may be in doubt.

The processes which we have pointed out in this chapter, for detecting tubercular disease in the various organs, are, as will be seen, extremely simple in their character. This very simplicity, however, is an argument in their favour: the

more readily susceptible the tests are of application, the better for the physician, as well as the patient. Under the application of the old processes of auscultation and percussion, the question of the presence or absence of disease in the organs was one which was left altogether with the physician to decide; the patient being skeptical or not, with regard to the correctness of his opinion. Under the application of the eclectic tests, however, pain being developed in the ganglions and organs, when these tests are employed, the patient becomes himself the judge, and, experimentally, the only judge, of the existence of tubercular disease in the organs.

CHAPTER XI.

REMEDIES FOR TUBERCULAR OR SCROFULOUS DISEASE.

THE processes and remedies which eclecticism employs for the cure of disease, are very diversified and numerous. Culling out of all the different systems of practice, whatever is valuable in each, as regards principles or remedial agents, the means which it brings to bear upon disease generally, are ample and effective. In the treatment of tubercular disease also, eclecticism furnishes us with many remedies and processes, which have more or less curative bearing on some of the symptoms which develop themselves during the progress of this disorder. So wide and extensive, however, is the field from which the eclectic selects his remedies; and so multiplied are the combinations of remedies which he may employ in the treatment of this disease, that no special course of medication can be laid down; each physician varying his plan of action in the administration of remedies, according as he is biassed by his prepossessions in favour of this or that remedy, or combination of remedies; the same result being obtained by each in the removal of these *minor* symptoms, although the articles administered may be entirely dissimilar.

This diversity of practice, however, although proper, so far as regards the treatment of some of the symptoms which are accompaniments of tubercula or scrofula, is not allowable, so far as our present light enables us to see, when we aim at the removal of the grand and essential symptoms which are peculiar to this disorder. Here, although we do not deny that remedies may yet be discovered which may prove even more innocent and efficient than those which we shall recommend for the treatment of this disease, a few remedial processes and remedies have been found to be so uniformly useful and efficacious, as almost to entitle them to be regarded as specifics. These constitute, in reality, the main and essential agents in the cure of this disease; operating upon and removing that peculiar condition of the parts which is characteristic of the complaint; whilst the others above mentioned,

although they are useful, do not influence materially this peculiar state of the parts, and consequently cannot take the place of those whose action is more particularly calculated to remove that condition of the absorbents, which characterizes tubercular or scrofulous disorder.

We shall, therefore, in considering the subject of the remedies suitable for the cure of this complaint, confine ourselves to the consideration of *those* which are regarded by some as *specifics*, and endeavour to point out their action, so that the harmony which exists between *this action* and the *condition of the diseased parts* may be clearly recognised, and their consequent adaptation and suitableness of employment in this disease, be more fully and readily comprehended.

In the chapter on the nature of tubercula, we directed attention to the fact that the lymphatic vessels, also those which enter into the composition of the absorbent glands, are furnished with a *fibro-muscular coat*; we also wished this fact to be kept in view, inasmuch as it serves to explain the reason why tubercular disease is a curable disease under the action of the remedies which we employ for its removal. We desire that this fact should be kept in view at the present time, as we attempt to explain the action of these remedies.

Tubercular disease, as we have repeatedly stated, consists in an enlarged state of the absorbent glands, in which the *positive or contracting force has become weakened, allowing the negative or expansive force to operate with greater efficiency*. The fibro-muscular coat of the lymphatic vessels and glands becomes, in consequence of this preponderance of the negative over the positive force, expanded; and as a consequence, congestion, and distention of the vessels take place; along with the deposition of various products, the result of the *irritation, congestion, and altered functional action of the part*. The principal remedies which are employed by eclectics for the removal of this condition of the parts in tubercular disease, have especial reference to this state of the *Electrical forces of the part, and this condition of the fibro-muscular coat of the vessels of the organ which is affected*.

The electro-magnetic machine constitutes one of the most powerful means which we possess, to accomplish the results that are so desirable, in the treatment of this complaint. What we want in the remedies which we employ is, some power that *will excite the contractility of the coats of the vessels of the*

enlarged absorbent glands, also of the lymphatic vessels, give strength to the magnetic organization of the parts, and promote the absorption of the deposits that may have occurred in and around these glands and vessels. The machine does all this. Its power to excite the contractility of the coats of the vessels, can be readily understood if we observe its action when the buttons are taken in the hands, and some degree of power is brought to bear upon the muscles. The muscles are strongly contracted and shortened during the action of the machine, the force with which the act is performed being sometimes so great, as to occasion sensations which seem cramp-like and spasmodic. The process of absorption is also promoted by its action. I have seen tumours under the skin which were not tubercular, but encysted, reduced in size about one half of their original bulk during the action of the machine, which was in operation for about ten minutes only. In a case of aneurism of the carotid artery of the neck, in which I applied the machine a few times over the artery, a considerable reduction in its diameter was effected. So, too, in bronchocele or goitre, I have seen the swelling considerably reduced in size, during the fifteen minutes in which I was engaged in applying to it the forces evolved by the battery.

In the employment of the electro-magnetic machine for the cure of tubercular disease, the electro-magnetic fluid derived from the battery, conducted from the machine by the wires, and introduced into the parts affected by the application of the buttons, operates upon these enlarged glands or tubercles, *excites the contractility of the fibro-muscular coat of the vessels*, causing a diminution in their caliber, with a consequent propulsion forwards of their contents; the magnetic organization of the parts which had previously become enfeebled, is strengthened, the nerves acquiring more tone and vigour; while the action of the absorbent vessels of the gland is greatly increased, and absorption of the various deposits in and around the gland is promoted. By following up this operation at daily, or longer intervals; combining with it the administration of appropriate internal remedies, these results become more and more apparent; the enlarged or tuberculated gland gradually regains its usual size; the vessels recover their natural dimensions; the deposits in and around the gland are absorbed and removed from the part; and the pre-

viciously diseased gland at length regains its former healthy condition.

Here you have the process by which the cure of tubercula is accomplished. It is simple, it is easy of comprehension, and it is often easy of accomplishment. Notwithstanding all that has been said by great men; notwithstanding all the weight which great names give to the opinion that this form of disease is incurable, the opinion is erroneous; experience disproves it; the disease is curable; it is daily being cured, and success will crown, in the majority of instances, the efforts of those who judiciously employ the means with which a kind Providence has so richly furnished us, to aid us in overcoming even so serious a complaint as is tubercular disorder.

How simple too, how philosophical, the methods employed to effect a restoration to health, of the parts which are thus diseased! The electrical forces act directly and specially, on the true difficulty which exists in the case; they energize the action of the parts; give strength to the local magnetic organization; and act on that expanded, enlarged condition of the fibro-muscular coat, which, as the result of the preponderance of the negative over the positive power, or force, constitutes the real disease; and by overcoming this condition of the parts, and exciting the action of the absorbents, so as to promote the removal of the deposits which have been formed in and around the parts affected, the disease is finally overcome, unless the vital powers of the constitution or part have become so enfeebled as not to allow the possibility of recovery.

The application of this remedial agent, to be useful, and also to be safe, requires, however, to be made with judgment. Some have made but little use either of discretion or judgment in this matter, and have inflicted injury in some cases, rather than benefit. Notwithstanding the brain is naturally so delicate and sensitive an organ, they have not hesitated to throw strong charges into its substance; arousing irritation and giving a shock to it, which have been followed by results of an injurious character.

Others have, in cases of disease of the eyes, amaurosis, or affection of the nerve of sight, for instance, applied so strong a force of the fluid to the delicate nerve and organ of vision; a force so disproportioned both to the nature of the organ,

and the state of the disease in the part affected, as to inflict serious injury, and render recovery almost an impossibility. They act upon the maxim, that if a little does good, a great deal is still better; regardless of the degree of strength of the magnetic organization of the parts, or the degree of irritability existing in them.

Others, in order perhaps to appear more scientific; some probably because they truly think it to be the best method, always pass the fluid through their own system first; but, like the nurse who chews the child's food, and mixes with it impurities derived from her own secretions, which possibly may be highly diseased; thereby tainting the child, and disordering its delicate stomach; so these advanced experimenters may, if their own systems are affected with various impure and eruptive disorders, impart these to the patient, along with the electric fluid which is transmitted through their own bodies; and if this result do not follow, they themselves may derive from their patient diseases which are not desirable, and manifest, even during the operation, symptoms which are of an alarming character.

Thus, on one occasion, Dr. Sherwood was magnetizing a boy of twelve years of age, who was labouring under a recent paralysis of the left arm, and of the tongue and face, with tetanic rigidity of the muscles of the neck, &c. He placed the positive button in the patient's left hand, and the negative button in his own left hand, and made passes with his right hand over the face of the boy for five minutes. In about five minutes from the time he had finished operating, the doctor's left arm began to ache, and the intensity of this symptom increased so rapidly as to completely paralyze the arm in one minute; and in about two minutes it was so great as to be insupportable. A sinking sensation began to pervade the system, when the doctor called for assistance, and had the negative button quickly placed in his left hand, and the positive on his neck, under the full power of the largest machine. A pleasant sensation from the action of the machine was soon experienced; the horrible aching sensation began to give way; and in about five minutes it had almost entirely ceased, and the motion of the arm was restored.

In this case, the disease in the left arm of the boy was conducted to the doctor's left arm by the current from the positive button, in an opposite direction from the current which

was at the same time moving from the negative to the positive button. This method of applying the fluid, although sometimes useful and allowable, is therefore not always that which is best, either for the patient or operator, and requires to be employed with great caution and judgment.

It is also important that the buttons should be placed at right points on the spinal ganglions. If, for instance, the lungs are to be magnetized, we apply the weakest button over the spinal ganglions in the space between the seventh cervical and the first dorsal vertebræ, and the strongest is passed over the chest: it is at this point of the spine that the communication between the spinal ganglions and the lungs is most direct; and the electro-magnetic fluid finds a more easy and straight passage to the organs; besides, producing those changes which are necessary in the nerves that connect the glands which are tuberculated with these ganglions.

Another thing which is to be guarded against, in the use of this process, is the performance of the operation in a manner which is calculated to shock the delicacy of the patient, and violate the rules of decency and modesty. It may be laid down as a rule, that the physician who does not seek to employ this process in a manner which shall save, as much as possible, the feelings of his patient, and who resorts to methods of application which are destructive of delicacy—the tendency of which is to break down those barriers which, if destroyed, pave the way for acts of gross indecency and licentiousness, is only pursuing a course which gratifies his own unholy and vicious propensities—and he should be frowned down, and denied access to the dwellings and persons of all who value purity of soul even above health of the body; and who would shun those whose society and remedial processes (these last conducted as such a physician would conduct them) are only calculated to pollute and injure. The physician should be a promoter of morality and religion, seeking to bless, and, so far as his influence can do so, purify others; and not, like Burr, or the deadly upas, blight, pollute, and destroy whatever may come within reach of his withering and destroying influence.

I might here state, that my remarks have been confined altogether to the use of the electro-magnetic machine: other modes of developing and applying the electric fluid have been devised, which also have been found exceedingly useful.

Thus, the electrical machine has been employed in the treatment of this disease; and the fluid from the magnetic battery, giving us what has been called the primary current, has also proved valuable in this disorder. Further experience will undoubtedly add to the strength of the convictions already entertained of their value and importance in the treatment of this complaint.

The remedies, other than the machine, which are administered for the cure of tubercular disease, and which have a *specific* tendency to remove the glandular enlargements of which we have shown tubercles to consist, produce results similar to those that are effected by the action of positive electricity derived from the battery. They consist of such mineral preparations, (of which, of course, mercury forms no part, mercury having a tendency to *produce* the disorder,) as have the power to hold, in combination with their atoms, large quantities of positive electricity. These are introduced into the system, and give out, in large portions, their positive force, which is appropriated by the diseased glands or tubercles, and, acting upon the coats of their vessels, the fibromuscular coat in particular, excites the contractile action of the vessels; driving forward their fluids; promoting the absorption of deposits; changing the altered functional action of these organs; and increasing also the tone and vigour of the magnetic organization of the parts which are implicated in the disorder.

Their action is similar to that of the machine; and in combination with it, they exert a great power over the disease; reducing it so rapidly, as, in many instances, to appear miraculous. Cases of rapid consumption, which seemed to be but a week removed from the grave, have, in three weeks' time, through their energetic influence, been perfectly freed from the disorder.

For the purpose of effecting the above changes, in the parts which are affected in tubercular or scrofulous disease, chlorine is employed in combination with negative matter; of which compound, Gold forms the most conspicuous and important constituent. This is usually prepared in the form of a pill, whose action is extremely energetic, and at the same time innocent. This remedy is one, in fact, whose value cannot be over-estimated in the treatment of tubercular disorder.

As in this disease, those chains of lymphatic glands, or

secreting organs, which lie along the spinal column, and also their satellites which surround the vertebræ, together with the spinal nerves, are more or less implicated in the disease of the organs with which they are connected, a magnetized plaster is made use of over the spine, for the purpose of effecting a change in the excretions of the skin. Naturally these are of an æriform or negative character; under the action of the plaster, however, they are changed to that of a mucous or positive description. This plaster is composed of bitumen and iron, and is placed over the spine, and the joints and limbs which are tuberculated.

In administering the preparation of Gold for the cure of this disease, it is customary to give one pill after breakfast, and one after tea, daily, for sixty days, should the disease continue so long; after this, giving one nightly, as long as necessary. Where the medicine cannot be taken in the form of a pill, these may be cut up, several of the pills being put in a clean vial; adding a teaspoonful of lukewarm water for each pill in the vial, and shaking this well at intervals, until they are dissolved; taking care to shake the vial thoroughly when about to make use of the medicine. If the patient is very susceptible to the action of medicine, and cannot bear the above dose, it may be diminished to half a pill or less at a time.

In giving it to children, if they are over five, and under twelve years of age, the dose will be one pill, which is to be taken on going to bed; under five, and over two, half a pill, given at the same time; under two years, and over six months, a quarter of a pill is to be administered daily.

In giving it to children under five years of age, and to infants, the pill should be dissolved in warm water, one pill to four teaspoonsful of water; of this a teaspoonful may be given to infants at night, taking care to shake the vial each time before using.

In this disease, rigid dieting is not to be enforced; in fact, during the use of the pills, it is improper and unnecessary: where the stomach will allow it, the most nourishing diet is to be recommended.

In using the plaster, we should take care to spread it as thin as possible on oil-silk, leather or cloth, four or five inches in width, and of sufficient length to cover those portions of the spine which are painful or tender. The plaster becomes

loose after a few days, and should be spread over again, and reapplied, unless the surface is quite sore; in which case the parts should be covered with a cloth, on which some mutton-tallow has been spread, and when the irritation has subsided, this should be removed; the bitumen plaster to be again applied over the affected spot.

CHAPTER XII.

THE ELECTRO-MAGNETIC MACHINE.—DIRECTIONS FOR
RUNNING IT.

WE have already spoken of the agency exerted by the machine, in the cure of tubercular or scrofulous disorder. By its aid we are enabled to supply the body artificially, yet in a simple, direct, and certain manner, with those electrical forces, in which, in a state of disease, it is more or less deficient. The *magnetic organization* of the parts is strengthened under its action, and its influence is exerted in producing that contraction of the fibro-muscular coat of the absorbent vessels, as well as exciting that absorbent action which are necessary for the restoration of the enlarged absorbent vessels to their original size, and former healthy condition.

For the purpose of supplying these forces, a variety of machines have been invented, many of which are capable of producing all the good results which are sought after by their employment. Those which I have used for some years past, and which I have found admirably adapted to the purpose for which I have employed them, are manufactured by Messrs. W. C. & J. NEFF, of this city, (Philadelphia,) No. 3½ South Seventh Street; and are got up in so perfect a manner, as regards both beauty and durability, as well as efficiency, as apparently to leave nothing wanting by which their utility and value, in the treatment of disease, could be augmented.

These machines are of different sizes and prices; the price of the medium size, that which I prefer for use, being ten dollars, and the price of the largest fifteen dollars.

To prepare the machine for action, dissolve one ounce of blue vitriol (sulphate of copper,) in one quart of water; fill the battery to the top of the zinc, and then connect with the wires to the instrument; put the wire with the flat end into the hole on the side of the copper box, and the other end into the corner post, and screw it fast; put the wire with the bent

end into the hole in the top of the zinc, and screw it fast; and the other end into the middle post, which also is to be screwed tight. If the spring at the end of the magnet does not vibrate, give it a slight impulse by passing the finger quickly across it.

The conductors, or wires with the buttons or handles at their ends, through which the current is to be conveyed into the body, are attached at their small extremity to the two posts at the end of the machine. The one from which the current flows is marked P, (the weakest) and the one to which it flows is marked N, (the strongest) which may easily be determined by taking hold of the handles. Withdraw the round rod (piston) in the machine, till after you have got the buttons in the hands, and have tested the strength of the machine, and then introduce it as the patient can bear with comfort. Pushing in the piston increases the strength of the machine, drawing it out diminishes it.

The metallic part of the buttons should be covered with sponge or cloth, and kept wet with water; this will make the application more pleasant.

In making application of the electrical forces in the treatment of tubercular disease, the operator takes the button which conveys the *weakest* force, (the left hand button, of NEFF's machine, as the machine faces you,) wets the sponge or cloth which is fastened around it, in water, and applies it over the proper spinal ganglion, as directed in chapter thirteen, keeping it stationary over the ganglion; and after wetting the sponge or cloth which surrounds the other and *stronger* button, (the right hand button—the one next to the copper-box,) he makes *passes* with this over the tuberculated organ, if the organ be large; but if the part which is tuberculated occupies but very little extent, he may keep this button stationary also, for a few minutes. The time occupied in magnetizing is usually from five to fifteen minutes; some cases may require less time, and others more: this must be left to the judgment of the operator.

In many cases, to aid in equalizing the circulation, as well as the nervous energy, we may place the button conveying the strongest force, in the hollow of the foot of one side of the body, or on the top of the foot, or in the ankle over the large nerves of the part; the button conveying the weakest force being held in the hand of the side which is opposite

to that side on the foot of which the strongest button is applied; afterwards placing the strongest button on the other foot, and the weakest in the hand which is on the opposite side of the body.

The sponges should in all cases of application, be thoroughly washed after the operation; both for the sake of cleanliness, and to avoid the danger of transmitting disease from one patient to another.

Directions for keeping the Battery in running order.

Each time after using the machine, the zinc must be washed and left out of the battery until used again. The solution can be poured out into any vessel that may be convenient, as it will do to use several times. The instrument will always work well if the following rules are observed.

I. That the zinc and copper do not touch in any place.

II. That the places where the parts connect with each other are kept clean.

III. That the hammer on the end of the spring be kept at the proper distance from the end of the magnet, which is about the thirty-second part of an inch; that the screw with the small white point, which conveys the electric current to the spring, touch very lightly on the small square plate that is on the spring; so that when the hammer is drawn to the magnet, the connexion between the small point and the plate on the spring is broken.

IV. When the screw with the small white point is adjusted properly, the small screw in the top of the post should be screwed down on it to keep it in its proper position.

V. After the battery has been used, and the zinc has not been properly cleaned, it should remain in the solution a little while in order to dissolve the coat that has formed on it; the machine will then operate.

VI. Care must be taken that no soap or greasy water is used when you cleanse the zinc, for if the zinc becomes greasy, the solution will not act on it. Then cleanse as in direction number seven.

VII. If the zinc becomes coated with a hard scale, it must be scraped off; or, if you will take the battery out of the box, and fill it nearly full of water, then add one ounce of

oil of vitriol, and let it remain a few minutes, it will thoroughly cleanse it; then throw it out and rinse off.

VIII. If any of the posts of the machine become loose, screw up the nut under the block.

IX. Sulphate of *Iron* (copperas) will not answer to charge the battery with.

CHAPTER XIII.

METHOD OF APPLYING THE ELECTRO-MAGNETIC MACHINE
FOR THE CURE OF TUBERCULAR OR SCROFULOUS DISEASES;
THESE BEING ARRANGED IN ALPHABETICAL ORDER.

SOME individuals, especially females, are often extremely sensitive with respect to the application of the machine, for the removal of their diseases. Some operators, even Dr. Sherwood, advise, in females, the entire removal of the clothing from the chest and back, where the lungs, &c., are affected, in order that free access may be had to the parts diseased, and the passes be made with greater ease by the operator.

At the commencement of my experience in the application of electro-magnetism, some eleven years ago, I adopted this course, but do not remember ever employing it in the case of females but once, my own instinctive delicacy satisfying me that this exposure of the person was not only improper, but unnecessary. Whatever aid it may give the operator, is more than counterbalanced by the injury which may be inflicted by it on his own moral character, even where nothing more than impurity of thought may grow out of it; but it can be readily conceived that, to minds depraved and bent on the gratification of vicious indulgences, much injury may arise from such exposure. If the patient be a male, no such objections of course lie against such exposure of the person; but in the case of a female, nothing should be done by the operator which has any tendency to destroy those feelings of purity and delicacy, which so adorn her character; the manifestation of which, often awakens, even in the minds of the unworthy and impure, their warmest admiration, and commands their highest respect.

In many cases, especially where it is not necessary to make a very extensive application of the buttons; where, for instance the disease is confined to a small point, we can, in females, direct the current into the part affected, by means of a hollow glass tube, of from one to three feet in length,

through the centre of which we can draw the wire or conductor which conveys the fluid; fastening the wire to a metallic plate at the end of the tube, which plate is made to grasp the tube as a ring grasps the finger. Around this metallic plate, a piece of sponge, or cotton strip, is to be laid and fastened with a string; and after being wet, is to be passed down inside the clothes, to the points on the organs and the spine, over which the buttons are usually applied. Where a glass tube cannot be procured, a hollow reed may be substituted, or even a flat piece of stick, sufficiently long to reach as low as the groins, may be made use of; the metallic plate, &c., being attached to it, as in the description above given.

The course, however, which I pursue, where such a method will not give sufficient freedom for the application of the buttons, is to have the patient drop all her clothes from off the upper part of her person, as low as the waist; and put on a dressing gown which is full and large, the slit of which is placed behind, allowing the operator to place his hand within the gown, and giving him plenty of room to operate on the parts affected. In this case there is no exposure of the person, save a small portion of the back, and I have found no difficulty in obtaining the consent of females to the performance of the operation, where the method just mentioned was adopted.

With these general remarks on the application of the machine, I proceed to consider its special application in the treatment of tubercular disease of special organs.

Œsophagus. In tubercular disease of this organ, the strongest or *right hand button* (of NEFF's machine) is placed at the pit of the stomach, and the weakest, or *left hand button*, over the first cervical vertebra, afterwards placing the strongest under the chin.

Amaurosis. Gutta Serena. See Eye.

Amenorrhœa. Magnetize as in tubercular disease of the Ovaria.

Antrum. In tubercular disease of the Antrum, the strongest button is placed over the antrum, and the weakest over the neck.

Aphonia. Loss of Voice. The buttons are, in this disease, placed on the neck, under the angle of the lower jaw.

Brain, Tubercular disease of. This is manifested by the

pain which is produced on pressure being made on the sides of the space between the head and first cervical vertebra; provided there are no indications of tubercular disease of the throat. The pain also, in the acute form of the disease darts into the brain; or there is severe pain in this active state of the disorder, in the absence of any injury which might have induced it. The application is in these cases required to be extremely light; the weakest button being applied to the above space, and the strongest, the head being wet, being passed over it, making the passes downwards.

Breast. In case of *tumour of the breast*, place the strongest button over the breast, and the weakest over the neck.

Buboes. The strongest button is to be placed over the buboes, and the weakest over the lumbar vertebræ.

Cancer. *Cancerous Swellings*. Place the strongest button over the swelling, and the weakest over the back of the neck.

Catalepsy. Tubercular disease of the vermiform process in the medium line of the cerebellum, (organ of motion.) Here the strongest button should be placed over the organ of individuality, and the weakest over the first cervical vertebra.

Catarrh. *Chronic Nasal*. Tubercular disease of the nose, or frontal sinus. Place the strongest button on the top and sides of the nose, and the weakest over the first cervical vertebra in the hollow of the neck.

Chancres. Place the strongest button on the chancre, and the weakest over the intervertebral space between the last lumbar vertebra and os coccyx.

Chlorosis. Magnetize as in tubercular disease of the Ovaria.

Chorea. Tubercular disease of the *Cerebellum*. *St. Vitus' Dance*. Place the strongest button over the organ of amateness, and the weakest on the affected limb or limbs of the opposite side.

Colic. Place the weakest button over the spaces between the first and second dorsal vertebra, and make passes with the strongest one downward, from the pit of the stomach, over the bowels generally.

Colic Menstrual. Magnetize as in Uterine Inertia.

Colon, tubercular disease of. Place the weakest button between the third and fourth dorsal vertebra, while

the strongest is passed downward over the stomach and abdomen.

Constipation. Make passes with the strongest button downwards, from the pit of the stomach, over the whole of the bowels, placing the weakest button over the spinal nerves between the first and second dorsal spaces. Give *Nux v.*, alternated with *Plumbum*, (Homœopathic doses,) *Hep. Sul.*, and *podo* internally.

Consumption. The mode of applying the machine in this case will be considered when we come to speak of the lungs.

Curvature. See Cases.

Cystitis. *Bladder*, tubercular disease of. Place the strongest button over and below the pubis, and the weakest between the twelfth dorsal and first lumbar vertebra.

Deafness. Place the strongest in the ear, (a piece of metal adapted to fit in the ear being connected with the wire attached to the right hand post,) and the weakest, on the nose.

Diarrhœa, Chronic. Tubercular disease of *Intestines*. The strongest button should be moved over the surface of the abdomen, the weakest being placed over the intervertebral spaces between the eleventh and twelfth dorsal vertebra.

Duodenum, tubercular disease of. The strongest button is passed over the surface to the right of the middle line of the body, and two or three inches below the pit of the stomach; the weakest being placed over the space between the second and third dorsal vertebra.

Dysentery. Place the strongest button over the anus, and the weakest over the last lumbar vertebra, under a moderate power of the machine, increasing the power till the pain ceases; renewing the application on the return of the pain. Set the patient also in a warm bath; place the strongest button in the water, and apply the weakest to that part of the spine which is not covered by the water.

Dyspepsia. The strongest button is to be passed over the stomach, and the weakest to be placed over the intervertebral space between the first and second dorsal vertebra. For the right side of the stomach, place the weakest over the above space on the right side of the spine; and when magnetizing the left side of the stomach, place the weakest over the same space on the left side of the above mentioned dorsal vertebrae.

Epilepsy. Place the weakest button on the neck or ear, and the strongest over the cerebellum of the side opposite to the ear, or that side of the neck on which the weakest is placed.

Eye, Acute or Chronic, tubercular disease of. Place the strongest button, the power being carefully proportioned to the state of the irritation in the parts, over the eyelids, and the weakest over the back of the neck.

Headache. Sick Headache. Place the weakest button over the organ of amateness, and the strongest over the organ of causality, on the opposite side of the head, moving it quickly over the same side of the forehead; after which the weakest button is to be placed over the opposite organ of amateness, and the strongest over the opposite organ of causality, moving it over the same side of the forehead, as above described: the whole application occupying less than one minute, in the most of cases. The amount of power employed should be moderate.

Where the headache is not periodical, or of the kind called sick headache, we should magnetize the parts affected, as mentioned when speaking of tubercular disease of the brain, employing a power proportioned to the delicacy of the organ.

Heart. (*Enlargement of the Heart, &c.*) Move the strongest button, under a light power of the instrument, over the heart, and then let it rest for a time over and below the lower apex of the organ, the weakest at the same time being placed on the left side of the space between the first dorsal and the seventh cervical vertebra.

Hemorrhage from the Lungs. Magnetize as in tubercular disease of the lungs. Give salt and water and aconite; gradually increasing the power to the full extent of the patient's ability to bear it, and repeat.

Hernia, Rupture. Place the strongest button over the protruding intestine, the weakest being applied over the spaces between the first and second dorsal vertebra.

Hæmaturia. Bloody Urine. Magnetize as in tubercular disease of cystis, or bladder.

Hydrocele. (*Watery Tumour in parts connected with the Testicle.*) The buttons should be moved over and around the testicle, under a strong power; the strongest button, after this, is to be moved over the testicle, while the weakest is

placed over the inter-vertebral space between the last lumbar vertebra and os coccyx.

Impotence. The strongest button, in males, is placed on the testicles, and in females, below the pubis, and over the vulva; while the weakest is placed over the hollow of the neck, and then over the lumbar vertebræ. Also take, in males, a piece of India-rubber of a cylindrical form, or a rectum-bougie, covered with tin-foil, the inner surface of which has been coated with gum tragacanth paste; fasten a metallic ring or wire on the large end of the bougie; to this attach the wire connected with the strongest pole of the machine; oil the bougie, and pass it up the rectum. The weakest button is then to be placed over several parts in succession; over the lower inter-vertebral spaces, and along the sacrum; over the point where the seminal ducts pass into the abdomen, and on the perinæum.

Intestines—Large. Pass the strongest button over the abdomen, the weakest being placed over the space between the third and fourth dorsal vertebra.

Intestines—Small. Pass the strongest button over the abdomen, and place the weakest over the space between the eleventh and twelfth dorsal vertebra.

Joints and Limbs. (*White Swellings*.) Pass the strongest button over and around the swellings, and along the limbs, and place the weakest over the cervical spaces; afterwards passing both buttons around the swellings and along the limbs.

Kidneys. Pass the strongest button over the space between the twelfth dorsal and first lumbar vertebra, placing the weakest over and below the pubis.

Leucorrhœa. *Fluor Albus*—*Whites*. The weakest button is to be placed between the fifth lumbar vertebra and os coccyx, when pain on pressure is experienced *there*; and if any pain is felt on pressure between the lumbar spaces, it is to be applied *there*; placing the strongest, in the former case, over the perinæum; and in the latter, over and around the pubis.

Liver. Pass the strongest button over the whole region of the liver—from the left lobe around the whole right side of the body to the spine, and afterwards over the false ribs—placing the weakest over the space between the seventh and eighth dorsal vertebra of the right side.

Lungs—Tubercular disease of, or Consumption. Pass the strongest button downwards over the front and back part of the chest, and place the weakest over the space between the last cervical and first dorsal vertebra. The fluid should be applied for a longer period over those parts where the greatest amount of pain is experienced from the application of the instrument.

Menstrual Colic. Magnetize as in Uterine Inertia.

Mesenteric Glands, &c. Pass the strongest button over the abdomen, as in the case of tubercular disease of the intestines; placing the weakest over those spaces between the dorsal vertebræ, which were pointed out when speaking of tubercular disease of the bowels.

Nipples. Where the nipples are sore, and this is connected with soreness of the mouth, place the strongest button over the nipple, and the weakest on the tongue; where the mouth is not sore, place the strongest button in the groin, or over the ovary of the opposite side, and the weakest over the nipple.

Nipples Retracted. Where this state of the nipples exists, place the strongest button in the groin, or over the ovary of the opposite side, and the weakest over the nipple.

Nose. Place the strongest button over the nose, and the weakest over the back part of the neck: when the disease is polypus of the nose, reverse the above application of the buttons.

Omentum. Pass the strongest button over the stomach and bowels, placing the weakest over the space between the sixth and seventh dorsal vertebra.

Ovaria. Where tubercular disease of the ovaria exists, the largest breast will be found on the same side with the affected ovary. The strongest button is to be placed over the ovary of the side which is opposite to the smallest breast, and the weakest over the diminished breast.

Pancreas. Place the strongest button over the lower part of the stomach, or about four or five inches below the pit of it, and the weakest over the space between the fourth and fifth dorsal vertebra.

Paralysis. Magnetize as in Rheumatism.

Peritoneum. Pass the strongest button over the painful parts of the abdomen, the weakest being placed over the space between the ninth and tenth dorsal vertebra.

Piles. Hemorrhoids. Place the strongest button over the anus, and the weakest over the lower lumbar vertebræ.

Pleurisy. Pass the strongest button over that part of the chest in which the pain is most severe, the weakest being placed over the space between the seventh cervical and first dorsal vertebra.

Poisoning by Opium, Morphine, Prussic Acid, or any other vegetable or animal poison, and also by Arsenic. Magnetize the stomach and muscles, as recommended in Dyspepsia and Rheumatism. Give an emetic of Lobelia, or sulphate of Zinc, with the use of the stomach-pump, where it can be obtained. Finely pulverized charcoal, animal or vegetable—the former being the best—also calcined magnesia, to be employed internally.

Prolapsus Uteri. Place the strongest button over the vulva, below the pubis, and afterwards in each groin; the weakest being placed over the inter-vertebral spaces between the first and second, and second and third lumbar vertebra. In cases accompanied with considerable enlargement of the uterus, or where the disease is obstinate, apply the strongest button to the womb itself, in the manner directed under the head of Uterus. Give iron, by hydrogen, tannin, and podophylline, (minute dose,) with hepar. sul. and plumb., if much costiveness is present. A solution of acetate of iron may be injected into the vagina once a day, and a small piece of sponge, very fine and soft, about the size of an egg, with a string about six inches long attached to the lower end of it, may be introduced into the upper part of the vagina by the patient. The tubercular remedies are also to be administered internally.

Prostate Gland. The strongest button is to be placed over and above the pubis, and the weakest over the inter-vertebral space between the last lumbar vertebra and the os coccyx. Also magnetize as recommended in Impotence.

Rheumatism. Tubercular Disease of the Muscles—Acute or Chronic. The cervical spaces in this disease indicate tenderness on pressure, which increases in proportion to the intensity of the disease. It makes no difference what the location of the muscle may be, in which this disease exists, the weakest button is to be placed over the back part of the neck, when the process is commenced, and at intervals during the operation; the strongest is to be placed at first in the

hollow of one foot, and afterwards in the hollow of the other. We may also occasionally place the weakest button in the palm of one hand, the strongest being pressed against the foot of the opposite side, in the hollow of it; or the button may be passed over the spot where the pain is experienced, whether this be in a joint or in a limb.

Spine. *Disease of the Spine.* This will be considered hereafter, under the head of Cases of Curvature.

Spleen. The strongest button is to be passed over the region of the spleen, while the weakest is to be placed between the seventh and eighth dorsal vertebra on the left side of the spine.

Strabismus. (*Squinting.*) The weakest button is to be placed in the corner of the eye, over the paralyzed muscle, while the strongest is to be placed over the opposite corner of the eye, for the space of about a minute.

St. Vitus' Dance. See Chorea.

Testicles. Magnetize as in Hydrocele.

Tetanus. Magnetize the stomach and muscles, as in disease of those organs.

Throat—Tubercular Disease of. Place the strongest button over the side of the throat, and the weakest over the space between the first cervical vertebra and the head; also, afterwards, place the buttons on the opposite sides of the neck, under the ear, and move them towards the chin.

Tooth-ache. Place the strongest button over the diseased tooth, and the weakest in front of the ears.

Uterus—Tubercular Disease of. Place the strongest button over the vulva, below the pubis; also in the groins; the weakest being placed over the inter-vertebral spaces between the first and second, and second and third lumbar vertebra. In severe cases of disease of this organ, I have used with success a process for applying the electrical forces directly to the womb. I take a strong wire—one of the iron wires which connect the whalebone of the umbrella with the sliding cylinder on the handle—to one of the ends of which (the forked end) I fasten a sponge, which is to be wet with water; the sponge being connected with the strongest or right hand post of the machine by a conducting wire, one extremity of which is passed through the little hole at the other end of the umbrella wire, while the other extremity is fastened to the right hand post of the machine: the weakest button is then applied

over the inter-vertebral spaces above mentioned. The sponge while wet is passed up into the vagina, until it comes in contact with the womb. The current in this case is transmitted directly through the womb. Of course this latter application is not to be made use of in ordinary cases, but is to be reserved for those severe ones, in which the common modes of employing the machine are inefficient for the removal of the disease.

Uteri Prolapsus. See Prolapsus Uteri.

Uterus—Tubercular Disease of—Complicated with disease of the Stomach. Place the strongest button over the pubis and in the groins, and the weakest between the first and second dorsal spaces.

Uterus—Tubercular Disease of—Complicated with disease of the Cerebellum. Place the weakest button on one side of the pubis, and the strongest over the organ of amativeness on the opposite side. In all these cases, where the womb is magnetized, the button which is to be applied to those parts contiguous to the womb, may be handed to the female, who is to be allowed to place it in the proper position.

Uterine Inertia in Labour. The uterus is to be magnetized by placing the strongest button below the pubis, and over the vulva, and the weakest over the lumbar vertebræ.

Uterine Hemorrhage. Magnetize as above, in Uterine Inertia. Give oil of fleabane, five drops at a dose, where the hemorrhage is very severe, repeating the dose, if necessary.

Varicocele. Magnetize the same as in Hydrocele.

Vulva—Excessive Irritation of. Magnetize as directed in disease of the Uterus.

Wakefulness—Sleeplessness. Magnetize the muscles, as directed for the cure of Rheumatism.

CHAPTER XIV.

MUCOUS DISEASE.

It is not our intention to enter fully into the consideration of this subject, but simply to state a few facts connected with its history, which may serve to show more clearly the distinction which exists between it and tubercular disease. In the diagnosis of this form of disease, the *magnetic symptoms* which we find present in tubercular disease, *are wanting; there is no tenderness on making pressure on the spinal ganglions.* The attractive and contractive force prevails in mucous disease over the repulsive and expansive force, which last, in tubercula predominates.

This form of disease may be acute or chronic in its character. In the use of remedies for its removal, we employ positive matter, as the gums, and alkalies chiefly, and the magnetic machine; reversing the application of the buttons; applying the strongest button over the spine, and passing the weakest over the affected organs. In many of these cases, however, the disease may eventually become complicated with tubercular disorder, and require a modification of treatment, so as to call for the employment, in connexion with those remedies which are specially adapted to mucous disease, of those which are suitable for the removal of tubercular difficulty. In diseases of the skin also, the use of Electro-magnetism is beneficial; in such cases, both buttons are usually applied, and moved over the diseased surfaces.

CASES OF TUBERCULA OR SCROFULA
IN
VARIOUS ORGANS OF THE BODY.

CHAPTER XV.

GENERAL REMARKS.

WE have passed over the most important points connected with the subject of tubercular disease, and are now prepared to look at the *results* of the treatment which has been founded on the views of this disorder, which have been unfolded somewhat at length in the preceding part of this work. From these results we may be able to form an opinion as to the probability of the correctness of the ideas which have been expressed as to its nature, and the efficacy of the means which have been recommended for its removal. We shall, therefore, give some cases of disease of this character, which will serve to show its general curability, and awaken confidence in regard to the utility of the remedies which are made use of for the removal of a complaint which is so generally considered as being hopelessly incurable in its nature.

In this connexion, we would give a word of caution, with respect to some points connected with this subject, which the student, and new beginner, will find of value. One is, to see that the strength of the application of the machine is in proportion to the degree of strength of the patient, and the part affected, as well as the activity of the disorder. If a highly active state of irritation exists in the diseased part, this may be greatly aggravated by an injudicious use of the machine, and we may fail of accomplishing what we aim at, viz.: the removal of the disease, if we throw into the part too heavy charges of the fluid.

Another point is, to bear in mind the fact that, in many

cases of this disease, there are seasons of repose, which are invariably succeeded by periods of excitement; thus rendering a tubercular disease, which was usually of a chronic description, at these periods, acute in its character. The patient may, consequently, unless properly instructed on these points, become discouraged; and the physician, too, may lose confidence in the value of his own remedial agencies. Part of this increased activity is due to the influence of the changes which occur in the electrical state of the atmosphere; imprudences in diet, &c.; and partly to the agency of that reserved power possessed by the system, which is called into action at certain times, and by which the ordinary recuperative efforts of the living organism are exalted in their activity, for the removal of its diseased conditions.

This high state of excitement usually subsides under the use of appropriate remedies; and neither the patient nor the physician, should suffer his fears to rise to such a pitch as to lead either of them to abandon the treatment recommended for the cure of tubercular affection, under the idea that no impression has been, or will be, made on the disorder. The use of remedies which are calculated to calm down this excited state of the diseased parts, will generally remove these alarming and discouraging symptoms; and the subsequent improvement will prove, in many instances, so rapid, as to surprise the patient and physician who have, perhaps, in view of these untoward circumstances, been led to despair of ever effecting the cure of a complaint so apparently desperate in its character.

In attempting to present some of the cases of this form of disorder, it will be difficult to bring disease of special organs before the view, as distinctly as would be desirable. This arises from the fact that, while some organs are in this complaint, brought into a state of diseased activity in a higher degree than others, so much so as to attract more special notice and attention, there are but few cases in which the disease is confined to one organ; a number of others, in the majority of instances, being involved in the same difficulty; their condition, so far as the nature of the complaint is concerned, being essentially the same. It will, therefore, be seen that the greater proportion of the cases here presented are not cases of tubercular disease of one single organ, but of several; a fact, showing the disposition of this complaint to extend

and spread from one part of the body to another, until, as is witnessed in some cases, nearly the whole body seems to be pervaded by the disorder.

We do not propose to precede our description of cases with a history of the symptoms, and other points connected with this disease, as affecting prominent organs; our limits forbid such a course. Our design is merely to present such an array of facts, as shall serve to show the *general curability* of this disease; that it is as curable as other diseases, circumstances being equally favourable in each; we shall, therefore, assign to the cases themselves, the duty of unfolding the history of their own diseases, as indicated by their attendant symptoms.

The treatment adopted will not be given as extensively as it was at the time carried out; the course pursued, however, was the eclectic system of practice, or that which allows the use and application of the principles and remedial processes of the various systems of practice; care being taken to select those which are innocent and efficacious, whether drawn from the Allopathic, Homœopathic, Hydropathic, Botanic, Chronothermal, or Electro-magnetic systems of practice; excluding of course, blood-letting, blistering, cupping, leeching, calomel, &c., those unnecessary and injurious agencies, which have done so much to ruin health, and produce the very diseases of which, through the cases to be here given, a sufficiency will be furnished to allow any one to form a pretty correct idea of the extensive and destructive tendency of this form of disease; and at the same time, encourage also the hope of obtaining, through the means of the treatment here recommended, deliverance from its power, and salvation from the grave to which it hurries its unwilling victims.

As also, in these cases, the cure was mainly effected through the agencies furnished by the electro-magnepathic system of practice, it was not necessary to take up time and space, in going through all the minutiae of the treatment which was adopted: the other systems were useful as accessories in the majority of cases; although in many, their cure was accomplished altogether through the agency of the specific remedies drawn from the system entitled electro-magnepathic.

To some also, the idea may seem strange, that diseases, differing apparently so greatly in their symptoms and cha-

racter, as are those which are here described, should yet be treated in the same general manner; being cured often by the very same remedies; this might, if the subject is regarded superficially, subject the system of practice employed in the cure of tubercular disease, to the imputation of empiricism; causing it to be regarded as only worthy of being placed among those inventions of the empiric, which cure every thing no matter how completely at antipodes the conditions or symptoms of the disorders may be, for which they are lauded.

In the light, however, of the views which have been presented on the subject of tubercular disease, the reason for the extinguishment or cure of this affection at the same time, and by the same remedies, wherever the disease may exist, or however diverse may be the symptoms; is one which can be readily furnished, and its justice be admitted by all who are sincere and unbiassed.

Tubercular disease, although affecting structures apparently so diverse; as for instance, the bones, and softer tissues, is, notwithstanding, in its essence the same disease, being located in the system of the absorbent vessels and glands; which system pervades all parts of the living structure, with but few unimportant exceptions. Consequently, the disease, though widely scattered, and in its symptoms varying according to the difference in structure and function of the various organs, is still the same. Like the dreams of the Egyptian king, though so utterly dissimilar, to all appearance, they are nevertheless but one and the same disease; which needs, in reality, for its cure, only one kind of remedial agencies, but allows the employment of accessory agencies, either to aid it in the more rapid execution of its work, or to remove symptoms connected with the case, which are not absolutely dependent on tubercular difficulty.

In giving cases which exhibit the power of the eclectic system of practice for the removal of tubercular disease, I would not wish to convey the erroneous idea that all cases of this form of affection will be relieved by it; or that the physician may not be disappointed sometimes, in the results which may attend his best and most unwearied efforts to overcome the disorder; even where the case may seem to be of no very serious character, when first submitted to his treatment. He cannot always justly estimate the degree of vital

force with which the patient may by nature be endowed; this may be far greater, apparently, than he actually possesses; and the constitution, when once the work of deterioration begins, may give way rapidly, in spite of all the resistance offered by remedial agencies to the progress of the disease. Medicine cannot impart *a constitution* to the individual diseased; the foundation of this must be inherent; transmitted by the parents; the treatment can only throw off those obstructions and weights which press down the springs of life; these, when such pressure is taken off, speedily reacting, and restoring the health and vigour, unless they may have become so weakened, or are naturally so defective, as not to admit of any great reaction; even after the clogs and weights which oppressed them, have been removed, through the agency of suitable remedial substances and processes.

We see this exemplified in the history of some families: the children of which perhaps live just so long; and then, inheriting, as they do, but just so much of vital force, they tend rapidly downward to the tomb; as though the springs of life had lost all power, and their supply of energy were now exhausted. At those periods of life, when nature makes a demand upon the constitution for power, with which to carry on operations, which are to develope in a still higher degree, the nature of man, how often do we find the vital power, in such as have inherited but a small amount of it, give way, and the frame sink, in spite of the use of means the most generally successful, and best adapted to arrest its progress.

Such is the case, in many instances, with regard to the *treatment* recommended in this work, for the cure of tubercular disease; incapable in itself of giving a constitution, it will, when this is feeble, retard the time of the occurrence of the fatal blow, but not avert in the end the sad result. Many a case, however, has occurred, and some such will be found recorded in this work, where the case was desperate; and yet the vital power, hidden but still possessed, was sufficiently strong, with the aid of proper remedial treatment, to throw off the weights which pressed down the springs of life, and impart new life and energy to the previously obstructed and deranged organism.

What we aim at in this work is, to show the *general curability of tubercular disease*; that the tendency of the treatment which is employed to effect its removal, where the con-

ditions connected with the vital force, and the degree of affection of the organs are favourable, (especially the former; even where the organs have been extensively diseased, the case has often terminated favourably where the vital force was good,) is of a character as encouraging as that which follows upon the proper and judicious treatment of any other class of diseases.

In speaking of cases of tubercular disease, I shall commence with those which are connected with this form of affection of the lungs.

CHAPTER XVI.

TUBERCULA OF THE LUNGS AND OTHER ORGANS.

Rapid Consumption.

ABOUT the first of June, 1847, I was sent for by Mrs. M., of Albany, New York, to see her, and examine her case. On examination by the magnetic tests, I found considerable tubercular disease of both lungs; of the heart, liver, bowels; and some other organs. The account which she gave me was this. One of her children had been dangerously ill for three weeks or more, during which time she had been deprived of her regular sleep; her meals had been taken irregularly; and her mind had been deeply anxious in consequence of the condition of her daughter. The result of this was that her constitution suffered greatly, becoming debilitated; and while in this condition of prostration, she did a very heavy wash one day; and afterwards, it being a very fine summer's day, rode out several miles in the country in a thin dress. During her ride a heavy thunder shower came on, which produced a great change in the air, and gave her a severe cold, which settled on her lungs. This was about one month before I saw her. Her health, she said, had failed rapidly from the time she took the cold; and she had been for three weeks under the care of one of the ablest medical men, who used every endeavour to arrest the disorder; employing the most celebrated methods recommended in such cases for her relief, but without benefit: her health failed daily, and rapidly.

I had once before attended her for the relief of a serious disorder, where also, she was apparently near her end; I had been the means, under Providence, of raising her up: and she now sent for me to obtain from me an expression of my opinion as to the *nature* of her disorder; she did not expect me to do anything for her, nor did she indeed think that her case was one which allowed the indulgence even of a hope of recovery.

All around her regarded her case as an incurable one, and looked for her speedy dissolution. I must confess that the case looked extremely unfavourable, but as she had once before been extremely low, and had, notwithstanding, recovered, I felt as though the case ought not to be abandoned as one altogether hopeless in its character. I informed her that although her condition seemed desperate, yet under the Divine blessing, she might be restored to health and vigour.

She was at this time, to all appearance, in the last stage of rapid consumption; had constant cough; diarrhœa; raised a great deal of blood and matter; had night-sweats; hectic fever; bloating of the body; swelled feet; palpitation of the heart; and where she was not bloated, was emaciated; was very feeble. She seemed to feel the beneficial influence of the treatment instantaneously. The first night she slept better; did not cough so much; was less troubled with her bowels; and did not raise so much from the lungs. The improvement was so rapid as to astonish myself and all around; for in the course of a few days she was so much improved as to be able to walk out in the street with her husband. All the rest of her bad symptoms speedily left her, and in the course of a very few weeks she entirely recovered her health.

In this case, I used a combination of Electro-magnetic and Homœopathic remedies and processes; the machine was applied daily. The constitution of this patient was extremely elastic, and the springs of life speedily reacted on taking off the pressure which disease had placed upon them.

Tubercula of the Lungs.—Consumption.

I was sent for about the middle of November, 1854, to see Mr. E. of Albany; who had for two years or more been labouring under constant pain in the breast, with occasionally a hacking cough. For a year or more, previous to this, he had suffered from night-sweats, which proved quite weakening; his appetite was poor, and digestion bad; he had been under the medical care of several physicians for about a year, without deriving any benefit from their remedies. In October, 1845, he caught a severe cold, which settled on his lungs; his health failed rapidly from this time; his cough was incessant; he raised a great deal of tuberculous matter; his night-sweats became more exhausting; he bled

at the lungs; and became so weak that he could scarcely walk across the room. He felt that he would soon cease to exist, unless he was speedily relieved.

I visited him about the middle of November, and commenced the use of the machine and the magnetized chloride of gold pills, along with botanic medicines to correct the secretory organs. He experienced great relief in a very short time; and daily improved so much, that in the space of five weeks, he was able to go out and attend to business, and finally got well. I saw him in A., during the summer of 1853: he was then a conductor on one of the Eastern railroads; but was, at the time when I last saw him, going to hunt a location in some Western State, as conductor, and possessed good health.

The following case is that of a Baptist clergyman: I give it in his own words.

Acute Tubercula of the Lungs, Liver, and other Organs.

“South Butler, N. Y., Feb. 23, 1849.

“Dr. Fonday,—I have for some time felt it to be my duty to report to you the success of the remedies you prescribed for me, in June of 1847. You will remember my wan and desponding appearance at that time, and also in May of 1845. My health had been in a declining state for three or four years, insomuch that I was at last compelled to retire from the labours of the ministry. I had bled much from the lungs, and had abandoned all hope of a return to even comfortable health. In this state of despair, I concluded to visit Prof. B., of New York city; and had proceeded as far as Albany county, where I determined to rest a few days with my mother. While there, I was informed by my brother, that you thought you could prescribe successfully for me, and wished me to call upon you. I did so; but must confess I had a very small share of confidence in the remedies on which you depended for my relief.”

I would here state, that on examining his case, I found acute tubercular disease of the lungs, also of the liver, and other organs. He was extremely feeble, too; so weak that he was obliged to lie down for some time after coming to my office, before I could operate on him in the process of testing the organs. After the operation, so excitable were the organs,

that he was obliged to lie down again, before he could recover sufficient strength to allow of his leaving the office.

"Prof. Beach pronounced me unsound throughout all the organs of the chest, and considered my case almost hopeless. Subsequently I was introduced to Dr. Sherwood, who agreed with yourself as to the nature of my case, and the prospect of cure. By his kindness I was furnished with a box of his pills, which you had before recommended. On my return to your residence, I received, by your kindness, a box of plaster, purchased a machine, and returned home.

"In the course of three weeks, my cough, which had been severe, entirely subsided: the pains of my chest abated; my appetite returned; and in the space of *six weeks*, I was able to ride night and day, in my practice, [he had entered into the practice of medicine, on leaving the ministry;] which I did without any apparent injury to my health. My system seemed to receive an energy, by which it was enabled to resist the sudden changes of the weather, to which I was constantly exposed. I used the medicine about six weeks in all. The effects were truly astonishing to myself and my friends.

"I am now returned to the work of the ministry, in which I have laboured somewhat arduously for the last nine months, and up to the present time, I enjoy an almost uninterrupted freedom from those distressing symptoms attendant on tuberculated lungs in a state of active inflammation.

"I beg to return you my most sincere thanks for your timely interference, and very successful prescriptions for me; and humbly desire the Divine blessing to attend your efforts to relieve others, as in my own case.

"I remain, respectfully, yours,

"ABRAM V. BALDWIN."

I shall present another case of consumption, in which also bleeding from the lungs occurred during the progress of the complaint. The recovery in this case was not rapid, owing to the defective vitality of the individual in question: he was naturally of a delicate constitution. In the case of the clergyman above noticed, there was great debility; but this was owing to the active or acute state of the disorder. In the acute form, the vital powers are more depressed, and symptoms apparently indicative of prostration of the system readily manifest themselves; soon to disappear, when the pressure is

taken off from the vital springs, and when free play is given to their action.

Consumption—Bleeding from the Lungs—Tubercula of the Lungs, Muscles, Liver, and Kidneys.

I was called, Jan. 11, 1849, to see Mr. T., of Albany, whom his friends thought so low as scarcely to allow of the possibility of recovery. He was severely affected with hæmoptysis, or bleeding from the lungs.

Naturally possessing a very slender constitution, and weak muscular organization, his health, some time in the fall of 1848, became considerably affected. His complexion assumed a sallow appearance: he suffered from rheumatic pains in the arms and shoulders; was greatly troubled with drowsiness, and general weakness of body, especially in the region of the kidneys.

While in this state of health, he exerted himself, on several occasions, more than his strength would allow; aiding in lifting a barrel of flour up a back flight of stairs; along with other efforts, which were too severe for his feeble muscular organization. The consequence of these imprudences was a severe attack of bleeding from the lungs. When I called to see him, he was very feeble; all the above symptoms were present, and his case was such as afforded but little hope of his restoration to health. On examination I found tubercular disease of the lungs, liver, muscles, and kidneys.

Under the administration of homœopathic doses of aconite and salt and water, the spitting of blood was in a few days entirely checked. I then put him under a thorough course of treatment for tubercular disease, including the use of the machine; employing remedies drawn from the electro-magnetic, homœopathic, and botanic systems of practice. Under this treatment, he slowly recovered. His recovery was slow, owing to the delicacy of his constitution, and the severity of the attack. He removed to B. after this, and entered into active business; and was, when I heard from him in March, 1850, in the enjoyment of comfortable health.

Consumption—Tubercula of the Lungs.

In October, 1845, I was requested to examine the child of a patient whom I was at the time attending for the cure

of disease of a tubercular nature. The mother was scrofulous; her constitution had been ruined by mercury, and her children inherited the same scrofulous diathesis or predisposition. Her little girl, who was now in her sixth year, had been troubled with a cough from infancy. In February, 1845, she was attacked with whooping-cough; her lungs became seriously affected, and she raised blood with considerable purulent matter.

The medical man who had been for years their family physician, said that the child could not live, and that it was useless to give her medicine any longer; and discontinued the treatment. The mother placed the child under my care. A thorough eclectic treatment, consisting of the application of the electro-magnethic and homœopathic systems of practice, was employed; the machine also was frequently applied. The treatment was followed out for a couple of months, and the child obtained health; a blessing which she had never before enjoyed.

Chronic Tubercular disease of the Lungs, Liver, and Brain.

On the 28th Nov., 1845, I was visited by Mr. G., of A., who sought relief from diseases, under some of which he had laboured for fifteen years. About ten years before he called on me, he had an attack of lung and liver complaint, which reduced him greatly, bringing him into a very low condition: from this he partially recovered. Five years before this, or fifteen from the time I undertook the treatment of his case, he had been subject to severe and frequent attacks of headache, accompanied with great dizziness. He had bled several times from the lungs; his health, during summer, was generally better, but in winter, worse. Twice had he been obliged to go south, to Mexico, for his health; and he had submitted to various kinds of treatment, but without benefit.

In the winter of 1845-6, his health was in a wretched state; so miserable was he, that he was thinking of again spending the winter in the south, when he called upon me. He was at this time troubled with a hacking cough; had much distress in the chest and side; pain in the head, and dizziness; and was quite feeble. On examination, I ascertained the existence of tubercula of the brain, lungs, and liver. I placed him under a thorough eclectic course of treatment; the machine was used frequently, and a combi-

nation of the botanic, homœopathic, and electro-magnepathic systems of treatment being employed for about five months, resulted in the removal of all these varied and distressing symptoms.

Tubercula of the Lungs, Liver, and Heart.

Mr. V. C. called on me, April 25, 1846, to consult me in relation to his case. He stated, that for about five years past he had been afflicted with pain between his shoulders; also in the back of his neck, and left side. He also suffered from pain and tightness in his breast, with cough; accompanied with expectoration of thick, bluish matter, and small tubercular lumps. His heart also beat hard and heavy; he had palpitations of the heart; was very costive; and suffered occasionally from severe headache; his strength was failing. At the time he called on me, these symptoms were very severe. He had been employing various kinds of treatment for his diseases, but had found no relief from them.

On examination, I found tenderness on pressure between the inter-vertebral spaces of the seventh cervical and first dorsal vertebræ, and between the seventh and eighth dorsal vertebræ of the right side. A thorough course of eclectic treatment, including the use of the botanic, homœopathic, and electro-magnepathic systems, the machine being used almost daily, was pursued; and resulted, in a few months, in his restoration to health. A year after this, in consequence of imprudence, and over-exertion of his lungs in singing and praying—for he was one of your very noisy Methodists, but a whole-souled, sincere Christian—he experienced a slight return of the disease in his lungs, which was speedily removed on resuming the treatment previously adopted. I saw him in the summer of 1853. He had experienced no return of his complaints since the time he was last treated for their cure—a period of six years, at the time I last saw him.

CHAPTER XVII.

TUBERCULA OF THE THROAT AND OTHER ORGANS.

Bronchitis.

WHAT is commonly denominated Bronchitis, is a disease altogether different from that, to which, in reality, the term should justly be applied. The one first mentioned, is disease of a tubercular character; invading the throat, palate, and contiguous parts; and extending downwards, in many instances, into the lungs; ending in tubercular consumption: the other, or bronchitis proper, being an affection of the *mucous* membrane lining the air tubes of the lungs; and is properly a mucous disease, or disease of the mucous surfaces. This distinction is one of practical importance, inasmuch as the treatment proper for the cure of these two distinct forms of disease is altogether, and essentially, diverse; the first requiring negative matter, which exerts a positive force; and the last, positive matter, which exerts a negative force, for its removal.

I will give an instance of what is commonly, but incorrectly, called Bronchitis, being nothing more than tubercular disease of the throat and palate; the case too, one which was simple, and uncombined with tubercular affection of the lungs or other parts; after which, I will present others in which the lungs also, and other organs, were affected with tubercular disease. What in reality ought to be designated as Bronchitis, that disease which is of a *mucous* character, and which affects the bronchial membrane of the lungs, I shall not dwell upon in this work; the subject of this volume, having reference to disease of a tubercular description.

Tubercular disease of the Throat and Palate—Commonly, but incorrectly, called Bronchitis.

In June, 1847, I was visited by Mr. J. S., of Cohoes,

Albany County, for relief. In the spring of 1846, he caught a severe cold, which settled on his throat and palate. He suffered greatly from pain for four weeks; was not able to eat solid food; and could scarcely swallow liquids. From that time his throat and palate troubled him greatly; there was much swelling and redness of those parts; and his appetite was poor. He had been treated by various physicians for the cure of his disease, who afforded him only partial relief. I applied the machine, and administered the electro-magnetic medicines. In the course of a week he improved considerably; his appetite had returned, and there was much less distress in his throat. On the 4th of September, of the same year, about three months after commencing the treatment, I received a letter from him, in which he stated that he had entirely recovered from his painful affection.

In a few more cases which I shall present, I will show the complications of tubercular disease of the throat, palate and adjacent parts, as in the case above mentioned, with tubercular disease of the lungs, liver, and other organs.

Tubercular disease of the Tonsils, Palate, Lungs and Liver.

The first case of which I shall speak, was that of a youth about twelve years of age, son of Mr. S., of Albany; who had for several years laboured under an affection of the throat and palate. He usually took cold very easily, which was always followed by an aggravation of the throat difficulty. In consequence of this he was generally confined to the house during the greater part of the winter, and was unable to attend school with any degree of regularity. His constitution also was quite delicate; indicating a consumptive tendency. His colour was not good. He had been under a variety of treatment; especially the Homœopathic, but with no improvement in his disorder.

Some time in the summer of 1852, he called on me for advice. His throat, palate, and tonsils, were much affected by tubercular disease. He had cough; poor appetite; skin sallow; and was quite delicate in his appearance. His disease having continued some years, threatened to be intractable; but under the Eclectic treatment; the Magnetic, in connexion with the Botanic, Homœopathic, and Hydropathic, being employed; the disease was in a few months gradually

overcome: he recovered strength and energy, and during the winter of 1852, '53, was enabled to attend school without any loss of time through sickness; and has enjoyed, since that time, a degree of health and vigour, of which for years he had not been the possessor.

Another case I will give, showing the complications of simple tubercular disease of the throat, &c., or what is incorrectly called Bronchitis, with tubercular disease of the lungs and other organs.

Tubercula of the Throat, Heart, Liver, Lungs, and Kidneys.

In September, 1845, I was visited by Mr. J. P., of Albany, who gave me the following statement of the previous history of his case:

He had been, he said, ailing for about five years, with a disease, until that time new to him; which kept growing worse until August, 1843; at which time he took a severe cold, which was accompanied with cough; for which he employed a variety of remedies that were recommended to him; but with no beneficial results. His cough grew worse, and in the spring of 1844, he was attacked with quinsy, which was followed by an occasional raising of blood. During the winter of 1845, he suffered greatly from a choking or crawling pain in the lower part of the throat, which was very violent; also from pain in his chest and right shoulder; had a hacking cough; severe palpitations of the heart; (this organ was greatly enlarged, causing quite a projection of the left side of the chest,) accompanied with cold sweats, which produced great debility; his throat was so much affected by the swelling as to create a difficulty in breathing and eating; he suffered also occasionally from attacks of hoarseness; his kidneys, too, were considerably diseased, so much so as to keep him awake at night for weeks, in consequence of the pain which he experienced in them. Having tried various physicians, and derived from their treatment no advantage, and becoming satisfied that he was already far advanced in consumption, he put himself under my care immediately. I applied the machine repeatedly over the diseased organs, and employed Botanic and Electro-magnetic, with Homœopathic remedies.

For the first three weeks he experienced no relief, but after

this period, he improved; his strength and weight increased; and in April, 1846, the palpitation of the heart, pain in the side and chest, had entirely disappeared; the distress in the kidneys also; the disease in the throat was also materially lessened. He finally recovered; the only symptom of his old complaint being an occasional soreness of the throat, from which he suffered when the weather changed. This he attributed, and I think justly, to the salivations to which he had been subjected, prior to coming under my own treatment. I may in this connexion, remark, that Mercury is a very common cause of tubercular disease of the throat and other organs.

During the time of my residence in this city, (since October, 1853,) I have treated several cases of this affection. One of these I will relate in this connexion.

*Tubercula of the Throat and Palate; Neck; Lungs;
Stomach; Heart; Liver; and Bowels.*

On the 28th of December, 1853, I was requested to examine Miss B., a little girl of twelve years of age, who had been sickly from her birth. The difficulties under which she had from infancy laboured were cough, and weak stomach; her digestion was imperfect, and her appetite had always been poor. She suffered greatly from pain in her stomach; her circulation was defective; the hands and feet usually cold. She was troubled with flushing of the cheeks, and severe headache; with night-sweats; the tongue was bilious; she suffered from palpitation of the heart, accompanied with hard, heavy beating of that organ; from costiveness; the throat and palate were tuberculated, swelled, and irritable; the absorbent glands of the neck, on either side, were tuberculated. Pressure on the spinal ganglions connected with the heart, lungs, stomach, liver, and bowels, caused pain which darted into the above organs; the pain being most severe in the heart, lungs, and stomach. She had been treated by various physicians, none of whom seemed to have recognised the true nature of her disorder. One of these regarded her disease as the result of worms, and gave her Pink, Senna, &c., which inflamed her eyes, and produced blindness, which continued five months; this was four years before I attended her. I put her under Eclectic treatment, the Botanic, Homœopa-

thic, and Electro-magnepathic systems being employed, and so successfully, that in the course of a few days, the pain in her stomach disappeared entirely; her appetite became excellent; the irritation in her throat, cough, night-sweats, and headache subsided; and in the course of about six weeks, these symptoms, including also the costiveness and heart difficulty, with all of which she had from childhood been affected, were entirely removed, and health, of which she had never known the possession, was realized, and enjoyed, as a precious blessing.

CHAPTER XVIII.

TUBERCULA OF THE HEART.

THE next class of tubercular diseases of which I shall now give some cases, is that in which the Heart was chiefly affected; this organ suffering from a greater or less degree of enlargement or hypertrophy; although, as I have remarked before, tubercular disease of other organs than the heart was also present in these cases.

Tubercular Disease of the Heart, Liver, Lungs, Stomach, and Kidneys, of more than twenty years' standing.

On the 1st of February, 1847, I was called to see Capt. B., of Albany, who was labouring under a severe attack of bilious fever. This was broken up in twenty-four hours, by the aid of a pretty thorough employment of the Botanic system of practice; and in the course of a few days, he was able to go out and attend to his work. During the period of my attendance on him, he gave me a history of the symptoms under which he had been labouring for the twenty years previous to his present illness. He had been suffering during this long period of time, from palpitation of the heart, and fainting spells. He could not run, nor did he dare do any thing in a hurry; for if he did, he would faint away. He could not work for a longer period than an hour at a time, without fainting; in fact, while loading and unloading a wagon, he would faint away several times; not in consequence of debility or fatigue, for his muscular system was powerful. He was tall, and very strong; this faintness, consequently, was not the result of bodily exertion simply, but of the diseased condition of the heart; which could not bear the increased pressure of the blood, which the bodily exertion connected with labour and exercise, occasioned.

During these twenty years he had been affected with pain in the stomach and side, and had also been troubled with

dyspepsia. For many years also, his lungs and kidneys had been affected. For the relief of all these complaints, he had been treated by various physicians, who had afforded him no relief. On making an examination, I found the heart, lungs, liver, stomach, and kidneys tuberculated. A thorough Eclectic course of treatment was adopted. The machine was used daily; and a combination of the Botanic and Electro-magnethic systems of practice was employed for the cure of his difficulties; a success attending their use, which was as great as it was gratifying. His improvement was very rapid. He had been under treatment but a few weeks, when the palpitations and faintness entirely ceased; the other symptoms also, gradually improved; and two months after I commenced treating him for the cure of these old affections, he expressed himself as feeling well, and able to do as hard a day's work as any one.

In another case which I shall give, there was Enlargement of the Heart, Dyspepsia, Disease of the Skin, Muscles, (Rheumatism,) and organs generally.

Tubercula of the Heart, Stomach, Muscles, and Organs generally. Disease of the skin.

Mr. P., of Albany, a shoemaker by occupation, came under my care in the spring of 1849. For nineteen years previous to this time his health had been poor; during the last four years of this period, however, it had been much worse than previously. His head was so much affected that he would suddenly lose his strength and fall; and even while sitting on his bench at work he would not, at times, be able, for an hour or more, to rise from his seat, owing to the condition of his head. While walking in the street, he would sometimes, also, be seized with vertigo. His digestion was poor; he could scarcely digest any food; he suffered from nausea; and was troubled either with costiveness or diarrhoea. For nineteen years he had been affected with an eruption over his body and limbs, of large sores, like ring-worms.

He had for many years suffered from palpitation, and heavy, hard beating of the heart; the enlargement of the heart was so great, as to raise the left side over the region of the heart, somewhat higher than the right. For the last two years he had not been able to work much; owing to rheuma-

tism in his shoulders. At the time of calling upon me he expected to live but a short time. Examination of his case by the Eclectic tests, disclosed the existence of tubercular disease in nearly all the organs. Thorough treatment of the Eclectic kind, the Botanic, Homœopathic, and Electro-magnetic systems of practice being employed, was instituted; he was magnetized daily. These agencies were kept in action on the disease for some months; at the end of which time he was entirely relieved of his distressing symptoms; the enlargement of his heart and chest had subsided; his dizziness, nausea and other bad feelings, had left him; his rheumatism also; and the eruptive disorder was scarcely perceptible.

Tubercular Disease of the Heart and Liver—Enlargement of the Heart and Disease of the Liver.

I was called on in June, 1846, by Mrs. C., of Albany, a milliner by trade, who had for some time been labouring under severe palpitation of the heart, accompanied with great distress in that organ, which troubled her very much at night. She suffered greatly, also from pain in the region of the Liver; which organ was very sore. For the past year, too, she had been inclined to dropsical disorder. Her diseases were brought upon her by working beyond her strength, in connexion with domestic trouble. I employed, in this case, the magnetic machine only. She was under my care for about three months. The treatment afforded her great relief, but I was obliged to suspend it in consequence of her removal from the city. The relief afforded was, however, permanent. I saw her a year or two after, and her health at that time was even better than when the treatment of her case was discontinued.

Tubercular disease of the Heart, (Enlargement of the Heart) with tubercular disease of the Brain, and Liver, of about thirty years' standing.

Mr. L. of Albany, a weigher and measurer of grain, aged sixty-two years, called on me on the 8th of November, 1849, for relief. About thirty years before this, he had been attacked with fits, which usually occurred as often as once in a week or ten days. This state of things continued until the

year 1832. The character of his symptoms then changed. He became affected with heaviness of the head, and pain over the eyes, along with dizziness; often becoming so dizzy as to stagger, as if intoxicated. He also suffered from severe pain in the shoulder, and over the region of the heart; and was greatly troubled with palpitation, and hard heavy beating of the heart. He had been under the care of a number of physicians. His last physician was one quite eminent in his profession. He had cupped him repeatedly for years, it being necessary to perform the operation at shorter and shorter intervals, until at last he could not go more than three weeks without having blood taken away by cupping. His physician at last refused to cup him any more, and put a seton in his neck, to guard against the occurrence of apoplexy. At the time he first called upon me, he had had the seton in about eighteen months. He had no confidence at all in the treatment, but came to see me to please his friends, especially his wife, who entertained a high opinion of my method of practice. I took out the seton, and permitted it to heal up; giving him alterative syrups, to correct the action of the liver. The machine was applied almost daily, and the Electro-magnetic remedies were administered.

To the surprise and gratification of my patient, notwithstanding his previous unbelief, he soon began to improve; and after a few months' treatment, his headache, dizziness, pain about the heart, palpitation, &c., were entirely removed; and, for the first time in about thirty years, he knew what it was to enjoy the blessing of perfect health.

I have, in another part of this work, spoken of strains and over-exertion as being productive, in many instances, of serious tubercular disease of the organs. Sometimes this is confined to the muscles simply; at other times, however, it involves the internal organs, producing serious disorder. The class of individuals designated by the name of firemen, is one in whom these injurious results of over-exertion are frequently witnessed. I have had many cases of tubercular disease among this description of individuals, and regard their employment as one which is not desirable, either as regards its exhausting labours, or the results flowing as a consequence of them; some of the worst cases of tubercular disease arising from the over-exertion connected with the discharge of their arduous duties.

A few cases of severe tubercular disease, caused by over-exertion, or strains, or injuries, will close this chapter on Tubercular Disease of the Heart.

Tubercular Disease of the Heart, Lungs, Liver, Muscles, (Rheumatism,) Stomach, (Dyspepsia,) and Bowels.

On the 26th of March, 1847, Mr. S., of Albany, a carpenter by trade, called on me to obtain relief from diseases under which he had for years been labouring. About a year before calling upon me, while carrying a log weighing about two hundred pounds, he fell, the fall injuring him considerably. His back appeared to suffer greatly from it; his whole system also became much affected, a variety of unpleasant symptoms occurring. He experienced distressing sensations in his chest and back, also in his stomach and bowels; he suffered from palpitations and hard beating of the heart; food distressed him, producing darting pains in his stomach and side; and he became considerably emaciated. He was also troubled with cough, soreness of the lungs, and headache; and felt rheumatic pains in different parts of his body. At the time he called upon me, he was not able to work much, not more than an hour during the day: he possessed but little strength, and suffered from universal distress.

I administered to him the electro-magnetic remedies, and applied the machine daily. Under this treatment, he improved rapidly; his appetite speedily got better, and his food ceased to distress him. His cough, the soreness of his lungs, the palpitations and hard beating of his heart, also the general soreness, wore off gradually. He finally recovered his appetite; his ability to work returned; his distress vanished, and he got well.

In this connexion, as exhibiting the ill effects resulting from injuries, and the good results of the magnetic treatment made use of for their removal—although not connected with the subject of disease of the heart, which we are mainly considering, but somewhat appropriate, notwithstanding, in this place—I give a case which shows, in a remarkable manner, the power of the machine in effecting recovery from severe injuries.

On the 18th of August, 1845, while Mr. P., of Albany, a carpenter by trade, was engaged in altering a boat which a physician was fitting up for a floating bathing establishment,

the deck suddenly fell, while he was under it, crushing him. His head was bent down nearly as low as his feet; and his back was greatly strained. So very severe were his sufferings, so great his distress, that he did not know that two of his ribs were broken, until nine days after the accident. His agony was so extreme, that he could not sleep at all during the night immediately following the accident. He was attended by two eminent surgeons, who adopted the treatment usually employed in such cases. Some time previous to the occurrence of the injury, I had applied the machine to him once for pain in the side, and with decided relief. Remembering this, he felt anxious, after the accident, to have it applied for the relief of the severe distress under which he was labouring. He asked one of his attending surgeons whether he did not think it would prove of use to him; who made the reply, that a yellow stick would do just as well, if he only thought so. Knowing better, however, he took upon himself the responsibility to send for me. He was unable at this time to move his body, limbs, or fingers: his whole frame, but especially his spine, suffered from excruciating pain. I applied the machine over the spine, under an *extremely moderate power*: he could not bear it very strong. The application, however, gave him some ease, and he slept about an hour the night following.

The next day he was taken to the house of the physician for whom he had been working, who was a Thomsonian in practice, and who, for three weeks or more, sought by various methods, but without success, to relieve him. At the end of this period, July 12th, he was removed to his own house on a bed, incapable still of moving body or limbs; and immediately sent for me. I applied the machine daily. Two days after the first application, he was enabled to move his feet over the side of the bed, and, with the aid of crutches, stood for five minutes on his feet. On the 15th inst. he was able to walk on crutches across the room; on the 23d inst., eleven days after the first application, he went down stairs into the street, and walked on his crutches one hundred and fifty rods; on the 25th, he walked about three-fourths of a mile, with the aid of a crutch and stick. On the 29th, or seventeen days after I commenced the daily use of the machine, he walked two miles, with one stick. His recovery was gradual but sure; and eventually he recovered entirely

from the effects of an injury which threatened, at first, to cripple him for life.

The injurious consequences resulting from strains, are very forcibly exhibited in the case of enlarged heart, with which I close this chapter on enlargement of this organ.

Tubercular Disease of the Heart, Liver, Lungs, Spleen, Kidneys, and Muscles.

Immense Enlargement of the Heart. Disease of the liver, spleen, and kidneys, with rheumatism. Mr. B., merchant, of Albany, aged about thirty-six, came to consult me, July 14, 1848. For some time he had noticed a disproportion between the two sides of his chest; he had suffered also, occasionally, from palpitation, and heavy beating of the heart. For this he consulted his family physician, also two other medical men of eminence: they all agreed in the opinion that the case was one of enlargement of the heart. They advised him to quit business; and told him that he might, with care, live some years, but that he might die any twenty-four hours. He placed himself under the care of one of the professors, who administered medicine, and applied a plaster of cicuta over the region of the heart. The disease, however, seemed to be aggravated by the treatment; the enlargement of the chest rapidly advancing, and the heart becoming more and more tender.

His condition threw him into a state of deep anxiety and discouragement. While in this state of body and mind, and thinking seriously of giving up all business, a friend of his recommended him to me. I found the lungs and kidneys, on examination, slightly tuberculated. The two lobes of the liver were also affected; the left one was considerably enlarged; the spleen also. The heart, however, was *enormously* enlarged; and in addition to this, there was a dropsical state of the pericardium. From the clavicle, (collar-bone,) down to the last rib, and from the breast-bone to the spine, the left side of the chest was uniformly expanded to such a degree as to raise the whole left side considerably above the level of the right side; which was at least one inch lower than the left side; while the left arm was thrown outwardly, two or three inches farther than natural, from the left side.

The cause of this extensive disease of the organs, and of the heart in particular, was, I consider, owing to his strain-

ing himself by lifting enormous weights. Being naturally very strong, he was accustomed to measure his strength with the carmen who worked for him; and often raised up six hundred pounds' weight from the floor, with both hands.

Notwithstanding these unfavourable symptoms, I undertook the management of the case. The affected organs, including the heart, were daily magnetized; and botanic and electro-magnetic remedies were administered, with the design not only of acting upon the tubercular disorder, but also of making an impression on the secretory action of the liver; as well as removing the dropsical accumulation in the pericardium, or covering of the heart. During the first few months of the treatment, the swelling subsided very rapidly; after this, the reduction was accomplished in a more gradual manner. He remained under my treatment for two years or more; at the end of which time he removed from Albany, and entered into business in the city of New York. At the time he left the city, the difference between the two sides of the chest was scarcely apparent. The palpitations and heavy beatings of the heart had long ceased; and his rheumatism had entirely disappeared.

CHAPTER XIX

TUBERCULA OF THE BOWELS.

THIS is an affection which often becomes exceedingly dangerous; in the severer cases of the disorder, constituting what has been called Consumption of the Bowels, and frequently ending fatally. It is, however, as curable a disease, in its earlier stages, as is any other of the various forms of tubercular disorder; and in its more severe forms, cures have been effected through the remedial agencies and processes which Eclecticism, with a wise selection of means, adopts for its removal.

The following cases will serve to show the curability of this disorder.

Tubercular disease of the Bowels, Liver, Lungs, Throat, and Heart.

August 30, 1847, I was visited by J. N., a carriage maker of Albany, aged about twenty-eight, who gave me the following history of his symptoms. He had been attacked, he said, in the fall of 1846, with a severe diarrhœa, which continued for some days, and finally became chronic in its nature. He was treated for this complaint by a number of able physicians, but with no permanent benefit. In the course of the next spring he went through the Hydropathic treatment; and spent some time in testing its power to relieve his disorder at one of the water-cure establishments. He returned at length to Albany, in the summer, unimproved in health. His condition at this time was quite alarming; he felt that he was fast sinking into the grave. So debilitated had he become through the disease, that he had not for nine months had sufficient strength to labour at his business; and had become despairing, with regard to the prospect of ever recovering his health.

In this state of the case he called upon me. On exami-

nation, I discovered tubercular disease of the bowels and liver, which were extensively affected; and in the Lungs and Heart, which were slightly implicated. His throat also was somewhat diseased. I administered the magnetized remedies and magnetized him daily. He improved so much after a few days' treatment, as to be able to resume his business; at which, as I have said before, he had not been able to do anything for nine months previously. He continued under my treatment while he was in Albany, which was for a period of six weeks; at the end of which time he removed from the city. At this time he was nearly well; he continued, however, to use the remedies for some time longer, gaining in health and strength; and finally recovered his health.

Tubercula of the Bowels, Stomach, Liver, and Lungs.

Mr. Thomas C., of Albany, tin-worker by trade, aged about thirty-three, called on me on the ninth of March, 1847, to consult me in relation to a disease of the bowels, or diarrhœa; under which he had laboured for the last fifteen years. From the time of the Cholera season of 1832, he had laboured under the difficulty: occasionally, when the disease became more severe, he would pass blood and matter. He had also been troubled greatly with indigestion, difficulty of breathing, and cough. He had tried many physicians, but their prescriptions seemed to be of no avail. Having heard of the success attendant on my treatment of disease, he had come to me with a hope of obtaining relief from his disorder. On examining him, I found evidence of considerable tubercular disease in the bowels; also in the stomach, liver, and lungs.

I put him at once under thorough treatment for tubercular disease, including the use of the machine; and in a few weeks' time, had the pleasure of knowing that he had entirely recovered from his long standing disorder. I was greatly astonished myself, to find in this case so rapid an improvement: that a disease of fifteen years' standing, and which had resisted the efforts employed by many able men to effect its removal, should, in a very short period of time, be overcome; and with apparently so little effort; affords convincing proofs that the remedies made use of by Eclectics, act in harmony with the vital powers, and are the best which can be employed for the

purpose; removing the disease where Hydropathy, Homœopathy, Allopathy, and Botanopathy, have failed singly to overcome the disorder.

Tubercula of the Bowels and Liver.

• On the 25th of February, 1851, I was called to see Mr. W. of Albany, who was labouring under an attack of bilious fever; this was speedily broken up, and in two or three days' time he was able to attend to his business.

While attending him, he expressed his anxiety in relation to the health of his wife, who had for nearly two years been labouring under a chronic disorder, which was fast wearing away her strength and life. As soon, however, as he began to direct my attention to her situation she interrupted him, and expressed her utter incredulity with reference to the success of any plan of treatment which might be pursued in her case, as she felt assured it would prove useless. She had already gone through a variety of modes of treatment, at the hands of several eminent physicians, without relief from her disorder.

She had suffered from an attack of cholera during the season of 1848; after this she had an attack of dysentery. For this she was calomel and opiumized, with the result of inducing tubercular disease of the bowels; under which she had already been labouring about two years or more at the time when I first saw her. During the whole of this period, she had been passing matter daily, mixed occasionally with blood. Usually she had about four discharges of matter a day; sometimes half a pint of matter in one discharge. Every two or three days, however, she was accustomed (and this had been the case during the whole course of her disease,) to have fresh abscesses break; and on the days when this occurred, she would have as many as twelve or fourteen discharges of matter a day, mixed with blood; the next day having, as I have already stated, about four discharges a day. The effect of this drain upon her constitution was, as might be expected, truly deplorable. Her vital powers were quite feeble; and her bowels so weak that she was incapable of doing any work; she was in fact perfectly useless, and expected always to be so. So irritable were her bowels, that even the weakest preparations of Homœopathic medicine would excite them to such a degree as to produce purging.

The case was one of that character, which promised to reward but poorly, the best directed efforts made for its removal. There was such a loss of energy and vital power in the constitution, as well as in the parts more particularly affected, as forbade apparently all hope of overcoming a disease so serious: the grave seemed to be the only place which could afford relief from her sufferings, and to all appearance, was a point soon to be reached in the onward progress of her disorder.

Through the solicitations of her husband, she was induced to place herself under my care. I administered the remedies usually employed for tubercular disease; employing, also, Botanic and Homœopathic medicines. In the course of a few weeks a gratifying change was perceptible; one which was as pleasing to her husband and friends as it was to her physician. Instead of abscesses breaking every two or three days, these did not discharge oftener than once in two or three weeks; and during the intervals between these successive discharges, no matter was passed from the bowels. The bowels became less and less irritable; and the intervals between the formation of the abscesses with their resulting discharges of matter, of longer and longer duration.

This case was under treatment a little over two years; the mercurial action on the parts, (in consequence of the mercury which had been given her by other physicians,) together with the influence of the atmospheric changes, presenting continually, a strong opposing influence against the treatment which I employed for the removal of her disorder. Nearly every change in the weather, especially in the earlier parts of my attendance on her, gave rise to the formation and discharge of fresh abscesses. She continued steadily to improve, gaining in general power of constitution; the parts affected also increased in vigour.

At the time I left Albany, (having accepted a call to the chair of Theory and Practice, in the Eclectic Medical College of Pennsylvania,) to take up my residence in this city, which was October 13th, 1853; she had during the whole nine months of that year, had but two very slight discharges of matter. Where formerly she had these abscesses every two days, she had, at the time I left, had them only twice in about two hundred and seventy days. With the above exceptions, no matter was discharged from her bowels; the mucus, too, which she was in the habit of passing in the earlier part

of the treatment, disappeared; animation, life, and elasticity of spirits, took the place of the discouragement and gloom which had been caused by her affliction. Her whole constitution had strengthened, too: she could walk for miles, (when I took her in charge she could not walk far from her house,) and carry considerable weight; do her own cooking, house-keeping and ironing; was restored again to usefulness, and felt once more that existence was desirable, and her life not altogether valueless.

CHAPTER XX.

TUBERCULA OF THE STOMACH.

Dyspepsia or Indigestion.

GENERAL REMARKS.

THIS disease is one of extensive prevalence, and depends for its existence upon a variety of causes. Among these, tubercular disease of the stomach constitutes a very common cause; and many cases of this complaint, which are regarded as incurable, or which are not cured under the ordinary methods of treating it; are speedily removed under the action of the remedies which are here recommended for the cure of tubercular disorder.

Another symptom which is regarded by many as constituting in itself a disease, and which is commonly attendant on this disorder; I allude to Constipation of the Bowels, or Costiveness; I will here speak of, inasmuch as its consideration seems most appropriate in this connexion. This symptom, which is the subject of so great diversity in practice, is one which is usually easy of removal.

In but *very few cases* have I, during a few years past, failed to remove this troublesome symptom; succeeding in breaking it up in some instances, where the individual has not been in the habit of having a motion through the bowels, oftener than once in from eight to fourteen days. The application of the machine, and the administration of the compound Chloride of Gold preparation, in connexion with Hepar Sul., Podophylline, and Plumbum, where tubercular disease of the digestive organs is present; and the machine with the use of the remedies just mentioned, with the exception of the above preparation of the Chloride of Gold and Soda, where no tubercular difficulty exists, usually break up all these cases with but little difficulty. With these few remarks, I shall describe some cases of dyspepsia, which were treated Eclectically.

*Tubercular Disease of the Stomach, (Dyspepsia,) Heart,
Liver, Lungs, and Kidneys.*

Mr. G., aged thirty-three, a worker in brass and iron, called on me in January, 1848, for relief. For many years he had suffered from disease, and could never eat food without being obliged to spit it up. He had for a long time been affected with palpitations, and hard, heavy beating of the heart; also with cough, pain in the breast, side, and stomach; was greatly debilitated; at times he felt exceedingly weak and drowsy. He suffered greatly also from dizziness and heaviness of the head; and from severe pain in the kidneys. He had resorted to various modes of treatment for relief, but without any benefit; and he had, he said, been under the care of most of the physicians in Albany.

An examination of his case showed great tenderness of the heart, lungs, liver, stomach, and kidneys. Under the treatment which I adopted, and which consisted of the frequent application of the machine over the affected organs, in connexion with the use of remedies drawn from the botanic and electro-magnepathic systems of practice, he was, in the course of a few months, relieved of all his distressing symptoms; recovering health, to which for many years he had been an entire stranger.

*Tubercular Disease of the Stomach, (Dyspepsia,) Bowels,
and other Organs, including the Muscles and Brain.*

Mr. G., of Albany, aged about twenty-one, had been unwell for a number of years. He had suffered especially from dyspeptic symptoms, and from difficulty in his bowels. He had been treated by many physicians, with but little improvement in his disorder. He called on me, July 11, 1853. On examination, I found tenderness of all the organs, especially of the stomach and bowels. He was unable to take much food; even the plainest kinds of food distressed him; and if he went beyond a certain moderate point in eating, he would feel great irritation and distress in his stomach; his head would become excited; headache, confusion of mind, twitching of the eyes, heat of the stomach, extreme nervousness, and great debility occurring. Labour, even of the most moderate kind, seemed to excite his system generally, so that he could engage in no business; his bowels were costive. He

could not read; the act of reading excited his brain, throwing this organ very speedily out of equilibrium. His condition was one of great misery, and he regarded his case as almost hopeless.

In consequence of my removal from A. to this city, I was obliged, about three months after I commenced treating him, to suspend the treatment; not, however, until a great and pleasing change had been wrought in his symptoms. His bowels had become more regular; food agreed better with him; his nervous system had regained strength and tone; he was able to work; could read much better and bade fair ultimately to regain his strength and vigour.

In this case, the nervous system was greatly affected, in consequence of the diseased condition of his digestive organs. The cerebellum (lesser brain) as well as the cerebrum (larger brain,) were apparently considerably irritated by the affection of the stomach; this state of the cerebrum causing his confusion of thought, inability to read, or do any thing requiring much mental effort; while his want of power to work, and the disordered state of his muscular system generally, indicated an affection of the cerebellum also.

Tubercula of the Stomach, Liver, and Lungs. Dyspepsia, of about thirty years' standing, accompanied with Obstinate Costiveness, of about the same duration.

The following case, that of James Brown, author of the Rational System of English Grammar, I will here introduce. It affords an instance of very long, protracted dyspepsia, also of costiveness, broken up by the treatment recommended in this work for the cure of Tubercula.

Philadelphia, Feb. 20, 1855.

JOHN FONDEY, M. D.:

Dear Sir,—I have so long been an invalid, and my life has been rendered so wretched, in consequence of dyspepsia, that the statement which I herewith transmit, of my experience, connected with this disease, and of the relief obtained through the action of the plan of treatment which you adopt for the cure of Tubercular disease, will not, I believe, prove unacceptable to you, as a record of your success; but conduce also to the benefit of multitudes, by pointing out to them a way of deliverance from the horrors of that distressing dis-

case, which, for so many years, bound me in chains, which were destined, apparently, never to be broken.

It has pleased our common Parent to allow me to live fifty-eight years; and for nearly thirty of them, I have been afflicted with dyspepsia. My tongue was perpetually covered with a heavy fur, and my bowels were greatly constipated. I did not have a movement through them oftener than once in three or four days, and then it would assume the form of a diarrhoea. After eating my meals, (and this has been the case with every meal during the long period of about thirty years,) I suffered from a dull, heavy pain in my stomach; and this was so distressing, that I used to dread eating. Other symptoms also occurred, as a consequence of this disorder; which affected my spirits and energies in a manner extremely unpleasant to me, and rendered me often quite unhappy.

For the relief of the symptoms connected with this distressing disease, I have resorted to a number of eminent physicians in the different schools of practice; in the majority of instances, without any relief whatever; in others, with an improvement in some symptoms, which were not very important in their character. The burden of the complaint was still unremoved; all the above mentioned symptoms continued unmitigated and unrestrained, until, providentially, I was directed to you for relief. I called on you, August 5, 1854. You examined me, and found tubercular disease existing in the stomach, liver, and lungs.

The treatment which you adopted produced an almost immediate effect upon my disorder. Your skill as an eclectic, in about three weeks' time, removed the constipation of the bowels, and the fur on my tongue; which the old school and other physicians had tried in vain to obviate. The muscles of the abdomen, which, at the time of my coming to you, were so hard, rigid, and unyielding, as apparently to be uninfluenced by the strongest power of the machine; no contractile movement seemingly taking place in them while you were operating; after a few weeks' treatment, became quite soft, and contracted energetically under the influence of the electro-magnetic fluid. The change was one of a marked and remarkable character.

I continued under pretty active treatment for four or five months, constantly improving during this period; all of my

severe symptoms disappearing at an early stage of the treatment. My bowels became regular, and the pain experienced in my stomach after eating, left me about three weeks after first commencing the use of your remedies. Indeed, I have been constantly improving since I placed myself under your treatment; which I can ascribe to nothing but your superior skill in the art of healing.

With profound respect, and great friendship, I subscribe myself your humble servant,

JAMES BROWN.

No. 15 South Tenth street, Philadelphia.

CHAPTER XXI.

TUBERCULA OF THE KIDNEYS.

THIS constitutes another of the forms in which tubercular disorder manifests itself; and is an affection which readily yields to proper medical treatment, where the kidneys have not lost, in too great a degree, their vital energy, or where the vital power of the system generally, is not too much impaired. We have already noticed this complaint more or less while describing tubercular disease in other organs; we will here give one or two cases which will serve to show the general curability of this disorder.

Tubercular disease of the Kidneys.

I was visited in Albany, on the 9th of March, 1848, by Capt. Francis A., who applied to me for relief from an affection of the kidneys, under which he had for some time been labouring. Seven months previous to calling on me, after working very hard, he had been attacked with pain in the region of the kidneys and the hips, and weakness in the back; this feeling of weakness, as he described it, worked down at last into his hips and knees; and was accompanied with a feeling of deadness about the hips, and coldness in the legs. He had not been able to do any work during this time, nor was he able to bend his body. He had been under the care of eminent physicians, but had derived no benefit from their treatment; on the contrary, he had been getting worse and worse, and despaired of ever getting well.

I applied the machine over the region of the kidneys and hips, also, to the legs; and gave him magnetic medicines, which in two days restored the warmth of his limbs, and diminished the pains in his back, so that he could stoop over without distress. By the faithful use of the above means, which were employed for a few weeks, his disease was at length completely broken up, and he was enabled to resume his accustomed labours.

Tubercula of the Kidneys, Liver, Throat, Palate, and Lungs.

On the 9th of August, 1847, I was visited by Mr. B., of Albany, aged about twenty-five years, who gave me a brief description of a disease under which he had been labouring since the spring of the same year. He stated that he had been troubled with cough and irritation about the throat, weakness, and an occasional pain in his side, which at times was very severe; so much so as to cause sickness at the stomach, vomiting, and other unpleasant symptoms. He applied to several eminent physicians for relief. In connexion with other treatment, they recommended the application of Tartar Emetic Ointment, to produce sores or pustules, by which the inward distress might be counteracted when it came on. They informed him that the pain originated in a disease of the kidneys, which could not be permanently cured; but that by the use of the ointment he might live so as to be tolerably comfortable. After following their prescriptions for some few months, he came to the conclusion that as the sores were quite as painful as the original disease, and as they afforded no prospect of giving permanent relief, he would follow the advice of his friends, and consult with me in relation to his case.

I found tenderness of the kidneys, liver, and lungs; also enlargement of the uvula, (projection from the soft palate,) and tonsils; and placed him under thorough treatment; employing the machine almost daily, besides using the Electro-magnetic remedies; and such articles drawn from the Botanic and Homœopathic systems of practice, as were calculated to act upon his disorder. He had a slight attack of the pain about three weeks after placing himself under my care; after which he had but little pain during the time he was under treatment, which was about eight months in all. - The cough and irritation of the throat disappeared under the use of the remedies, and after cutting off a piece of the enlarged and projecting uvula; the weakness in his side gradually disappeared, and a permanent cure was effected.

Under the action of the remedies employed, quite a long and apparently flat stone was driven down into the urethra, (or passage for the urine,) so that a portion of it projected beyond the extremity of the passage. The stone was rather

soft, and he broke off the greater portion of that which projected, before he came to me to get rid of the remainder. I found that there was quite a large-sized piece of the stone still remaining in the urethra; so large that it was utterly impossible to extract it while it possessed its original dimensions. I was thinking seriously of enlarging the opening of the canal by making an incision, when the thought occurred to me that the trocar and cannula, which are employed in tapping, might aid me in extricating it. I took the instrument, drew back the trocar, so as to bring its cutting edge within the cavity of the cannula, and passed the latter into the urethra, so as to cause it to rest upon the stone; then pushed the trocar forward until it came in contact with the calculus, (stone) and making a rotary motion with the former, succeeded in drilling the stone, so as to cut it up in small pieces, thereby allowing it to come away with the urine without any difficulty.

Whether such an operation as the one just mentioned was ever practised in the same case, and with the same instruments, I know not: the mode adopted, however, answered all the purpose for which a more scientific surgical apparatus could have been invented.

CHAPTER XXII.

TUBERCULA OF THE MUSCLES AND JOINTS.

White-swelling of the Joints and Limbs.

THIS disease is one which deserves the most earnest and profound attention of the physician as well as the surgeon; inasmuch as it usually falls first under the care and notice of the former; to be consigned, after a period of experimentation, longer or shorter in duration, to the care of the latter; who, after carrying the patient through a course of treatment, of sufficiently long continuance to satisfy his own mind that he too will fail in overcoming the disorder, resorts to excision of the diseased joints or limbs; the case sometimes terminating in a restoration to a state of health not altogether perfect; but more frequently resulting in prostration of the vital powers, followed by death.

The views commonly entertained in relation to this disorder, have unfortunately been such as to lead to the adoption of an incorrect and injurious system of practice; which has often served to render a simple case incurable, which might have been cured under a better and more rational plan of treatment. The mistake has been, that the disease has been regarded and treated too much as one of inflammation simply; and depleting processes have been resorted to, with the design of overcoming that high state of action; which have only served in the majority of cases to aggravate the disorder. But in what does the disease truly consist? The seat of it is in the absorbent vessels and glands of the muscles in particular, but involving in its onward march, even the more solid bony texture. The nature of tubercular disease is essentially that of debility; it consequently is neither wise nor philosophical to employ processes of treatment for the cure of disease of this description which are reducing in their character; serving as they do, not only to debilitate still more the affected parts, but by lessening their vital power and energy,

diminishing their ability to rid themselves of the disorders which affect them.

The course to be pursued in the treatment of white-swelling, is, to strengthen the magnetic organization of the diseased absorbent glands of the part, and reduce the tuberculations which cripple and irritate it. For this purpose, experience fully and amply demonstrates the fact, that the course recommended in the present volume is one, which has, in multitudes of instances, effected these desirable results; and accomplished cures which have thrown far in the shade the achievements of the surgeon, who may have shown singular skill in removing the limb of many a diseased one, (who may not, however, have long survived the loss of the excised member,) but who could not *save* the limb which the less pretending physician, by a proper selection and application of remedial agencies, would, in all probability, have succeeded in restoring to a healthy condition; thus fitting it to perform again the duties for which it was originally designed. That these remarks are not uncalled for, nor unjust, will appear during the description of one or more of the cases with which I shall illustrate the history of this description of tubercular disorder.

Similar remarks have been made by surgeons of the greatest celebrity in their own special sphere of professional effort. Again and again, have I heard the gentlemanly and accomplished Gibson, while listening to his lectures on Surgery, in the University of Pennsylvania, my own Alma Mater, express himself in strong and decided language against the rash and uncalled for operations of ardent aspirants for surgical fame; and utter the remark, that, while the work of removing a limb was no indication of great ability as a surgeon, being nothing more than a butcher could accomplish; he, on the contrary, justly merited that character, who could, through the skilful application of the resources of his art, arrest the progress of the disease, and save the limb, perhaps the life of the patient; both of which, in the hands of him who performs his operations by the watch, and seeks to accomplish the removal of a limb in as short a time as possible, stood a chance of being sacrificed by those who were ambitious for distinction as quick operators, and who did not realize that the salvation of a limb called for a higher degree of professional skill, than was required to effect its excision from the body.

Tubercula of the Muscles, accompanied with effusion into the cavity of the Joints.

In the year 1854, Mr. G. W., a carpenter by trade, called upon me. He was a young man of fine personal appearance, in whom a disease of the joints and muscles had for some years existed. The toe, ankle, and knee joints, were much affected in consequence of rheumatism; the muscles of the lower extremities were generally stiffened; while the joints themselves in these lower portions of the body were considerably swelled, especially the knees, which were greatly enlarged. The parts were quite tender, especially on applying the machine. The swelling was soft and elastic on each side of the patella or knee-pan, causing a perceptible fluctuation on being touched with the fingers. It was with extreme difficulty that he could walk, so very stiff was he.

I used the machine on him pretty regularly for some few months, and administered the Electro-magnetic remedies. Under this treatment he gradually improved, and finally recovered the use of his limbs, with a removal, also, of the rheumatic and dropsical affections.

White-swelling of the Knee, Hip-joint, and Thigh, Curvature of the Spine, also, Tuberculated Lungs.

In 1847, I treated a severe case of this disorder. It occurred in a little girl who, in 1844, after an attack of scarlet fever, took cold, which caused white-swelling in both knees, both of which were considerably bent and painful; along with this there was considerable loss of power in both legs.

This was followed by the appearance of a large white-swelling below the hip-joint, on the right side of the body; extending along the side and front of the thigh; accompanied with great pain, and a shortening of the limb. The spine, also, in the region of the lumbar vertebræ became considerably curved; and so painful was her condition of body, as to prevent her from lying in bed for two years. She was obliged to sit up in a chair provided with wings and a front piece. In this she sat and slept day and night, for two years. Her lungs were a good deal affected; she had severe cough; and was quite thin and feeble. Her sufferings during this period, were extremely great; and no one expected that she

would ever get well. All hope of ever seeing her well or walking, had for a long time been given up. She had been under the treatment of a number of Allopathic physicians previous to this, who had failed to afford her any relief.

In February, 1837, I commenced the treatment of her case. I applied a large bitumen plaster over the thigh, magnetized her daily, and administered the magnetic medicines—the compound preparation of gold and soda. The case was one of experiment on the part of the parents, for they were incredulous as to her ever getting better. In a short time, however, she began to improve; the swelling on the thigh discharged, pouring out at one time a quart or more of matter; and continuing to discharge for about three months. The swelling in the knee-joints, as well as the deformity existing there, soon passed away; the curvature in the spine was removed, and she was able to walk on crutches. The limb gradually improved in strength, and lengthened considerably. Her cough also disappeared; and she got to be quite a healthy child.

The cure of this case was regarded by her parents and others as being almost miraculous; but in the light of the history which we have given of the nature of tubercular disease, and the action of the remedies which we recommend for its removal, the improvement which took place is easily susceptible of explanation.

Tubercula of the Hip, and Affection of the Spine.

I was called, Nov. 26, 1852, to visit a young lady, Miss O. C., of Albany, aged about twenty-one, who had been for some months ailing with an affection of the hip and spine. Three years previously, her parents had lost a very fine boy, with the same complaint; a circumstance which discouraged them as to the prospect of the recovery of this daughter. She had, some time before this, fallen down a long flight of stairs, and injured her back; which became, throughout its whole length, quite numb, and had continued so for some months before I saw her. Along with this, she suffered greatly from distress all around the hip, and from pain in the knee. Besides these symptoms, she had ulcers discharging in the groins. She was not able to sit up; was quite emaciated; and suffered greatly from the disorder.

Under the action of the magnetic remedies, and the plas-

ter which I applied over the spine and hip, the disease rapidly yielded; the numbness passed away in less than a week; the sores in the groin dried up; her general health improved; and in the course of a few weeks, she was able to go out and take a long walk. The disease did not return.

Tubercula of the Muscles of the Spine, (Curvature,) of the Right Knee, and Left Thigh—also of the Right Knee, and Left Hip Joints. Tubercular Disease, also, of the Organs generally.

I was called, Jan. 4, 1854, to visit Robert B., of Philadelphia, aged seven years, who was affected with white swelling of the right knee and left hip joint; also with white swelling of the muscles around the right knee and on the left thigh. About three years ago, he began to limp; the right knee appeared to be a little larger than the left; but did not seem to be painful. He was treated for this for nine months by a physician; took syrups, and applied plasters and splints. Another physician then took charge of him, and used stimulating applications to the knee, and kept him in bed. The knee, however, under this process, contracted and drew up faster than before. In this state the knee continued for two years, but without pain: he was then sent to school, and while there, was seized one day with great pain in the *left knee*, and had to be carried home. His physician pronounced this to be inflammatory rheumatism, and employed various external and internal preparations. Two months after this, his left hip swelled, and became painful; for this he was leeches over the part. He was afterwards attacked with measles and erysipelas; and his lower extremities and hands, also his face, became dropsical.

About a year ago, a discharge of matter from the parts surrounding the left hip joint took place, which, at the date of my visit, still continued. Soon after this, a discharge from the right knee also took place, which has continued at intervals to this date, from three different places; the discharge at the hip issues from one point. He has suffered greatly from distress in the left hip joint. For six months, he could not lie down; he suffers more or less from pain in the knee also, before each discharge of matter takes place. His aspect is unhealthy; his countenance sallow, and he is feeble; cannot stand up, but crawls along the floor.

The right leg is bent nearly at right angles with the thigh; there is quite a depression on the front surface of the lower part of the thigh bone, at the point which constitutes the kneecap. There is some pain on pressure at the side of the holes in the knee; some fluctuation on pressure at the outer and inner sides of the patella, (small moveable bone in the kneecap;) the muscles around the left hip joint, and parts around the fistulous opening, are quite tender on pressure, and puffy. There is also a right lateral (side) curvature of the five lower dorsal, and all the lumbar vertebræ; the muscles on the right side of the curve are swelled, and tender on pressure. The lower limbs are somewhat, but not greatly wasted.

On examining his neck, I found the cervical glands, especially those on the right side of the neck, tuberculated; and all of the spinal ganglions tender on making pressure. Diagnosis—Tubercular disease of all the organs and muscles; white swelling of the right knee, and left hip joint and thigh, and curvature of the spine.

I prescribed the tubercular pills; with tannin, iron, podo., and hep., as tonics and alteratives; also magnetized the parts frequently, and applied the bitumen plaster over the spine, from the middle of the spine to the very extreme point of the column. An abscess discharged from the hip, around the joint, on the 26th of February, and ran freely; the bitumen plaster was applied over it. During the month of April, matter kept discharging from two sores which formed on the front of the left thigh. A compound alterative syrup of sars., guiac., yellow dock, smartweed, and prickly-ash, was at this time directed by me to be given four times a day, in connexion with the other medicines.

Under this treatment, constantly kept up—the machine being used about three times a week—he steadily improved; his appearance and general health indicated a favourable change in his system; his strength increased; and the sore in the knee healed up, and continued closed. The knee became more flexible, the angle assuming a more obtuse character; the pain in the muscles, and parts surrounding the knee and hip joints, diminished greatly; so that, with the diminished pain, increased strength, and greater freedom of motion, he was, in a few months' time, able to walk on crutches—articles which he has made use of up to the present time.

The sores on the front part of the thigh are, at this date, (Feb. 17, 1855,) healed up entirely; the hole over the hip joint still remaining open, discharges a very trifling quantity of matter: the right knee is assuming a more natural look, losing that appearance of flatness which it exhibited when first noticed by me, and is becoming quite prominent and more natural in appearance; the curvature has disappeared; his general health seems to be quite good; and he has been but very little affected by the changes of the past winter, and bids fair eventually to make still further improvement. The case is still under treatment.

Tubercula of the Muscles of the Thigh, and parts contiguous to the Hip Joint—with Acute Tubercula of the Liver, and other Organs.

This case gives us an example of hip disease in its forming stage, and is one not devoid of interest. Sept. 8th, 1848, I was called to visit Mr. W., of Albany, aged about nineteen, who had been under treatment by an eminent medical man, for bilious fever. The case, however, seemed to linger on, from some cause or other; and symptoms threatening the occurrence of hip disease manifested themselves. There was still more or less fever, and the whole hip was extremely tender; so much so, that he could not bear to stand upon his feet. He had been fed, as is usually the case under the common mode of treatment, with more or less of calomel; and between the action of this poison, and that of the bilious attack, these unfavourable symptoms had manifested themselves. His physician could not overcome these symptoms, and I was called in to examine the case.

I found, in the liver especially, but also in the other organs, acute tubercular disease; also tubercular disease in the muscles of the thigh, and the parts around the hip joint. The great exciting cause of the general tubercular irritation was located in the digestive organs, the liver especially, which was very tender; and which, by its irritation, kept all the rest of the body in the same state of excitement.

I employed a combination of botanic and electro-magnetic medicines; corrected the action of the liver, and applied the machine daily. He was under treatment about three months. He improved steadily, and at the end of the period above mentioned, all those symptoms which threatened such serious

consequences were dissipated. Had this gentleman continued under the treatment to which he at first submitted, he would in all probability, supposing that the disease of his lungs, liver, &c., had not carried him off, have carried with him, through life, in the shape of a confirmed hip disease, evidence of the previous mercurializing process to which he had been subjected.

Chronic Tubercula of the Hip Joint and Thigh—White Swelling of the Right Hip-Joint and Thigh.

I was consulted, on the 24th of Dec., 1848, by P. O., of Albany, for the relief of the complaints above mentioned. About two years before this, after drawing a load of wood on a small sleigh for a distance of about five miles, he felt, the same day, a lameness in his right hip, which never from that hour left him. He soon experienced pain in the knee joint, and the right limb shortened. He consulted various physicians, who, among other things, blistered him over the hip and knee. The thigh soon swelled, became very painful, and after poulticing it, a discharge of matter took place.

He was now, at the time of calling on me, in a very bad condition: the limb was shortened several inches; the heel being at a considerable distance from the ground; there was great soreness about the hip-joint and thigh. He complained much, also, of pain in the knee; the thigh was still considerably swollen and discharging in several places. Two issues which had been formed by his physicians, were still discharging over the hip-joint; the thigh was drawn upwards; and his lameness great. He looked pale and wan, and was obliged to go with a crutch and cane. The poor little fellow won the sympathy and compassion of the public, by the exhibition of infirmity and distress, which his whole appearance so clearly and strikingly manifested.

I permitted the issues to dry up; administered the Magnetized medicines; and applied the machine almost daily. Under the use of these means he improved rapidly. His pain subsided, and his general health improved. The sores on his thigh continued to run for some months, but finally healed up; the thigh regained its natural fulness and colour; the pains in the knee and hip-joint disappeared, and the motions of the limb became freer. The limb also, lengthened out greatly, so that he was obliged twice in a short space of

time, to have his crutch made longer. At the time I last saw him, which is now several years since, the heel of the affected limb was nearly on a level with that of the other leg.

Tubercula of the Left Knee and Lungs.

This case was one of a very interesting description, occurring in a Quaker, aged about forty, and who, having written me a history of his disease, has given me permission, as will be seen, to spread the same widely before others: the letter, too, is one of so unique a character, but serves so well to exhibit the simple heartedness, and nobly generous, and grateful feelings of the man, that I present it the more cheerfully to the public; inasmuch as it not only does justice to the treatment which I pursued in his case, and which is recommended also in this work, but shows *him* to have been grateful (which all, unfortunately, are not apt to be,) for the benefit conferred upon him.

Corning, September 12, 1848.

BELoved FRIEND, DR. JOHN FONDEY:—

I now intend to give thee a true history of my case; and if I do not use words sufficient to express the case in its true light, I wish thee, my friend, Dr. John Fonday, to use such words as will fully express my case; for it is my sincere desire to render honour where honour is due. The Magnetic remedies, by thy recommending, and by thy benevolence in helping me get them, have been peculiarly blessed to me; that is, it seems to me, that the hand of God, our Creator and preserver, was in it all.

And now to my case. It was called a white swelling, and it was in the left knee. When I called on Dr. John Fonday, of Albany, in the summer of 1847, I had been afflicted with the swelling *for eight or nine years*. I had no use of my limb; it was withered and *drawn up nearly at right angles*. For nearly nine years I could not walk, except with crutch and cane; and I am clearly satisfied that I never should have walked in any other way, except I had been aided by my excellent and benevolent friend, Dr. Fonday.

I feel to praise God, for I believe God by his Spirit, directed me to my friend Dr. Fonday, of Albany. The remedies which thee prescribed have been of great use to me and

my family; and I feel truly grateful to Dr. Fondey for the kindness which he showed me. I had consulted a large number of eminent physicians in various parts of the country; the Allopathic, Homœopathic, Botanic, &c.; also, used various medicines hawked about the country, recommended for such diseases; all without any help, *except to help to keep me poor.*

The physicians who attended me recommended me to have my limbs amputated, and the great surgeon of ———, Dr. ———, after having failed to produce that effect upon my knee which he thought perhaps might be done, came to the conclusion to amputate. But thanks and living praises be ascribed to God, and my kind friend Dr. John Fondey, that I was saved from such an evil: by my *good* friend Dr. Fondey's aiding me in getting a remedy that cured the white swelling in my knee, and *straightened out my crooked limb*; put new life into the withered muscles; and my once withered limb is now nearly as large and strong as the other. And the reason why I have not answered thy excellent letter of the seventh of last mo., is, merely, because I have been so much engaged *in work for the farmers.* I have worked in wheat harvest; also, hay and oat harvest; and have worked without crutch or cane.

I give thee full liberty to publish the above. Now, my beloved, thou art free to send this into the world in any form thou thinks best; that is, use any form of language which will give the most force to the ideas above, and before written.

“With unfeigned respect,
J. N. E.”

The improvement in this instance commenced in about a month or two after he began using the remedies and applying the machine. This case shows in a striking manner the success of the treatment recommended in this work for the cure of tubercular disease.

As will be seen, this patient would speedily have been deprived of a limb had he not first consulted me. Many such limbs are cut off which might have been saved under a proper course of treatment. The case was one which should convince every individual, that amputation should never be resorted to, unless a faithful trial has been made of the

Eclectic treatment in such cases; many often recovering from these diseases, where apparently no other course but the cutting off of the diseased member seemed to present itself. As this individual's lungs were tubercularly diseased, he would, in all probability, like many others, have died of consumption after the operation; the disease of the lungs was also cured along with the affection of the knee.

CHAPTER XXIII.

TUBERCULA OF THE SPINE.

Curvature of the Spine.

GENERAL REMARKS.

THIS disease in its simple form consists of tubercula of the muscles connected with the spine; the bones of the spine, and its intervertebral cartilages, being also involved in it, in the severer forms of the disorder. The shape of the spine is in these cases altered; the spine being drawn out of its natural position in consequence of the diseased state of the muscles which are connected with it; the curvature being either anterior or forwards; posterior or backwards; or lateral, to the side. The lateral curve may be double, a curve forming on one side of the spine, and afterwards another curve forming on the other side. Pure cases of lateral curvature are not often connected with disease of the bones of the spine; but are dependent upon a debilitated or paralyzed condition of the muscles on one side of the spine, whilst those on the other side are in a tuberculated condition.

It may be readily conceived, that if the action of the muscles on one side of the spine is increased through tubercular irritation, the effect will be to draw the spine towards the tuberculated side; or if the muscles on one side should, from some cause or other, become weak, the action of those which are stronger, and yet not tuberculated, on the opposite side remaining the same, as regards power, the result would be the same: the stronger set of muscles, whether tuberculated or not, drawing the spine to which they are attached, in the direction of their own line of action. Puffy or elastic white-swelling is, in many cases, found over the muscles which are tuberculated; rendering them, in some cases, quite prominent. Usually, though not always, considerable pain is experienced in the affected parts and muscles.

Various methods have been devised to overcome curvature; the most of which, however, are evidently calculated to pro-

duce evil results, and evil results only. The disease being tubercular, and tubercular disease being one whose essential condition is that of debility; it is evident that any treatment which is debilitating, must be injurious in its operation; tending only to aggravate the disorder. Among these methods of treatment, we may mention applications to the spine and muscles which produce discharges of matter, or blood; and internal remedies which debilitate the system generally, and the parts affected in this disease in particular; long seasons of rest in the recumbent position, which weaken the system, and muscles of the spine; also, bandages; supporters, &c.; both of which, (long rest and mechanical support,) weaken the spine, by allowing the muscles to waste away through disuse, and allowing artificial contrivances to render that support which the muscles themselves should afford. The process, too, of attempting the removal of this disease, by placing the patient in machines which are intended to stretch the spine, and in this way overcome the disorder, is one unphilosophical and injurious; irritating still more the already irritable muscles, and aggravating the disease.

The causes of this disease are various; but whatever tends to weaken the system, produce rheumatism, or injure the strength of the spinal muscles, will give rise to the complaint. By many, mere position has been supposed to have great influence in its production; and schools, in which scholars are obliged to remain seated for hours, have been considered as peculiarly favouring its occurrence.

This of course has some influence by rendering the muscles weak, through want of exercise; but in many cases it is more justly chargeable to those habits of *self-pollution* which males and females form at such places. In females, even where no such cause can be assigned for its origin, derangements of the womb, manifested by disturbance of the monthly secretory action, very frequently give rise to the complaint; and need to be corrected if we would expect to overcome the spinal deformity. I shall not, however, attempt in this work, to consider this subject fully, but shall simply say enough to render the treatment recommended in this work intelligible; and show its adaptation to the removal, where practicable, of this disorder.

The disease, being one of debility, requires, of course, the application of such means as are calculated to overcome this

condition. The machine is a powerful agent when judiciously employed to aid us in accomplishing this result. Remedies, also, are to be directed to overcome all internal derangements of the system; and in the case of females, the functions of the womb are to be brought into a state of healthy activity, if they are disordered.

We are to seek, in treating this disease, to remove the tuberculations from the diseased muscles, and to strengthen up those which are paralyzed. When this is accomplished, the muscles on the one side of the spine will of course possess no more power than those of the opposite side; consequently the spine will regain its original central position. The theory, as will be observed, is a very simple one; the means to carry it out into practical effect, are just as simple; and they are efficacious.

We do not intend to hold out the idea that all cases of curvature of the spine will be cured; the length of time during which the disease has continued; the original strength or weakness of the muscular organization; and the condition of the constitution, as also that of internal organs, will affect materially the question of the curability of the case.

In applying the buttons, in case of curvature, if this be anterior or posterior, (forward or backward,) we apply the weakest force to the spinal ganglions of the neck, and move the strongest downwards, repeatedly, on each side of the affected part of the spine; afterwards placing them opposite to each other, over the curved points. If the case be one of lateral curvature, (to one side,) we pass the strongest button downwards over the outer side of the curve, placing the weakest at a central point on the inside of the curve; afterwards placing the strongest button on the tuberculated or swelled muscles, and passing the weakest over the paralyzed muscles which lie on the inner side of the curve. The strength of the application is to be determined by the susceptibility of the patient, and the degree of tenderness in the parts which are affected; usually, however, commencing the application with a very moderate power of the machine, and gradually increasing the power until it reaches the height which the patient can well bear; but not putting on much power, where the parts are quite irritable, until a number of separate applications have been made; so as to allow the irritation to subside before attempting to excite that contractile

action of the diseased muscles, which would only be uselessly and prematurely excited, if called into activity while the tubercular disease was existing to any great extent in them. The magnetic or bitumen plaster will, in many of these cases, prove useful.

After the tubercular difficulty in the muscles has been overcome, a judicious exercise of the muscles of the body, those of the spine in particular, will be useful; the weak muscles will thereby become strengthened and developed, and the spinal muscles the sooner gain that degree of strength which is necessary to restore the balance of muscular power; and thus bring the spine, and keep it, when thus brought, in proper position.

To aid in accomplishing this desirable result, a course of calisthenic exercises, judiciously carried out—one suited to the condition of the enfeebled muscles, and the strength of the patient's constitution—will prove very useful to the invalid, and will aid greatly in overcoming this disease. This system of physical instruction, which aims at calling into healthy exercise all the muscles of the body, is being adopted in the various schools of this country; and in this city it is carried out in the Seminary of which Miss Elizabeth Philips and Mrs. Hall are Principals. This institution is located in Vine street, No. 677, near Logan square, and is of a superior class. Miss Philips is a graduate of the Mount Holyoke Female Seminary, and is well fitted to occupy the position which she so admirably fills. The calisthenic course which constitutes a part of the plan of education pursued in her institution, forms a very useful and pleasing one; one not only calculated to develop and strengthen the muscles of the body, but which, in the performance, is rendered so attractive, as to constitute a source of enjoyment to the pupil.

The advantages of such an institution cannot be too highly appreciated by parents, who desire, along with the moral and mental training to which they wish their children to be subjected, to have their physical development also attended to; so that whilst the culture of the higher and nobler faculties of their being is progressing, the physical structure, which is the basis of healthy and vigorous mental and moral effort, may not be overlooked or forgotten.

Such physical exercises would, in many instances, have saved many from deformity, who carry through life the marks

which indicate that nature's laws have been violated; and from which many of them might have been saved, had proper attention been paid to their physical development.

I will present a few cases of this complaint in this chapter.

Posterior Curvature of some of the lower Dorsal, and a few of the Lumbar Vertebrae.

In June, 1845, I was called to see Miss L., aged twenty-two, in whom this disease commenced when about two years old, and was the result of measles or scarlet fever, I do not remember which. The projection of the spine, in consequence of the disease, was so great, that it could be readily seen through her clothes; and was of considerable size, forming quite a hump on her back. She suffered great pain from it, which not only affected the part more immediately concerned in the enlargement, but the broad muscles on the posterior part and sides of the abdomen were quite tender, and, in connexion with the difficulty in the spine itself, caused great distress. I was called upon for the purpose of having me apply the machine to relieve the distress which she experienced; this was so great that she had no ease; it also prevented her from sleeping well at night. The application of the machine to the parts produced great relief; removing the distress from which she had suffered so much; and such was the benefit received, that I determined to follow up the treatment, to see what impression could be made on the curvature itself. Considerable improvement, far greater than she or her friends, or even I myself, had looked for, followed; and so great was the change, that the deformity could no longer be seen outwardly, when her clothes were upon her.

The disease had, however, commenced at so early a period of her life; the curvature had been so great, that even if the anterior parts of the bodies of the affected bones had not been destroyed by caries; they had never, bent backward as the spine was, had an opportunity to *develope the anterior parts of their bodies* sufficiently to allow the spine ever to attain an erect position. Had the disease commenced at a later period of life, when the bodies of the vertebrae had attained their full size, the case would, I am satisfied, have resulted in a perfect restoration of the spine to its proper shape and position.

I will give but one more case of my own, in which a perfect cure was accomplished. It was that of a little girl, aged about eight years, in whom, after scarlet fever, tubercular disease of the muscles of the spine and other parts was developed. The curvature was in the lumbar vertebræ, and was a posterior one; or one which presented backwards. Although this case, in all its aspects, was a very aggravated one—serious tubercular disease existing in the vital as well as other organs; and although she had been given up by friends and physicians as incurable—not only did she get well of these other difficulties, but the curvature of the spine yielded also to the influence of the remedies which were made use of, and recovered its natural shape and appearance.

This case illustrates what I spoke of in another part of this work—the influence which scarlet fever exerts in causing the development of tubercular disease in the system: it also explains the reason why so many die under or after attacks of scarlet fever; tubercular disease being developed by the attack; or where existing previously, being called into full action by the disease.

I have already, when speaking, in Chap. XXII., on the subject of white swelling, given an account of the case of Robert B., in whom also an extensive curvature of the lower dorsal and lumbar vertebræ existed.

Tubercula of the Spine and other Organs. Lateral and Posterior Curvature of the Spine.

C. M., of Philadelphia, aged eight years, a bright, interesting little girl, was placed under my care on the 8th of August, 1854, for the treatment of curvature of the spine. From early childhood, or for the last four or five years, a projection of the tenth dorsal vertebra had been noticed: in fact, from her birth a slight prominence of this bone was observed; but this was not supposed to be a circumstance deserving of any attention. She has also, from early childhood, had a sort of side-swing in her gait. About four years ago, she began to complain occasionally of pain in the stomach; and when any one lifted her up, by placing their hands under her shoulders, she would scream out with pain, which she referred to the stomach: this pain would often continue for an hour or more. About a year ago, her left shoulder began to droop; the right one at length rising con-

siderably higher than the left. A brace, with strong metallic supports in it, was then placed on her body; but she kept getting worse very fast, after this was applied; and she at last leaned so much to the left side, as to appear exceedingly deformed in consequence. At the time she called on me, she was very much curved to the left side.

Her complexion was unhealthy and sallow; her eyelids, lips, and face were puffy; her look was indicative of delicacy of constitution; she was weak; her body large for her age; could not walk well nor far; nor go up stairs with any ease. There is curvature of the lumbar vertebræ to the right side, and considerable prominence of the tenth and adjacent dorsal bones. Pressure on the ganglions indicates tubercular disease of the muscles and other organs.

I had the brace taken off immediately. Such an application is worse than useless; braces weaken still more the already weakened muscles of the spine, by giving them an artificial support, and thus keep them from acting with any freedom. The muscles are kept, comparatively speaking, in a state of disuse, the braces supplying their place; and as the curvature is already the result of a weakened state of the muscles of the spine, the brace, by preventing them from developing their strength by exercise, increases their debility; thus aggravating the disorder.

I magnetized the spinal muscles and sides of the body, almost daily, and administered remedies which were calculated to remove the tubercular disease of the muscles and organs. Under the influence of these means, her general health speedily improved; she lost her unhealthy, sallow look; the puffiness of her face, &c., disappeared; she gained strength; and at this moment, (Feb. 16, 1855,) can walk nearly a mile and a half with ease; *runs* up stairs; the curvature of the lumbar vertebræ has been removed; but there is still considerable posterior curvature of some of the dorsal bones. She is almost erect; having lost nearly the whole of that drooping of the left shoulder, which was so extreme when I first commenced the treatment.

I should have stated, that on her mother's side, she inherited a scrofulous state of the constitution; several of her aunts have died of consumption; and the spine of her mother is deformed also. The improvement, however, in this case has been very great: the case is still under treatment.

I will give one remarkable case of curvature of the spine, which occurred in the experience of Dr. Sherwood. The case is one of great interest, and shows the power which the remedies recommended in this work, for tubercular disease, exert in overcoming deformity, and repairing the ravages effected by this destructive disorder.

Tubercula of the Spine. Distortion of the Spine—Lumbar Abscess—White Swelling, &c.

Master J. S., of Sycamore, Ohio, aged twelve years, was visited by Dr. S., Oct. 24, 1832. He had tubercles on both sides of his neck for six years; and had been in poor health during this time. The spine was distorted, the ninth dorsal vertebra forming an obtuse angle backward; while the remaining dorsal, with all the vertebræ down to the os sacrum, inclined to the right side, so as to form nearly a half circle; which, with the whole left side of the back, was occupied with a large lumbar abscess. The distortion of the spine commenced three years before, with white swelling on the right side of the spine. He had also a swelling on the left thigh, and very great enlargement of the abdomen; the result of enlargement of the mesenteric glands. The lumbar abscess had been discharging serofulous matter about two years, which now amounted to more than half a pint in every twenty-four hours; and he was so much emaciated, as to make his face, chest, and limbs, except the left thigh, appear precisely like a skeleton covered with a thin skin. He had a severe cough, and was expectorating freely; had hectic fever; night-sweats and diarrhœa, with irregular vacillating pain in the chest and stomach; which was much increased by the little food he was able to swallow; and he was now, and had been for the last two months, so feeble, as to be unable to move his head, body, or limbs, excepting only feeble motions of his arms. Three physicians had prescribed for him at different times, without apparent benefit.

The doctor prescribed the magnetic pills and plaster. (This was before the machine was contrived for the cure of these diseases.) His health in a few days began slowly to improve; the quantity of matter discharged from the abscess gradually became less; his cough, expectoration, fever, night-sweats, and diarrhœa gradually disappeared, and his strength improved. In May following, the discharge from the abscess

was reduced to a teaspoonful in twenty-four hours; and the lumbar vertebræ had resumed their natural situation, in a line with the dorsal, and the enlargement of the abdomen had disappeared; and on the first of August he was able to walk.

There was in this case a loss of bony substance in the dorsal vertebræ, by the ulceration, and the matter formed by it passed down along the fascia of the psoas muscle, and through the groin into the upper part of the thigh, and produced the swelling or abscess there. There was also a loss of bony substance, by ulceration, on the left side of all the lumbar vertebræ, and the matter discharged from these produced the lumbar abscess; and these losses of bony substance were the cause of the distortion of the dorsal, and the obliquity of all the lumbar vertebræ. In this case, every difficulty was remedied except the distortion of the ninth dorsal vertebra.

CHAPTER XXIV.

TUBERCULA OF THE NERVES.

*Neuralgia. Tic Douleureux. Sick Headache. Chorea.
Locked Jaw.*

WE have placed these in the same chapter, inasmuch as they are often found in union with each other; and, also, the better to enable us to arrange some cases to the consideration of which, it is hardly necessary to devote separate chapters. They are tubercular in their character; affecting the nerves in a partial manner, or a part of the brain; sometimes the whole brain being so much affected that the patient feels as if he or she would go wild: being accompanied in many instances with vomiting. This last symptom is one of the peculiar characteristics of sick headache; a disease which is apt to affect females, and which is connected with derangement of the uterine functions.

I shall give one or more cases of each of these, which, although they are in some respects essentially the same thing, affecting the nervous system, and producing pain and distress, are found in different localities, and have been designated by different names in consequence.

Neuralgia. Severe Neuralgia, and Sick Headache, with tubercular affection of the Stomach and Liver.

On the 26th of February, 1845, I was requested to examine the case of Mr. S., of Albany, a shoemaker by trade, aged about fifty, who had been suffering for some time from an affection which was quite distressing. He stated that he had for the last five months been affected with Neuralgia; the pain commencing in his hip, and darting down through the thigh and leg, to the foot. The pain was incessant, producing a sensation as if scalding water were running through his legs. He could not work more than an hour a day; the

pain troubled him night and day; nothing relieved him. He had been troubled also with frequent attacks of sick-headache, and had not been well for seven years. I applied the machine along the course of the affected nerve, placing the weakest pole of the magnetic machine on the neck, and afterwards placing it at the upper end of the affected nerve in the hip, and passing the strongest along the path of the nerve. I also administered corrective remedies, which were designed to improve the condition of the stomach and liver. After pursuing this course for a week or so, he was so much relieved as to be able to rest well at night, and work for a longer period during the day. The treatment was kept up for about five or six weeks. His disease was effectually broken up; his headache and neuralgia were both cured; and he enjoyed better health than he had possessed for many years before his neuralgic affection made its appearance. His little boy had been sickly from birth, had palpitations of the heart, and cough. He had long been failing and was thought to be in consumption. The magnetized remedies (chloride of G. and Sod., &c.,) were administered, which effected a cure and he became a healthy child.

Neuralgia, Rheumatism, Disease of the Liver, Varicocoele, (disease of the veins of the Scrotum and Spermatic cord.)

Mr. R., of Albany, a book-keeper by profession, and accustomed to standing a great deal at the desk, had been attacked at various times, generally once or twice a year, with Rheumatism in different parts of the body, which under the common course of treatment, kept him confined to the house for weeks at a time. In October, 1847, he was similarly attacked, the disease now invading the thick muscles behind the hip-joint; accompanied with a painful affection of the nerves of the muscles; involving, also, the sciatic nerve. He had laboured, also, for many years under Varicocoele. On the seventh of October, he consulted me. The preparation of gold was administered; the magnetic plaster was applied over the hip, and the machine was applied almost daily over the liver, hip, and affected veins. The violence of the disorder was soon mitigated, and in the course of a few weeks every symptom of the disease disappeared. He suffered but very little from lameness during this attack, was not confined

to the house at all; and was not kept a day from his business. The disease of the Liver yielded; the Varicocele diminished considerably in size; his constitutional health improved; he became quite hearty, and for several years after he had no return of the complaint.

Tic Douleureux. Painful affection of the Nerves of the Face.

While attending a lady, December 12, 1846, I was requested to examine the case of a friend of hers, who had been labouring constantly for two years, under neuralgia of the face, affecting the nerves under the cheek bone and near the nose. The pain was very severe, at this time becoming so excruciating as to make her almost frantic, and deprive her of sleep. She had tried many prescriptions, but none of them benefited her. I applied the machine to her almost daily, for two weeks; placed a magnetized plaster over the principal seat of the pain, and gave her the magnetic remedies. A few applications mitigated the violence of the disorder, and in a few weeks' time her disease, which had caused so much pain and suffering, was broken up. The weakest button was in this case placed over the nerves in front of the ear, and the strongest applied over the seat of the pain.

Sick Headache.

This disease is, in females, usually connected with a disordered condition of the womb, and requires, besides magnetizing the nerves of the head, the administration of remedies internally, to correct derangements which may exist in the above mentioned organ. The derangements are usually dependent on a tuberculated state of the womb, which excites so much irritation, as to call in play the sympathies of the stomach and brain, causing them also to manifest symptoms indicative of disordered action.

Miss W., of Albany, a single lady, aged forty-four years. came under my care some time in the year 1852, for the relief of sick headache, under which she had laboured for a great many years. Her attacks usually came on once or twice every week, confining her to bed for a day or so after each attack; they were exceedingly distressing. Even when these attacks were absent, she suffered continually in a greater

or less degree, from unpleasant feelings about her head. She was in what is called the turn of life; her bowels were obstinately costive; and she had given up all hope of ever getting rid of her disorder.

I placed her under a corrective course of treatment; gave her Botanic and Homœopathic medicines; broke up her costiveness; and in a few weeks' time she was entirely freed from her disorder, and continued so for a long time after. Her removal to a distant city did not allow me to watch her case, so as to enable me to ascertain whether the improvement was abiding; it was, however, great enough to show that the disease can be relieved under appropriate treatment.

Chorea. St. Vitus's Dance.

The application of Electro-magnetism is useful in this disease, attention being paid to the condition of the womb and other organs.

In a number of cases in which I have employed it, I have found it of great service; the disease readily yielding, in the majority of instances, to the power of the battery. As stated above, however, it will be necessary to remove all causes of irritation, whether located in the womb or elsewhere, the tendency of which, if not obviated, is only to keep up the complaint. To treat this disease successfully, requires, therefore, some degree of judgment and knowledge of the causes which have been productive of this disorder.

Locked Jaw.

The description of this disease does not necessarily belong here, but as it is of a nervous character, and I will only mention one case of this kind, I will consider it in this connexion.

In the summer of 1846, I was requested by a physician of Albany, living nearly opposite to my office, to step over and bring my machine with me. I found there a female whose jaws were firmly closed; they had been so, I believe, for several hours. She had diseased teeth, which were in all probability the exciting cause of the complaint. At the request of the physician, I applied the machine to the jaws for about ten minutes; placing the weakest button over the

plexus of nerves in front of the ear, and the strongest over the muscles of the lower jaw. At the close of the application she was able to open her mouth with ease, and exercise her tongue also, the functions of which, so far as they were connected with speech, had been interfered with by this alarming affection.

CHAPTER XXV.

TUBERCULA OF THE EYES AND APPENDAGES.

Opacity. Scrofulous Abscesses in the Cornea. Inflammation of the Lids and Eye-balls. Dropsy of the Eye. Amaurosis.

THESE diseases will be brought into view in the cases which I shall present, and the energy and power of the remedies which are employed for the cure of tubercular disease generally, will also be made manifest in the results attendant on the treatment of these local individual affections.

Opacity of the Cornea.

Mr. M., of Albany, had laboured under opacity of the cornea of the left eye, ever since he was two years of age. At that time he had an attack of measles, one of the results of which was this condition of the cornea, which, at the time when he came under my care, had continued for a period of about thirty-six years. The opacity covered nearly the whole of the cornea; was extremely dense; of a pearly colour; he could just see at the side of it, for a few feet only, and but indistinctly, objects which might be within that limited range of vision. I was anxious to test the power of the machine in the removal of the deposits contained in the opaque cornea, and obtained his consent to try its efficacy. I had him under treatment for about a week, at the end of which time I found that the opacity was not quite as dense as it was before I commenced the experiment, and he could see a little better. He neglected, however, to follow up the application, and several years passed away before I could get him to resume it. However, I finally succeeded in getting him to commence the treatment again, and followed up the application for a few weeks, at the end of which time the opacity looked somewhat thinner and clearer. He was able, also, with the affected eye, to look up and see the spire on

one of the churches of the city; showing that a considerable impression had been made on the opacity. He was not able, however, to spare the time to continue the use of the battery, and I was reluctantly compelled to suspend the treatment. Had this been kept up for a year, a great change would, in all probability, have been witnessed; as it was, sufficient improvement occurred, to show the power which the magnetic machine exerts in the removal of those opacities which are apt to form, in consequence of the action of a variety of diseases.

Opacity of the Cornea, and Inflammation of the Lids and Conjunctiva.

Miss E., aged about nine years, had, for the last six years, laboured under an affection of the eyes, the result of an attack of scarlet fever, which she had had when about three years of age. The lids occasionally became highly irritated, which aggravated the opacity of the cornea, with which both eyes were affected. The opacity was so great, that she could not, at the distance of three feet, distinguish one individual from another. She had been under the care of various physicians, at different times, without deriving any benefit from their prescriptions. She came under my care in October, 1845. I administered the magnetic remedies in connexion with the use of the magnetic machine. The cure was delayed by various attacks of inflammation of the eyes, the result either of colds or injuries from accidents. With these exceptions, the eyes gradually improved. In the course of about a year she could recognise and distinguish letters on signs at the distance of one hundred feet. The treatment was kept up for about a year and a half, and a cure was finally effected.

Opacity of the Cornea of both Eyes; Inflammation of the Conjunctiva, and Sclerotic coats; Abscesses in the Cornea, &c.

Mrs. P., of A., aged about sixty years, was in youth quite scrofulous, the scars of former scrofulous ulcers were still visible in her neck. She had, however, to all appearance, got over her scrofulous disposition; and for a good many years

had hardly known what it was to be sick. About six or eight months before I was called to see her, she had an attack of bilious fever. She was treated with calomel, &c., which seemed to stir up all her old scrofulous tendencies, and broke her constitution down. The scrofulous disorder at length appeared to locate in her eyes, which became greatly inflamed and diseased. For this she was treated by several physicians, who cupped and salivated her, and applied a variety of remedies to the eyes. No benefit, however, resulted from the treatment, and the disease kept continually growing worse and worse. Satisfied that his mother was deriving no benefit from their treatment, and entertaining a high opinion of the virtues of Electro-magnetism, her son, who had been relieved of a bad affection of the heart, liver, &c., requested me to call and examine her case, and on the 27th June, 1851, I visited her.

Her eyes presented an appearance that was truly deplorable. She could scarcely distinguish objects; the cornea of both eyes was covered over with opacities; there was a small abscess in the substance of the cornea of the left eye; the white portion of the eye-ball looked dark, and was highly injected with blood; the eyes were very irritable and painful. The appearance presented was as if a perfect *disorganization* of the substance of the eyes had taken place.

The case appeared to be utterly hopeless in its character. I put her, however, under thorough Eclectic treatment; applied the machine to the eyes almost daily; administered the remedies for tubercular disease, and brought in requisition, also, the Homœopathic and Botanic systems of practice; drawing from them remedies suited to the case.

Under a steady employment of these remedial processes, kept up for several months as they were, she gradually improved; the abscesses healed; the dark colour of the vessels of the eye disappeared; the opacities diminished; the tenderness and irritability of the eyes at length subsided, and at the expiration of nine months from the commencement of the treatment, the eyes were almost entirely restored to their former healthy condition. Unfortunately, however, the old lady had become so greatly injured in constitution by the previous debilitating, mercurializing treatment, which her former physicians had adopted, that general dropsical disease at this period set in, which shortly carried her off. The termina-

tion was in this instance unfortunate for the patient; but the case illustrates, notwithstanding its fatal result, the efficacy of the treatment which was adopted by me for the removal of the affection of the eyes. Other cases of a similar character might here be mentioned, but I pass on to speak of

Dropsy of the Eye, or an excessive accumulation of the aqueous humour of the Eye.

Miss W., of Albany, called on me on the seventh of May, 1852, for relief. For some years she had been suffering from an affection of one of her eyes; the right one. This had been gradually enlarging, was quite painful at times, and the sight a good deal affected. The eye-ball was, I should think, at least half as large again as natural. I applied the machine as frequently as I could have the opportunity to do so; the weakest button to the spine, the strongest over the ball of the eye; administered the compd. chloride of G. and Soda pill, along with Botanic and Homœopathic remedies. The treatment was quite irregularly carried on, owing to her inability to call on me with any regularity; but in about two months' time, at the end of which period the treatment was discontinued, a great change had taken place; the sight of that eye had greatly improved, and a great reduction in the size of the enlarged organ had been effected.

Amaurosis. Gutta Serena.

Mrs. W., aged about thirty years, called on me on the twenty-fourth July, 1847, to obtain relief from an affection of the eye, under which she had for a long time been labouring. This consisted in an amaurotic state of one of her eyes; the sight of which was so dim that she could not perceive the flame of a candle, when attempting to do so with the affected eye. I applied the machine to her eye for a few days, and gave her the chloride preparation. The eye improved considerably during this short period, but being obliged to leave town, I furnished her with medicine. Some few years after I learned from herself, that the treatment was successful, that she had continued to improve, and eventually recovered her sight.

Amaurosis of both Eyes.

In this case, that of a lady of about thirty-five years of age, the disease was one of ten years' standing, and at the time of my taking her under charge, was of such a character as to lead her to regard it as hopeless. Mind and body were in a most wretched state in consequence of her disorder; the relief experienced was so great as to make a most wonderful alteration in both her physical and mental condition. I applied the machine almost daily; gave her the Chloride of Gold and Soda, and made use of Botanic and Homœopathic remedies to correct the general system, and give some energy to its action. I give the case as she describes it in a letter which she wrote me after her recovery. The case was under treatment about three months.

August 17, 1850.

DR. J. FONDEY:

Dear Sir,—It gives me great pleasure to state that I have quite recovered my sight since I put myself under your treatment. I had been gradually losing my sight for the last ten years, and became almost blind last winter. I was persuaded by a friend to put myself under your care, since which time I have been rapidly recovering; and I now feel my eyes as strong as ever. I had advice from some of the most eminent men and celebrated oculists, in this and other countries, had been cupped, leeches, blistered, salivated, &c., but with no relief; getting rather worse than better, until I became a patient of yours. I shall ever remain, Sir,

Your grateful and obliged servant,

Mrs. M. M.

CHAPTER XXVI.

TUBERCULA OF THE THYROID GLAND.

Bronchocele or Goitre.

THIS disease consists in an enlarged state of the Thyroid gland, an organ lying at each side of the windpipe; and is one which is not unfrequently met with in this country. In some of the European countries it is very common. I have never been able to treat a case sufficiently long, to test the point whether the treatment which I employ for its removal, would ultimately cure it. I have had, however, some cases under my treatment for a short time, in which the improvement was so great, as to lead me to believe that a continuance in the use of the means, for a period sufficiently long, would ultimate in recovery. One or two cases of this kind will show the grounds of my confidence on this point.

Tubercular disease of the Thyroid Gland, (Bronchocele or Goitre.) Lungs and Liver.

On the twenty-seventh of June, 1845, I commenced the treatment of a case of this kind. The case was that of a lady, aged about forty, in whom, on examination, I found considerable tubercular disease of the lungs and liver. Her complexion was very sallow and unhealthy; the lungs quite tender, and her cough very severe. A large Bronchocele or Goitre occupied the front part and sides of the trachea, (windpipe,) equal in size to the two fists. I prescribed the Compd. Chloride preparation; applied the machine to the affected organs, also to the bronchocele; and gave her vegetable alterative remedies to correct the secretory action of the liver. She improved greatly under the use of these means; all her bad symptoms subsided gradually, and although I was able to apply the machine to the Goitre for a very limited period, about four months in all, yet during that time I had succeeded

in reducing its size to that of one half its original dimensions. She moved away from Albany to New York at this stage of the treatment, and I was consequently obliged to suspend the employment of my remedies.

Bronchocele.

The next case of this disease which was treated by me, was that of a female, aged about sixty-five, by occupation a nurse. I was at the time attending a lady, who, between calomel and blistering, had become reduced so low, as to be incapacitated from moving herself in her bed. Her nurse was obliged, therefore, to be a good deal around her, and the difficulty of breathing which she experienced in consequence of the swelling in the diseased gland, was such as to annoy the patient greatly. Her breathing was indeed distressing, resembling somewhat the rough breathing of croup. An immense swelling lay perched upon, and surrounded the wind-pipe, impeding the transmission, in a great degree, of the air into the pulmonary organs. She had laboured under the affection for many years, and being a German, had probably acquired the disorder in the land of her nativity. As I was daily using the battery on my patient, the individual whom she was nursing, I requested her to allow me to apply it to her swelling, to which she consented. The application which was followed by others from day to day, was attended with the happiest results. The swelling subsided so much as to free the air passage in a great measure, from the pressure of the swelling, and, in consequence, her breathing became much freer. She left her situation, however, before I ceased attending the patient whom she had been nursing; a thing which I regretted, as I was anxious to follow up the treatment, and see to what extent the improvement, under the use of the remedy adopted for the removal of the disease, might be carried.

CHAPTER XXVII.

TUBERCULA OF THE WOMB.

GENERAL REMARKS.

THIS disease constitutes one of the most important among those that affect the system of the female, because of the influence which it exerts over the other organs of the body; the foundation of disease in them, also, being thereby laid, which may have a fatal termination. Thus, tubercular consumption, disease of the heart, brain, and other organs, of a tubercular or scrofulous character, may arise as a result of disease of this organ. But not only does it become a serious disease, in consequence of the complications which may arise through its action on other organs, but viewed simply as a disease confined to its own structure, tubercular difficulty in the womb is a serious and painful affection. It manifests itself in a variety of forms; whether this consist in a suppressed, diminished, or too free discharge of the monthly fluid; or in the presence of severe pain during the catamenial periods; or a disordered condition of this secretion; or in enlargement of the womb; or prolapsus, (falling of the womb;) or in the development of those abscesses, and the occurrence of those ulcerations, which are so frequently met with in the history of this disorder in females.

There is, however, no function of the body; there is no organ which may not become affected in consequence of disease in this important part of the female system. Constituting, as it does, a foundation cause for disease in other organs, it becomes necessary, of course, to keep in view this close connexion between its own states of disease, and those of others which have become secondarily affected, inasmuch as we can scarcely expect to remove these last, until we have removed disease in that organ which was first affected, and which was the inducing cause of disease in the others.

Not only so, but it is of vital importance that correct methods of treatment should be adopted for the cure of womb affections; hardly any disease can boast of such a variety of empirical methods of treatment as have been adopted for the relief of this complaint. Many of these are too disgusting to be here mentioned, being accompanied with exposure of person, and outrage of delicacy, to which but few females would, we think, submit, were they not induced to believe that such examinations as led to these sacrifices of modesty were necessary, in order that the physician might with more certainty ascertain the true nature of the disease; and thus be better able to determine what means were requisite for the cure of the disorder.

Some of the most horrid and torturing applications have been employed in the treatment of disease of the womb, by those who, standing high in their profession, ought, it would seem, to be better acquainted with the nature of the disease with which they were contending, than to employ means so barbarous and cruel, as are some of those to which they have resorted; some having even gone so far as to burn the womb with irons heated to whiteness, under the idea that disease of this organ could be burnt out;—vainly imagining that diseased action in the whole mass of the tuberculated organ could be arrested by cauterizing some few of its parts, in which it manifested itself more particularly—thereby endangering the life of the patient, and, by the irritations which it excited, serving only to aggravate the disorder.

All those forms of disease in the womb, which are dependent on tubercular disease, are, however, very readily and favourably influenced by treatment which is applicable to the removal of tubercular difficulty in this part of the female system. As, in other organs, the irritation, congestion, and glandular enlargements which exist in tubercular disease, affect the functions of the part, and ultimately impair seriously the organic structure; so, in disease of the womb, pain, congestion, derangement of function, and finally prolapsus, abscess, and ulceration follow, as a consequence of tubercular disease of this important organ.

As will readily be seen, such diseases of this part require, as in other parts tubercularly affected, remedies which are adapted to meet *tubercular disorder*; no matter what the name by which its derangements may be designated; whether

suppression, painful menstruation, prolapsus, ulcers of the womb, or enlargement of this organ, &c.; if the complaint is tubercular, it requires remedies adapted to remove this form of disease; and experience goes to show most conclusively the superiority of that treatment, in those diseases, which is calculated to remove scrofulous or tubercular disorder; a theme which has been dwelt upon at length in this volume.

If such a course of treatment can reduce enlargement of the heart; diminish bleeding, by inducing contraction of the arterial vessels; calm down pain and irritation in the organs, by ridding them of excessive accumulations of blood, and strengthening the weakened nerves of the part; heal ulcers of the bowels, which for years have been pouring forth their discharges of matter; is it hard to conceive that the same means may relieve the womb of its excess of blood; bring down its size, when enlarged; heal up its ulcers; give tone and strength to its nerves, vessels, ligaments, and adjacent connecting parts; correct its secretions, and thus bring about a return of healthy action, structure, and condition? All these results are, in fact, accomplished by such a course of procedure as is here pointed out; and the few cases which I shall furnish, to illustrate the success of the treatment that is in this work recommended for womb diseases, will show that truth, not fancy, constitutes the ground-work of the confidence with which the claims of this method of practice are here put forth; a confidence which years, as they pass by, serve only to increase, and which must continually augment with the improvements which are constantly effected in medicine; all of which can be brought to aid that method of treatment which will always serve as the basis for correct practice in the treatment of womb disorders.

CHAPTER XXVIII.

TUBERCULA OF THE WOMB—CASES.

Tubercular Disease of the Womb. Suppression of the Menses—Hysterico-Epileptic Fits.

MISS S., of Albany, aged about eighteen, was received, in the winter of 1832, into one of the charitable institutions of that city, of which I was, at that time, one of the visiting physicians. About eight months before this, her catamenial discharge ceased to appear; an event which was followed by fits of an hysterico-epileptic character; of which she usually had one or more attacks daily. Her spasms were exceedingly violent, accompanied with considerable foaming at the mouth. On examination of the spine, I found tubercular disease of the womb; all the organs, indeed, had, along with it, become sympathetically diseased, and were tuberculated. I administered the medicines usually employed in the treatment of tubercula, in connexion with remedies drawn from the botanic and homœopathic systems; and in the course of about two weeks, the fits were completely broken, the monthly discharge reappeared, and she recovered entirely from her distressing disorder.

Tubercular Disease of the Womb, and other Organs—especially of the Lungs, Brain, Liver, Spleen, Stomach, and Heart.

On the 23d of May, 1854, I was requested to examine the case of Miss M., of Philadelphia, aged twenty-one, who had been ailing for about six years with what the physicians—of whom she had several to prescribe for her—called a rush of blood to the head, and disease of the spine. She took cold when unwell: from that time she suffered from a rush of blood to the brain, with occasionally very severe headache; the headache being a constant symptom, though not always

so intense as just described; was troubled now and then with *hysterical convulsions*, especially when unwell; the menses were irregular, dark coloured, small in quantity, clotted, and accompanied with great pain; for years they had not continued longer than two days at a time. She had long suffered from pain in the left side, over the region of the spleen; from palpitations, and hard, heavy beating of the heart; sick stomach, with a bloated state of that organ; globus hystericus; cough, and pain in the chest; a sensation of dragging about the hips, after walking or standing; leucorrhœa; obstinate costiveness; was very languid; had no ambition; appetite generally poor; countenance florid. On examination of the spinal ganglions, I detected tubercular disease of all the organs, but especially of those which are mentioned in the heading of this case.

Her principal diseases were *enlargement of the womb; prolapsus, or falling of this organ; leucorrhœa, (whites;) enlargement of the heart; scanty, painful, and irregular menstruation; hysterical fits; dyspepsia; congestion of the brain; and obstinate costiveness*; besides tubercula of the lungs and other organs; all of these apparently diverse diseases being the result of tubercular disease of the womb, which had advanced from this point until it had involved all the organs of the body. I administered the remedies for tubercula; gave her two or three lobelia emetics; and employed remedies drawn from the botanic and homœopathic systems of practice, to correct the secretory action of the womb and other organs. Under this treatment, in the space of about four months, the disease of the womb was completely subdued; and with it, all the diseases above mentioned, and which were but effects of it, were dissipated also.

Tubercula of the Womb, and other Organs. Prolapsus of the Womb—Leucorrhœa, (Whites)—Enlargement of the Heart, with Tubercula of the Lungs, Spleen, &c.

June 16th, 1854, I examined the case of Mrs. H., aged twenty-two years, who, on the 25th of October, 1851, while jumping on a stick which she was endeavouring to break, being at the time seven months pregnant, was taken with flowing, terminating in premature labour. She has, since that time, suffered from pain and dragging in the back and hips; constant leucorrhœal discharge; pain in the left side,

and upper part of the chest; palpitation, and heavy beating of the heart; occasional hoarseness; dizziness; bloating of the stomach, especially after eating; bowels irregular; appetite variable; is unable to go up stairs quick; this affects her heart greatly, and she is obliged to sit down; is troubled with drowsiness. Examination of the spinal ganglions indicates tubercular disease of all the organs, especially of the lungs, heart, spleen, and womb; the last of which is quite tender. Under the use of tubercular remedies, with iron, tannin, hep. sul., and podo., these diseases were, in a few months' time, removed.

Acute tubercular Disease of the Womb, Brain, Muscles, Lungs, Stomach, Liver, and Bowels. Prolapsus. Fluor Albus. Severe Headache. Dyspepsia. Rheumatism. Irregular Menstruation, &c.

April 15, 1854, I was called to examine the case of Mrs. A., of Philadelphia, aged thirty-one years, who had for the last eight years been ailing with a variety of diseases, which were the result of over exertion. She suffered from severe headaches; occasional hoarseness; pain and soreness in the breast; raised from the lungs tough lumps without cough; had pain in the right side; was distressed after and during walking, &c.; suffered from pain in the right thigh; back, sides, and hips; distress in the stomach: fluor albus; capricious appetite; irregular bowels; variable pulse; very nervous; skin sallow; muscles sore. Turns come on usually every two weeks; she suffers great pain at these times; the discharge is very free; black, and lasts three days. On making pressure over the different spinal ganglions, pain darts into the brain, lungs, stomach, liver, bowels, and womb.

Tubercular remedies were prescribed, iron, podo. tannin, hep. sul., with other remedies drawn from the Homœopathic system were administered; a steady treatment was kept up, and on the first of February, 1855, all these various complaints were completely overcome.

Tubercula of the Womb, Eyes, Brain, Lungs, Throat, and Stomach, and Chronic tubercular disease of the remaining Organs. Disease of the Eyes; Headache; Dyspepsia; Tubercula of the Lungs; Muscles, (Rheumatism;) and Prolapsus of the Womb.

Mrs. S., of Philadelphia, aged thirty, has for several weeks been suffering from irritation and pain in her eyes; the conjunctiva is injected, and the lids inflamed. She has at different times suffered from the same affection; having been more or less troubled with it, within the past nine years, after attacks of bilious, typhoid, and lung fever. She has from childhood been troubled with imperfect digestion; pain in the stomach and bowels; diarrhœa; occasional cough, and sore throat; pain in the breast; left side (spleen); severe headache on the top of the head; and pain, and dragging in the hips. She is able to walk only for a short distance, the effort producing great distress, and causing a sensation of dragging and weight in her back and hips. On examination the spine was found more or less tender through its whole length, especially over the first and middle cervical vertebræ; between the seventh and eighth, and the eleventh and twelfth dorsal, and along the lumbar spaces. The pain darts on making pressure over the ganglions into the head, throat, lungs, and stomach. A thorough course of treatment was instituted for tubercular disease in this case, and in about six months' time, all these long standing and distressing affections were removed; and she was able to walk for miles without experiencing any of those unpleasant and painful sensations, with which, at such times, she had always been wont to be affected.

Tubercula of the Womb; Lungs; Throat; Liver; Bowels and Muscles; Bronchitis; Prolapsus; Fluor Albus; Irregular and disordered menstruation; Dyspepsia; Obstinate Costiveness.

September 13, 1851, Miss H., of A., called to consult me in relation to a complication of difficulties, under which she had laboured some eight or nine years, if I recollect aright; and for which she had been treated by quite a number of

physicians, with no advantage, but rather, inasmuch as some of them administered calomel, to the injury of her system. Her symptoms were, severe Leucorrhœa or Fluor Albus; Falling of the Womb; Irregularity of the Menses; this being scanty, and occurring at irregular intervals; the colour of the fluid dark; dragging about the back and hips; inability in consequence to walk but a short distance; the womb falling very low; obstinate costiveness; sore throat; cough; pain in the shoulders; great drowsiness; poor appetite; coldness of the feet; this symptom being so well marked that even in the warmest days of summer, she would put her feet in the oven of a stove to warm them; with flushings of the face, and a very unhealthy complexion.

I treated her thoroughly for nearly a year; applied the machine over the lungs and liver; in the groins, and over the pubis; gave her tubercular remedies, with Homœopathic and Botanic medicines; and caused her daily to sit in a sitz bath, the water thereof moderately cool: at the end of this time all these bad and distressing symptoms had vanished, with this exception, that the throat, would occasionally feel a little tender, owing to the influence of the atmospheric changes on a constitution which had been well tinctured with mercury.

Tubercula of the Womb; Brain; Throat; Lungs and Liver; Headache; Bronchitis; Falling of the Womb, &c.

The following case is one of interest, and as the young lady kindly gave me a written history of her disease, I will give the letter which contains an account of it.

—, December 30, 1853.

DR. FONDEY:

Dear Sir,—As you wish me to write a history of my case, I sit down to comply with your request. I had not enjoyed good health for a number of years previous to your attending me. I took cold at a very critical time, from which I date all my sickness. I suffered much from pain in my side and back, and violent headache; and during one winter I was very much troubled with a cough and sore throat, so that it was difficult for me to speak much; and as you know I am

engaged in teaching through the day, I was often obliged after the school closed in the afternoon, to forbear talking or reading aloud, which, to me, was a great privation. It was with difficulty that I could walk any distance; it always caused a dizziness and faintness that was very distressing. Whenever I attempted to walk, I was generally obliged to lie down immediately after; so I gave up walking as much as possible. I applied to the most eminent physicians of the old or calomel practice, but they could not tell what ailed me. Some said that I was nervous, and if I would use more exercise I would feel better; they applied blisters on my side to relieve the pain there, and on my back to cure the headache. I have taken a great deal of calomel; have been salivated several times; and my constitution has been very much injured by it.

I next applied to a physician of the Thomsonian practice. He said that I had the liver complaint, with obstructed perspiration, and he warranted to cure me in six weeks; but what with dosing me with Lobelia and steaming, at the end of six weeks, I could say, with the woman in the gospel, I was nothing bettered, but rather grew worse. I began to be very much discouraged, and to think there was no relief for me, until providentially I heard of you. I applied to you as a last resort; you know in how weak a state I was at that time. I thought you understood my case better than any one to whom I had applied. My disease had become so seated by the frequent use of calomel, that it was very difficult to cure, but through the kindness of our Heavenly Father, the remedies which you used have been the means of restoring me to a better degree of health, than I have enjoyed for many years. I can now walk very well; I am not much troubled with the headache, or pain in the back, unless I over-exert myself, or take cold.

I generally attend church twice on the Sabbath, but previous to your treatment of me, I seldom was able to attend once a month. My other troublesome difficulties have also been removed. I can, therefore, most heartily recommend this practice before any other, to all those who are afflicted, and hoping that this simple statement of facts may be the means of doing all the good you can desire, I remain

Yours respectfully,

M. M.

In this case the machine was applied frequently; tubercular remedies were administered along with others of a Homœopathic and Botanic description, and the sitz bath was employed. This patient was troubled greatly with a determination of blood to the head, which was also broken up by the treatment.

CHAPTER XXIX.

TUBERCULA OF THE WOMB CONTINUED.

*Tubercular disease of the Womb and Organs generally.
Fits; Ulceration of the Womb; Large Discharges of
Matter.*

ON the twenty-second of August, 1845, I was requested to call and see Mrs. M., of Albany, aged twenty-eight, who had been confined to her bed for some time with womb disease, and was so low that she was not expected to live long; her disorder being regarded as incurable. The account which I received from her lips respecting the history of her complaint was this. She stated that although when a child sickly, she enjoyed at the age of thirteen comparatively good health. About this time her menses first appeared, but unfortunately she caught cold at the same time; her monthly discharges became in consequence affected, and she suffered from hysterical convulsions, which came on every month. To relieve these, various physicians were employed, but without benefit. She grew worse, delirium set in, and for nearly a year she was a lunatic. She recovered her reason, and at the age of twenty-one she married. After the birth of a child, the womb difficulty was aggravated; she suffered from keen bearing down pains, which were so severe, that for weeks at a time she could scarcely walk. She was troubled also with palpitation of the heart, and pains throughout her body; her stomach, liver, throat, and brain, were a good deal affected.

For the relief of these diseases she had been attended by more than twenty physicians, who failed to reach her case, or relieve her. At the time when I first called on her, she was very low. She was suffering from pains which were so severe as to resemble labour pains; for the relief of these her physician was giving her large pills of opium at very close intervals: she was also discharging large quantities of matter from the womb, nearly a pint being daily thrown out from

the womb. I magnetized the womb daily, and administered tubercular and other remedies; under this treatment she improved with astonishing rapidity, and eventually recovered entirely from her severe and apparently hopeless disorder. The treatment occupied about seven months.

The case of a lady in this city, (Philadelphia,) whom I am at the time of writing this (March 13, 1855,) attending, is one of an interesting character.

I have had under treatment, for a few weeks, a case of womb disease of a very aggravated character. The disease in this instance commenced when the individual was but nine years of age, in the form of Fluor Albus (whites;) at the age of sixteen, the leucorrhœal discharge was tinged with matter, which kept increasing in quantity, until she was obliged to change her cloths half a dozen times a day. For the last few years she has not discharged so much matter, but up to the time of my taking her in charge, she was obliged to change her cloths daily.

For many years the disease of the womb has been so severe, this organ so much enlarged, and the ligaments which support it so relaxed and deficient in tone, that it has been in the habit of coming out on standing or walking, sometimes to such an extent as to be six or seven inches out of the body. The internal remedies which were administered, speedily diminished the leucorrhœal discharge, so that she has not been obliged to wear any cloths for some weeks.

About ten days ago I first commenced applying the machine over the groins and pubis, also, over the lumbar vertebræ. The patient is agreeably surprised to find, that, notwithstanding she has exercised a good deal during this time, the womb has not passed beyond the external parts. This is the first time in many years, that such a result has failed to follow after exercise has been taken, or she has stood upon her feet for a few minutes. As I said above, the case has been under treatment but a short time; the improvement, however which has already taken place, exhibits the power of the remedies which are employed for the removal of tubercular disease, of the womb in particular, and strikingly attests the utility of the machine in this class of affections.

Tubercular Disease of all the Organs, especially of the Womb and its appendages. Ulceration, with great Enlargement of the Womb—Discharges of Matter—Hysterical Convulsions—Obstinate Costiveness, &c.—Prolapsus of the Womb.

Miss M., of Philadelphia, aged thirty-four. On the 27th of December, 1853, I called, in company with a lady, to see this female, whose condition was such as to claim the sympathy of all who desire to alleviate human suffering, and mitigate human wo. So utterly discouraged, however, had she become; so entirely hopeless was she of ever getting any better; so little confidence had she in the resources of medicine, that she informed me that she did not wish to have any further medical aid; that she did not desire to live; that she was anxious to be away, out of all her suffering and distress. On examining her case, however, and assuring her that my method of treatment for the cure of womb disease was entirely different from that which was commonly adopted, she reluctantly consented to place herself under treatment, but with no idea of ever being benefited thereby. The history which she gave of her disease was this:

Some nine years previous to this, she fell and hurt her back; the soreness passed to the groins, and finally settled in the region of the womb. About five years ago, her turns became irregular; appearing every two weeks, until about five months ago, when they came on once in two months; in colour they were usually quite black, thick, with black lumps; formerly they were very copious; at present scanty; she suffers a great deal from pain, at these times; experiences constant distress in the womb; weight, heaviness, cutting and burning pain, with heat in this organ; the belly is quite large, in part the result of enlargement of the womb. She has been confined to her bed nearly all the time, with few exceptions, during the last five years, especially during the last eighteen months; discharges from the womb, matter, at times tinged with blood; and small, white, fleshy-like pieces come from the same organ; has fits (hysterical) every ten days or so; complexion looks bad, sallow, and unhealthy; is extremely costive; she usually goes from eight days to two weeks without having a passage. The womb falls down quite low. She has been under the care of a number of

physicians, some of whom considered the disease to be a falling of the womb; others a cancer; while others still regarded it as a tumour on the womb, and wished to cut it out. She had ten cups applied about four months ago; nine times (once a month) she was leeched; forty leeches being applied at a time in the groins, and over the front part of the abdomen; two setons were also put in her back, which were kept running for three months; has been bled in the arm several times; blistered in the groin, over the stomach, and on the neck, seven or eight times; has taken calomel, and been salivated a good many times; her mouth has been made to look as black as the stove, through the action of medicine. She has used pessaries (internal supporters) of different kinds, which always increased the distress, when they were present in the vagina. In no position was she comfortable; she could not sit up in bed, or lie down on her back, or sides, or face, with any comfort whatever; she was continually suffering from distress in the diseased womb.

This case was rather a forbidding one; but knowing the resources with which eclecticism furnishes us for the cure of this disease, and that all which had as yet been done for her, had only been calculated to aggravate her disorder, I put her immediately under thorough treatment; employing remedies and processes drawn from nearly all the different systems of practice; magnetizing the womb daily; at first applying the strongest button to the groins, and over the pubis, with the weakest to the back; afterwards applying the strongest to the womb itself, as directed in the chapter for the application of Electro-Magnetism, in the treatment of Special Tubercular Diseases; this last method of applying it being attended with immediate and most happy results. The tubercular remedies were administered; and among many other chief remedies, I administered more or less, through nearly the whole course of the treatment, tannin, iron, podophylline, and hepar. sul.

Her improvement was gradual, but sure. The heat, burning, and severe pain about the womb gradually subsided; the discharges ceased; appetite returned; the womb diminished in size, the abdominal enlargement also; the catamenial discharge assumed a more natural appearance; the bowels became more regular, so as to move every day or two; her complexion became more healthy in appearance; she was

able to leave her bed, and sit on a chair, with comfort; and during the course of last summer, she walked out of town about three miles, returning the same day; which she repeated the next day. She has not kept her bed since. She enjoys better health than she has possessed for a number of years past. Her symptoms, however, appear to indicate that she is passing through the change of life, which of course forbids her feeling entirely free from indications of occasional disturbance in the womb. However, she does not now, as when I first saw her, feel anxious to die, but is willing to tarry a little longer here in this vale of sorrow and of wo.

We find, in some cases of disease of the womb, small tumours or ulcerations surrounding the neck of this organ. To act upon this difficulty, a solution of chloride of gold and soda, formed by dissolving half a drachm of this in twelve ounces of water, may be injected, high up into the vagina, once or twice a week. Some use an injection formed of nitrate of silver—one drachm of the nitrate to four ounces of water—some of this to be injected once or twice a week; a syringe full of water being thrown up immediately after the nitrate of silver has been injected.

Where an ulcerated or cancerous condition of the womb exists, a solution of acetate of iron may be injected once or twice a day. This is prepared by taking two ounces of carbonate of iron, and pouring on it one quart of good strong vinegar. After it has stood about ten days, it is fit for use.

CHAPTER XXX.

TUBERCULA OF THE WOMB AND APPENDAGES.

Barrenness—Ovarian Dropsy.

Barrenness. In the summer, I think, of 1849, I was visited, in Albany, by a married lady, who resided in the western part of the State of New York, whose health had, for some years, been disordered, and who was at this time on a tour for its improvement. I found, on examining her case, that tubercular disease existed in the lungs, liver, womb, and some other organs. She was weak; her digestive organs were impaired; her mouth sore and aphthous; and symptoms indicative of commencing affection of the lungs were rapidly developing themselves. As the principal disease seemed to be located in the digestive organs, the lungs, although somewhat tuberculated, being so in consequence of the affection of the former, I gave her, in connexion with the tubercular remedies, such other remedies as were calculated to correct the liver, and aphthous condition of the mucous membrane, improve the tone of the stomach, and regulate the bowels.

During the next year or two, I prescribed for her by letter several times, and sent her medicine; among which were the pills for tubercula. She was troubled also with nursing sore mouth, for which I sent her medicine.

In the summer of 1853, while I was absent from my office, she called there, and left word where she could be found. I waited upon her the same day or the one following. The first words which she spoke, after welcoming me, were: "Well, I am not going to take any more of your pills." "You are not," said I—"Why not?" "Well, I am not going to take any more of your pills," repeated she, in a tone and manner which indicated that she had reference to something of which I could form no idea; my endeavours to divine the meaning of this singular and unexpected salutation being utterly unavailing. This scene lasted for some minutes; she continuing

to make the above remark, and I to put the above question, until at length she unfolded to my mind the reason of her unwillingness to take any more of the pills above referred to.

Said she, (I give the substance of her remarks:) "I had not had any children for seven years, before I commenced taking your tubercular pills for the womb and other difficulties under which I laboured; but after using them for a time, I became pregnant; and a few months after my confinement, in consequence of the soreness of my mouth, I was obliged to wean my child. I commenced using them again, and soon after, again became pregnant, bearing this time twins; so that I had, in the space of about twenty-one months, three children. A lady of my acquaintance, who had not had a child in ten years, and whose health seemed to be but indifferent, moved my compassion so much, that I sent her some of the pills which you had given me: I thought they would strengthen her up, and do her good. Well, will you believe it, she took them, and she too had a child; so you see the reason why I do not intend to take any more of your pills." We had a hearty laugh over the matter; and, although it may seem strange that such a result should, in some cases, follow their use, we see no difficulty in understanding why their employment should, in certain instances, be followed by such consequences.

Barrenness is, in many cases, a result of tubercular disease of the womb or its appendages; which disease interferes greatly with the proper development of the ovum; or induces irritations, which are unfavourable to the retention of the ovum in the womb, after it has reached that organ. Debility of these organs, or irritation in them, or both combined—for in fact they are usually connected together—is unfavourable to pregnancy; and many an ovum is lost through the want of power in the womb to retain it long enough to enable it to form such connexions with this organ, as shall develop and bring to perfection the minute germ, which, if properly nourished, is to become the full-grown foetus; and finally, separated from its attachments to the parent, is to obtain its nourishment outside of her body, and breathe for itself the pure, refreshing air of Heaven.

The discharges which occur in consequence of the weakness and irritability of the womb, that are induced by tubercular disease of this organ, are exceedingly unfavourable to

pregnancy; they increase also the disposition to abortion or miscarriage, which arises as a consequence of an irritable condition of this important part of the female system: hence whatever treatment has a tendency to check these discharges, calm down the irritability of the womb, and give strength and vigour to the organs of generation, must favour pregnancy. The remedies and processes which are employed for the cure of tubercular disease—viz., the tubercular pills, also the electro-magnetic machine—are calculated to fulfil all these indications, and impart a vigour and energy to these organs, which are favourable to the development of offspring.

These remarks will, of course, prove interesting to that class of women who desire to possess offspring; treasures around whom their heart's best affections may cling; and on whom they may lavish some of that tenderness which gushes so freely from the breast of the fond and devoted wife; who does not, however, feel that her happiness is complete, without the presence of those bright and cherub-like beings, which Heaven in mercy sends to assure us that the universe is not all pollution and sin; and who, pure and spotless, afford a faint, although imperfect, idea of the innocence, loveliness, and purity, which mark the character and course of angelic beings; and of saints, those who shall for ever stand upon the hills of light.

Ovarian Dropsy. Tubercular disease of the Ovaria and Womb; Liver; Lungs; Spleen and Bowels. Ovarian Dropsy. Fluor Albus of about twenty years' standing. Prolapsus (falling) of the Womb. Dyspepsia and Obstinate Costiveness.

The following case of ovarian and other difficulties serves to illustrate the efficacy of the treatment which is advocated in this work for the removal of tubercular disease.

Philadelphia, February 23, 1855.

DEAR SIR:

Understanding that you are about to publish a work in which you seek to disseminate a knowledge of the power and efficacy of the system of practice which you employ for the removal of tubercular disease; and I myself, having been wonderfully relieved through its instrumentality, from the power of, and the sufferings connected with, disorders, which

for many years have poisoned all my enjoyments, and rendered this part of my life a scene of misery, anxiety, and wretchedness; I would most cheerfully add my own experience of the blessed results which have flowed from your treatment of my own case, to that, with which others have supplied you.

For sixteen years I have not been well; during this long period I have suffered greatly from Dyspepsia, accompanied by costiveness, and great flatulency; the consequence of a liver complaint under which I have laboured for many years.

About seven years ago I was seized with a violent pain in my kidneys and stomach, accompanied with a burning sensation in the abdomen, and left thigh; and falling of the womb; and began shortly after this to swell under my left knee, followed by swelling in the lower part of the abdomen, which increased at times to such a degree as to become enormous in its size; the swelling varying in its dimensions, going down considerably at times, and then increasing greatly. I was at the time of this bloating attacked with severe vomiting; what I threw up at first was a yellowish water; then it would look like coffee grounds, and sometimes like the water of blue stone; the taste of what I threw up was sweet, saltish, or bitter. I suffered greatly, also, from a difficulty in making water, and from costiveness; this was so bad, that for two weeks at a time, I have not had a passage through my bowels. For twenty years I have been troubled with Fluor Albus, which was exceedingly annoying and exhausting.

From 1847 to 1854, I never knew what it was to have a well day; these spells coming on every month, with violent sickness at the stomach, pains in my limbs and shortness of breath. I could not lie down in my bed day or night; the abdomen was usually distended to an enormous size, and my legs were so swollen that I could not walk. I suffered also from severe distress in my back, hips, and groins; this was so great that I have not been able to walk more than four squares at a time in seven years; and I could never ride in a carriage without suffering from severe and intense pain in the parts above referred to. I could not get up stairs without great difficulty, and for the last five years have been out of the house but little in consequence of my diseases.

I have employed the Allopathic, Hydropathic, and Homœopathic systems of practice, having had the counsel and pre-

scriptions of eminent medical men; no permanent benefit, however, was derived from them. Some of them said that I had a Flesh Tumour; others said it was a Water Tumour. My age at the time of your first visiting me was forty-three years. I have never had children.

On the tenth of May, 1854, I first put myself under your care. At that time the swelling of the abdomen increased every month to a great size, and then became considerably reduced; the veins of my left groin were very much enlarged; feet and legs swelled; appetite poor; digestion bad; fluor albus profuse; costiveness very great; my pulse was about one hundred. I was very miserable in health, and very desponding as to ever obtaining relief from my complication of sufferings. On making an examination of my case, you said that the womb, ovaria, spleen, liver, lungs and bowels, were tuberculated. You recommended daily magnetizings; these were exceedingly beneficial, serving to relieve in a great degree the distress experienced in my back and hips, groins and abdomen, which prevented my lying down and resting. You also administered your tubercular pills for the general tubercular disease, and prescribed Homœopathic remedies, in connexion with Botanic preparations, to regulate my liver, stomach and bowels. My appetite and digestion improved considerably in the course of a few months; my bowels became regular, so that I had a passage through them daily; the swelling of the abdomen and limbs alternated, until some time in September; sometimes better, sometimes worse; the fluor albus improved some. I had during this period an attack of bleeding piles, which lasted for some time.

About the first of September, however, my symptoms, so far as the swelling is concerned, seemed to be considerably aggravated. There was a good deal of bloating; more costiveness; pressure on my breath; and my water became very scanty. Besides other remedies, at this time you prescribed for me Harlem Oil: under the use of this, instead of improving as I expected, the secretion of water almost entirely ceased; not that this remedy had no good effect, for I believe it aided in bringing on that change which was followed by a rapid recovery. However, my condition at this time was such as I have above described, until the twenty-first of September, when I was suddenly seized with spitting of blood from the lungs; oppression of breathing; pain in the shoulders

and side; great debility; my pulse was as you stated over one hundred. I thought, and all around me, too, that I was about to die; but under the action of the medicines which you administered, the bleeding ceased in a few hours; (the next day I spit a little blood,) and I began to discharge water freely. This severe spell appeared to be a kind of crisis in my complaint, for my pulse came down lower than I had known it for years; the water kept flowing in very large quantities for a number of days; during the first two days about three gallons passed from me; and during the course of ten or twelve days, about twelve gallons of water were discharged. This discharge was followed by an immediate and great improvement in the dropsical affection; the abdomen diminished greatly in size, and the distress and oppression under which I had so long laboured, and which had proved so afflicting to me, disappeared. The relief which I experienced was such as to lead me to feel as though I were almost in another world, so pleasing was the change which I experienced.

Since that time, I have kept progressively advancing in the path of improvement; my appetite is good; my digestive organs strong; my bowels regular; the *Fluor Albus*, under which I have laboured for twenty years, has disappeared; I have no more any *Falling of the Womb*; the swelling in my abdomen is, comparatively speaking, trifling; and if at this time I had entirely passed through the change of life, the swelling which still remains, and is comparatively inconsiderable, would shortly, I am confident, entirely disappear; a thing which I can hardly expect to be the case, until that change has been completely accomplished. My spirits are good; I can do what I have not done in five years or more, walk a mile or more without distress, and ride in any kind of a carriage without being in the least degree injuriously affected by it. Yesterday I walked about ten miles, and do not see that the exercise has done me any injury; I have not experienced the slightest uneasiness of body after so unusual an effort.

I am now, in Infinite mercy, permitted to enjoy in some great degree that happiness which springs from the possession of comfortable health; and with a heart filled with gratitude and love, would render thanks to that kind and Heavenly Parent, who has been so graciously pleased to make you an in-

strument, in overcoming thus far, a disease, which has caused me so much anxiety, misery and suffering. That you may prove the means in his hands of accomplishing great good, and of benefiting multitudes of beings in this world of sickness, pain, and suffering, is my earnest and heartfelt desire and prayer.

Yours with grateful feelings,

REBECCA BROWN,

327 Arch Street, between Eighth and Ninth.

TO JOHN FONDEX, M. D.

CHAPTER XXXI.

TUBERCULA OF THE ORGANS OF GENERATION.

Tubercular disease of the Stomach (Dyspepsia;) Liver; Lungs; Heart and Brain; the result of Self-pollution.

THE following case, written out at my request, by a young gentleman of —, aged about twenty-one years, exhibits in a clear light some of the awfully destructive consequences arising from self-pollution; and also points out the means by which these may, in the majority of instances, be overcome. To keep silence on these points, when young men and women, yes, when those of both sexes who are older, are indulging in this loathsome, degrading, body and soul-destroying vice, is to fail in duty to man, allow licentiousness to run riot; and cause even angels to weep, if possible, over the pollution of the human race; the wreck of body, mind, and heart, which is the result of indulgence in a vice, so unnatural and degrading.

But a few months since, a young man, just twenty-one years of age, sunk into the tomb, the victim of consumption. I suspected the cause, and asked him whether he was not addicted to the habit. He denied it. A few weeks after, I again repeated the inquiry; this time he confessed that I was right; that he had long been practising the odious habit. How sad the thought! an accountable being passing away from earth, yet like the suicide, cutting short the thread of existence, and still continuing to sap the powers of life by the same vicious indulgence, when that life was just ready to be yielded up to the God who gave it. I give the statement of the writer of this case in his own language. I cannot improve it.

— February, 1854.

DEAR SIR:

In compliance with your request, and actuated by motives of gratitude for your successful efforts in restoring me through

the blessing and mercy of Providence, to a degree of health which I never expected to enjoy; and desiring to exert the influence which may be comprised in the simple statement of the facts connected with my illness and restoration; in the hope that the means so powerful and efficacious in reclaiming me, as it were, from the grave, which apparently claimed me, may be accepted and employed by others, with a like result; I readily yield to your wishes in this matter.

In early life, though subject to few of the sicknesses incident to youth, I did not possess that robust constitution necessary to carry me safely through the effects of a practice, which I, in common with probably every male child attending the same school contracted. This practice was Onanism or Self-pollution. It was taught me by my elders at school, when too young to feel even the moral abuse I was perpetrating; much less to know the baneful consequences I was imposing upon my subsequent life and enjoyments. This practice was commenced even some time before there was any seminal ejaculation; and was continued by the force of habit, after I keenly felt its degradation, for some three years or more; when I removed from the country, to the city of —, where I still practised it. I soon procured employment as a clerk in —, where with confinement and labour not suited to my health and strength, even at this time, and with this habit poisoning my existence, I found my health gradually declining.

About this time, a work in the possession of another clerk, upon the subject of Self-pollution, its effects, &c., came into my hands; and perusing it at first from curiosity, though perhaps with a vague sense of its possibility to correct this habit, and along with it my state of health; I was startled to behold a complete history of the origin of my ailments perfectly accounted for, and referable to this cause. My course was plain. An utter renunciation was demanded, and my eagerness to comply, was equalled only by the power the habit had acquired over me. Resolutions were made and kept for weeks, and then broken; and the abhorrence of self had now become greater on account of my irresolution, than for having contracted the guilty habit that developed it. However, after many struggles and prayer for needed strength, through Divine grace, I was enabled to resign it.

I dreamed not but that with this renunciation all immediate

unpleasant consequences would cease; but my error was soon apparent to me. I had too long indulged a course of self-abuse to escape its certain effects, and I questioned whether physically I had improved my condition; morally, I was conscious of an elevation to which before I had no claim. I now became affected with nocturnal discharges, and as no course I adopted, or efforts I made, relieved me, I felt the necessity of submitting myself to the care of a physician. The quacks, who profess so much through the papers, I was satisfied could have no greater knowledge of the disease and its treatment, than those who had studied the orthodox practice of either the old or the new school; and facts which I subsequently learned, relative to the treatment, by one of these pseudo-philanthropists, of a young man for a similar complaint, whom they nearly sacrificed, show the wisdom of my choice. I first made a trial of Homœopathic remedies under the direction of one of the allowed best physicians of that school in the city, and continued the use of medicines prescribed by him for more than a year; but instead of amending I grew alarmingly worse.

My *nervous system* had now become so shattered, that almost all the horrors of an acute nervous derangement must have been upon me. *I was dyspeptic to a most distressing degree.* Every thing I ate would produce flatulency, to such an extent at times, that with its effect upon the brain, I would become wild, and scarcely conscious of what I was about. I became so much reduced in flesh, as to weigh but eighty-five pounds, while my weight had been one hundred and twenty pounds. I was subject to *most violent palpitations of the heart*; which would not permit me, after preparing for bed, to lie down until the excitement of undressing, though conducted with the utmost care, was allayed. My *head*, by reason of deficient or unequal circulation, caused by the discharges, would be surcharged with a perfect plethora of blood, and my feet and legs correspondingly cold; so much so, that upon rising in the morning, when the temperature of a hot summer's night had been eighty or eighty-five degrees, my feet and lower limbs were benumbed with cold.

It would consume too much time and space to enumerate all my sufferings; but from those I have mentioned, one can readily supply those that co-exist and follow. Experiencing no relief, and almost driven to despair, I went to another

homœopathist, who treated me for a time; and then, to my urgent and repeated inquiries whether he could benefit me, candidly told me that he could not.

Your practice, the eclectic, including the magnetic treatment, (eclectic, in its *free* signification, meaning or implying that there are mal-practices in all systems,) was then recommended to me. I put myself, as a last resort, under your care and treatment. Your first efforts were directed to reducing the frequency of the discharges; feeling that, with an improvement here, you could take hold elsewhere afterward; and the means you adopted were most successful. These discharges would occur two or three times on successive nights; that of the previous night so weakening the organs, that as long as the secretion was present, so long would it flow to exhaustion. These successive discharges, too, were most weakening and depressing.

Your recommendation at once was the Sitz or Hip bath, taken in the morning, before breakfast; with exercise after the bath, to produce reaction. The effect of these baths was at once most salutary. An emission would occur at night, and the morning bath, cold and invigorating, would allay the irritation, and so strengthen and give tone and vigour to the parts, as to prevent another until its periodic time had come; and thus, too, was this rendered less frequent, as the time between the discharges increased. My disorders, however, had become too complicated to hope that an improvement in, or the removal of *one* of them, would materially better my condition. My nerves and stomach were, apparently, as far from being correct in their action as before, and my head was as troublesome. But the daily application of your battery to my chest and abdomen, with some simple internal medicines for the stomach and liver, and your tubercular pills for the lungs, which you ascertained to be much irritated, after some little time gave evidence of their right action upon my various disorders; and once more, hope, which had become almost extinct, flattered me with the prospect of ultimate recovery.

Altogether I continued your treatment for more than a year. At first I could only perceive the degree of improvement I had made, by dating a considerable time back, and comparing my condition at the two periods; but I can date with the most positive assurance, my amendment, and subse-

quent restoration, by the blessing of Heaven, from the time I commenced the electro-magnepathic treatment, with what other simple means you employed; without which, I question not, but that ere this time I should have ceased to have been an inhabitant of the globe.

On looking back to the time when I was the miserable being I have been feebly describing, and comparing it with the present, wherein I feel the luxury of life, the vigour, the originally intended associate of manhood that I now possess; and that the very pride of life, health, is once more in my grasp, I feel that I have cause for thankfulness, which should not abate, and which should exalt the means that have accomplished so much, and which may yet do more good than can be easily estimated, if employed to the extent their merits deserve.

My health, I feel justified in saying, never was better. I grow stronger every day, and no longer consider myself a *dyspeptic*. And all this I acknowledge to have been brought about alone by means of your invaluable medical treatment, and the very best care and advice which you dispensed to me; for all of which I shall never cease to feel grateful.

With many wishes for your success and prosperity, under God's good providence,

I remain your humble and obliged friend,

To JOHN FONDEY, M. D.

GLOSSARY OR EXPLANATION

OF MEDICAL TERMS USED IN THIS WORK.

- Abscess**, A collection of matter in a cavity, the result of a morbid (diseased) process.
- Absorbent**, That which absorbs.
- Absorption**, The functions of absorbent vessels, by virtue of which they take up substances from without or within the body. The act of sucking up, attracting, or collecting as with a sponge.
- Accessaries**, Helping, additional.
- Accessory**, Additional, superadded.
- Alimentary Canal**, The tube or canal of the body, through which the aliment or food passes.
- Amenorrhœa**, Obstruction of the monthly discharge from the womb.
- Aneurism**, A tumour formed by the dilatation, or injury of an artery.
- Antrum**, Cavity under the cheek bone.
- Assimilation**, A function of nutrition; the act of transforming, into living substances, matters with which the living body may be placed in contact.
- Atomic**, Relating to atoms, or small particles of matter.
- Auscultation**, To listen, to learn by sound through the stethoscope or otherwise, the diagnosis of diseases in the heart and lungs.
- Bronchitis** (proper,) Mucous disease of the lining membrane of the lungs: that which is incorrectly called by the name of Bronchitis, being a tubercular disease of the throat, palate, and contiguous parts, extending into the larynx.
- Carotid Arteries**, The great arteries of the neck which carry blood to the head.
- Catamenia**, The menses, or monthly discharge from the womb.
- Cerebellum**, The small brain, behind the cerebrum, and located in the posterior part of the base of the skull.
- Cerebrum**, That part of the brain which is before, and above the cerebellum.
- Cervical**, Belonging to the neck. The first division of the spine, consisting of seven vertebræ.
- Chronic Diseases**, Those which are of long duration, in distinction from acute, which terminate more speedily. They may be also organic, impeding the performance of functions.
- Cicatrices**, Scars left after the cure of wounds or ulcers.
- Chyle**, A white fluid produced by digestion and assimilation.
- Clavicle**, The collar bone.
- Concretion**, A union of parts; a mass.
- Congestion**, An unnatural accumulation of blood or other fluid in an organ.
- Conjunctiva**, The outer coat of the eye.
- Constipation**, Costiveness.
- Contractility**, That vital property which gives to certain parts the power of contraction or shrinking.
- Corpuscles**, Small bodies; atoms; as globules of blood, chyle, pus, &c.
- Costiveness**, Confinement of the bowels; want of action in them.
- Cyst**, A bag, the urinary bladder.
- Detritus**, The inorganic residuum, occupying the place of the organic texture of parts which have undergone disorganization.
- Diagnosis**, Discrimination or discernment of diseases.
- Diathesis**, Disposition, Predisposition to certain diseases.
- Diaphragm**, The midriff, a muscular partition dividing the chest from the belly.
- Disintegration**, Destruction of parts, their resolution into atoms.
- Dorsal**, Relating to the back, the second division of the spine, consisting of twelve vertebræ.
- Duct**, A tube, canal, or passage for fluids.
- Duodenum**, The first small intestine receiving the food from the stomach.
- Dynamic**, That which relates to the vital forces.
- Eclecticism**, That system which chooses or selects out of the other systems whatever is good, rejecting whatever is hurtful or inefficient.
- Elementary**, Not compounded, simple.
- Engorgement**, Augmentation of volume from obstruction. Congestion.
- Excrete**, To separate, to throw off.
- Excretions**, The separation or throwing off of those matters from the body of an animal which are regarded as useless, as the urine, perspiration, and feces.
- Excretory**, An excretory vessel or duct, is one which transmits the fluid secreted by a gland either externally, or into the reservoirs in which it has to be deposited.

- Expectoration, The act of expelling from the chest matters or secretions there collected or existing.
- Extravasate, To escape, to flow out of the vessels, and pour into the adjacent parts.
- Extravasation, The escape of a fluid from the vessel containing it, and infiltration or effusion (pouring out) of the fluid into the surrounding textures.
- Fascia, A membrane covering the muscles.
- Fibrin, One of the components of the chyle and the blood; it forms also the chief part of the muscles of red blooded animals.
- Fibro-muscular, Partaking of the nature of fibrous and muscular substance.
- Follicles, Little excreting glands, bags, or folds, in mucous membranes.
- Ganglions, Organs formed of agglomerated (gathered up in a ball,) globules in the brain; posterior spinal nerves; and along the course of the sympathetic nerves.
- Glands, Organized bodies, situated externally and internally to secrete fluids or modify those of others.
- Glandular, Of the form or texture of glands.
- Globule, A small globe.
- Globular, Of a globe form.
- Globus Hystericus, A feeling experienced by hysterical persons as if a ball were rising from the abdomen toward the larynx, producing a sense of suffocation.
- Granulations, From granum, a grain. The reddish, conical, flesh-like shoots which form on the surface of suppurating wounds and ulcers.
- Granule. Granulum, Diminution of granum, grain. A small grain, a small compact particle.
- Hectic Fever, Unnatural irritability, fibrile excitement, with emaciation.
- Hemorrhage, A flow of blood from the vessels.
- Hereditary, An epithet given to diseases communicated from ancestors.
- Hypertrophy, The state of a part in which nutrition is performed with great or unnatural activity. Swelling, enlargement.
- Imbibition, Absorption. The action by which bodies become penetrated by a liquid.
- Intestines, Bowels.
- Intervertebral, That which is situated between the vertebræ.
- Lacteal Vessels, The chyle vessels, those which convey the chyle.
- Larynx, The upper part of the trachea or windpipe.
- Leucorrhœa. Fluor Albus. Whites, A discharge more or less abundant, of a white, yellowish, or greenish mucus; the result of acute or chronic inflammation, or irritation of the membrane, lining the generative organs of the female.
- Lumbar, Relating to the loins; the five lower vertebræ or the third division of the spine.
- Lung, The lungs (lights.)
- Lymph, A clear fluid, found in the lymphatic vessels, mixing with the chyle and blood.
- Lymphatic Glands, The absorbent glands, or reddish and spongy knot-like bodies which are met with in the course of the lymphatic vessels.
- Lymphatic vessels or Tubes, Small vessels containing or carrying lymph.
- Magnetism, The two innate forces in every kind of matter, and which, in their organized state, produce motion everywhere, and in every thing.
- Magnetic Poles, In the living system, these are formed by a concentration of the Magnetic forces, which are conducted from the skin, and membranous surfaces, constituting a motive power to put in motion the machinery of the body.
- Median, The middle line.
- Mediastinum, The fold of serous membrane, separating the chest into two parts.
- Membrane, A thin expanded substance, composed of elastic fibres, interwoven like net work, covering and lining the organs of the body.
- Menses, The catamenia, or monthly discharge from the womb.
- Mesentery, A double fold of the membrane lining the abdomen, and covering the intestines.
- Microscopic, Seen only by the microscope, an instrument for magnifying minute objects.
- Mucous, Of the nature of mucus.
- Mucous Membranes, Linings of the organs and inner surfaces of serous membranes.
- Mucus, A mucilage, a glutinous thready semi-transparent fluid, of salt savour, excreted by the mucous membranes.
- Muscles, Regular structure, or fleshy bodies, composed of fibres, and adapted to distinct functions in all the various motions of life.
- Nerves, Cords composed of filaments, conveying sensation, motion, and will, to and from the brain.
- Nervous Filament, A thread or fibre of a nerve.
- Normal, Natural, by rule, upright.

- Nutrition**, That function, by which the nutritive matter, already elaborated by the various organic actions, loses its own nature, and assumes that of the different living tissues, to repair their losses and support their strength.
- Os Coccyx**, The bone at the lower extreme point of the spine.
- Os Sacrum**, The foundation bone of the spinal column; in form pyramidal, the base upward.
- Papillary**, Having milking or draining vessels, resembling paps.
- Pathological**, Having reference to that branch of medicine whose object is the knowledge of disease, their causes, effects and peculiarities.
- Percussion**, Striking the chest with the fingers, to ascertain, by the sounds produced thereby, the condition of the contained organs.
- Pericardium**, A membranous sac enveloping the heart.
- Peritoneum**, A serous membrane lining the abdominal cavity.
- Phenomenon**, Any change, appreciable by the senses, which takes place in an organ or function.
- Piles**, Tumours at the lower part of the bowels.
- Predisposition**, That constitution or condition of the body, which disposes it to take on diseased action under the application of an exciting cause.
- Prolapsus Uteri**, A falling down of the uterus (womb.)
- Pubis**, The bone, at the lower part of the abdomen, which runs from groin to groin.
- Psoas**, Two muscles situated on the lumbar and dorsal vertebræ, (tender loin.)
- Purulent**, Matter, pus.
- Pus**, A secretion from inflamed textures, especially from the cellular membrane.
- Sclerotic Coat**, A hard white membrane covering the globe of the eye.
- Secretion**, The process of secreting or separating from the blood, or from one fluid to another, executed chiefly in the glands; also, by the lymphatic glands.
- Serous**, Partaking of serum, exudations from serous membranes.
- Serous Membranes**, Integuments or skin of the bones, organs, and body.
- Serum**, A thin and yellowish part of the blood, whey.
- Seton**, An issue or rowel.
- Spinal**, Belonging to the back bone or spine.
- Spinal Cord**, Spinal marrow.
- Spinal Irritation**, A modern pathological view, which refers most nervous diseases to irritation of the spinal cord.
- Spinal Marrow**, The nervous substance contained within the bones of the spine.
- Stethoscope**, An instrument used for determining by sound the diseases of the chest in their different stages.
- Stethoscopic**, Appertaining to the stethoscope.
- Suppuration**, The formation or secretion of pus, a frequent event of inflammation.
- Sympathetic**, Relating to, depending on sympathy, the action and reaction of one part or organ on another.
- Sympathetic Nerve**, Composed of a series of ganglions, united by intermediate branches, and passing along the side of the spine to the lowest part of the trunk, originating in part, according to recent investigations, from the ganglions of the posterior branches of the spinal nerves; communicating by a branch with each of the thirty pairs of spinal nerves, and several of the nerves of the brain, and detaching nerves from its several ganglions, which accompany the arteries, and are distributed particularly to the organs of involuntary functions.
- Thoracic Duct**, The duct in which the lymphatics of the lower limbs, left superior extremity, left side of the head, neck, and thorax terminate.
- Thorax**, That part of the body, in which the heart and lungs are lodged and protected.
- Thyroid Gland**, A gland covering the front and lower part of the larynx, as well as the first rings of the trachea, composed of two flat lobes; use not known.
- Tonsils**, Glands in the throat, almonds of the ear.
- Trachea**, Windpipe, composed of cartilaginous rings.
- Tubercle**, An enlarged lymphatic knob, knot, or gland.
- Tubercles**, Tumours in the substance of organs of a tubercular character.
- Tubercula**, Tubercular disease of the lymphatic system; scrofula.
- Tubercular**, Having knots, knobs, or little swellings.
- Tuberculous**, Scrofulous.
- Uterus**, The womb. **Uvula**, Pap of the throat, belonging to the palate.
- Vagina**, The canal or passage leading from the vulva to the womb.
- Valves**, Membranes, or doublings of membranes, by which the flow, backwards, of humours, or other matters, in the vessels and canals of the animal body, is prevented.
- Ventricle**, Cavities in the brain, the lower right and left cavities of the heart.
- Villi**, Delicate fibres on parts of the body, as on the lips, &c.
- Vulva**, The opening to the vagina. **Whites**, Fluor albus. **Leucorrhœa**

MEDICAL CARD.

FOR the treatment of that description of disease (as well as other diseases which come under the care of the physician,) which constitutes the subject of this work; an affection so extensively prevalent, and involving often so many organs of the body; one to which his attention has for the last eleven years been directed; the subscriber may be consulted at his residence, or by letter, (post paid, containing a full history of the case,) where the patient is, through disease, or distance, not able personally to visit him.

In such cases, the remedies which may be necessary, can be transmitted to the invalid by letter, or package, through the post office. With the facilities afforded by the mails, distance interposes no serious barrier to the transmission either of ideas or remedies.

Medical examinations, by means of the Eclectic Tests, will be made of the Lungs, Heart, Liver, Womb and other organs; through these, an individual can be made personally sensible, and with great certainty also, of the existence of tubercular disease in his system.

In no one case are such examinations more necessary, than where there is a suspicion that the lungs may be affected; inasmuch as the salvation of the life of the individual is often dependent on his obtaining relief, from tubercula in these organs, at as early a period as possible; before the organs have become too deeply involved, or the vital energies so greatly debilitated, as to render them incapable of affording much aid, towards overcoming the disorder.

These tests enable us to ascertain with unfailing certainty, and with ease, whether they are thus diseased or not; and to throw into the enfeebled and diseased parts, at the earliest period of the development of tubercles, the proper remedies for their removal.

Womb disease can also be detected, without any of the disgusting exposures to which so many females have been obliged to submit, under the old processes which have been resorted to for the cure of this disorder; and so far as the treatment of this complaint is concerned, the Eclectic methods which are employed are such as prove in many instances so rapid, innocent, and successful, as to fill the minds of the patient and friends with wonder and admiration in view of the pleasing results of their operation.

To the treatment of womb disorder, constituting, as it does, so large a part of the disease with which females are apt to be affected, the attention of the subscriber has for many years been necessarily directed, and so successful have been the efforts made by him for its removal, in accordance with the views set forth in this work, that he can confidently hold out to those who are thus affected the prospect of recovery, in the majority of cases, from their painful and afflicting disorders.

The treatment, too, is entirely free from those painful operations and unnecessary, and indelicate exposures, which have constituted so large and undesirable a part of the remedial means which have been adopted for the removal of this affection.

Curvature of the spine is a disease which should not be neglected for a day after it has manifested itself: the importance of attending to it immediately, should be realized by the parents and friends of the patient, and by the patient also, if old enough to understand the nature and probable results of her disorder.

Enlargement of the Heart, Bronchitis, in fact all diseases of a tubercular character, should be brought under suitable treatment at as early a period as possible; the best time to cure these complaints, is when the vital powers are the strongest, and the best able to cope with these severe diseases.

The treatment adopted by me, as will be readily perceived by all who have given attention to the views unfolded in this work, is of a strengthening character; one which is not calculated to bring the patient down to his bed, but which enables him, in the majority of instances, to pursue his accustomed employment, and go through with his labours with greater

ease, through the strength imparted by the practice which is adopted for the cure of his diseases.

As has been stated in the body of this work, the machines employed by me in the treatment of disease, are made by Messrs. W. C. & J. NEFF, at 3½ South Seventh Street, Philadelphia. The middle size, price ten dollars, is the one which I usually employ. These machines, where desired, I can select and send (on the receipt of the money,) by express or otherwise, to any part of the United States. Agents, of course, will apply directly, in all cases, to the Messrs. NEFF.

JOHN FONDEY, M. D.,
20 Logan Square, Philadelphia, Pa.

ECLECTIC MEDICAL COLLEGE

OF PENNSYLVANIA.

LOCATED IN PHILADELPHIA.

Sessions commence on the Third Wednesday of October, and close about the First of February following.

FACULTY OF MEDICINE.

JOSEPH SITES, M. D.,

Professor of Obstetrics and Diseases of Women and Children.

HENRY HOLLEMBÆK, M. D.,

Professor of Materia Medica, Therapeutics, Medical Botany.

THOMAS G. CHASE, M. D.,

Professor of Chemistry and Medical Jurisprudence.

JOHN FONDEY, M. D.,

Professor of Theory and Practice of Medicine and Pathology.

MARSHALL CALKINS, M. D.,

Professor of Anatomy and Physiology.

JAMES M. BUZZELL, M. D.,

Professor of the Institutes and Practice of Surgery.

WILLIAM PAINE, M. D.,

Demonstrator of Anatomy.

This Institution, (the only chartered one of the kind in this section of the country,) teaches the Eclectic or Reformed System of medical practice. The advocates of this system take the ground, that no one system of medical practice, separately considered, is in itself perfect; that in each there is much that is good, while in all there is more or less of imperfection; being either to some extent defective in efficiency, or exerting in connexion with their beneficial action, an influence which has proved, in many instances, positively hurtful and injurious.

While, therefore, they would not rely upon any one system of practice, so as to use it altogether, to the exclusion of every other, they would with wise discrimination, separate whatever is truly good in each, from all that it contains which is useless or injurious; leaving it to each individual to make his choice as to the particular system or systems which he may prefer, using them separately or in combination, as his own judgment may dictate, keeping in view, however, the grand and important idea that he is to select what will be most efficient, and discard what is hurtful; always endeavouring, in the choice and application of remedial processes and agents, to select such as shall not injure the constitution, or entail upon the system secondary diseases, which may be far more serious than those, which they were originally given to overcome. Blood-letting, Mercurializing, &c., are, therefore, discarded, and such remedies and applications are made choice of, as tend to correct disordered action, and augment the vital energy, thus enabling the body which is diseased to throw off the load under which it is labouring.

The principles which characterize Eclecticism are such as appeal to the common sense and reason of mankind; it is not surprising, therefore, that it is becoming more prized as it becomes better known, and that large accessions are making to the ranks of its advocates, out of all the different systems of medical practice of the day. Even Homœopathy and Hydropathy, are contributing largely to swell the numbers of those who believe in the correctness of the theory which it promulgates, and the superior efficacy of the method of treatment which it sanctions.

The Eclectic Medical College of Pennsylvania, was chartered by the State Legislature in 1850, and is endowed with all the powers and privileges which are possessed by institutions of a similar character. It possesses a Museum which is valuable, and sufficiently ample for the illustration of the subject of disease, and the structure of the human system.

Professors Sites and Hollembaek, the first of whom fills the chair of Obstetrics, and Diseases of Women and Children, and the latter that of Materia Medica, Therapeutics, and Medical Botany, are admirably adapted for their respective situations, their course of lectures being very practical and instructive.

The course of Lectures on Chemistry, by Professor Chase,

is one by which, in his hands, the subject on which he treats is divested of that dryness which is so generally regarded as attached to this particular study; being philosophical and at the same time instructive.

The chairs of Anatomy and Surgery are filled by Professors Calkins and Buzzell, who possess qualifications of the highest order, fitting them to discharge their respective duties in a manner calculated to promote the best interests of the Institution. Professor Buzzell ranks as one of the first surgeons in the country, being not only a skilful operator but a very safe and successful one.

William Paine, M. D., has been chosen to fill the position of Demonstrator of Anatomy, and is well fitted for this important position, having had a thorough medical and scientific education, and great experience in surgical practice, together with excellent abilities to teach.

The chair occupied by Dr. Fondey, is that of Theory and Practice of Medicine and Pathology. His efforts in this department will be directed to developing the true idea of Eclecticism; not confining himself to any one exclusive system of practice, but presenting the subject in a broad light, showing the union and intimate relation existing between the different systems; and that Allopathy, Homœopathy, Hydro-pathy, Chrono-Thermalism, Botanopathy, and Electro-magnetopathy, no matter how widely differing, apparently, in character, may all be used by the Eclectic in the treatment of disease; care being taken, however, to discard whatever is injurious, and retain whatever is good; the importance of avoiding the use of all remedies and processes which have a tendency to weaken the vital energies, and disorganize the human structure, being brought to bear upon the reason and conscience of the student, in a manner calculated to influence him to right action in practice.

The subject of tubercular disease will, as a part of the course of lectures delivered by him, be fully unfolded; and the student be thoroughly instructed in the method of preparing those remedies, which exert, apparently, a specific action in the treatment of this disorder.

The advantages which Philadelphia affords to the student of medicine, for a thorough qualification for his work, are unsurpassed by any city on the continent; the Hospitals,

which are of the finest character, being accessible on the same terms to the students of all medical institutions.

TERMS FOR LECTURES.


- | | |
|--|---------|
| 1. The Matriculating Fee, (paid on the first session,) | \$5 00 |
| 2. Course of Lectures, (six professors, \$12 each,) | \$72 00 |
| 3. Fee for Graduation, (Diploma,) | \$25 00 |
| 4. Demonstrator's Fee, | \$5 00 |

Terms Cash. In very peculiar circumstances of inability, on the part of the student, to pay the full amount in cash for Lecture Tickets, (but *only* in such extraordinary cases,) a well endorsed note will be received for a small part of the amount, the remainder being cash.

Students on coming to the city will call on the Dean at his residence. For further information, special or otherwise, respecting the business of the College, &c., a line may be addressed, (post paid,) to

JOHN FONDEY, M. D., DEAN,

20 Logan Square, Vine Street, Philadelphia, Pa.







MAR 1 1954

NATIONAL LIBRARY OF MEDICINE



NLM 03277223 5