

**A synopsis and analysis of one hundred cases of lithotomy, lithotrity, etc /
by Paul F. Eve.**

Contributors

Eve, Paul F. 1806-1877.
American Medical Association.
National Library of Medicine (U.S.)

Publication/Creation

Philadelphia : Collins, printer, 1871.

Persistent URL

<https://wellcomecollection.org/works/qnff63wa>

License and attribution

This material has been provided by This material has been provided by the National Library of Medicine (U.S.), through the Medical Heritage Library. The original may be consulted at the National Library of Medicine (U.S.) where the originals may be consulted.


This work has been identified as being free of known restrictions under copyright law, including all related and neighbouring rights and is being made available under the Creative Commons, Public Domain Mark.

You can copy, modify, distribute and perform the work, even for commercial purposes, without asking permission.

**wellcome
collection**

Wellcome Collection
183 Euston Road
London NW1 2BE UK
T +44 (0)20 7611 8722
E library@wellcomecollection.org
<https://wellcomecollection.org>

23130



A

SYNOPSIS AND ANALYSIS

OF

ONE HUNDRED CASES OF LITHOTOMY, LITHOTRITY,
ETC.

BY

PAUL F. EVE, M.D.,

PROFESSOR OF PRACTICAL SURGERY, NASHVILLE, TENN.

EXTRACTED FROM THE
TRANSACTIONS OF THE AMERICAN MEDICAL ASSOCIATION.



PHILADELPHIA:
COLLINS, PRINTER, 705 JAYNE STREET.
1871.

Annex

WJ

500

E93s

1871

A SYNOPSIS AND ANALYSIS OF ONE HUNDRED CASES OF LITHOTOMY, LITHOTRITY, ETC.

I TAKE pleasure in presenting to the American Medical Association the results of my operations in lithotomy, lithotrity, etc., within the last thirty years. These amount to one hundred cases, derived from the States of Georgia, South Carolina, North Carolina, New York, Alabama, Mississippi, Missouri, Kentucky, and Tennessee; and for their identification, the name, State, date, age, sex, race, method of operation, where performed, number of calculi removed, their weight, composition, and the results with remarks, are all appended. With scarce an exception, these particulars are fully detailed. The only deficiency is in the chemical analyses, which were found to be too complex to be included in the report here proposed; so that only the chief components could be given. These were made by the late Prof. E. B. Haskins, M.D., Clarksville, Tennessee; and Prof. Joseph Jones, M.D., now in New Orleans. Several, however, have not yet been chemically examined.

In regard to States, it will be seen that Tennessee furnished 46, Georgia 22, South Carolina 11, Mississippi 8, Alabama 7, Kentucky 2, Missouri 2, New York and North Carolina 1 each; total, 100.

In respect to date, the first operation was performed October, 1841; the last, February, 1871—a period less than 30 years.

As to age, my youngest patient was $2\frac{1}{2}$ years, and the oldest 77. Under 5 years there were 17 cases; between this and 14 years, 28 cases: making a total of 45 children. The mortality among these was only 3, being 1 in 15. In the remaining 55, or those above 14, there were 8 deaths, making a total mortality of 11 in the 100.

Of these 1 died in 60 hours.

“ 1 “ in 64 “

“ 1 “ in 72 “

“ 2 “ on the sixth day.

“ 1 “ on the seventh day.

“ 5 “ between the twelfth and eighteenth days. Only

6 died from the effects of the operation, making a mortality of 1 in

16.4 cases, and 5 from intercurrent events or diseases. Omitting the desperate cases and adventitious circumstances, would leave a mortality of about 1 in 25 cases. Again, of the first 50, 8 died; of the second 50, only 3, and but one of these was probably from the operation, one from erysipelas in a hospital, and the third one getting up and falling on the floor in a fainting fit.

Of the first 19 only 1 died, and he from dysentery.

“ next 6 3 “ each from inflammation and sloughing.

“ next 22 none died.

“ “ 5 4 died.

“ “ 20 none died.

“ “ 8 3 died.

“ last 20 none died.

Cases 100 11 deaths.

Of the sexes, 96 were males, 4 were females.

Of the races, 6 were blacks, 6 were mixed, 88 were whites.

Method of Operation.—

1 was relieved by urethral section.

2 by vesico-vaginal section.

2 by high operation, one death.

3 by lateral operation, two deaths.

1 by dilatation.

4 by lithotrity.

13 cases

by other methods than the bilateral, of which number 3 died, or $4\frac{1}{3}$ per centum. Of the 87 by the bilateral operation, 8 died, a mortality of 1 in $10\frac{7}{8}$. Only 3 of these were under my care after the operation.

Lastly, the number of calculi in the one hundred cases was as follows:—

In 1 case there were 117
“ 1 “ “ 58
“ 1 “ “ 18
“ 1 “ “ 17
“ 2 cases triple 6
“ 5 “ double 10
“ 89 “ single 89
100 cases.	315 calculi.

Of the composition of the stones, we are struck with the large number of phosphates of lime, and the fewness of uric acid, com-

pared to the European specimens. ~~In this respect are confirmed the analyses made by Prof. Peters, of Lexington, Kentucky, of the Dudlean Collection.~~

This may be the most complete synopsis ever made on the subject, certainly in our country. It is not alone of lithotomy, but of lithotrity, and includes four cases cut for obstinate, desperate cases of cystitis; and for the reason that the same operation was performed as if for stone. The bilateral method is that which my two friends, Drs. H. F. Campbell and W. T. Briggs, have also selected, and together have had, I learn, about another 100 cases. I think my success with it is as good as that ever accomplished by any other method.


No.	Identification of patient. Name, State, date, and sex.	Age.	Race.	Operation and where performed.	No. of calculi, weight, and composition.	Result and remarks.
1	Henry, mulatto boy, belonging to Col. Lamar, of Lincoln Co., Ga., Oct. 1841.	8	Mixed	Bilateral. In Augusta, Ga.	1 = 1 drachm. Oxalate of lime.	Speedy recovery, healed almost by first intention.
2	Son of Mrs. H., of Baldwin Co., Ga., May, 1843.	6	White	Bilateral. In Warrenton, Ga.	1 = 4 drs. Triple phos.	Speedy recovery, well in about eight days.
3	Lewis, mulatto boy, belonging to Prof. Newton, of Augusta, Ga., June, 1843.	3	Mixed	Bilateral. In Augusta, Ga.	1 = 1½ drs. Oxalate.	Speedy recovery, healed almost by first intention.
4	Son of Mr. Scofield, of Augusta, Ga., Oct. 1845.	3	White	Bilateral. In Augusta, Ga.	1 = 3 drs. Mixed oxal., urate, and phos.	Speedy recovery.
5	Mr. Leyton, of Early Co., Ga., Nov. and Dec. 1845.	34	"	Lithotrity. In Augusta, Ga.	1 measured about 1 inch in thickness. Fragments collected = 3 drs. Triple.	Speedy recovery.
6	Negro woman from n'r Talladega, Ala. Jan. 1846.	24	Black	Vesico-vaginal section	1 large calculus mass formed around a piece of the pubes, driven into blad. —1 fragment = 45 grs. uric acid.	Speedy recovery.
7	Dr. Thomas Reagan, Henry Co., Ga., April, 1847.	20	White	Bilateral. In Henry Co., Ga.	1 = 47 grs. oxalate.	Speedy recovery. This was performed against the will of the patient; he was held. Is now a graduate of Ga. Med. Coll.
8	Son of Mr. Collier, of De Kalb Co., Ga., Oct. 1847.	16	"	Bilateral. N'r Atlanta, Ga.	1 = 1 oz. & 21 grs. ox. & phos. lime. Was broken in extraction.	Speedy recovery.
9	Son of Mr. A. Kilchrist, of Edgefield Dist., S. C., March, 1848.	5	"	Bilateral. In Edgefield	1 = 3 drs. mixed—urate, oxal., and phos. lime.	Speedy recovery.
10	Son of Mr. Perrin, of Edgefield Dist., S. C., May, 1848.	5½	"	Bilateral. In Augusta, Ga.	1 = 2 drs. and 4 grs. ura., oxal. and phos. lime.	Speedy recovery.
11	Mr. Obannon, of Barnwell Dist., S. C., Jan. 1849.	43	"	Bilateral. In Augusta, Ga.	117 = 4½ oz. Phos. chiefly.	Speedy recov. Injury to spine, 1824. In 1859 Dr. Campbell, of Augusta, cut him again, removing 58, and in April, 1863, I cut him in Atlanta, Ga., extracting 18; total 193.
12	Negro boy, belonging to Mr. John Hankerson, of S. C., Feb. 1849.	6	Black	Bilateral. In Augusta, Ga.	1 = 2½ drs. Triple phos.	Speedy recovery.
13	Gen. Tarver's son, of Twiggs Co., Ga., May, 1849.	4	White	Bilateral. In Twiggs Co., Ga.	1 = 2 drs. Probably mixed	Speedy recovery. Rectum was punctured, but healed in 11 days. Parents refused to allow me to retain the calculus.
14	Mr. Bowen's son, of Coweta Co., Ga., May, 1849.	10	"	Bilateral. In Coweta Co.	1 = 3 oz. and 1 dr. Triple phos. and oxal.	Death from dysentery. Was doing well for ten days; his attending physician wrote: "I have no doubt he died of the bowel affection, when his wound had nearly healed."
15	Son of Mr. Zachary, of Morgan Co., Ga., June, 1850.	12	"	Bilateral. In Augusta	No stone removed.	Speedy recovery. Had retention of urine for years; could not explore bladder with finger; had symptoms of stone years after this.
16	Mr. John Hammond's son, near Milledgeville, Ga., Oct. 1850.	7	"	Bilateral. In Midway, Ga.	1 = 4 drs. Ura. and oxa.	Speedy recovery, well in about ten days.
17	Mr. Sang's son, of Graniteville, S. C., Feb. 1851.	7	"	Bilateral. In Augusta, Ga.	1 = 3 drs. Urate and oxal.	Speedy recovery.
18	Mr. Jennings's son, of Elbert Co., Ga., March, 1851.	7	"	Bilateral. In Augusta, Ga.	1 = 3 drs. Urate and oxal.	Speedy recovery, in 2 weeks.


No.	Identification of patient. Name, State, date, and sex.	Age.	Race.	Operation and where performed.	No. of calculi, weight, and composition.	Result and remarks.
19	Dr. Smith's son, of Coweta Co., Ga., June, 1851.	7	White	Bilateral. In Coweta Co.	2 = 2½ drs. One was broken.	Speedy recovery. Dr. Dugas, of Augusta, cut him for stone some years after my operat'n.
20	Mr. Isaac Towers, of De Kalb Co., Ga., June, 1851.	77	"	Bilateral. In DeKalb Co.	3. One removed by the scoop. Triple phos.	Death in 60 hours. This was a desperate case. Post-mortem revealed 3 cysts, 2 containing small calculi.
21	Mr. Tyree, of Sumner Co., Tenn., Nov. 1851.	24	"	Bilateral. In Nashville, Tenn.	1 = 4 drs. Oxal. and phos.	Recovery. Returned home in two weeks.
22	Dr. Duval's daughter, Tenn., Dec. 1851.	5	"	Bilateral. In Nashville, Tenn.	1 = 1½ drs. Phos. on triple.	Speedy recovery. Was operated upon on her 5th birthday with the double lithotome. Left for home in 5 days.
23	Mr. G.'s son, of College Hill, Nashville, Tenn., Feb. 1852.	7	"	Bilateral. In Nashville, Tenn.	1 = 1 dr. Uric acid.	Speedy recovery. My only specimen of pure uric acid, except No. 6, in which this was deposited on bone.
24	Mr. —, Bedford Co., Tenn., Feb. 1852.	24	"	Bilateral. In Nashville, Tenn.	1 = 1½ oz. Found broken up. Urates, ox. & phos. lime.	Death. Was a desperate case. Died on 6th day of inflammation and sloughing.
25	Col. K., of Wilson Co., Tenn., Feb. 1852.	65	"	Bilateral. In Wilson Co., Tenn.	1 = 1 oz. But was found broken in pieces. Oxal. and phosphate lime.	Death. Died about 12th day of sloughing. Was a large fleshy man, weighed over 200 lbs.; had enlarged prostate; could not explore blad. with finger.
26	White boy, from Marshall Co., Tenn. Jan. 1853.	3	"	Bilateral. In Nashville, Tenn.	1 = 40 grs. Oxal. and urate	Recovery. Returned home in three weeks.
27	Mr. Warner's son, of Nashville, Tenn. Jan. 1853.	4	"	Bilateral. In Nashville, Tenn.	1 = 1 scruple. Oxalate.	Recovery. Did well.
28	Mrs. Swann's son, near Marietta, Ga., July, 1853.	10	"	Bilateral. Near Marietta, Ga.	1 = over 1 oz. Triple phos.	Speedy recovery.
29	Mr. Taylor, a school-teacher from New York, July, 1853.	20	"	Lithotrity. In Augusta, Ga.	1. Fragments weighed 11 grs. Phos and oxal.	Speedy recovery. Dr. H. F. Campbell assisted me.
30	Mr. Owen, of Atlanta, Ga., March, 1854.	34	"	Bilateral. In Atlanta.	2 = 4 oz. Urates and phos.	Speedy recovery. Had been the victim of hip-joint disease; was a school teacher; recovered finely; saw him frequently in Atlanta during the war.
31	Mr. Blakemore's son, of Marshall Co., Tenn., March, 1854.	12	"	Bilateral. In Nashville, Tenn.	1 = 1 dr. Oxal. and phos.	Speedy recovery.
32	Son of Mrs. Mason, of Smith Co., Tenn., Oct. 1854.	7	"	Bilateral. In Nashville, Tenn.	1 = 3 drs. Oxal. and phos.	Speedy recovery.
33	Dr. Comer, of Macon, Ga., Oct. 1854.	21	"	Bilateral. In Macon, Ga.	1 = 3 drs. Oxalate.	Speedy recovery. A small artery was tied on 3d day. Was a graduate of medicine.
34	Mr. Wellons, of Ga., came with Dr. Peacock, Nov. 1854.	26	"	Bilateral. In Nashville, Tenn.	1 = 6 dr. Oxalate.	Good recovery. Had secondary hemorrhage.
35	Mrs. Plummer's son, of Nashville, Tenn., April, 1855.	4	"	Lateral. In Nashville, Tenn.	1 = 8 grs. Too small to ring or click. Urate & phos.	Speedy recovery.
36	Mulatto boy belonging to Mr. Duncan, of Barnwell Dist., S. C., Oct. 1855	16	Mixed	Bilateral. In Nashville, Tenn.	1 = 2 drs. Oxalate.	Speedy recovery. Walked into lecture-room a week after operation.
37	White boy from Marshall Co., Tenn., Jan., 1855.	9	White	Bilateral. In Nashville, Tenn.	1 Small calculus. Oxalate.	Speedy recovery.
38	Mr. Garrett, of Mississippi, May, 1855.	66	"	High. In Nashville, Tenn.	1 = 600 grs. Probably phos.	Recovery. Out on the 18th day. A large fleshy man, had lost an eye and right lower extremity (middle thigh), yet weighed 210 lbs.
39	Boy in Edgefield, Tenn., May, 1856.	2½	"	Bilateral. In Edgefield, Tenn.	2 = 2 drs. One half-moon shpe. Urate and phos.	Did well.

No.	Identification of patient. Name, State, date, and sex.	Age.	Race.	Operation and where performed.	No. of calculi, weight, and composition.	Result and remarks.
40	Boy from Western Dist. of Tenn., Nov. 1856.	11	White	Bilateral. In Nashville, Tenn.	1 = 398 grs. Phos. probably.	Speedy recovery.
41	Mr. — from Western Dist. of Tenn., Jan. 1857.	26	"	Dilatation. In Nashville, Tenn.	1 = the size of a coffee-bean. Unknown.	Speedy recovery. The calculus was lost by a student, as it was being passed around the class.
42	D. P., of Hardeman Co., Tenn., Feb., 1857.	22	"	Bilateral. In Nashville, Tenn.	1 = 1½ drs. Not analyzed.	Good recovery. Left for Memphis, by steamer, in a few days after operation. Member of class.
43	Mr. C., of Smith Co., Tenn., Feb. 1857.	19	"	Bilateral. In Nashville, Tenn.	1 = 4 drs. Phos. lime.	Speedy recovery. Returned home in three weeks.
44	Negro boy from Montgomery Co., Tenn., May, 1857.	9	Black	Bilateral. In Nashville, Tenn.	1 = 47 grs. Oxalate.	Speedy recovery. Operated before some members of the Am. Med. Association. Dr. Wood, of New York, assisted me. Left for home in a carriage on 5th day with Dr. Whittaker.
45	Mr. Buchanan, of Lincoln Co., Tenn., May, 1857.	61	White	Bilateral. In Lincoln Co., Tenn.	1 = 131 grs. Was broken. Urate & oxal.	Speedy recovery. A large fleshy man, 218 lbs. weight.
46	Mr. Bradford's son, of Brownsville, Tenn., June, 1857.	9	"	Bilateral. In Brownsville.	1 = 39 grs. Oxalate.	Speedy recovery. Out in three weeks.
47	A son of Mr. T., of Maury Co., Tenn., Dec. 1857.	8	"	Bilateral. In the Nashville Hosp.	1 = over ½ oz. Not analyzed. Probably phos.	Death. Had hemorrhage followed by fever, and died on the 7th from exhaustion.
48	Mr. Smith, from Mississippi, June, 1858.	28	"	High. In Nashville, Tenn.	1 = 4 oz. 2 drs. My largest. Not analyzed. Probably the triple.	Death. A short fat man; his father and grandfather had stone. Died of peritonitis in 72 hours. The calculus was very irregular, and the forceps could not grasp it.
49	A son of Mr. H., from Mississippi, Oct. 1858.	10	"	Lateral. In Nashville, Tenn.	None removed.	Death. Four days after operation had a chill, and died of erysipelas on 12th day. Drs. Jennings and Briggs felt gravel also. Post-mortem revealed gravel deposits in coats of bladder.
50	Mr. Galbraith, of Maury Co., Tenn., Nov. 1858.	27	"	Bilateral. In Nashville, Tenn.	1 = 406 grs. Family refused to let me have it.	Death. A desperate case from injury to the spine; did pretty well for four days, then hemorrhage occurred, followed by exhaustion and death on 18th day.
51	J. S., of Wilson Co., Tenn., June, 1858.	15	"	Urethral section. Nashville.	1 = 3 oz. Urate and phos.	Recovered. Returned home with fistula. Never afterwards heard from him.
52	Son of Mr. Holman, of Springfield, Tenn., Nov. 1858.	5	"	Bilateral. In Nashville, Tenn.	3 = 11 drs. Phos. of lime	Recovered. Returned home on 8th day. Has disease of spine. The stones are curious as to shape, and are highly polished; one is triangular, and the other two are six-sided.
53	Son of Mr. P., of Haywood Co., Tenn., Jan. 1859.	6	"	Bilateral. In Nashville, Tenn.	1 = 20 grs. oxalate.	Speedy recovery. Well in 15 days.
54	Son of Mr. Bradbury, of Montgomery Co., Tenn., June, 1859.	3	"	Bilateral. In Nashville, Tenn.	1 = 21 grs. Phos. and oxal.	Speedy recovery. Well in 10 days.
55	Son of Dr. White, of Memphis, Tenn., 1859.	5	"	Bilateral. In Nashville, Tenn.	1 = 15 grs. Urate & oxalate.	Speedy recovery. Well in 8 days.
56	Mulatto boy belonging to Mr. Jos. Thompson, of Lavergne, Tenn., Oct. 1859.	6	Mixed	Bilateral. In Nashville, Tenn.	1 = 1 drachm. Phos. lime.	Good recovery.
57	Daught. of Col. Newson, n'r Nashville, Tenn., Oct. 1859.	4	White	Bilateral. In Edgefield, Tenn.	1 = 1 oz. & 2 grs. Phos. probably.	Good recovery. Some incontinence of urine.
58	Mr. Persons, of Tusculumbia, Ala. Jan. 1860.	32	"	Bilateral. In Tusculumbia, Ala.	1 = 3 drs. Broken up. Triple phos.	Good recovery.

No.	Identification of patient. Name, State, date, and sex.	Age.	Race.	Operation and where performed.	No. of calculi, weight, and composition.	Result and remarks.
59	Son of Mr. Higdon, of Maury Co. Tenn. Feb. 1860.	6	White	Bilateral. In Nashville, Tenn.	1=40 grs. Oxalate.	Good recovery. Left for home in two days.
60	Son of Dr. Rand, near Tusculumbia, Ala., May, 1860.	7	"	Bilateral. Near Tusculumbia, Ala.	1=1 dr. Oxalate.	Good recovery. I learned since that he had some incontinence of urine.
61	Son of Mr. Hollis, of Sumner Co., Tenn. May, 1860.	8	"	Bilateral. In Nashville, Tenn.	1=2 drs. Phosphate.	Good recovery. Got well in two weeks.
62	Son of Mr. Blackburn, of Madison Co., Ala., May, 1860	5	"	Bilateral. In Nashville Hospital.	1. Refused to me.	Good recovery. Left in two weeks.
63	Mulatto boy, belonging to Mr. Greer, of Sumner Co., Tenn., July, 1860.	5	Mixed	Bilateral. In Nashville, Tenn.	1 1 drachm. Oxalate.	Good recovery. Left in two weeks.
64	Son of Mr. Lester, of Kentucky, Oct. 1860	7	White	Bilateral. In Nashville, Tenn.	1. Broken up. Triple.	Speedy recovery.
65	Son of Mr. Pullen, of Dickson Co., Tenn. Oct. 1860.	15	"	Bilateral. In Nashville, Tenn.	1=4 drs. Of a dumb-bell shape. Not analyzed.	Speedy recovery. Some little incontinence.
66	Mr. Tressler, of N. Carolina, Oct. 1860.	24	"	Bilateral. In Nashville, Tenn.	1=4 drs. Oblong slightly curved shape. Phos.	Speedy recovery.
67	Dr. Sadler, of Wilson Co., Tenn., Dec., 1860.	27	"	Bilateral. In Nashville, Tenn.	1=about 1 oz. Apparently phosphate.	Speedy recovery. Was a student of medicine.
68	Son of Mr. Sheppard, n'r Stanton Depot, Tenn., Jan. 1861.	5	"	Bilateral. 50 miles east of Memphis.	1=5 grs. My smallest; cotton-seed shape and size.	Speedy recovery. Was in a desperate condition when operated on, from retention and uræmia.
69	Mulatto boy belonging to Mr. McKissock, of Giles Co., Tenn., April, 1861.	9	Mixed	Bilateral. In Nashville, Tenn.	1=1½ oz. Not analyzed. Probably the triple phos.	Good recovery.
70	Negro boy belonging to Mr. Newson, of Cherokee, Ala., July, 1861.	11	Black	Bilateral. In Nashville, Tenn.	1=1½ drachm. Like in shape to the burr of the gum-tree	Speedy recovery. Left for home in a week.
71	Son of Mr. Wells, of Clarksville, Tenn. Oct. 1861.	4	White	Bilateral. In Nashville, Tenn.	1=3 drs. Is lost.	Speedy recovery. Well in 12 days.
72	Son of Mr. Bellinger, of Barnwell, S. C., Oct. 1861.	3	"	Bilateral. In Nashville, Tenn.	1=1½ drs. Oxal. and phos.	Speedy recovery. Returned home in two weeks.
73	Mr. Neil of Hinds Co., Miss., May, 1862.	60	"	Lateral with gorget, in Columbus, Miss.	17=5 drachms.	Died in 64 hours. Short, thick-set, fat man. A desperate case. I believe the bladder was injured by the beak of gorget. Never reached bladder with finger.
74	Mr. Mobly, of Carroll Co., Ga., a conscript, Oct. 1862.	20	"	Bilateral. In Atlanta, Ga., Gate City Hosp.	1=4 drs. Probably the triple.	Good recovery. Furloughed in three weeks.
75	Son of a soldier, Atlanta, Ga., Oct. 1862.	12	"	Bilateral. In Atlanta, Ga.	1. A large irregular mass. Triple.	Good recovery. Returned home in a few days.
76	Mr. O'Bannon, same as No. 11, in Atlanta, Ga., April, 1863.	56	"	Bilateral. In Atlanta, Ga.	18. Removed. Phosphate.	Death. Did well until 12th day, when he was attacked with erysipelas of the hand and forearm, and died; the wound had nearly healed.
77	Mrs. Diehl, of Jefferson Co., Ga., June, 1863.	40	"	Vesico-vaginal sect'n. In Jefferson Co., Ga.	2=1½ oz. One moves in the other like a ball and socket-joint. Phos.	Good recovery. As she had a vesico-vaginal fistula, the urethra was laid open to it. I learn she was satisfied with the result.
78	Son of Rev. Mr. McQueen, of Talladega Ala., Nov. 1863.	7	"	Bilateral. In Talladega, Ala.	1. Triple.	Good recovery. Did well.
79	Son of Capt. Ward, of Lagrange Ga., Dec. 1863.	3	"	Bilateral. In Lagrange	1. Size of a marble.	Good recovery.

No.	Identification of patient. Name, State, date, and sex.	Age.	Race.	Operation and where performed.	No. of calculi, weight, and composition.	Result and remarks.
80	Mr. Wilson, of Barnwell Dist., S. C., Oct. 1864.	24	White	Bilateral. In Barnwell District.	2=2½ oz. Urate & phos.	Death. A desperate case; did well to 12th day, when he got up, fainted, and fell on the hearth. Died on the 14th day.
81	Mr. Stephen Garrett, Chattooga Co., Ga., Nov. 1865	24	"	Bilateral. In Nashville, Tenn.	For chronic cystitis.	Recovered.
82	Mr. J. H. Wilson, of Obion Co., Tenn., Jan. 1866.	26	"	Bilateral. In Nashville, Tenn.	1. Oxalate—a beautiful one.	Speedy recovery.
83	Son of J. K. Dunlap, near Humboldt, Tenn., Nov. 1866.	4	"	Bilateral. In Nashville, Tenn.	2. Phosphoric and uric acids predominated.	Speedy recovery. Returned home on the 4th day; was only a week away from home.
84	Negro boy, Cudjoe, from Williamson Co., Tenn., Nov. 1866.	12	Black	Bilateral. In Nashville, Tenn.	1. Phosphate.	Speedy recovery.
85	Mr. Wm. C., of Nashville, Tenn., Nov. 1866.	64	White	Bilateral. In Nashville, Tenn.	2. One of our noted citizens. Uric acid.	Speedy recovery. A large, fleshy man. In excellent health now.
86	Mr. Woodfin, of Mississippi, Nov. 1866.	34	"	Lithotrity. In Nashville, Tenn.	1. Small one. Uric acid.	Speedy recovery. At one sitting. Patient weighed 220lbs., was 6 ft. and 4 in. in stature.
87	Son of Mr. Howland, of Rutherford Co., Tenn., Nov. 1866.	8	"	Bilateral. In Nashville, Tenn.	1=3 drachms. Quite friable. Uric and phos.	Speedy recovery. A portion of mucous membrane was attached to the rough end of the stone.
88	Son of Mr. Dickson, Hardin Co., Tenn., Nov. 1866.	5	"	Bilateral. In Nashville, Tenn.	1=2½ drachms. Uric and phos.	Speedy recovery.
89	Mr. Wm. Gober, a soldier of Fayette Co., Tenn., Dec. 1866.	25	"	Bilateral. In Nashville, Tenn.	1=2½ oz. Phosphate lime.	Speedy recovery. He passed through the war as a confederate soldier.
90	Dr. Lain, of Gibson Co., Tenn., May, 1867.	42	"	Bilateral. In Nashville, Tenn.	1=4 drachms. Jug shape. Oxalate & urate	Speedy recovery. Left for the country in a week.
91	John Cahon, of North Mississippi, April, 1868.	16	"	Bilateral. In Nashville, Tenn.	1=1 drachm. Like a gum burr. Oxalate.	Speedy recovery.
92	Negro Austin, of Nashville, Tenn., Dec. 1868.	21	Black	Bilateral. In Nashville, Tenn.	For chronic obstinate cystitis.	Relieved him for a time. Dr. Briggs repeated the same operation the next winter, and I learn he is now well and married.
93	Mr. Moore, of St. Louis, Jan. 1869.	45	White	Bilateral. In St. Louis City Hosp.	For chronic obstinate cystitis.	Good recovery from the operation, but not entire relief by it.
94	Mr. Hunter, of Simpson Co., Kentucky, May, 1869.	48	"	Bilateral. In Nashville, Tenn.	For chronic obstinate cystitis.	Good recovery. No recent news from him.
95	Dr. Higgins, of St. Louis Co., Mo., Oct. 1869.	26	"	Bilateral. In St. Louis, Mo.	1. Shape like a Minnie ball. Triple.	Good recovery. A desperate case.
96	Mr. Leon. Chisom, of Holly Springs, Miss., Sept. 1870.	18	"	Bilateral. In Nashville, Tenn.	1=1½ oz. Flattish oblong. Oxalate.	Good recovery.
97	Son of Dr. Hancock, of Wilson Co., Tenn., Oct. 1870.	4	"	Bilateral. In Nashville, Tenn.	1=2 drs. & 1 scr. Ur. ox. & phos.	Good recovery. Returned home on tenth day.
98	Stepson of Mr. Smith, of Rutherford Co., Tenn., Dec. 1870.	9	"	Bilateral. In Nashville, Tenn.	1=900 grs. Triple.	Good recovery. Desperate case and desperate operation; about one hour in performing it. Dr. Briggs aided me materially.
99	Mr. J. O. Ewing, of Courtland, Ala., Dec. 1870, and Feb. 1871.	38	"	Lithotrity. In Nashville, Tenn. About 20 sittings.	1. 1 in. in diam. Fragments weighed about 150 grains.	Entirely relieved him. Broke the stone before the class Dec. 12th, 1870. Continued the sittings to March 2d at intervals. On the 9th declared him well, and confirmed since by letter.
100	Mr. O'Bannon, aged 56. Same case as Nos. 11 and 76. In 1859.	52	"	Bilateral. My case, but Prof. Campbell operated in Augusta, Ga.	58. Size from pea to that of hickory nut. Phos. of lime.	Good recovery. I could not leave Nashville, and my relative operated.





28
2

~~make abstract~~

abstract

SYNOPSIS AND ANALYSIS

OF

ONE HUNDRED CASES OF LITHOTOMY, LITHOTRITY,
ETC.

BY

PAUL F. EVE, M.D.,

PROFESSOR OF PRACTICAL SURGERY, NASHVILLE, TENN.

EXTRACTED FROM THE
TRANSACTIONS OF THE AMERICAN MEDICAL ASSOCIATION.



PHILADELPHIA:
COLLINS, PRINTER, 705 JAYNE STREET.
1871.