

Synopsis and nosology : being an arrangement and definition of diseases / by William Cullen, M.D. Professor of the practice of physic in the University of Edinburgh ; First Physician to His Britannic Majesty for Scotland ; Fellow of the Royal College of Physicians of Edinburgh ; of the Royal societies of London and of Edinburgh ; of the Royal Society of Medicine of Paris, &c.; &c.;

Contributors

Cullen, William, 1710-1790.
Patten, Nathaniel, 1752?-1834
American Antiquarian Society
National Library of Medicine (U.S.)

Publication/Creation

Hartford : Printed by Nathaniel Patten, MDCCXCII [1792]

Persistent URL

<https://wellcomecollection.org/works/ju9npcs3>

License and attribution


This material has been provided by This material has been provided by the National Library of Medicine (U.S.), through the Medical Heritage Library. The original may be consulted at the National Library of Medicine (U.S.) where the originals may be consulted.

This work has been identified as being free of known restrictions under copyright law, including all related and neighbouring rights and is being made available under the Creative Commons, Public Domain Mark.

You can copy, modify, distribute and perform the work, even for commercial purposes, without asking permission.




Wellcome Collection
183 Euston Road
London NW1 2BE UK
T +44 (0)20 7611 8722
E library@wellcomecollection.org
<https://wellcomecollection.org>



NATIONAL LIBRARY OF MEDICINE

Washington





THE UNIVERSITY OF CHICAGO


LIBRARY

STUDY

OF THE HISTORY OF THE



CULLEN'S
SYNOPSIS.



ST. JOHN'S AND NEWCASTLE

Page 117

Arrangement for the

185

to be printed in a separate

the

ST. JOHN'S

University of the
that is to be printed in the
of the University of the

ST. JOHN'S

of the University of the

The first volume of the
to be printed in a separate

to be printed

to be printed in a separate

to be printed in a separate

to be printed in a separate

to be printed

SYNOPSIS AND NOSOLOGY,

being an

Arrangement and Definition

O F

D I S E A S E S,

B Y

WILLIAM CULLEN, M. D.

Professor of the Practice of Physic in the
University of Edinburgh;

First Physician to his Britannic Majesty for
Scotland; Fellow of the Royal

College of Physicians of Edinburgh; Of the
Royal Societies of London and of Edin-

burgh; Of the Royal Society of Medicine
of Paris, &c. &c. &c.

The first Translation from Latin

to English.

H A R T F O R D :

PRINTED BY NATHANIEL PATTEN.

M DCC XCII.

1792

SYNOPSIS AND NOSOLOGY.

Arrangement and Definition

OF A

DISSER

BY

WILLIAM CULLEN, M.D.


Professor of the Practice of Physic in the
University of Edinburgh;
and Physician to his Britannic Majesty for
Scotland; Fellow of the Royal
College of Physicians of Edinburgh, and the
Royal Society of London, &c. &c.
Surgeon: Of the Royal Army, &c. &c.
of Paris, &c. &c.

The first Translation from Latin

to English.

W. A. R. V. P. R. B.
PRINTED BY HARRISON & SONS

in 1800.



C U L L E N'S
*Arrangement, and
Definition of Dis-
eases.*

NOSOLOGY is the general
History or description of Dis-
eases, arranged in systematic order.

By the systematic method the
History of Diseases, like the subject
of natural History, are arranged into
Classes, orders, genera, and species ;
the Classes are marked by certain
symptoms common to each. The

orders all agree in having the same marks with the class to which they belong together with some additional ones peculiar to the order. The genera have all the marks and circumstances, of the Class and order, and besides have some which distinguish the Genus—And the species have all the marks and token of Class, order, and Genus, with the still farther addition of symptoms, or circumstances which give the specific character.

CONTENTS.

OF the Classes, Order,
Genera and Species.

Class 1st. Pyrexia.

Order 1st. Febres.

Sect. 1st. Of Intermittents.

Genus 1st. Tertian.

Genus 2d. Quartan.

Genus 3d. Quotidian.

Sect. 2. Continued fevers.

Genus 4. Synocha.

Genus 5. Typhus.

Species 1st. Typhus Petechialis.

——— 2. Typhus Icterodes.

Genus 6. Synochus.

Order 2. Phlegmasia.

Genus 7. Phlogosis

Species 1st. Phlogosis Phlegmone.

2. Phlogosis Erythema.

Genus 8. Ophthalmia.

1. Idiopathic species 1st. Ophthalmia membranarum.

——2. Ophthalmia (of the Tarsus.

2. Symptomatic.

Genus 9. Phrenitis.

1. Idiopathic.

2. Symptomatic.

Genus 10th. Cynanche.

Species 1st. Cynanche Tonsillaris.

2. Cynanche Maligna.

3. Cynanche trachealis.

4. Cynanche parotidea.

Genus ~~XI.~~ ^{XI.} Pneumonia.

Species 1st. Peripneumony.

1. Idiopathic.

2. Idiopathic.

3. Symptomatic.

Species 2. Pleurisy.

Genus 13. Carditis.

1. Idiopathic.

2. Symptomatic.

Genus 14. Peritonitis.

Species 1. Peritonitis propria.

2. Peritonitis omentalis.

3. Peritonitis mesenterica.

Genus 15. Gastritis.

I. Idiopathic.

Species 1. Gastritis Phlegmonodea.

2. Gastritis Erysipelatosa.

2. Symptomatic.

Genus 16. Enteritis.

I. Idiopathic.

Species 1. Enteritis Phlegmonodea.

2. Enteritis Erysipelatosa.

2. Symptomatic.

Genus 17. Hepatitis.

Genus 18. Splenitis.

Genus 19. Nephritis.

Species 1st. Idiopathic.

2. Symptomatic.

Genus 20. Cystitis.

Species 1. From Internal causes.

2. External Causes.

Genus 21. Hysteritis.

Genus 22. Rheumatismus.

Genus 23. Odontalgia.

Genus 24. Podagra.

Species 1st. Podagra regularis.

2. Podagra atonica.

3. Podagra retrograda.

4. Podagra aberrans.

Genus 25. Arthrapuosis.

Order 3. Exanthemata.

Genus 26. Erysipelas.

Species 1st. Erysipelas vesiculosum.

2. Erysipelas Phlyctænodes

Genus 27. Pestis.

Genus 28. Variola.

Species 1st. Variola discreta.

2. Variola confluens.

Genus 29. Varicella.

Genus 30. Rubeola.

Species 1st. Rubeola vulgaris.

2. Rubeola variolodes.

Genus 31. Miliaria.

Genus 32. Scarlatina.

Species 1. Scarlatina simplex.

2. Scarlatina Cynanchica.

Genus 33. Urticaria.

Genus 34. Pemphigus.

Genus 35. Aphtha.

Species 1. Idiopathic.

2. Symptomatic.

Order IV. Hæmorrhagiæ.

Genus 36. Epistaxis.

Species 1. Idiopathic.

2. Symptomatic.

Genus 37. Hæmoptysis.

Species 1. Hæmoptysis Plethora,

2. Hæmoptysis violenta.

3. Hæmoptysis phthifica.

4. Hæmoptysis Calculosa.

5. Hæmoptysis vicaria.

Species 1. Incipient Phthisis.

2. Confirm'd.

Genus 38. Hæmorrhoids.

Species 1. Hæmorrhoids Tumens.

2. Hæmorrhoids Procidens.

3. Hæmorrhoids fluens.

4. Hæmorrhoids Cæca.

Genus 39. Menorrhagia.

Species 1. Menorrhagia rubra.

2. Menorrhagia abortus.

3. Menorrhagia lochialis.

4. Menorrhagia vitiorum.

5. Menorrhagia alba.

6. Menorrhagia. Nabothi.

Order V. Profluvia.

Genus 40. Catarrhus.

Species 1. Symptomatic.

Genus 41. Dysenteria.

Class II. Neuroses.

Order. I. Comata.

Genus 42. Apoplexia.

Species are Idiopathic and Symptomatic.

1. Idiopathic. 1. Apoplexia sanguinea.

2. Apoplexia Serosa.

3. Apoplexia Hydrocephalica

4. Apoplexia atrabiliaria.

5. Apoplexia traumatica.

6. Apoplexia Venenata.

7. Apoplexia Mentalis.

8. Apoplexia Calateptica.

9. Apoplexia Suffocata.

2. Symptomatic 1. Of the inter-
mittent fever.

2. Continued fever.

3. Phlegmasia.

4. Exanthema.

5. Hysteria.

6. Epilepsy.

7. Podagra.

8. Worms.

9. Ischuria.

10. Scurveys.

Genus 43. Paralysis.

1. Idiopathic Species. 1 Paralysis
partialis.

2. Paralysis Hemepligia

3. Paralysis paraplegia.

4. Paralyfis venenata.

2. Symptomatic species, 1. Asthenic.

2. Paralytic.

3. Convulsive.

Order II. Adinamiæ.

Genus 44. Syncope.

1. Idiopathic species. 1. Syncope
Cardiaca.

2. Syncope occasionalis.

2. Symptomatic.

Genus 45. Dyspepsy.

1. Idiopathic.

2. Symptomatic.

Genus 46. Hypochondriasis.

Genus 47. Chlorosis.

Order 3. Spasmi.

Sect. 1. In the animal functions.

Genus 48. Tetanus.

Genus 49. Trismus.

Species 1. Trismus nascentium.

2. Trismus traumaticus.

Genus 50. Convulsio.

1 Idiopathic.

2 Symptomatic.

Genus 51. Chorea.

Genus 52. Rhabdania.

Genus 53. Epilepsy.

1. Idiopathic 1. Epilepsy cerebri.

2. Epilepsy Sympathic.

3. Epilepsy occasionalis.

Sec. 2. In the vital functions.

Genus 54. Palpitatio.

Genus 55. Asthma.

1. Idiopathic. 1. Asthma spontaneum

2. Asthma Exanthematicum.

Genus 56. Dyspnœa.

1. Idiopathic. 1. Dyspnœa Catarrhalis.

2. Dyspnœa Sicca.

3. Dyspnœa aerea.

4. Dyspnœa Terrea.

5. Dyspnœa aquosa.

6. Dyspnœa Pinguedinosa.

7. Dyspnœa Thoracica.

8. Dyspnœa extrinseca.

2. Symptomatic. 1. 2. 3.

Genus 57. Pertussis.

Sect. 2. In the natural functions.

Genus 58. Pyrosis.

Genus 59. Colica.

1. Idiopathic. 1. Colica spasmodica.

2. Colica Pictonum.

3. Colica Stercorea.

4. Colica accidentalis.

5. Colica meconialis.

6. Colica Callosa.

7. Colica Calculosa.

Genus 60. Cholera.

1. Idiopathic. 1. Cholera Spontanea.

2. Cholera accidentalis.

2. Symptomatic.

Genus 61. Diarrhœa.

1. Idiopathic. 1. Diarrhœa crapulo-
lofa.

2. Diarrhœa biliofa.

3. Diarrhœa mucosa.

4. Diarrhœa Cœliaca.

5. Diarrhœa lienteria.

6. Diarrhœa Hepattirhœa.

2. Symptomatic.

Genus 62. Diabetes.

1 Idiopathic. 1. Diabetes insipidus.

2. Symptomatic.

Genus 63. Hysteria.

Species 1. Retention of the menses.

2. Menorrhagia cruenta.

3. Menorrhagia serosa.

4. Obstruction of the viscera.

5. Fault of the stomach.

6. too great Salacity.

Genus 64. *Hydrophobia*.

Species 1. *Hydrophobia rabiosa*.

2. *Hydrophobia simplex*.

Order IV. *Vesaniae*.

Genus 65. *Amentia*.

Species 1. *Amentia congenita*.

2. *Amentia senilis*.

3. *Amentia acquisita*.

Genus 66. *Melancholia*.

Genus 67. *Mania*.

Species Idiopathic. 1. *Mania mentalis*.

2. *Mania Corporea*.

3. Mania Obscura.

Species Symptomatic.

1. Paraphrosyne a venenis.

2. ——— a pathemate.

3. ——— febrilis.

Genus 68. Oneirodynia.

1. Oneirodynia activa.

2. Oneirodynia Gravans.

Class III. Chachexia.

Order 1. Marcores.

Genus 69. Tabes.

Species. 1. Tabes purulenta.

2. Tabes scrophulosa.

3. Tabes venenata.

Genus 70. Atrophia.

Species 1. Atrophia. Inanitorum.

2. Atrophia famelicorum.

3. Atrophia cacochymica.

4. Atrophia debiliū.

Order II. Intumescentiæ.

Sect. 1. Adiposæ.

Genus 71. Polyfarcia.

Sect. 2. Flatuosæ.

Genus 72. Pneumatosis.

Species 1. Pneumatosis. Spontanea.

2. Pneumatosis traumatica.

3. Pneumatosis venenata.

4. Pneumatosis Histerica.

Genus 73. Tympanites.

Species 1. Tympanites intestinalis.

2. Tympanites abdominalis.

Genus 74. Phylometra.

Sect. III. Aquosæ.

Genus 75. Anasarca.

Species 1. Anasarca ferosa.

2. Anasarca. oppilata.

3. Anasarca exanthematica.

4. Anasarca anæmia.

5. Anasarca debiliū.

Genus 76. Hydrocephalus.

Genus 77. Hydrorachitis.

Genus 78. Hydrothorax.

Genus 79. Ascites.

Species 1. Ascites abdominalis.

2. Ascites Saccatus.

Genus 80. Hydrometra.

Genus 81. Hydrocele.

Sect. IV. Soledæ.

Genus 82. Physconia:

Species 1. Physconia. Hepatica.

2. Physconia Splenica.

3. Renalis.

4. Uterina.

5. ab ovaria.

6. mesenterica.

7. Intestinalis.

8. Omentalis.

9. Polyplachna.

10. Visceralis.

11. Externa lupialis.

12. Externa schirrodea.

13. Externa Hydatidosa.

14. ab adipe subcutaneo.

15. ab excrescentia.

Genus 83. Rachitis.

Order III. Impetigines.

Genus 84. Scrophula.

Species 1. Scrophula vulgaris.

2. Scrophula mesenterica.

3. Scrophula fugax

Genus 85. Syphilis.

Genus 86. Scorbutus.

Genus 87. Elephantiasis.

Genus 88. Lepra.

Genus 89. Framboesia.

Genus 90. Trichoma.

Genus 91. Icterus.

Species 1. Icterus Calculosus.

2. Icterus Spasmodicus.

3. Icterus hepaticus.

4. Icterus Gravidarum.

5. Icterus Infantum.

Class IV. Locales.

Order 1. Dysæsthesiæ.

Genus 92. Caligo.

Species 1. Caligo lentis.

2. Caligo cornea.

3. Caligo pupillæ.

4. Caligo. humorum.

5. Caligo palpebrarum.

Genus 93. Amaurosis.

Species 1. Amaurosis compressionis.

2. Amaurosis atonica.

3. Amaurosis spasmodica.

4. Amaurosis venenata.

Genus 94. Dyfopia.

Species 1. Dyfopia. Tenebrarum.

2. Dyfopia Luminis.

3. Dyfopia diffitorum.

4. Dyfopia proximorum.

5. Dyfopia lateralis.

Genus 95. Pseudoblepsis.

Species 1. Pseudoblepsis imaginaria

2. ——— Mutans.

Genus 96. Dysecocia.

1. Dysecocia organica.

2. ——— atonica.

Genus 97. Paracusis.

Species 1. Paracusis imperfecta.

2. Paracusis Imaginaria.

Genus 98. Anosmia.

Species 1. Anosmia organica.

2. Anosmia atonica.

Genus 99. Agheusia.

1. Agheusia organica.

2. Agheusia atonica.

Genus C. Anæsthesia.

Species 1. Anæsthesia a spina bifida.

2. Anæsthesia plethorica.

3. Anæsthesia Nascentium.

4. Anæsthesia Melancholica.

Order 2. Dyforexia.

Sect. 1. Appetitus erronei.

Genus C1. Bulimia.

Species 1. Bulimia helluonum.

2. Bulimia Syncopalis.

3. Bulimia emetica.

Genus C2. Polydipsia.

Genus C3. Pica.

Genus C4. Satyriasis.

Species 1. Satyriasis Juvenilis.

2. Satyriasis furens.

Genus C5. Nymphomania.

Genus C6. Nostalgia.

1. Nostalgia simplex.
2. Nostalgia complicata.

Sect. 2. Appetitus deficientes.

Genus C7. Anorexia.

1. Anorexia humoralis.
2. Anorexia atonica.

Genus C8. Adipsia:

Genus C9. Anaphrodisia.

1. ——— Paralytica.
2. ——— Gonorrhea.

Order 3. Dyscinesia.

Genus C10. Aphonia.

1. Aphonia gutturalis.
2. ——— trachealis.

3.— atonica.

Genus C11. Mutitas.

1.— organica.

2.— atonica.

3.— fudorum.

Genus. C12. Paraphonia.

1.— Puberum.

2.— Rauca.

3.— Resonans.

4.— Palatina.

5.— Clangens.

6.— Comatosa.

Genus C13. Psellismus.

1.— hæsitans.

2.—— Ringens.

3.—— Lallans.

4. Emolliens.

5. Balbutiens.

6.——acheilos.

7.—— Lagostomatum.

Genus C14. Strabismus.

1.—— habitualis.

2.—— Commodus.

3.—— Necessarius.

Genus C15. Dysphagia.

Genus C16. Contractura.

1.—— Primaria.

2.—— Articularis.

Order IV. Apocenosfes.

Genus C17. Profusio.

Genus C18. Ephirofis.

Genus C19. Epiphora.

Genus C20. Ptyalismus.

Genus C21. Enuresis.

1. — atonica.

2. — Irritata.

Genus C22. Gonorrhœa.

1. — Pura.

2. — Impura.

3. — Mucosa.

4. — Laxorum.

5. — Dormientium.

Order V. Epischefes.

Genus C23. Obstipatio.

1. ——— Debilium.

2. ——— Rigidorum.

3. ——— Obstructorum.

Genus C24. Ischuria.

1. ——— Renalis.

2. ——— ureterica.

3. ——— vesicalis.

4. ——— urethralis.

Genus C25. Dysuria.

1. ——— Ardens.

2. ——— Spasmodica.

3. ——— Compressionis.

4. ——— Phlogistica.

5. ——— Irritata.

6. ——— Mucosa.

Genus C26. Dyspermatismus.

1. — Urethralis.

2. — Nodofus.

3. — Præputialis.

4. — Mucosus.

5. — Hypertonicus.

6. — Epilepticus.

7. — Apractodes.

8. — Refluus.

Genus C27. Amenorrhœa.

1. — Emanfionis.

2. — Suppressionis.

3. — Difficilis.

Order VI. Tumores.

Genus C28. Aneurisma.

Genus C29. Varix.

Genus C30. Ecchymoma.

Genus C31. Schirrus.

Genus C32. Cancer.

Genus C33. Bubo.

Genus C34. Sarcoma.

Genus C35. Verruca.

Genus C36. Clavus.

Genus C37. Lupia.

Genus C38. Ganglion.

Genus C39. Hydatidis.

Genus C40. Hydarsthrus.

Genus C41. Exostosis.

Order VII. Ectopiae.

Genus C42. Hernia.

Genus C43. Prolapsus.

Genus C44. Luxatio.

Order VIII. Dyalises.

Genus C45. Vulnus.

Genus. C46. Ulcus.

Genus C47. Herpes.

Genus C48. Tinea.

Genus. C49. Pfora.

Genus C50. Fractura.

Genus C51. Caries.

F I N I S.

XXIX

Genus C. 43. P. 100.

Genus C. 44. P. 101.

Order VII. P. 102.

Class I. P. 103.

Genus C. 45. P. 104.

Genus C. 46. P. 105.

Genus C. 47. P. 106.

Genus C. 48. P. 107.

Genus C. 49. P. 108.

Genus C. 50. P. 109.

Genus C. 51. P. 110.

Genus C. 52. P. 111.

Genus C. 53. P. 112.

Genus C. 54. P. 113.

Genus C. 55. P. 114.

Genus C. 56. P. 115.

Genus C. 57. P. 116.

Genus C. 58. P. 117.

Genus C. 59. P. 118.

Genus C. 60. P. 119.

Genus C. 61. P. 120.

Genus C. 62. P. 121.

Genus C. 63. P. 122.



CLASS. I. PYREXIA.

A FREQUENT pulse, coming on after an horror or some degree of cold shivering, considerable heat, many of the functions injured, the strength of the limbs, especially diminished.

Order 1st. Febres. Pyrexia, without any primary local affection, following the languor, lassitude, and other symptoms of debility.

Sect. I. Intermittents, arising from the miasma of marshes, with an apyrexia, or intermission, or at least an evident remission, but the disease returns constantly, and for the most with an horror or trembling; there is only one paroxysm in a day.

Genus 1st. Tertiana, similar paroxisms with an interval of about fortyeight hours, coming on at noon.

A. Tertian hath either,

1. I. An apyrexia interposed,

1. Varying the duration of the paroxism.

A. The Tertian, whose paroxisms are not extended beyond twelve hours.

B. The Tertian whose paroxisms are extended beyond twelve hours.

2. Spurious Tertian.

2. Varying in the return of the paroxism.

C. The Tertian returning every day with unequal paroxisms alternately similar to one another.

D. The Tertian returning every third day, with two Paroxisms the same day.

Duplicate Tertian.

E. The Tertian returning every day, with two Pyroxisms on every third day, and only one on the intermediate ones.

Triple Tertian.

F. The Tertian returning every day, with a notable remission interposed between the odd and the even day, but a less remarkable one between the even and the odd one.

Semitertian.

3. Varying in its symptoms.

G. The Tertian accompanied with disposition to sleep.

H. Accompanied with spasms and convulsive motions.

I. Accompanied with an efflorescence of the skin.

K. The Tertian accompanied, with Phlegmasia.

4. Varying in being complicated with other diseases.

5. Varying as to its origin.

II. With the interposition only of a remission between the paroxysms.

G. II. Quartana. Similar Paroxisms, with an interval of about 74 hours, coming on in the afternoon.

I. With the Interposition of an apyrexia.

1. Varying in the Type.

A. The Quartan with single Paroxisms, returning every fourth day, none on the other days.

B. With two paroxisms every fourth day and none on the other days.

C. With three paroxisms every fourth day, and none on the intermediate days.

D. Of the four days having only the third free from fever, with similar paroxisms every fourth day.

E. The Quartan coming on every day, with similar paroxisms every 4th day.

2. Varying in its symptoms.

3. Varying in being complicated with other Diseases.

II. With a remission only between the paroxysm.

G. III. Quotidiana. Similar paroxysms with an Interval of about 24 hours, coming on in the morning.

I. With the Interposition of an apyrexia.

1. Varies in being solitary.

A. Universal.

B. Partial.

2. Complicated with other diseases.

II. With a remission only between the paroxysms.

Sect. II. Continuæ. Fevers without any intermission, and not occasioned by marsh miasmata, attended with exacerbations, and remissions, tho' not very remarkable.

G. IV. Synocha. Great heat, a frequent strong and hard pulse, high coloured urine, the functions of the sensorium a little disturbed.

G. V. Typhus, a contagious disease, the heat not greatly above the natural, the pulse small, weak and for the most part frequent; the urine little changed; the functions of the sensorium very much disturbed, and the strength greatly diminished.

The species are,

I. Typhus petechialis) Typhus for the most part with petechie.

Varying in degree. 1. mild Typhus,

2. Malignant Typhus.

II. Typhus Icterodes. Typhus with a yellowness of the skin.

G. VI. Synochus, a contagious disease; a fever composed of a Synocha and Typhus, in the beginning a Synocha, but towards the end a Typhus.

Order II. Phlegmasiæ. A Synocha fever, with inflammation or topical pain, the internal functions of the part being at the same time injured, the blood covered with fize.

G. VII. Phlogosis, pyrexia, redness, heat and painful tension, of some external part.

Species are,

I. Phlogosis (Phlegmone), of a vivid red colour, a swelling well defined, for the most part elevated to a point, and frequently degenerating into an abscess, with a beating or throbbing pain.

1. Varying in form. 2 Varying in its seat.

II. Phlogosis (erythema), of a reddish colour, vanishing by pressure, of an unequal and creeping circumference, with scarce any swelling, ending in the peeling off the cuticle, in phlyctænæ, or Blisters.

The variations are. 1st in the degree of violence. 2. In the remote causes.

3. In being complicated with other diseases.

The consequence of a phlogosis are, an imposthume, gangrene, Sphacelus.

G. VIII. Ophthalmia. A redness and pain of the Eye, with an inability to bear the light, for the most part with an effusion of Tears.

The species and varieties of ophthalmia are. I. Idiopathic.

1. Ophthalmia (of the membranes) in the tunica adnata and the membranes lying under it, or the Coats of the Eye.

A. Varying in the degree of the external inflammation.

B. In the internal Coats affected.

2. Ophthalmia (of the tarsus or cartilaginous edge) of the eye-lids, with swelling, erosion, and glutinous exudation.

II. Symptomatic.

1. From a Disease of the Eye itself.

2. From disease of other parts, or of the whole body.

G. IX. Phrenitis. Violent pyrexia, pain of the head, redness of the face and Eyes, inability to endure the light or any noise; watchfulness; a fierce delirium or Typhomania.

I. Idiopathic.

II. Symtomatic.

G. X. Cynanche. Pyrexia sometimes, inclining to a Typhus ; difficulty of swallowing and breathing ; with a sensation of narrowness in the fauces.

The species are,

I. Cynanche (tonfillarlis) affecting the mucus membrane of the fauces, but especially the Tonsils, with redness and swelling accompanied with a Synocha.

II. Cynanche (maligna) affecting the Tonsils, and mucus membrane of the fauces with swelling, redness, and mucuscrusts of a whitish or ash colour, creeping, and covering ulcers ; with a Typhus Fever and exanthemata.

III. Cynanche (trachealis) attended with difficulty of respiration, noisy and hoarse Inspiration, loud cough, without any apparent Tumour in the fauces, somewhat difficult deglutition, and a Synocha.

IV. The Pharyngea. Attended with redness in the bottom of the fauces, very dif-

ficult and painful deglutition. Respiration sufficiently free, and a Synocha.

V. The Parotidœa. With great swelling of the parotids and maxillary Glands appearing on the outside, the respiration and deglutition but little injured; a Synocha for the most part mild.

Diseases of this genus are symptomatic, either from external or internal causes.

G. XI. Pneumonia. Pyrexia, with a pain in some part of the thorax difficult Respiration and cough. The species are.

1. (Peripneumony) with a pulse not always hard, but sometimes soft, an obtuse pain of the breast, the respiration always difficult; sometimes the patient cannot breathe unless in an upright posture; the face swelled and of a livid colour, the cough for the most part moist, frequently Bloody.

I. Simple Idiopathic peripneumonies. Varying in degree.

2. Idiopathic Peripneumonies complicated with fever.

3. Symtomatic Peripneumonies.

II. Pleurisy. With a hard pulse; for the most part attended with a pungent pain of one side augmented chiefly during the time of Inspiration, an uneasiness when lying on the side, a most painful cough; dry in the beginning of the Disease, afterwards moist; and frequently bloody.

1. Simple Idiopathic Pleurifies.

2. Pleurifies, complicated (1) with fever (2) with Catarrh.

3. Symtomatic Pleurifies.

4. False Pleurifies.

The consequences of Pleurisy are Vomica or Empyema.

G. XII. Carditis. Pyrexia, pain about the heart, anxiety, difficulty of breathing, cough, unequal pulse, palpitation of the heart and fainting.

I. Idiopathic.

II. Symtomatic.

G. XIII. Peritonitis. Pyrexia. pain of the belly, exasperated by an upright posture, without the proper signs of other abdominal Phlegmasiæ. If the Diagnostics of the following Diseases are given, they may be reckoned as so many species of this genus.

The Species are

- I. Peritonitis, (propria) situated in the Peritonæum properly so called, surrounding the inside of the abdomen.
- II. *Peritonitis* (omentalis) in the peritonæum extended through the omentum.
- III. Peritonitis (mesenterica) in the peritonæum spread through the mesentery.

G. XV. *Gastritis*. Pyrexia, inclining to a Typhus, anxiety, pain and heat of the epigastrium, augmented when any thing is taken into the stomach, an inclination to vomit, and an immediate rejection of every thing swallowed, an hickup.

I. Idiopathic.

1. From internal causes.

A. *Gastritis* (phlegmonodea) attended with acute pain and violent pyrexia.

2. From external causes.

B. *Gastritis* (erysipelatoſa) with a leſs violent fever and pain ; an eryſipelatous redneſs appearing on the fauces.

II. Symtomatic.

G. XVI. *Enteritis*. Pyrexia of a Typhus-nature ; pungent pain of the Belly, ſtretching and twiſting round the navel ; vomiting ; the belly obſtinately bound.

I. *Idiopathic*.

Species are,

1. *Enteritis* (phlegmonodœa) with acute pain, violent fever, vomiting and conſtipation of the belly.

2. *Enteritis* (eryſipelatoſa) with leſs accute fever and pain, without vomiting, but accompanied with a Diarrhœa.

II. Symtomatic Species.

G. XVII. Hepatitis, Pyrexia, tension and pain of the right Hypochondrium sometimes pungent like that of pleurisy, but more frequently obtuse ; a pain reaching to the clavicle and top of the right shoulder ; a difficulty of lying on the left side, Dyspnoea, dry cough ; vomiting and hickup.

G. XVIII. Splenitis. Pyrexia, tension heat and swelling of the left Hypochondrium, the pain encreasing by pressure, without the signs of Nephritis.

G. XIX. Nephritis. Pain in the region of the kidney, often following the course of the ureter, frequent making of water, either thin or colourless, or very red, vomiting, stupor of the thigh ; with a retraction or pain of the testicle of the same side.

The species are,

I. Idiopathic spontaneous.

II. Symptomatic.

G. XX. Cystitis, Pyrexia, pain and swelling of the Hypochondrium, frequent and pain-

ful making of water or Ischuria and Tenesmus.

The species are.

I. Those arising from internal causes.

II. Those from external causes.

G. XXI. *Hysteritis*, Pyrexia, heat, tension, swelling and pain, of the Hypogastrium, the os Uteri painful, when touched, vomiting.

G. XXII. *Rheumatismus*, a disease arising from an external and frequently very evident causes, pyrexia, pain about the joints, frequently pursuing the course of the muscles, infesting the knees and other large joints, rather than those of the feet or hands; increased by external heat.

The species are either Idiopathic or symptomatic. The former varies in situation.

A. In the muscles of the Loins.

B. In the Muscles of the Coxendix.

C. In the Muscles of the Breast.

G. XXIII. Odontalgia, a rheumatism of the jaw; from a caries of the teeth.

G. XXIV. Podagra. An hereditary Disease, arising without any evident external cause, but for the most part preceeded by an unusual affection of the stomach, pyrexia, pain of the joint, for the most part of the great toe of the foot, but certainly infesting chiefly the wrists and ankles, returning by intervals, and often attended with affections of the stomach and other internal parts.

I. Podagra (regularis) with a pretty violent Inflammation of the joints, remaining for some days, and by degrees going off with swelling, itching, desquamation of the affected part.

II. Podagra (atonica) with atony of the stomach or some other Internal part, and either without the usual inflammation of the joints or only with slight and wandering pains, and frequently alternated with dyspepsia, or other symptoms of Atony.

III. Podagra (retrograda) the inflammation of the joints suddenly receding, and an atony of the stomach and other parts immediately following. IV. Podagra (aberrans) with the inflammation of an internal part, either preceding or not, suddenly receding an inflammation of the joints.

G. XXV. Arthropuosis. deep, obtuse, and long continued pains of the joints or muscular parts, frequently following contusion, with either no swelling, or a moderate and diffused one ; no phlogosis, pyrexia, at first gentle, afterwards Hectic, and at length an imposthume.

Order. III. Exanthemata. Contagious diseases, affecting a person only once in their life. beginning with fever ; after a certain time appear phlogoses, for the most part small and in considerable number and dispersed over the skin.

G. XXVI. Variola. a contagious Synocha with vomiting and pain on pressing the epigastrium. On the third day begins, and on the fifth is finished, the eruption of in-

inflammatory pustules, which suppurate in the space of eight days, and at last go off in crusts; frequently leaving depressed cicatrice or Pockpits in the skin.

The Species are.

I. Variola (discreta) with few, distinct, turgid pustules, having circular bases, the fever ceasing immediately after the eruption.

II. Variola (confluens) with numerous confluent, irregular shaped pustules, flaccid, and little elevated; the fever remaining after the eruption.

G. XXVII. *Varicella*, Synocha, papulæ breaking out after a short fever similar to those of the Small Pox, but hardly ever coming to Suppuration, after a few days going off in small scales; never leaving any mark.

G. XXVIII. *Rubeola*. a contagious Synocha, with sneezing, epiphora and dry hoarse cough, on the fourth day or a little later, break forth, small clustered, and scarce elevated papulæ, after three days going off in very small branny scales.

The Species are.

I. *Rubeola* (vulgaris) with very small confluent corymbose papulæ, scarce rising above the skin, varying.

1. In the symptoms being more severe, and the course of the disease less regular.

2. In being accompanied with a quinsy.

3. With a putrid diathesis.

II *Rubeola* (variolodes) with distinct papulæ raised above the skin.

G. XXIX. *Scarlatina*. a contagious Synocha, on the fourth day of the disease the face swells a little, at the same time an universal redness occupies the Skin in large spots, at length running together, after three days going off in branny scales, frequently succeeded by an Anasarca.

The Species are.

I. *Scarlatina* (simplex) not accompanied with Cynanche.

II. Scarlatina (Cynanchica) with an ulcerous Cynanche.

G. XXX. Pestis, an exceedingly contagious Typhus, with the highest debility. On an uncertain day Buboes and carbuncles break forth, It is various in degree, but the species are uncertain.

G. XXXI. Erysipelas, a Synocha of two or three days, for the most part attended with drowsiness, often with a delirium. In some part of the Skin, most frequently the face, appears a phlogosis erythema.

The Species are

I. Erysipelas (vesiculosum) with erythema redness, creeping, occupying a large space and in some parts ends in large Blisters.

II. Erysipelas (phlyctænodes) with an erythema formed of a number of papillæ chiefly occupying the trunk of the Body, ending in phlyctænæ or small Blisters.

The disease is also symptomatic.

- G. XXXII. Miliaria, Synochus, with anxiety, frequent sighing, foetid sweat, and points on the Skin. On an uncertain day of the disease break out red, small, distinct papulæ, spread over the whole body as well as the Face, the Apices of which after one or two days, become very small, white pustules remaining for a short time.
- G. XXXIII. Urticaria. An amphemerina fever, on the second day of the disease, red spots resembling the stinging of nettles almost vanishing during the day, but returning in the evening, with the fever, and after a few days going off all together in very small scales.
- G. XXXIV. Pemphigus, a contagious Typhus, on the first, second, or third day of the disease, Blisters break out in several parts of the body, of the bigness of a bean, remaining for many days, and at last pouring out a thin ichor.
- G. XXXV. Aphtha. Synochus, the tongue somewhat swelled and of a livid colour, as well as the fauces, eschars first appearing in the fauces, but at length occult and occupying the whole internal part of the

month, of a white colour, sometimes distinct, often running together, quickly growing again when taken off, and remaining for an uncertain time.

The species are.

1 Idiopathic. 2 Symptomatic.

Order IV. Hæmorrhagiæ. Pyrexia, with a profusion of blood, without any external violence, the blood drawn from a vein has the same appearance as in phlegmasiæ.

G. XXXVI. Epistaxis. pain or weight of the head, redness of the face, a profusion of blood from the nose.

1. Idiopathic.

Varying according to the time of life.

1. Epistaxis, of young people, with the symptoms of an arterious plethora.

2 Epistaxis. of old people, with symptoms of a venous plethora.

II. Symptomatic.

1. From internal causes.

2. From external causes.

G. XXXVII. Hæmoptysis. redness of the cheeks, a sensation of uneasiness, or pain, and sometimes of heat in the breast, difficulty of breathing, tickling of the fauces, either a severe or less violent cough, bringing up florid and frequently frothy blood.

The Species are.

1. Hæmoptysis (plethorica) without any external violence and without being preceded by any cough, or suppression of a customary evacuation.

2. Hæmoptysis (violenta) from external violence applied.

3. Hæmoptysis (phthifica) after a long continued cough, with leanness and debility.

4. Hæmoptysis (calculosa) in which some calculous molecules, for the most part of a calcarious nature are thrown up.

5. Hæmoptysis (vicaria) after the suppression of a customary evacuation. Besides these, there are a number of symptomatic Species mentioned by different authors. The consequence of an Hæmoptysis is, a Phthisis, a wasting and debility of the body, with a cough, hectic fever, and for the most part a purulent expectoration.

The Species are.

- I. An incipient Phthisis, without any expectoration of pus.
- II. A confirmed Phthisis, with expectoration of pus. Both species vary 1. as to their remote cause. 2. as to the origin of the purulent matter.

G. XXXVIII. Hæmorrhoids. weight and pain of the head, vertigo, pain of the loins, pain of the arms, livid painful tubercles, from which for the most part blood flows out, which also sometimes drops out of the anus, without any apparent Tumor.

The Species are.

- I. Hæmorrhoids (tumens) external from varicæ.

Varying.

A. Bloody.

B. Mucous.

2. Hæmorrhoids (procidens) external from a procidentia ani.

3. Hæmorrhoids (fluens) internal, without any procidentia ani.

4. Hæmorrhoids (cæca) with pain and swelling of the anus, without any profusion of blood.

G. XXXIX. Menorrhagia. Pains of the back, belly, and loins like those of Child birth, an unusually copious flux of the menses or blood from the vagina.

The Species are.

1. Menorrhagia (rubra) bloody in women neither with child, or in childbirth.

2. Menorrhagia (lochialis) bloody in child bed women.

3. Menorrhagia (abortus) bloody in women with child.
4. Menorrhagia (viliorum) bloody from some local disease.
5. Menorrhagia (alba) cerous, without any local disease, in women not with child.
6. Menorrhagia (nabothi) ferous in women with child.

Order. V. Profluvia. pyrexia, with an increased secretion, naturally not bloody.
 G. XL. Catarrhus. pyrexia, frequently contagious. An increased excretion of mucous, at least efforts to excrete it. The species are for the most part symptomatic.

1. from cold.
2. from contagion.

G. XLI. Dysenteria, contagious, pyrexia, frequent mucus or bloody stools, while the alvine fœces are for the most part retained, gripes, tenesmus. Varying.

1. Accompanied with worms.

2. With the excretion of small fleshy or sebaceous bodies.
3. With an Intermittent Fever.
4. Without blood.
5. With a Miliary fever.

Class II. Neuroses. an injury of the sense and motion, without an Idiopathic Pyrexia or any local affection.

Order. 1. Comata, a diminution of voluntary motion, with sleep, or a deprivation of the senses.

G. XLII. Apoplexia. almost all voluntary motion diminished, with sleep more or less profound; the motion of the heart and arteries remaining.

The Idiopathic species are.

1. Apoplexia (sanguinea) with symptoms of universal plethora, especially of the head.
2. Apoplexia (serosa) with a leucophlegmasia over the whole body, especially in old people

3. Apoplexia (Hydrocephalica) coming on by degrees, affecting infants, or those below the age of puberty, first with lassitude, a slight fever and pain of the head, then with slowness of the pulse, dilatation of the pupil of the Eye, and drowfiness.
4. Apoplexia (a trabiliaria) taking place in those of a Melancholic constitution.
5. Apoplexia (traumatica) from some external injury mechanically applied to the head.
6. Apoplexia (venenata) from powerful sedatives taken internally or applied externally.
7. Apoplexia (mentalis) from a passion of the mind.
8. Apoplexia (Cataleptica) in the contractile muscles, with a mobility of the limbs by external force.
9. Apoplexia (suffocata) from some external suffocating power.

The Apoplexy is frequently Somptomatic.

I. of an Intermitting fever.

2. continued fever. 3. Phlegmasiæ. 4. Exanthema. 5. Hyſteria. 6. Epilepsy. 7. Podagra. 8. worms. 9. Iſchuria 10. Scurvys.

G. XLIII. Paralyſis. only ſome of the voluntary motions diminished, frequently with ſleep.

The Idiopathic Species are.

1. Paralyſis (partialis) of ſome particular muſcles only. 2. Paralyſis, (hemiplegia) of one ſide of the body. Vary according to the conſtitution of the Body.

a. Hemiplegia in a plethoric habit.

b. In a leuco plegmatic habit.

3. Paralyſis (paraplegia) of one half of the body taken tranſverſly.

4. Paralyſis (venenata) from ſedative powers applied either externally or internally.

II. Species are.

A. Symptoms either of an asthenia or palsy, tremor, an alternate motion of a limb by frequent strokes and intervals.

The species are. 1. Asthenia. 2. Paralytic. 3. Convulsive.

Order. II. Adynamia. A diminution of the involuntary motions, whether vital or natural.

G. XLIV. Syncope, a diminution or even a total stoppage, of the motion of the heart for a little.

I Idiopathic.

1. Syncope (cardiaca) returning frequently without any manifest cause, with violent palpitations of the heart, during the intervals; from a fault of the heart or neighbouring vessels.

2. Syncope (occasionalis) arising from some evident cause, from an affection of the whole system.

II. Symptomatic, or symptoms of diseases, either of the whole system, or of other parts besides the Heart.

* G. XLV. Dyspepsia. anorexia, nausea, vomiting, inflation, belching, rumination, cardialgia, gastrodynia, more or fewer of those symptoms at least concurring, for the most-part with a constipation of the belly, and without any other Diseases either of the stomach itself, or of other parts.

^ & Hypochondria.

I. Idiopathic.

II. Symptomatic.

1. From a disease of the stomach itself.
2. From a disease of other parts, or of the whole body.

G. XLVI. Hypochondriasis, dyspepsia, with languor, sadness and fear without any

** Sometimes attended with a fulness in the vessels of the head, & a slight degree of insanity, owing to a derangement of the nervous system.*

adequate causes, in a melancholic temperament.

G. XLVII. Chlorosis, Dyspepsia, or a desire of something not used as food, a pale or discoloured complexion. The veins not well filled, a soft tumour of the whole body, asthenia, palpitation, suppression of the menses.

Order. III. Spasmi. irregular motions of the muscles or muscularfibres.

Sect. I. In the animal Functions.

G. XLVIII. Tetanus. A spastic rigidity of almost the whole Body. Varying according to the remote cause as it arises either from something, internal. 1 from cold, or from a wound. It varies likewise, from whatever cause it arises according to the part of the body affected.

G. XLIX. Trismus. as spastic rigidity of the lower jaw. The species are,

1. Trismus (nascentium) seizing infants under two months old.

2. Trismus (traumaticus) seizing people of all ages either from wound or cold.

G. L. Convulsio, an irregular clonic contraction of the muscles without sleep.

1. Idiopathic. 2. Symptomatic.

G. LI. Chorea, attacking those who have not yet arrived at puberty, most commonly within the 10th or 14th year, with convulsive motions for the most part of one side, in attempting the voluntary motions of the hands and arms, resembling the gesticulations of mountebanks, in walking rather dragging one of their feet after them, than lifting it.

G. LII. Raphania. a spastic contraction of the joints, with convulsive agitations and most violent periodical pain.

G. LIII. Epilepsia, a convulsion of the muscles, with sleep.

The Idiopathic Species are.

1. Epilepsia (cerebralis) suddenly attacking without any manifest cause, without any sense of uneasiness preceeding, excepting perhaps a Slight vertigo or Scotomia.
2. Epilepsia (Sympathica) without any manifest cause, but preceeded by the sensation of a kind of Air rising from a certain part of the body towards the head.
3. Epilepsia (occasionalis) arising from a manifest irritation and ceasing on the removal of that irritation. Varying according to the difference of the irritating matter, and thus it may arise.

From injuries of the head, pain, worms, poison, from the repulsion of the itch, or an effusion of any other acrid humour, from crudities in the stomach, from passions of the mind, from an immoderate hæmorrhage, or from debility.

Sect. II. In the vital functions.

A. In the action of the heart.

G. LIV. Palpitatio. A violent and irregular motion of the heart.

B. In the action of the Lungs.

G. LV. Asthma. a difficulty of breathing, returning by intervals, with a sense of straightness in the breast, and a noisy respiration with hissing, in the beginning of the paroxysm there is either no cough at all, or coughing is difficult, but towards the end the cough becomes free, frequently with a copious spitting of mucus.

The idiopathic species are,

- 1 Asthma (spontaneum) without any manifest cause or other concomitant disease.
2. Asthma (exanthematicum) from the repulsion of the Itch or acrid effusion.
3. Asthma (plethoricum) from the suppres-

sion of some customary sanguineous evacuation or from a spontaneous plethory.

G. LVI. *Dyspnoea*. A continual difficulty of breathing, without any sense of straitness, but rather of fullness and infarction in the breast, a frequent cough throughout the whole course of the disease.

The Idiopathic species are.

1. *Dyspnoea* (*catarrhalis*) with a frequent cough, bringing up plenty of viscid mucus.
2. *Dyspnoea*. (*sicca*) with a cough, for the most part dry.
3. *Dyspnoea*. (*ærea*) increased by the least change of weather.
4. *Dyspnoea*. (*terrea*) bringing up with the cough an earthy or calculous matter.
5. *Dyspnoea*. (*aquosa*) with scanty urine and œdematous fat, without any signs of an *Hydrothorax*.

6. Dyspnoea (pnyuedinosa) in very fat people
7. Dyspnoea (thoracica) from an injury done to the parts surrounding the thorax or from some bad conformation of them.
8. Dyspnoea. (extrinseca) from evident external causes.

The symptomatic species of dyspnoea are Symptoms.

1. of Diseases of the heart or large vessels.
2. Of swellings in the abdomen.
3. Of various Diseases.

G. LVII. Pertussis. a contagious disease, convulsive strangling cough, reiterated with noisy inspiration, frequent vomiting.
Sect. II. In the natural functions.

G. LVIII. Pyrosis. a burning pain in the epigastrium with plenty of aqueous humour, for the most part insipid, but sometimes acrid belchings up.

G. LIX. Colica. pain of the belly, especially twisting round the navel, vomiting, a constipation. The Idiopathic species are.

1. Colica (spasmodica) with retraction of the navil, and spasms of the abdominal muscles. Varying by reason of some symptoms superadded ; hence,

a. Colica, with vomiting of excrements, or of matters injected by the anus.

b. Colica, with inflammation supervening.

2. Colica (pictonum) preceded by a sense of weight or uneasiness in the belly, especially about the navel, then comes on the colic pain, at first slight and interrupted, chiefly augmented after meals, at length more severe and almost continual, with pain of the arms and back, at last ending in a Palsy. Varying according to the nature of the remote cause, and hence,

a. From metallic poison.

- b. From acids taken inwardly.
 - c. From Cold.
 - d. From a contusion of the back.
3. Colica (Stercorea), in people subject to costiveness.
 4. Colica (accidentalis) from acrid matter taken internally.
 5. Colica (meconialis) in new born children from a retention of the meconium.
 6. Colica (callosa) with a sensation of stricture in some part of the intestines and frequently of a collection of flatus with some pain before the constricted part, which flatus also passing through the part where the stricture is felt gradually vanishes. The belly flows, and at last passing only a few liquid fœces.
 7. Colica (calculosa) with a fixed hardness in some part of the abdomen, and calculi sometimes passing by the anus.

G. LX. Cholera. A vomiting of bilious matter, and likewise a frequent excretion of the same by stool, anxiety, gripes, spasm in the calves of the legs.

I. Idiopathic.

1. Cholera, (spontanea) arising in a warm season without any manifest cause.

2. Cholera. (accidentalis) from acrid matters taken internally.

II. Symptomatic.

G. LXI. Diarrhœa. frequent stools, the disease not infectious, no primary pyrexia.

I. Idiopathic.

1. Diarrhœa (crapulosa) in which the excrements are voided in greater quantity than naturally.

2. Diarrhœa (biliosa) in which yellow fæces are voided in great quantity.

3. Diarrhœa (mucosa) in which either from acrid substances taken inwardly, or from cold, especially applied to the feet ; a great quantity is voided.
4. Diarrhœa (cæliaca) in which a milky humour of the nature of chyle passed.
5. Diarrhœa (lienteria) in which the aliments are discharged with little alteration soon after eating.
6. Diarrhœa (hepatirrhœa), in which a bloody serous matter is discharged without pain.

II. Symptomatic.

G. LXII. Diabetes. A chronical profusion of urine, for the most part preternatural and in immoderate quantity.

I. Idiopathic.

- I. Diabetes (mellitus) with urine of the smell colour, and savoury of honey.

II. Diabetes. (insipidus) with limpid, but, not sweet urine.

II. Symptomatic.

G. LXIII. Hysteria. rumbling of the bowels. a sensation of a globe turning itself in the belly, ascending to the stomach; sleep, convulsions, a great quantity of limpid urine, the mind involuntarily fickle and mutable. The following are by Sauvages reckoned distinct Idiopathic species. but by Dr. Cullen, only varieties of the same Species.

A. From a retention of the menses.

B. From a menorrhagia (cruenta,

C. From a menorrhagia serosa or fluor albus.

D. From an obstruction of the viscera.

E. From a fault of the stomach.

F. From too great Salacity.

G. LXIV. *Hydrophobia*. A dislike and horror at every kind of drink, as occasioning a convulsion of the pharynx, induced for the most part, by the bite of a mad animal.

The species are.

I. *Hydrophobia (rabiosa)* with a desire of biting the by-standers, occasioned by the bite of a mad animal.

II. *Hydrophobia. (simplex)* without madness, or any desire of biting.

Order. IV. *Vesaniæ*. Disorders of the judgment without any pyrexia or coma.

G. LXV. *Amentia*. An imbecility of judgment, by which people either do not perceive, or do not remember the relations of things.

The species are.

I. *Amentia. (congenita)* continuing from a person's birth.

II. Amentia. (senilis) from the diminution of the perceptions and memory through extreme old age.

III. Amentia. (acquisita) occurring in people formerly of a sound mind, from evident external causes.

G. LXVI. Melancholia. a partial madness, without dispepsia. Varying according to the different subjects concerning which the person raves. And thus is,

- I. With an Imagination in the patient concerning his body being in a dangerous condition, from slight causes, or that his affairs are in a desperate state.
2. With an Imagination concerning a prosperous state of affairs.
3. With violent love, without satyriasis or nymphomania.
4. With a superstitious fear of a future state.
5. With an aversion from motion and all the offices of life.

6. With restlessness and an impatience of any situation whatever.

7. With a weariness of life.

8. With a deception concerning the nature of the patients species.

The Doctor reckons that there is no such Disease as that called Dæmonomania, and that the Diseases mentioned by Sauvage under that title are either,

1. Species of melancholy as mania or.

2. Of some disease by the spectators falsely ascribed to the influence of an evil spirit or,

3. Of a Disease entirely feigned or,

4. Of a Disease partly true and partly feigned.

G. LXVII. Mania. universal madness.

1. Mania (mentalis) arising entirely from passions of the mind.

2. Mania (corporea) from an evident Disease of the body.

Varying according to the different disease of the body.

3. Mania (obscura) without any passion of the mind or evident disease of the Body preceeding.

The symptomatic species of mania, are.

1. Paraphroyné from poisons.
2. Paraphrosyne from passion.
3. Paraphrosyne febrilis.

G. LXVIII. Oneirodynia. A violent and troublesome imagination in time of sleep.

1. Oneirodynia. (activa) exciting to waking and various motions.
2. Oneirodynia (gravans) from a sense of some weight incumbent and pressing on the breast especially.

Class III. Chachexiæ. A depraved habit

of the whole or the greatest part of the body, without primary pyrexia or neurosis.

Order. I. Marcores. a wasting of the whole body.

G. LXIX. Tabes. Leanness, asthenia, hectic, pyrexia. The species are.

1. Tabes (purulenta) from external or internal ulcers or from a vomica. Varying in its situation ; hence,
2. Tabes (scrophulosa) in scrophulous constitutions.
3. Tabes (venenata) from poison taken inwardly.

G. LXX. Atrophia. Leanness and asthenia without hectic pyrexia.

The species are.

1. Atrophia. (inanitorum) from too great evacuation.
2. Atrophia. (famelicorum) from a deficiency of nourishment.

3. Atrophia (cacochymica) from corrupted nourishment.

4. Atrophia. (debilium) from the function of nutrition being depraved, without any extraordinary evacuation or cacochymia having preceeded.

Order. II. Intumescentiæ. An external tumour of the whole or greatest part of the body.

Sect. I Adiposæ.

G. LXXI. Polyfarcia. a troublesome swell of the body from fat.

Sect. II. Flatuosæ.

G. LXXII. Pnuematosis. a tense elastic swelling of the body crackling under the hand.

The species are.

1. Pneumatosis (spontanea) without any manifest cause.

2. Pneumatosis (traumatica) from a wound in the breast.

3. Pneumatosis (venenata) from poison injected or applied.

4. Pneumatosis (hysterica) with hysteria.

G. LXXIII. Tympanites. a tense, elastic ferous swelling of the abdomen, costiveness, a decay of the other parts.

The species are.

1. Tympanites (intestinalis) with a tremour of the abdomen frequently unequal, and with a frequent evacuation of air relieving the tension and pain.

2. Tympanites (abdominalis) with a more evident noise, a more equable tumour, and a less frequent emission of flatus, which also gives less relief.

G. LXXIV. Physometra. A slight, elastic swelling in the epigastrium, having the figure and situation of the uterus.

Sect. III. Aquosæ or Hydropes.

G

G. LXXV. *Anasarca*, a soft inelastic swelling of the whole body, or some part of it.

The species are.

1. *Anasarca* (*serosa*) from a retention of semen on account of the suppression of the usual evacuations or from an increase of the serum, on account of too great a quantity of water taken inwardly.
2. *Anasarca* (*oppilata*) from a compression of the veins.
3. *Anasarca* (*exanthematica*) arising after exanthemata, especially after erysipelas.
4. *Anasarca* (*anæmia*) from the thinness of the blood produced by Hæmorrhage.
5. *Anasarca* (*debilium*) in weak people after long diseases, or from other causes.

G. LXXVI. *Hydrocephalus*. A soft inelastic swelling of the head, with the sutures of the cranium opened.

G. LXXVII. *Hydrorachitis*, A soft slender tumour above the vertebræ of the loins, the vertebræ gaping from each other.

G. LXXVIII. Hydrothorax. dyspnoea, paleness of the face, œdematous swellings of the feet, scanty urine, lying down difficult, a sudden and spontaneous waking out of sleep with palpitation, water fluctuating in the breast.

G. LXXIX. Ascites. A tense scarce elastic, but fluctuating swellings of the abdomen.

The species are.

1. Ascites (abdominalis) with an equal swelling of the whole abdomen, and with a fluctuation sufficiently evident; varying according to the cause.

A. From an obstruction of the viscera.

B. From debility.

C. From thinness of the blood.

2. Ascites (saccatus) with a swelling of the abdomen, in the beginning at least, partial, and with less evident fluctuation.

G. LXXX. Hydrometra. A swelling of

the Hypogastrium in women, gradually increasing, keeping the shape of the uterus, yielding to pressure and fluctuating, without or with pregnancy.

G. LXXXI. Hydrocele. A swelling of the scrotum, not painful, increasing by degrees, soft, fluctuating, and pellucid.

Sect. IV. Solidæ.

G. LXXXII. Physconia. A swelling chiefly occupying a certain part of the abdomen, gradually increasing, and neither sonorous or fluctuating.

The species are.

Physconia hepatica.

Physconia splenica.

Physconia renalis.

Physconia uterina.

Physconia ab ovario.

Physconia Mesenterica.

Phyſconia Inteftinalis.

Phyſconia Omentalis.

Phyſconia Polyſplachna.

Phyſcaina Viſceralis

Phyſconia Externa lupealis.

Phyſconia Externa ſchirrhouea.

Phyſconia Externa Hydatidofa.

Phyſconia ab adipē ſubcutaneo.

Phyſconia ab excrescentia.

G. LXXXIII. Rachitis. A large head, ſwelling moſt in the fore part, Ribs depreſſed, abdomen ſwelled, with a decay of the other parts.

Varying.

1. Symple, without any other diſeaſe.
2. Joined with other Diſeaſes.

Order. III. Impetigines. Chachexiæ, chiefly deforming the ſkin and external part of the Body.

G. LXXXIV. Scrophula. swellings of the conglobate glands, especially in the neck, swelling of the upper lip and support of the nose, the face florid, skin thin, abdomen swelled.

The species are.

1. Scrophula. (vulgaris) simple external and permanent.

2. Scrophula (mesenterica) simple internal, with paleness of the face, want of appetite, swelling of the abdomen and unusual foetor of the excrement.

3. Scrophula (fugax) most simple, appearing only about the neck, for the most part proceeding from the resorption of the matter of ulcers in the head.

4. Scrophula (americana) joined with the jaws.

G. LXXXV. Syphilis. a contagious disease after impure venery, and a disorder of the genitals, ulcers of the Tonsils, of

the skin, especially about the margin of the hairs, corymbose papulæ, ending in crusts and crusty ulcers, pains of the bones, exostoses.

G. LXXXVI. Scorbutus, in cold countries, attacking after putrescent diet, especially such as is salt and of the animal kind, where no supply of fresh vegetables is to be had, asthenia, stomacace, spots of different colours on the skin, for the most part livid and appearing chiefly among the roots of the hairs. Varying in degree.

A. Scorbutus Incipiens

b. Scorbutus crescens.

c. Scorbutus Inveteratus.

Varying in its symptoms,

d. Scorbutus Lividus.

e. Scorbutus Petechialis.

f. Scorbutus Pallidus.

g. Scorbutus ruber.

h. Scorbutus calidus.

G. LXXXVII. Elephantiasis, a contagious disease, thick, unwrinkled, rough, unctuous skin, destitute of hairs, anæsthesia in the extremities, the face deformed with pimples, the voice hoarse and nasal.

G. LXXXVIII. Lepra. The skin rough, with white branny and chopped eschars, sometimes moist beneath, with itching.

G. LXXXIX. Framboesia. swelling resembling fungi, or the fruit of the mulberry, growing on various parts of the skin.

G. XC. Tricoma. a contagious disease, the hairs thicker than usual, and twisted into inextricable knots and cords.

G. XCI. Icterus. yellowness of the skin and eyes, white fæces, urine of a dark red, tinging what is put into it of a clay colour.

The Idiopathic Species,

1. Icterus (calculosus) with acute pain in the epigastric region, increasing after meals, biliary concretions voided by stool.

2. Icterus (spasmodicus) without pain after spasmodic diseases and passions of the mind.
3. Icterus (hepaticus) without pain, after diseases of the Liver.
4. Icterus (gravidarum) arising during the time of pregnancy, and going off after delivery.
5. Icterus (infantum) coming on in infants a few days after birth.

Class IV. LOCALES. an affection of some part, but not of the whole body.

Order. I. Dysæsthesiæ. The senses depraved, or destroyed, from a disease of the external organs.

G. XCII. Caligo. the sight impaired or totally destroyed, on account of some opaque substance interposed between the objects and the retina, inherent in the Eye itself or the eye-lids.

The species are.

1. Caligo. (bentis) occasioned by an opaque substance or shot behind the pupil.
2. Caligo (corneæ) from an opacity of the cornea. 3. Caligo. (pupillæ) from an obstruction of the pupil. Varying according to the different causes from which it proceeds.
4. Caligo (humorum) from a disease or defect of the aqueous humour. Varying according to the different state of the humour.
5. Caligo (palpebrarum) from a disease inherent in the eye-lids.

G. XCIII. Amaurosis. the sight diminished or totally abolished, without any evident disease of the eye, the pupil for the most part remaining dilated and immoveable.

The species are.

1. Amaurosis (compressionis) after the causes and attended with the symptoms of congestion in the brain. Varying according to the nature of the remote cause.
2. Amaurosis (atonica) after the causes and accompanied with symptoms of debility.
3. Amaurosis (spasmodica) after the causes and with signs of spasm.
4. Amaurosis (venenata) from poison taken into the body or applied outwardly to it.

G. XCIV. *Dysopia*. a depravation of the light, so that objects cannot be distinctly perceived, except at a certain distance and in a certain situation.

The species are.

1. *Dysopia* (*Tenebrarum*) in which objects are not seen unless they are placed in a strong light.
2. *Dysopia* (*luminis*) in which objects are not distinctly seen unless by a weak light.

3. *Dysopia* (*disistorum*) in which distant objects are not perceived.
4. *Dysopia* (*proximorum*) in which the nearest objects are not perceived.
5. *Dysopia* (*lateralis*) in which objects, are not perceived unless placed in an oblique posture.

G. XCV. *Pseudoblepsis*. when the light is diseased in such a manner that the person imagines he sees things which really do exist or sees things which do exist after some other manner than they really are.

The species are.

1. *Pseudoblepsis* (*imaginaria*) in which the person imagines he sees things which really do not exist.

Varying according to the nature of the imagination.

2. *Pseudoblepsis* (*mutans*) in which objects really existing appear somehow changed.

Varying according to the change perceived in the objects and according to the remote cause.

G. XCVI. *Dyscœcia*. A diminution or total abolition of the sense of hearing.

The species are.

1. *Dyscœcia* (*organica*) from a disease in the organs, transmitting sounds to the internal ear. Varying according to the nature of the Disease, and of the part affected.
2. *Dyscœcia*. (*atonica*) without any evident Disease of the organs transmitting the sounds.

Varying according to the nature of the cause.

G. XCVII. *Paracusis*. a depravation of the hearing.

The species are.

1. *Paracusis* (*imperfecta*) in which the sounds coming from external objects are heard, yet it is neither distinctly, nor in the usual manner.

Varying.

- a. With a dullness of hearing.
- b. With an hearing too acute and sensible.
- c. When a single external sound is doubled by some internal cause.
- d. When the sounds which a person desires to hear are not perceived, unless some other violent sound is raised at the same time.
2. Paracusis (imaginaria) in which sounds, not existing externally are excited from internal causes.

Varying according to the nature of the sound perceived, and according to the nature of the remote cause.

G. XCVIII. Anosmia. a diminution or abolition of the sense of smell.

The species are,

1. Anosmia (organica) from a disease in the

membrane lining the internal parts of the nostrils. Varying according to the nature of the disease.

2. Anosmia (atonica) without any evident Disease of the membrane of the nose.

G. XCIX. Agheusia. a diminution or abolition of the sense of taste.

The species are.

1. Agheusia (organica) from a Disease in the membrane of the tongue, keeping off from the nerves those substances which ought to produce taste.
2. Agheusia (atonica) without any evident disease of the tongue.

G. C. Anæsthesia. a diminution or abolition of the sense of feeling.

The species from Sauvage's, adopted, by Dr. Cullen, are

1. Anæsthesia. a spina bifida.

2. — plethorica

3. — Nascentium.

4. — Melancholia.

Order. II. Dyforexiæ, error or defect of appetite.

Sect. I. Appetitus erronei :

G. CI. Bulimia. a desire for food in greater quantities than can be digested.

The Idiopathic species are.

1. Bulimia. (helluonum) an usual appetite for food, without any desire of the stomach.
2. Bulimia (syncopalis) a frequent desire of meat on account of a sensation of hunger threatening syncope.
3. Bulimia (emetica) an appetite for a great quantity of meat, which is thrown up immediately after it is taken.

G. CII. Polydipsia is almost always sym-

tomatic and varies only according to the nature of the Disease which accompanies it.

G. CIII. Pica. a desire of swallowing substances not used as food.

G. CIV. Satyriasis. an unbounded desire of venery in men.

The species are,

1. Satyriasis (juvenilis) an unbounded desire of venery, the body at the same time being little disordered.

2. Satyriasis (furens) a vehement desire of venery, with a great disorder of the body at the same time.

G. CV. Nymphomania. an unbounded desire of venery in women. Varying in desire.

G. CVI. Nostalgia. A violent desire in those who are absent from their country of revisiting it.

1. Nostalgia (simplex) without any other disease.
2. Nostalgia (complicata) accompanied with other diseases.

Sect. II. Appetitus deficientes.

G. CVII. Anorexia. want of appetite for food. always symptomatic.

The species are.

1. Anorexia (humoralis) from some humour loading the stomach.
2. Anorexia (atonica) from the tone of the fibres of the stomach being lost.

G. CVIII. Adipsia. a want of thirst, always a symptom of some Disease affecting the sensorium commune.

G. CIX. Anaphrodisia. want of desire for, or impotence to venery.

The true species are,

1. An anaphrodisia paralytica.

2. Anaphrodisia gonorrhoeica.

The false are,

1. Anaphrodisia mariscis.

2. Anaphrodisia ab urethræ vitio.

Order III. Dyscinesia. an impediment or depravation of motion from a disorder of the organs.

G. CX. Aphonia. a total suppression of the voice without coma or syncope.

The species are.

1. Aphonia. (gutturalis) from the fauces or glottis being swelled.

2. Aphonia (trachealis) from a compression of the trachea.

3. Aphonia (atonica) from the nerve of the Larynx being cut.

G. CXI. Mutitas. a want of power to pronounce words.

The species are.

1. Mutitas (organica) from the tongue being cut out or destroyed.
2. Mutitas (atonica) from injuries done to the nerves of the tongue.
3. Mutitas (furdorum) from people being born deaf or the hearing being destroyed during childhood.

G. CXII. Paraphonia, a depraved sound of the voice.

The species are.

1. Paraphonia (puberum) in which, about the time of puberty, the voice from being acute and sweet, becomes more grave and harsh.
2. Paraphonia (rauca) in which, by reason of the dryness or flaccid tumour of the fauces the voice becomes rough and hoarse.
3. Paraphonia (resonans) in which, by rea-

son of an obstruction in the nostrils, the voice becomes hoarse with a sound hissing through the nostrils. 4. Paraphonia (palatina) in which, on account of a defect or division of the uvula, for the most part with an hair-lip, the voice becomes obscure, hoarse and unpleasant.

5. Paraphonia (clangens) in which, the voice is changed to one acute, shrill and small.

6. Paraphonia (comatosa) in which, from a relaxation of the velum palati and gullet a sound is produced during inspiration.

G. CXIII. Psellismus. a defect of articulation.

The species are.

1. Psellismus (haesitans) in which the words especially the first ones of a discourse, are not easily pronounced, and not without a frequent repetition of the first syllable.

2. Psellismus (ringens) in which the sound of the letter R. is always aspirated, and as it were doubled.

3. *Pfelliſmus* (*lallans*) in which the ſound of the letter L. becomes more liquid or is pronounced inſtead of R.
4. *Pfelliſmus* (*emolliens*) in which hard letters are changed into the ſoft, and then the letter S is much uſed.
5. *Pfelliſmus* (*balbutiens*) in which by reaſon of the tongue being large, or ſwelled, the labial letters are better heard and often pronounced inſtead of others.
6. *Pfelliſmus* (*acheilos*) in which the labial letters cannot be pronounced at all, or with difficulty.
7. *Pfelliſmus* (*lagostomatum*) in which on account of the diviſion of the palate, the guttural letters are leſs perfectly pronounced.

G. CXIV. *Strabiſmus*. the optic axes of the eyes not converging.

The ſpecies are.

1. *Strabiſmus* (*habitualis*) from a bad cuſtom of uſing only one Eye.

2. Strabismus (commodus) from the greater debility or mobility of one Eye above the other, so that both Eyes cannot be conveniently used.

3. Strabismus (necessarius) from a change in the situation or shape of the parts of the Eye.

G. CXV. Dysphagia. troublesome deglutition without injuring respiration or Phlegmasia.

G. CXVI. Contractura (a long continued and rigid contraction of one or more limbs.

The species are.

1. Contractura (primaria) from the muscles becoming contracted and rigid.

a. From the muscles becoming rigid by inflammation.

b. From muscles becoming rigid by spasm.

c. From muscles contracted by reason of their antagonists having become paralytic.

d. From muscles contracted by an irritating acrimony.

2. Contractura (articularis) from stiff joints.

Order IV. Apocenosés. a flux either of blood or some other humour flowing more plentifully than usual, without pyrexia, or an increased impulse of fluids.

G. CXVII. Proflusio. a flux of blood.

G. CXVIII. Ephidrosis. a preternatural evacuation of sweat.

Symptomatic ephidrosis vary according to the nature of the disease which they accompany, the different nature of the sweat itself, and sometimes the different parts of the body which sweats most.

G. CXIX. Epiphora. a flux of the lacrymal humour.

G. CXX. Ptyalismus. a flux of saliva.

G. CXXI. Enuresis. an involuntary flux of urine without pain.

The species are.

1. Enuresis (atonica) after diseases injuring the sphincter of the bladder.

2. Enuresis (irritata) from a compression or irritation of the bladder.

G. CXXII. Gonorrhœa. a preternatural flux of humour from the urethra in men, with or without a desire of venery.

The species are.

1. Gonorrhœa (pura) in which without any impure venery having preceeded, a humor resembling pus, without dysuria, or propensity to venery flows from the urethra.
2. Gonorrhœa. (impura) in which, after impure venery, a humour like pus flows, from the urethra with dysuria. The consequence of this, is
3. Gonorrhœa (mucosa, in which, after an impure gonorrhœa, a mucous humour flows from the urethra with little or no dysuria.
4. Gonorrhœa (laxorum) in which, an humour for the most part pellucid, without any erection of the penis, but with a propensity to venery, flows from the urethra while the person is awake.

5. Gonorrhœa (dormientium) in which the feminal liquor is thrown out, with erection and desire of venery, in those who are a sleep and have lascivious dreams.

Order. V. Epischeses, suppressions of evacuations.

G. CXXIII. Obstipation, the stools either suppressed, or slower than usual.

The species are.

1. Obstipatio (debilium) in lax, weak, and for the most part dyspeptic persons.
2. Obstipatio (rigidorum) in people whose fibres are rigid, and frequently of a Hypochondriac disposition.
3. Obstipatio (obstructorum) with symptoms of the Colica 1st. 2d. 4th. 7th. above-mentioned.

G. CXXIV. Ischuria. an absolute suppression of urine.

The species are.

1. Ischuria (renalis) coming after a disease of the kidneys, with pain, or troublesome

sense of weight in the region of the kidneys, and without any swellings of the Hypogastrium, or desire of making water.

2. Ischuria (urethralis) coming after a disease of the kidneys, with a sense of pain or uneasiness in some part of the ureter, and without any tumor of the Hypogastrium, or desire of making water.
3. Ischuria (vesicalis) with a swelling of the Hypogastrium, pain at the neck of the bladder, and a frequent stimulus to make water.
4. Iscuria (urethralis) with a swelling of the Hypogastrium, frequent stimulus to make water and pain in some part of the urethra. all these species subdivided into many varieties, according to their different causes.

G. CXXV. Dysuria. a painful and somehow impeded emission of urine.

The species are.

1. Dysuria (ardens) with heat of water, without any manifest disorder of the bladder.
2. Dysuria (spasmodica) from a spasm communicated from other parts to the bladder.

3. Dysuria (compressionis) from the neighbouring parts pressing upon the bladder.
4. Dysuria (phlogistica) from an inflammation of the neighbouring parts.
5. Dysuria (irritata) with signs of a stone in the bladder.
6. Dysuria (mucosa) with a copious excretion of mucus.

G. CXXVI. Dyspermatismus. a slow, impeded, and insufficient emission of semen in the venereal act.

The species are.

1. Dyspermatismus (urethralis) from disease of the urethra
2. ——— (nodosus) from knots on the cavernous bodies.
3. ——— (præputialis) from too narrow an orifice of the prepuce.
4. ——— (mucosus) from mucous infarcting the urethra.
5. ——— (hypertonicus) from too strong an ~~excretion~~ *erection* of the penis.

6. ——— (epilepticus) from a spasmodic epilepsy happening during the time of coition.

7. ——— (apraetodes (from an imbecility of the parts of generation.

8. ——— (refluus) in which there is no emission of semen, because it returns from the urethra into the bladder.

G. CXXVII. Amenorrhœa. the menses either flowing more sparingly than usual, or not at all, at usual time, without pregnancy.

The species are.

1. Amenorrhœa (emanationis) in those arrived at puberty, in whom, after the usual time, the menses have not yet made their appearance, and many different morbid affections have taken place.

2. Amenorrhœa (suppressionis) in adults, in whom the menses which had already begun to flow are suppressed.

3. Amenorrhœa (difficilis) in which the menses flow sparingly and with difficulty.

Order VI. Tumores. an increased magnitude of any part without phlogosis.

- G. CXXVIII. Aneurisma. a soft tumour, with pulsation above the artery.
- G. CXXIX. Varix. a soft tumour, without pulsation, above the vein.
- G. CXXX. Ecchymoma. a diffused and scarce eminent, livid tumour.
- G. CXXXI. ^eShirrus. an hard tumor of some part, generally of a gland, without pain, and difficultly brought to suppuration.
- G. CXXXII. Cancer. a painful tumor of a schirrous nature, and degenerating into an ill conditioned ulcer.
- G. CXXXIII. Buba a suppurating tumour of a conglobate gland.
- G. CXXXIV. Sarcoma. a soft swelling without pain.
- G. CXXXV. Verruca. a hard scabrous swelling.
- G. CXXXVI. Clavus. a hard lamellated thickness of the skin.
- G. CXXXVII. Lupia. a moveable, soft tumour below the skin, without pain.

G. CXXXVIII. Ganglion an hard, moveable swelling, adhering to a tendon.

G. CXXXIX. Hydatis. a cuticular vesica filled with aqueous humor.

G. CXL. Hydathrus. a most painful swelling of the joints, chiefly of the knee at first scarce elevated, of the same colour with the skin, diminishing the mobility.

G. CXLI. Exostosis. a hard tumour adhering to a bone.

Order. VII. Ectopiæ. tumours occasioned by the removal of some part out of its proper situation.

G. CXLII. Hernia. an ectopia of a soft part as yet covered with the skin and other integuments.

G. CXLIII. Prolapsus. above ectopia, of some soft part.

G. CXLIV. Luxatio. The removal of a bone from its place in the joints.

Order. VIII. Dyalyfes. solution of continuity, manifest to the sight or touch.

G. CXLV. *Vulnus*. a recent and bloody solution of the unity of some soft part, by the motion of some hard body.

G. CXLVI. *Ulcus*. a purulent or ichorous solution of a soft part.

G. CXLVII. *Herpes*. a great number of phlyctina or small ulcers, gathering in clusters, creeping or obstinate.


G. CXLVIII. *Tinea*. small ulcers among the roots of the hair of the head, pouring out a humor, which changes to a white friable scurf.


G. CXLIX. *Pfora*. Itchy pustules and little ulcers of an infectious nature, infesting the hands.

G. CL. *Fractura*. bones broken into large fragments.

G. CLI. *Caries*. an ulceration of a bone.

F I N I S.





Med. Hist.

WZ

270

C967sZ

1792

C-1

★ ★ ARMY ★ ★
MEDICAL LIBRARY
Cleveland Branch

