

**An essay on hospital mortality : based upon the statistics of the hospitals of Great Britain for fifteen years / by Lawson Tait.**

**Contributors**

Tait, Lawson, 1845-1899.  
Francis A. Countway Library of Medicine

**Publication/Creation**

London : Churchill, 1877.

**Persistent URL**

<https://wellcomecollection.org/works/ks5avy9q>

**License and attribution**


This material has been provided by This material has been provided by the Francis A. Countway Library of Medicine, through the Medical Heritage Library. The original may be consulted at the Francis A. Countway Library of Medicine, Harvard Medical School. where the originals may be consulted. This work has been identified as being free of known restrictions under copyright law, including all related and neighbouring rights and is being made available under the Creative Commons, Public Domain Mark.

You can copy, modify, distribute and perform the work, even for commercial purposes, without asking permission.




Wellcome Collection  
183 Euston Road  
London NW1 2BE UK  
T +44 (0)20 7611 8722  
E [library@wellcomecollection.org](mailto:library@wellcomecollection.org)  
<https://wellcomecollection.org>















32. N. 14



*J. G. Bradwick from his  
friend the Author*  
AN ESSAY

ON

# HOSPITAL MORTALITY

BASED UPON THE STATISTICS

OF THE

HOSPITALS OF GREAT BRITAIN

*FOR FIFTEEN YEARS*

BY

LAWSON TAIT, F.R.C.S. ED. & ENG.

FELLOW OF THE STATISTICAL SOCIETY, ETC. ETC.

AUTHOR OF "THE PATHOLOGY AND TREATMENT OF DISEASES OF THE OVARY;"

"DISEASES OF WOMEN;" ETC. ETC.



LONDON


J. & A. CHURCHILL, NEW BURLINGTON STREET

1877

2225



TO  
THE MEMORY OF A GREAT MASTER,  
JAMES YOUNG SIMPSON,  
THIS EFFORT  
IS DEDICATED  
BY  
A GRATEFUL PUPIL.



Digitized by the Internet Archive  
in 2011 with funding from  
Open Knowledge Commons and Harvard Medical School



## P R E F A C E.

---

THE discussion on Hospitalism raised by Sir James Y. Simpson was unfortunately cut short by his death. His papers were placed in my hands by his son, but I found so little that had not been used by him, that I felt that any further investigation of the subject must be prefaced by research in another direction.

The statistics of amputations, upon which Sir James founded most of his argument, have not been disputed as far as those derived from hospitals are concerned. Those which were contributed by private practitioners were, however, manifestly open to the objection that the records might be imperfect ; and, at least, that they were not sufficiently extended to be convincing. I have sifted the original returns very carefully, and am quite certain that, save in one instance, they are all above the suspicion of intentional or even of careless misstatement.

The more I thought this difficult subject over, the more I became satisfied that the first step was to establish the facts of a total hospital mortality for a definite and somewhat extended period. In 1871 I made an attempt to collect the details, given in my tables, from every hospital in Great Britain, for the preceding decade ; but it will be seen that



the results obtained were such as could hardly be depended upon for accuracy, and in some respects they were so meagre as hardly to be worth the trouble involved in collecting them. I do not, therefore, place great reliance on them for my conclusions.

After waiting for another five years to pass, I renewed my efforts with much greater success ; and I venture to think that if I have done nothing more than insure greater accuracy and a larger amount of detail in the published statistics of many hospitals, my labours will not have been altogether in vain.

As to the accuracy of the figures, I can only say that in every case they are given on the authority of some recognised hospital official. As to the conclusions to be drawn from them, I think I may state that I have exercised as much caution as possible. In some instances I have indicated what I think may fairly be inferred ; but I must ask my readers to regard this, as I have done, merely as a preliminary inquiry. Having ascertained the facts of hospital mortality, we have next to inquire into the causes or explanations of excess, and then the remedies will become apparent. I have gathered a large mass of statistics bearing on special lines of inquiry, such as amputation mortality, and these, I think, will surprise others as they have surprised me.

One value the present statistics must unquestionably possess, especially those for the second period, in that they supply us with certain facts hitherto not exactly ascertained, which may be regarded as hospital constants. The



enormous mass of figures employed, including over two millions of patients for the two periods, of which more than three-quarters of a million belong to the six years from 1870-75 inclusive, give us complete assurance, for instance, of the value of the figures representing the period of residence in all hospitals, and a comparison of the varying time spent in hospitals of different kinds and sizes.

Finally, I think I may point out that the figures show incontestably that a most stringent inquiry is demanded as to the possibility of reducing the number of deaths in at least some institutions for the treatment of the sick poor.

BIRMINGHAM, *June*, 1877.





## HOSPITAL MORTALITY.

---

IN such an essay as this is intended to be, no useful purpose would be served by an antiquarian discourse on the history of hospitals. As long as men lived in a state in which the struggle for existence was maintained as an actual warfare between individuals, it was, of course, alike impossible and impolitic to take care of the sick and wounded. They suffered the inevitable fate of the unfit. It was only when development had been carried so far as to introduce what has been called the social instinct, that it was discovered that it might be useful to lend a helping hand to the infirm. Indeed, we may say this social instinct must have been far advanced when this discovery was made, for we see still existing human races so far advanced in civilisation as to be skilled navigators who yet yield to their primitive instincts of self-preservation so far as to bury their aged and ailing whilst yet alive, to save what is really the "expense" of keeping them.

Confining our inquiries to our own race, we find that the first attempts to help the sick and wounded were made, not from a charitable, but from an essentially selfish motive. Religion, or at least what was at the time called religion, prompted our forefathers to carry on warfare in the East, and this warfare was of no patriotic or even chivalrous kind,



but simply to secure, or to contribute towards, the personal salvation of those engaged on one side of the struggle. Out of the battles and bloodshed there grew a division of the labour, so that in 1099 the Order of the Knights of St. John was instituted at Jerusalem, for the care of the wounded Crusaders—a service which they undertook, and no doubt carried out as well as they knew how, solely for the future rewards they expected from it. They established a permanent military hospital at Rhodes, and afterwards at Malta, under the patronage of Charles V. When visited by Howard in 1787, the hospital was still under the direction of the Grand Master and his Knights, and was in a state very characteristic of its origin. It had grown to be so large as to hold 520 patients, probably by reason of legacies, the donors of which contributed them for much the same reason as the Knights undertook their charge, and it had ceased to be military. Its immediate governance was always left to the care of one of the youngest and least experienced of the Order, and for his assistants he had only twenty-two incompetent servants. Howard tells us, with that quaintly simple antithesis which becomes sometimes so pathetic in his unadorned writings, that in the Grand Master's stable forty attendants were kept for twenty-six horses, and that the stables were clean and well supplied with water—in these and other respects contrasting most favourably with the human charge of the priestly Knights. The mortality in such a hospital must have been great, but I doubt if it could ever have exceeded the mortality at Scutari in 1855. At all events, Howard tells us that the “slow hospital fever was prevalent.”

Hospitals of various kinds had been founded in this and other countries of Europe, for various purposes and from



various motives, previous to the eighteenth century, but it is really with the foundation of Guy's Hospital in 1722 that our modern system of aid for the sick may be said to have taken its origin. It seemed, however, to take about twenty or thirty years more to persuade well-to-do people that it was their duty, or perhaps, to speak more plainly, that it was to their interest to establish hospitals for the treatment of disease. We therefore find that our oldest city and county hospitals date generally from about 1750, and in the great majority of instances that their foundation was due, as it is to this day, to the exertions of those most deeply interested in their existence—practitioners of medicine.

It cannot be surprising, if we look at the houses in which our forefathers lived in the sixteenth and seventeenth centuries, that their children in the eighteenth should be ignorant of all true principles of hospital construction or management; or that they should be impressed with any other idea than that which, in Miss Nightingale's words, seemed to make it "sufficient for all purposes of curing and healing, that the sick man and the doctor should merely be brought together, in any locality, or under any condition whatever." But it is surprising to find that nearly a hundred years after Howard's vivid descriptions of hospital misconstruction and mismanagement, and many years after the burning words of Florence Nightingale, that in a great hospital of six hundred beds we have been able to diminish the mortality only one per cent. from what it was in Howard's time. (Guy's Hospital mortality rate from 1780-90, 10·2 per cent.; 1850-60, 9·1 per cent.) If we go further back still, to the first five years of the existence of Guy's Hospital, we find the mortality 13·8 per cent. If we also bear in mind that then there were many zymotic diseases,



now unknown, all of which were treated in the hospital, and almost only there, and that even of those which still remain to us cases are admitted to the hospital only by accident, and in a proportion which is infinitesimal (about .38 per cent.), the conclusion is inevitable that hospital hygiene has not advanced as it might and ought to have done. It is greatly to be feared that therapeutical discoveries, and even surgical improvements, have had nothing to do with what little diminution there has been in hospital mortality, but that it is in greatest part to be credited to general hygienic improvements. The slow, snail-like progress of the mortality rate of Guy's Hospital from 13.8 per cent. in 1730 to 9.1 per cent. in 1860 is very confirmatory of this fear. It is really astonishing how slow progress has been in social and domestic government. It is nearly a hundred years since John Howard, with a prescience which seems to me as great as any discoverer has ever exhibited, advocated the performance of executions in private. He used all the arguments which were heard when the "Private Executions Bill" was passed without opposition, and he recorded them in a book which created a profound excitement when published. In his letters published after his death, he gives a picture of a hospital at Crementschnock, which, however awful it may seem, has had a parallel in our own time. There were six wards thirty-four and a half feet wide, having four rows of beds, about twenty-two in each row, on a barrack, separated only by a board eight or nine inches high, the walk between the rows only eight feet wide. Scurvy and bloody flux abounded, and from a half to a third of all the patients died. At Witowka there was another such, where the barrack bed had no partitions, and the patients lay so close that there were from



sixteen to twenty in a space of thirty feet, and each set of blankets had to cover three or four.

Miss Nightingale tells us that in 1855, at the Scutari Hospital, the men were laid on palliasses on the floor as close as they could lie; there were two rows of beds in the Barrack Hospital corridors, where two persons could hardly pass abreast between foot and foot; and that in seven short months we lost a third of our heroic army from disease alone, and that disease of a purely preventible kind, much of it having the same scorbutic and bloody flux character which Howard lamented eighty years before.

This lesson was such a terrible one, and its experimental results excited such popular wrath, that it is never likely to be repeated.

But we have had it urged upon us by Howard, Miss Nightingale, and many others, and last of all by Simpson, that a loss of life as great, though not so striking, is constantly going on in our civil hospitals, and that it may be checked by exactly the same means which in 1855-6 brought the disease death rate of our Crimean army down from 40 per cent. to less than 3 per cent. That there is some truth in this no one who has seen much hospital work can doubt for a moment, though to what extent it is true must, I fear, long remain a mystery; and that chiefly for the reason that it is almost impossible to obtain data which are not open to objections more or less forcible. How carelessly kept are the records of most of our medical charities none know save those who have had to examine them. The managing authorities are usually content with publishing a report which contains a balance-sheet and a bare statement of a number of patients which have been treated during the year, often without mentioning so important a feature as



the number of deaths which have taken place. And this is by no means confined to small hospitals, for some of the largest and most important hospitals in the country publish reports which are absolutely worthless as sources of information. In one point they all join. There is a uniform tone of congratulation on the success of the hospital, and an increase of numbers of the patients is hailed with rejoicing, whilst the committees always regret when the "usefulness of the hospital has been somewhat diminished during the past year." Surely this is done in thoughtlessness. They must be oblivious to the fact that any one accepting gratuitous assistance is being pauperised, and that our system of indiscriminate medical relief has much to answer for in the improvidence of our labouring population. Instead of congratulating themselves on their increased usefulness, the hospital authorities should annually express regret either that human misery should be, in spite of our growing wealth and advancing civilisation, so much on the increase, or that they are the means of doing so much harm.\*

Be this, however, as it may, one thing will, I think, be admitted on all hands. If any body of men take upon themselves not only to administer public charity, but to look after the lives and health of our poorer neighbours, they are bound to give an account not only of their expen-

---

\* In the *Statistical Journal* for March, 1856, Dr. Guy tells us that nearly one-third of the whole population of the parishes of St. Clement Danes (4720 : 15,662) and St. Mary-le-Strand (817 : 2517) apply at King's College Hospital for medical relief. He found, out of 335 males, 230 to be in work, and 105 out of work ; so that he estimates that nearly 20,000 men in the receipt of wages applied for charitable medical relief in one year (1851) at that one hospital. Out of 67 men, he found 52 earning above 20s. a week, 39 earning 25s. a week, and 30 earning 30s. Evidence of similar and even greater abuse is being accumulated on all sides.



diture, but of their results. There are few hospitals who do this completely and well; but amongst those which do, I think it desirable to mention especially, as worthy of imitation, the reports of Charing Cross Hospital and of the Infirmarys of Glasgow, Paisley, and Greenock, and the Hospital for Sick Children in Birmingham.

It certainly is somewhat remarkable that whilst we take the greatest possible care of our pauper, lunatic, and criminal population, we entirely neglect to place any official supervision over the care of our medical charities. If it is found that in any workhouse, asylum, or prison the death-rate rises unusually high, a commissioner or inspector at once visits and reports. But no such care is exercised over a class of the population infinitely more valuable and far more worth caring for than lunatics, paupers, or felons. In the tables which are given afterwards, evidence will be found which, if not conclusive, at least makes it very likely that there are in this country hospitals where the mortality is raised by causes intrinsic and removable. That hospital mortality has been made positively enormous by mismanagement needs no re-statement. That hospital management is yet perfect is by no means clear. That hospital results are not equal is in evidence; and I have no hesitation in asserting that the onus rests upon the committee of every hospital to show that they are doing the best that can be done under their particular circumstances. To render this clear, there are certain data of a uniform kind which should be in every hospital report. To these I shall afterwards allude at length.

In an inquiry into hospital mortality it must be distinctly borne in mind that there are three steps in the process which, although inter-dependent, must be kept distinct.



The first is to ascertain what hospital mortality really is, and this must be done on some uniform and general plan, and, as far as human power can do it, it should be without prejudice. For any one who has been, as I have, associated with hospital work for the greater part of his life, to be entirely free from prejudice is a most difficult matter. We look on hospitals almost as the means of our existence, and to attack them, or do anything to raise adverse criticism against them, looks like medical heresy. It is not to be wondered at, therefore, that Simpson's papers on hospitalism were received with but little favour; and that two eminent hospital officers should have been induced to write an elaborate but very diffuse blue book, which is little better than an apology for hospitals. Nothing yet written on the subject, on the one side or on the other, is sufficiently precise to satisfy the wants of the statistician, and it is by statistics alone that the first of our three steps can be made. It is futile to say that anything can be proved by figures, though it is at the same time partially true. But if figures are examined with the intent of merely seeing in what direction they point, not with a want to establish any particular view, they will infallibly tell the truth. If this is not so, then the admirable reports of the Registrar-General are useless, and the enormous insurance business based upon them is a gigantic commercial fallacy.

Having established what hospital mortality really is, the next step is to inquire into the causes of its fluctuation, and the third is to discover remedies for the defects laid bare.

The main object of this essay is with the first of these steps. I have made an attempt to tabulate hospital mortality on a uniform plan; and if I have not been successful in obtaining exact results, I am quite certain it is not



from any want of having taken a vast amount of trouble about it, and exercised every care and caution which I could think of. I am quite certain, at least, that my efforts are less open to objection than any yet made public, and I am perfectly confident that they are as much as possible free from prejudice.

With the second step I can deal only partially—it is so wide a subject. Upon the third, I could not touch without much more extensive data than are yet in my possession.

I have, however, been able to collect material, which is placed in an Appendix, and which may contribute to the elucidation of these points.

Some years ago circumstances led me to take an especial interest in hospital mortality; and with the purpose of gathering material, I sent a circular to every hospital in Britain, asking for certain details. I confined my inquiry to our own hospitals, because to extend it to the Continent or to America would, I knew, be certain to introduce unknown quantities into my calculations. The details I asked for were simple enough, but I had little anticipation of the difficulties I should encounter. I knew that a similar attempt had been made on a smaller scale by a committee of the Statistical Society, but I had no idea how meagre the results were which they were able to obtain. My circular asked for a statement of the number of beds for each year of the decade from 1861 to 1870, the number of in-patients, and the number of deaths. It was sent to over three hundred hospitals, and received an immediate reply from about half. After repeated applications, I managed to get statistics from two hundred and sixty-three, though in many cases I had to extract it from reports, and in a few I availed myself of the material entered in the



journal of the Statistical Society. Fifteen hospitals informed me that they had no available statistics, and from the rest I got no replies whatever. Of those hospitals from whose records I obtained information, one hundred and forty-one returns were for the whole ten years, ten were nine years, eleven for eight years, eleven for seven years, eight for six years, nine for five years, twenty-four for four years, twelve for three years, twenty for two years, and seventeen for one year.

I also obtained a large number of reports—in a few instances, complete sets of them, for the decade. From these I discovered that my returns were of but little use, for several reasons, but chiefly for two. First, it became evident that a very common custom exists of counting a number of patients twice, and in some instances even three and four times over.

Thus patients remaining on the books at the end of a hospital year are very often counted along with the fresh cases admitted as making the total of the in-patients for the year. In this way a number of patients are reckoned twice, and I found that in some hospitals it made a difference of nearly ten per cent. of the whole returns.\* Then re-admissions on the ticket system are often counted as two or three additional patients. I found that these two plans sometimes made a difference of one per cent. on the patient death rate for the decade—of course, in favour of the

---

\* There is also a perplexing custom very common among hospitals, which may be a source of error in statistics, though the error cannot be great if a number of years are employed. Instead of reckoning a year as from the first of January to the thirty-first of December, they fix on some day in any part of the year, which probably represents the anniversary of the opening of the institution. This should be altered, and the year for every hospital should begin on the first of January. The other plan introduces endless confusion in the accounts.



hospital. In the majority of cases this seems to be only a pious fraud to magnify the importance of the work of the charity, but in some instances it almost amounts to deliberate dishonesty, for by dividing the total expenditure for the year by the number of patients thus improperly enlarged, and by contrasting the result with figures taken from other hospitals where the sum of the patients had not been so magnified, certain institutions have been made to appear in an altogether undeserved light. Then, again, from some returns I found that deaths within twenty-four hours of admission had been removed, as if these were not as much part and parcel of the hospital economy as any of the others.

In asking for a return of the beds used in each hospital, my object was to place along side the death rate a figure which would show how the hospital was used; but I found that the returns would yield such information in only a very few instances. It was perfectly evident that the mere death rate of a hospital in which the patients remained, on an average, fifty days, would yield no basis of comparison with one in which they remained only twenty-five or thirty.

I found the same tendency to exaggeration here, for it was not an unusual thing to find a hospital returning two or three times the number of beds which it could, by any possibility, have in actual use.

I therefore found that my statistics, gathered with much labour, were so full of error that I could use them with but little effect; and although I have embodied them in this essay, it is chiefly to use them for purposes of comparison in certain cases where I have been able to insure accuracy, and because in the cases of two classes, the Irish county infirmaries and the hospitals for children, my first set of returns are, strange to say, more complete than my second.



During the last six years a large number of new hospitals have sprung into existence, chiefly belonging to the classes of special or cottage hospitals. My lists therefore include four hundred and thirty-nine hospitals of all kinds, exclusive only of ophthalmic hospitals and a very few others where, from the nature of the practice carried on in them, deaths rarely occur.

Out of this large number two instances only occurred where my application for statistics met with any want of courtesy. The house surgeon of the infirmary of Rochdale refused to give me the information, and the authorities of the Luton Hospital in Bedfordshire returned my circulars and letters without explanation. Six applications to the Middlesex Hospital received no reply. I obtained their reports, however, by the intervention of a friend, but these documents give no returns of deaths nor any other information of great value, and I had to take the deaths given by the Registrar-General in his reports as occurring in the hospital as the basis of my calculations of its death rate. By this the hospital probably suffers somewhat in its comparison with similar institutions, but for this I am not responsible. I hold that the facts of all public institutions are public property, and should be available in a published and authenticated form.

In pleasing contrast to this, I am in a position to express my thanks to the authorities of a very large majority of the hospitals for the courtesy with which they treated my application, and for the great care they took to insure correctness. From a very large number, each of which is marked by an asterisk in the summarised returns, I obtained copies of the hospital reports which enabled me to insure the accuracy of the returns. In only a few instances did I



find it necessary to make corrections. From one hundred and twelve hospitals I received no reply to repeated applications, and in these cases it must be concluded either that there was no information to give, no records being kept, or that it was, in the so-called interests of the hospitals, considered not advisable to give them.

From forty-four hospitals, or about 10 per cent. of the whole, I was unable to extract any reply, either in 1871 or in 1876, whilst sixty-seven of those who gave information in 1871 did not reply in 1876, and of all these I think it necessary here to give special lists:—

*Forty-four Hospitals from which no Returns could be obtained for either of the periods.*

<i>Stated No. of Beds.</i>	<i>Stated No. of Beds.</i>
City of Dublin . . . . . 130	Harrow, Middlesex . . . . . 7
Inverness . . . . . 120	Bournemouth . . . . . 4
Cork County . . . . . 108	Lewes . . . . . 4
Sir P. Dun's, Dublin . . . . . 80	Ross, Hereford . . . . .
Jersey Infirmary . . . . .	
St. Mary's, Manchester . . . . . 50	<i>Irish County Infirmaries.</i>
Ashton-under-Lyne . . . . . 44	Londonderry . . . . . 128
Ryde . . . . . 42	Limerick . . . . . 100
Maidstone . . . . . 40	Galway . . . . . 80
Newark . . . . . 36	Tipperary . . . . . 72
Lanark . . . . . 33	Kilkenny . . . . . 70
Douglas (Isle of Man) . . . . . 32	Monaghan . . . . . 60
Croydon . . . . . 18	Sligo . . . . . 60
Kidderminster . . . . . 28	Kildare . . . . . 52
Alloa . . . . . 15	Westmeath . . . . . 40
Newtown, Montgomery . . . . . 15	
Aberystwith . . . . . 14	<i>Fever.</i>
Edinburgh Med. Missionary . . . . . 13	Leeds . . . . . 80
Altrincham . . . . . 12	Londonderry . . . . . 72
Saltaire . . . . . 12	Newry, Armagh . . . . . 30
Alnwick . . . . . 11	Arklow, Wicklow . . . . . 10
Penzance . . . . . 9	
Hatfield, Essex . . . . . 8	<i>Children's.</i>
Wrexham . . . . . 8	Pendlebury, Manchester . . . . . 84
Bideford, Devon . . . . . 7	Clinical, Manchester . . . . . 46



*Sixty-seven Hospitals which gave Returns for 1861-70,  
but not for 1870-75.*

<i>Stated No. of Beds.</i>	<i>Stated No. of Beds.</i>
Bristol Royal Infirmary . . . . . 242	Fairford . . . . . 8
St. Vincent's, Dublin . . . . . 100	Monmouth . . . . . 8
Plymouth . . . . . 90	Pembroke . . . . . 8
Jervis Street Hospital, Dublin . . . . . 80	Tetbury . . . . . 8
Guernsey Catel Hospital . . . . . 60	East Grinstead . . . . . 7
West London . . . . . 60	Cranleigh . . . . . 6
Truro . . . . . 52	Downton . . . . . 6
Waterford . . . . . 50	Driffield . . . . . 6
St. Bartholomew's, Chatham . . . . . 48	Hambrook . . . . . 6
King's Lynn, Norfolk . . . . . 48	Harrogate . . . . . 6
Poplar Hospital . . . . . 48	King's Sutton . . . . . 6
Limerick City . . . . . 40	Worksop . . . . . 5
Metropolitan Free . . . . . 40	Crimond . . . . . 4
Stamford . . . . . 40	Charmouth . . . . . 3
Torbay . . . . . 40	
Tunbridge Wells . . . . . 40	
North Ormsby . . . . . 30	
Bolton . . . . . 26	
Bootle . . . . . 26	
Stratford-on-Avon . . . . . 23	
Bangor . . . . . 20	
Ditchingham, Norfolk . . . . . 20	
Balfour Hospital, Kirkwall . . . . . 18	
Weybread, Suffolk . . . . . 18	
Loughborough . . . . . 16	
Weymouth . . . . . 16	
Brecknock . . . . . 14	
Crewkerne . . . . . 13	
Newport . . . . . 12	
Shepton Mallet . . . . . 12	
Pembrokeshire Infirmary . . . . . 12	
Bromley . . . . . 10	
Ilfracombe . . . . . 10	
Tewkesbury . . . . . 10	
Wallasey . . . . . 10	
Dinorwic . . . . . 8	

*Irish County Infirmaries.*

Maryborough . . . . . 100
Roscommon . . . . . 85
Downpatrick . . . . . 80
Wexford . . . . . 72
Cavan . . . . . 70
Clare . . . . . 60
Mayo . . . . . 60
King's County . . . . . 50
Kerry . . . . . 40
Longford . . . . . 39

*Children's.*

Evelina . . . . . 100
Liverpool, Myrtle Street . . . . . 80
Edinburgh . . . . . 72
Bristol . . . . . 50
Gloucester . . . . . 24
London North Eastern . . . . . 24
Belgrave, London . . . . . 19

My circular of 1876 asked for information for the six years, from 1870 to 1875, and in the great majority the returns given were for the whole six years. The details



were tabulated for each year separately, and included the following points: the average number of beds occupied, or the average daily population of the hospitals, the total number of in-patients admitted, the average residence in days, and the number of deaths.

It will be seen that by asking for the average number of beds occupied and the average residence I was able to make the one column correct the other. For if we suppose a hospital with an average daily population of a hundred, and a total number of admissions of a thousand, it will be evident that, as each bed will have ten occupants during the year, the average residence will be 36·5 days. On the converse, if the average residence be given as 36·5 days, and the total number of patients 1000, the average daily population will be 100.

I have given the death rate in two ways—first, in relation to the beds occupied by raising each hospital to the standard of hundreds of beds, and giving the numbers of deaths which each bed or hundreds of beds would have in a year; and, secondly, by a percentage of the patients.

I have arranged the whole number of hospitals in the order of the numbers of beds given in the list of hospitals in Churchill's "Medical Directory," subdividing them into six groups. The first contains the general hospitals; the second contains the Irish county infirmaries, which I have placed by themselves, because I have completely failed to obtain such information concerning them as will throw light upon their peculiar results, and also because they present a special feature in having pecuniary help from the State and subsidies from their counties.

In another group are placed the special zymotic hospitals, and also some special returns of zymotic cases from general

hospitals. I have also placed by themselves, in separate groups, lying-in hospitals, hospitals for women, and hospitals for children.

In a special table I have arranged the hospitals in the order of the number of beds in actual occupation, and by an arbitrary division of them into groups I have been able to construct an interesting series of curves.

A great deal of time has been spent in making the necessarily numerous calculations as free from error as possible. As the number of returns for each column is not constant, the divisors have consequently varied.

P.S.—A few returns have been entered since the columns were made up, but none which are at all likely to influence the averages, with the exception of the return for the Birmingham Corporation Small-pox Hospital, which has had such good results as to lower slightly the average hospital death rate of this disease.



## GENERAL HOSPITALS, 1861-70.

No.	Name of Hospital.	Years for which return is made.	Full No. of Beds.	Average Beds Occupied.	Average No. of In-patients.	Average No. of Patients to each Bed.	Mean Residence.	Mortality, per cent. of		District Mortality per 1000.	Ratio of Hosp. to District Mortality.	Remarks.
								Beds.	Pa-tients.			
1	St. Bartholomew's Hosp.	1861-64	676	547	5489.5	9.86	37	108.59	10.82	...	...	Statist. Soc. Journal.
2	Guy's	1861-70	600	497.5	4913.6	9.87	36.99	98.15	9.93	...	...	
3	London	1861-70	570	521.8	4478	8.58	42.54	88.13	10.27	...	...	
4	Roy. Inf. Glasgow	1861-70	547	500	5730	11.46	31.93	118.08	10.30	...	...	
5	St. Thomas'	1861-70	211	251.5	2047.5	8.14	44.84	90.37	11.10	...	...	
6	Roy. Inf. Edin.	1861-70	565	395.3	4352	11	33.18	125.07	10.96	...	...	
7	St. George's	1861-70	353	345	3755	10.88	33.55	101.27	9.30	...	...	
8	Leeds Gen. Inf.	1861-70	200	150	1682	11.21	32.56	91.73	8.27	...	...	No information to be obtained.
9	Middlesex	...	305	...	...	...	...	...	...	...	...	
10	Roy. Inf. Aberdeen	1861-69	300	140.5	2113	15	24.33	87.11	6.25	...	...	
11	Manchester Inf.	1861-70	258	216	2572.4	11.9	30.67	103.48	10.86	...	...	
12	Dundee Inf.	1861-70	260	...	1940	...	...	...	8.05	...	...	
13	Liverpool Inf.	1861-70	270	258	2953	11.44	31.9	66.89	5.84	...	...	
14	Liverpool Gen.	1861-70	234	168.5	2375	14.1	26	119.76	8.49	...	...	
15	Stevens's, Dublin	1861-70	250	...	2163	...	...	...	2.77	...	...	
16	Bristol Roy. Inf.	1861-70	242	...	2583.5	...	...	...	5.59	...	...	
17	Devon and Exeter	1861-70	230	...	1416	...	...	...	3.60	...	...	
18	Mater Misericordiae, Dub.	1867-70	230	...	565	...	...	...	6.42	...	...	No reply. About 75 per cent. of beds are Lock.
19	Newcastle Inf.	...	250	...	...	...	...	...	...	...	...	
20	Roy. Albert, Devonport	1864-70	218	...	...	...	...	...	1.86	...	...	
21	Leicester Inf.	1861-70	200	...	1506	...	...	...	5.17	...	...	
22	Wolverhampton Gen.	1861-70	103	...	718	...	...	...	8.70	...	...	
23	Liverpool Southern	1861-70	120	81.7	1239	15.16	24.07	115.54	7.61	...	...	
25	Westminster	1869-70	200	...	1266	...	...	...	14.56	...	...	Including Hardwicke Fever.
26	House of Industry, Dublin	1861-70	312	...	3364	...	...	...	6.73	...	...	
28	North Stafford Inf.	1861-69	195	...	1118	...	...	...	4.98	...	...	



## GENERAL HOSPITALS, 1861—70 (continued).

No.	Name of Hospital.	Years for which return is made.	Full No. of Beds.	Average Beds Occupied.	Average No. of In-patients.	Average No. of Patients to each Bed.	Mean Residence.	Mortality, per cent. of		District Mortality per 1000.	Ratio of Hosp. to District Mortality.	Remarks.
								Beds.	Pa-tients.			
29	Derby Gen. Inf.	1861-70	150	96.7	977.3	9.9	36.86	58.53	5.79	...	...	Including fever.
30	Paisley Inf.	1861-70	250	...	948.	...	...	...	6.29	...	...	
31	Sussex County	1861-70	165	...	1314.	...	...	...	5.53	...	...	
32	King's College	1861-70	152	...	1697.	...	...	...	11.55	...	...	
33	Radcliffe Inf., Oxford	1861-70	149	...	1108.	...	...	...	3.52	...	...	With fever cases.
34	St. Mary's, Paddington	1861-70	165	152.	1795.	11.8	30.9	115.22	9.76	...	...	
35	Belfast Gen.	1861-70	160	...	1348.	...	...	...	7.43	...	...	
36	Sheffield Gen. Inf.	1861-70	160	...	1165.	...	...	...	9.75	...	...	
37	Bristol Gen.	1861-70	130	...	1306.	...	...	...	5.84	...	...	
38	Charing Cross	1861-70	150	...	1086.	...	...	...	8.81	...	...	
39	Chester Gen. Inf.	1861-70	150	60.	664.	11.06	33.	69.	6.23	...	...	
40	Queen's, Birmingham	1868-70	180	137.	1403.	11	33.18	49.58	6.79	...	...	
41	University College, Lond.	1861-70	150	116.	1407.	12.13	30.	151.07	14.26	...	...	
42	Hull Gen. Inf.	1861-70	150	101.	1038.5	10.28	35.5	117.93	7.67	...	...	
42a	Bath Gen.	1861-70	145	...	1049.	...	...	...	7.89	...	...	
43	Liverpool Northern	1861-70	146	136.	1405.	10.3	35.43	79.62	7.72	...	...	
44	Nottingham Gen.	1861-70	142	...	1259.	...	...	...	4.75	...	...	
45	Bradford Gen. Inf.	1864-70	120	76.79	744.6	9.56	38.18	62.24	6.42	...	...	
46	Gloucester Gen. Inf.	1861-70	140	...	648.	...	...	...	4.73	...	...	
48	Roy. Berks	1861-70	120	...	860.	...	...	...	4.01	...	...	
49	Salop Inf.	1861-70	140	...	1024.5	...	...	...	5.60	...	...	
50	Northampton Gen. Inf.	1861-70	126	115.5	1370.	11.77	31.	42.18	3.48	...	...	
52	Addenbrooke's, Cambridge	1861-70	120	...	647.5	...	...	...	5.57	...	...	
53	Huddersfield Inf.	1861-70	60	...	349.	...	...	...	8.83	...	...	
54	Meath, Dublin	1861-70	120	88.	1174.	13.34	29.8	50.	5.07	...	...	
56	Norwich and Norfolk	1861-70	150	122.	983.	8.8	41.5	36.	5.65	...	...	
58	Sunderland Gen. Inf.	1861-70	110	...	350.	...	...	...	9.18	...	...	
59	Hants County Inf.	1861-70	108	...	778.	...	...	...	2.96	...	...	
60	Kent and Canterbury	1861-70	120	...	571.5	...	...	...	6.22	...	...	



		1861-70	80	40	496	124	2943	6260	465	...	...	Statist. Soc. Journal.
61	Dumfries Inf.	1861-70	80	40	496	124	2943	6260	465	...	...	
63	Adelaide Hosp., Dublin	1861-70	100	...	8545	...	...	...	636	...	...	
64	North Devon Inf., Barn- stable	1861-70	100	...	615	...	...	...	214	...	...	
65	Beauford Gen. Inf.	1861-70	100	...	709	...	...	...	266	...	...	
66	Carlisle Inf.	1861-70	52	...	479	...	...	...	423	...	...	
68	German Hosp., Dalston	1861-70	100	69	950	1376	2652	10927	793	...	...	
69	Leamington	1861-70	90	...	218	...	...	...	527	...	...	
70	Lincoln County	1861-70	100	...	7145	...	...	...	373	...	...	
71	Roy. Fries, London	1861-4	100	787	12785	148	247	11245	7	...	...	
72	Salisbury Gen. Inf.	1861-70	98	...	994	...	...	...	297	...	...	
74	Worcester Inf.	1861-70	100	...	1060	...	...	...	433	...	...	
75	St. Vincent's, Dublin	1861-70	100	...	940	...	...	...	559	...	...	
76	York County	1861-70	100	...	6775	...	...	...	409	...	...	
77	Stafford Gen. Inf.	1861-70	120	...	657	...	...	...	380	...	...	
78	Essex and Colchester	1861-70	94	...	275	...	...	...	404	...	...	
79	Plymouth	1861-70	90	...	4515	...	...	...	389	...	...	
80	Taunton	1862	90	...	806	...	...	...	21	...	...	
81	Cheltenham Gen.	1861-70	90	58	581	10	38	3172	316	...	...	
82	Ipswich	1861-70	96	...	286	...	...	...	423	...	...	
83	Bury St. Edmunds	1861-70	84	...	805	...	...	...	193	...	...	
83a	Jervis St., Dublin	1861-70	...	...	692	...	...	...	437	...	...	
84	Mercer's, Dublin	1861-70	50	...	759	...	...	...	500	...	...	
86	S ockport Inf.	1861-70	80	38	323	85	43	7578	295	...	...	
87	Preston Inf.	1870	75	...	167	...	...	...	214	...	...	
88	Montrose Inf.	1861-70	76	...	269	...	...	...	490	...	...	
91	Lancaster Inf.	1861-70	70	...	879	...	...	...	987	...	...	
92	Arbroath Inf.	1861-70	70	...	167	...	...	...	1041	...	...	
93	Halifax Inf.	1861-70	50	...	309	...	...	...	537	...	...	
94	Coventry & Warwickshire	1861-70	33	18	254	141	259	5388	381	...	...	
95	Dorchester	1861-70	60	...	415	...	...	...	332	...	...	
96	Blackburn Inf.	1865-70	46	22	202	92	40	7207	661	...	...	
97	Birkenhead Borough	1863-70	50	...	2515	...	...	...	719	...	...	
98	Cardiff Inf.	1861-70	50	...	2505	...	...	...	...	...	...	
99	Chichester Inf.	1861-70	60	...	306	...	...	...	476	...	...	
99a	Guernsey Catel	1861-70	65	...	120	...	...	...	1287	...	...	Hospital and Work- house.



GENERAL HOSPITALS, 1861—70 (*continued*).

No.	Name of Hospital.	Years for which return is made.	Full No. of Beds.	Average Beds Occupied.	Average No. of In-patients.	Average No. of Patients to each Bed.	Mean Residence.	Mortality, per cent. of		District Mortality per 1000.	Ratio of Hosp. to District Mortality.	Remarks.
								Beds.	Pa-tients.			
100	Middlesborough Inf.	1865-70	60	...	286	...	...	...	4'06	...	...	
101	Salford and Pendlebury	1861-70	60	...	156'5	...	...	...	6'26	...	...	
101 <sup>a</sup>	West London	1866-70	25	...	215	...	...	...	8'76	...	...	
104	Whitehaven Inf.	1861-70	56	...	209	...	...	...	10'57	...	...	
105	Barrow-in-Furness	1866-70	18	...	67'5	...	...	...	3'73	...	...	
106	Swansea Inf.	1861-70	40	...	216	...	...	...	4'20	...	...	
107	Surrey County	1866-70	54	...	268	...	...	...	4'99	...	...	
107 <sup>a</sup>	Roy. Cornwall Inf., Truro	1861-70	72	...	390	...	...	...	1'84	...	...	
109	Aylesbury Inf.	1861-70	50	...	250	...	...	...	3'11	...	...	
109 <sup>a</sup>	Waterford City Inf.	1861-70	48	...	509	...	...	...	3'10	...	...	
109 <sup>b</sup>	St. Bartholomew's, Chat-ham	1863-70	68	...	405	...	...	...	8'68	...	...	Exclusive of the ophthalmic beds.
109 <sup>c</sup>	King's Lynn, Norfolk	1861-70	52	...	445	...	...	...	3'28	...	...	Accident Hospital.
110	Poplar	1870	30	...	242	...	...	...	10'33	...	...	
111	Durham County Inf.	1861-70	44	...	283	...	...	...	...	...	...	
112	Forfar Inf.	1861-70	36	...	211	...	...	...	...	...	...	
113	Huntingdon Inf.	1861-70	42	...	...	...	...	...	4'08	...	...	
114	Peterborough Inf.	1861-70	42	...	121	...	...	...	7'33	...	...	
115	Carmarthen Inf.	1861-70	40	...	156	...	...	...	2'76	...	...	
117	Chesterfield Inf.	1861-70	30	6'3	59	9'36	39	112'16	12'09	...	...	Accident Hospital.
118	Denbigh Inf.	1861-70	40	...	214	...	...	...	3'17	...	...	
119	Hemel Hempstead, Herts	1861-70	40	...	249	...	...	...	3'81	...	...	
120	Leith	1861-70	40	...	325	...	...	...	8'42	...	...	
120 <sup>a</sup>	Limerick City Inf.	1861-70	40	...	241	...	...	...	4'36	...	...	
123	Metropolitan Free	1861-70	31	11'3	117	12'2	28	100	6'43	...	...	
123 <sup>a</sup>	Stamford and Rutland Inf.	1861-70	40	...	231	...	...	...	3'90	...	...	
123 <sup>b</sup>	Torbay Inf., Torquay	1861-70	40	...	163	...	...	...	4'60	...	...	
123 <sup>c</sup>	Tunbridge Wells Inf.	1861-70	36	...	130	...	...	...	6'07	...	...	
124	Ayr Inf.	1861-70	48	...	...	...	...	...	13'23	...	...	







GENERAL HOSPITALS, 1861—70 (*continued*).

No.	Name of Hospital.	Years for which return is made.	Full No. of Beds.	Average Beds Occupied.	Average No. of In-patients.	Average No. of Patients to each Bed.	Mean Residence.	Mortality, per cent. of		District Mortality per 1000.	Ratio of Hosp. to District Mortality.	Remarks.
								Beds.	Pa-tients.			
163	Gravesend	1861-70	15	...	70	...	...	...	7.61	...	...	
165	Bodmin Inf., Cornwall	1861-70	14	...	46.5	...	...	...	1.72	...	...	
165a	Brecknock Inf.	1861-70	12	...	87	...	...	...	4.25	...	...	
165b	Crewkerne, Somerset	1867-70	13	...	35	...	...	...	5.71	...	...	
165c	Penrhyn, Wales	1866-70	12	...	66	...	...	...	6.34	...	...	
168	Malvern Rural	1869-70	12	...	38	...	...	...	2.63	...	...	
168a	Newport Inf.	1868-70	12	...	71	...	...	...	4.69	...	...	
169	Tiverton	1868-70	12	...	18	...	...	...	3.63	...	...	
171	Oswestry	1866-70	12	...	38	...	...	...	7.89	...	...	
171a	Shepton-Mallet, Somerset	1869-70	12	...	55	...	...	...	...	...	...	
171b	Pembrokeshire Inf., Haverfordwest	1861-70	12	...	138	...	...	...	1.66	...	...	
172	Reigate Inf., Surrey	1866-70	6	...	39	...	...	...	3.57	...	...	
174	Bromley, Kent	1869-70	6	...	27.5	...	...	...	9.09	...	...	
175	Capel, Suffolk	1867-70	10	...	24	...	...	...	5.37	...	...	
178	Ilfracombe, Devon	1865-70	10	...	27	...	...	...	2.15	...	...	
178a	Tewkesbury	1865-70	7	...	56	...	...	...	2.38	...	...	
178b	Wallasey, Cheshire	1867-70	4	...	22	...	...	...	5.68	...	...	
180	Ashford, Kent	1870	9	...	49	...	...	...	6.12	...	...	
182	Bridgenorth, Salop	1863-70	8	...	20	...	...	...	3.12	...	...	
183	Cremer, Suffolk	1867-70	7	...	32	...	...	...	2.36	...	...	
184	Dinorwic, Carnarvon	1867-70	8	...	36	...	...	...	9.72	...	...	
184a	Fairford, Gloucester	1867-70	8	...	18	...	...	...	3.07	...	...	
185	Fowey, Cornwall	1861-70	4	...	17	...	...	...	1.76	...	...	
187	Bourton, Gloucester	1861-70	8	...	33	...	...	...	2.14	...	...	
188	Mildenhall, Suffolk	1868-70	8	...	45	...	...	...	3.59	...	...	
188a	Monmouth	1868-70	8	...	43	...	...	...	3.84	...	...	
188b	Pembroke Inf.	1863-70	8	...	25	...	...	...	4.54	...	...	
191	Shedfield, Hants	1867-70	8	...	18.5	...	...	...	2.70	...	...	





## IRISH COUNTY INFIRMARIES, 1861-70.

No.	Name of Hospital.	Years for which return is made.	Full No. of Beds.	Average Beds Occupied.	Average No. of In-patients.	Average No. of Patients to each Bed.	Mean Residence.	Mortality, per cent. of		District Mortality per 1000	Ratio of Hosp. to District Mortality.	Remarks.
								Beds.	Pa-tients.			
3	Maryborough	1861-70	100	43.6	617	14.1	26	41.97	2.96	...	...	
4	Roscommon	1861-70	85	...	708	...	...	...	2.17	...	...	
5	Tyrone	1861-70	65	65	679	10.44	35	16.00	1.53	...	...	
7	Down Patrick	1861-70	52	...	422	...	...	..	4.00	...	...	
8	Armagh	1861-70	72	...	1178	...	...	...	1.72	...	...	
10	Wexford	1861-70	72	36.3	437	12	30.4	35.53	2.95	...	...	
11	Cavan	1863-70	70	50	660	13.2	29.1	12.44	1.06	...	...	
12	Donegal	1861-70	80	46.3	529	11.2	32.5	25.48	2.23	...	...	
14	Clare	1861-70	60	64	924	14.4	25.3	21.56	1.49	...	...	
15	Mayo	1861-70	70	60	700	11.66	31.4	18.83	1.61	...	...	
18	Fermanagh	1861-70	60	55	748	13.6	26.8	30.54	2.24	...	...	
20	Leitrim	....	52	...	362	...	...	...	2.12	...	...	
21	King's County	1861-70	50	33	374	11.3	32.3	22.72	2.00	...	...	
22	Louth	1861-70	45	...	402	...	...	...	2.19	...	...	
23	Carlow	1861-70	40	...	258	...	...	...	2.79	...	...	
24	Kerry	1861-70	50	42	518	12.3	29.7	17.14	1.39	...	...	
27	Longford	1861-70	39	...	352	...	...	...	1.84	...	...	



## FEVER HOSPITALS, 1861—70.

No.	Name of Hospital.	Years for which return is made.	Full No. of Beds.	Average Beds Occupied.	Average No. of In-patients.	Average No. of Patients to each Bed.	Mean Residence.	Mortality, per cent. of		District Mortality per 1000.	Ratio of Hosp. to District Mortality.	Remarks.
								Beds.	Pa-tients.			
	London Fever	1861-70	320	...	2911.	...	...	...	16.88	...	...	Statistics doubtful.
	Fever, Cork	1861-70	160	...	1075.	...	...	...	7.06	...	...	
	Cork Street, Dublin	1861-70	120	81.7	1593.	19.5	19.	142.10	7.29	...	...	
	Limerick, St. John's	1861-70	100	27.	251.	9.3	39.2	52.96	5.70	...	...	
	Newcastle-upon-Tyne	1861-70	45	...	260.	...	...	...	16.49	...	...	
	Bedford	1861-70	50	...	75.4	...	...	...	11.40	...	...	
	County Down	1861-70	40	...	42.	...	...	...	10.28	...	...	
	Queenstown, Cork	1861-70	40	...	128.	...	...	...	8.99	...	...	
	Gateshead	1866-70	36	...	96.	...	...	...	11.06	...	...	
	Ayr	1861-70	48	...	80.	...	...	...	13.23	...	...	
	Monaghan	1861-70	39	...	23.	...	...	...	9.17	...	...	Statistics doubtful.
	Carlisle	1861-70	30	...	52.	...	...	...	16.60	...	...	

## CHILDREN'S HOSPITALS, 1861—70.

Ormond Street, London	1861-70	127	65.8	645.	9.8	37.2	112.00	11.42	...	...	...
Evelina, London	1869-70	100	...	185.	...	...	...	4.33	...	...	...
Liverpool, Myrtle Street	1861-70	60	...	126.	...	...	...	7.30	...	...	...
Edinburgh	1861-70	70	44.	412.	9.36	39.	96.59	10.34	...	...	...
Birmingham	1863-70	55	21.	508.	24.2	11.	177.9	7.35	...	...	...
Victoria, London	1870	40	...	251.	...	...	...	6.37	...	...	...
Bristol	1867-70	40	27.	348.	12.9	28.2	38.53	3.01	...	...	...
Brighton	1869-70	10	...	49.	...	...	...	4.08	...	...	...
Gloucester	1867-70	24	...	17.5	...	...	...	2.55	...	...	...
North Eastern, London	1870	12	...	98.	...	...	...	9.17	...	...	...
Jenny Lind, Norwich	1861-70	20	...	63.4	...	...	...	4.57	...	...	...
Belgrave, London	1867-70	16	...	85.5	...	...	...	4.38	...	...	...



## GENERAL HOSPITALS, 1870—75.

\* Hospitals from which published Reports have been received.

No.	Name of Hospital.	Years for which return is made.	Full No. of Beds.	Average Beds Occupied.	Average No. of In-patients.	Average No. of Patients to each Bed.	Mean Residence.	Mortality, per cent. of		District Mortality per 1000.	Ratio of Hosp. to District Mortality.	Remarks.
								Beds.	Patients.			
1	St. Bartholomew's	1870-5	710	301'49	3337'16	11'11	32'85	56'91	5'12	26	1'972	Excluding ophthalmic beds and cases.
2*	Guy's	1870-5	650	539'6	5617'	10'4	35'	99'	9'5	25	3'8	12'8 of all cases } are fever. 12'2 of all deaths } See Fever Hosps. Reports very complete.
3*	London	1870-5	600	506'6	5240'	10'34	34'42	121'98	11'8	30	3'93	
4*	Roy. Inf., Glasgow	1870-5	584	475'3	5591'	11'76	30'6	126'44	11'1	...	...	
5	St. Thomas's	1872-5	572	347'8	3142'7	9'03	36'35	109'54	12'13	25	4'852	Of all cases { 5% Fever 40% Surgical 55% Medical
6*	Roy. Inf., Edin.	1870-5	565	411'5	4525'3	10'99	33'01	111'2	10'18	...	...	
7*	St. George's	1872 & 5	353	338'6	3933'5	11'6	31'46	85'65	7'37	19	3'88	Sq. space per bed, 106 feet. Cubic space, do., 2099'5 ft. Three wards retained for cancer cases. Reports very incomplete.
8*	Leeds Gen. Inf.	1870-5	310	200'	2943'16	14'21	25'62	100'	6'78	30	2'26	
9*	Middlesex	1870-5	305	219'93	2041'3	9'28	39'3	119'54	12'92	25	5'168	Admits fever and smallpox. See Fever Hosps. 28'4% of all the cases are fever.
10	Roy. Inf., Aberdeen	1870-5	300	127'8	1720'8	13'46	29'37	89'	6'61	...	...	
11*	Manchester Inf.	1870-5	296	205'16	2901'3	14'14	25'8	152'46	10'78	32	3'37	Reports very complete. Lock and asylum cases excluded.
12*	Dundee Inf.	1870-5	280	131'5	1692'5	12'8	30'12	123'57	9'6	...	...	
13*	Liverpool Inf.	1870-5	270	227'16	2555'3	11'24	32'4	81'35	7'23	39	2'5	Reports incomplete.
14*	Birmingham Gen.	1870-5	256	207'3	2713'3	13'08	27'8	105'72	8'07	27	3'	







## GENERAL HOSPITALS, 1870—75 (continued).

No.	Name of Hospital.	Years for which return is made.	Full No. of Beds.	Average Beds Occupied.	Average No. of In-patients.	Average No. of Patients to each Bed.	Mortality, per cent. of		District Mortality per 1000.	Ratio of Hosp. to District Mortality.	Remarks.
							Beds.	Pa-tients.			
42*	Hull Gen. Inf.	1870-5	150	94.08	1094.5	11.6	103.72	8.93	26	3.434	Reports incomplete.
43*	Liverpool Northern	1870-5	144	116.9	1613.2	13.8	88.62	6.42	39	1.646	
44*	Nottingham Gen.	1870-5	142	...	1105.	...	...	7.87	24	3.28	Reports full.
45*	Bradford Gen. Inf.	1870-5	140	88.55	818.3	9.24	72.61	7.86	25	3.144	
46*	Gloucester Gen. Inf.	1870-5	140	86.69	819.2	9.33	50.52	5.34	21	2.543	Without fever cases.
47*	Greenock Gen. Inf.	1870-5	140	46.53	543.	11.67	146.57	12.56	...	...	
				79.2	1094.6	13.87	169.19	12.24	...	...	With fever, which is almost 50 % of all the cases.
48	Royal Berks	1870-5	140	107.6	1025.	9.6	39.59	4.13	22	1.877	Admirable reports.
49*	Salop Inf.	1871-5	140	98.3	923.2	9.4	60.22	6.4	25	2.6	
50*	Northampton Gen. Inf.	1870-5	138	119.	1182.4	9.85	42.52	4.28	24	1.783	Reports defective.
51*	City of Dublin	...	130	...	...	...	...	...	...	...	
52*	Addenbrooke's, Cambridge	1870-5	120	83.8	799.6	9.54	55.48	5.81	22	2.64	No details in reports.
53*	Huddersfield Inf.	1870-5	120	56.5	485.	8.58	64.42	7.58	24	3.175	
54*	Meath, Dublin	1870-5	120	89.64	1174.8	13.2	84.78	6.5	...	...	Reports very defective. Parliamentary reports.
55*	Royal Bath	1870-5	120	76.5	1013.	13.24	118.17	8.04	22	3.654	
56*	Norwich and Norfolk	1870-5	118	103.6	848.	8.18	62.74	7.7	24	3.208	Reports full. Mort. for 90 years, 5.5.
57*	Perth Inf.	1874-5	110	...	532.	...	...	7.51	...	...	
58*	Sunderland Gen. Inf.	1872-5	110	53.	497.75	9.39	72.92	7.8	24	3.25	Admits fever.
59	Hants County	1870-5	108	75.	707.3	9.43	40.66	4.35	19	2.29	
60*	Kent and Canterbury	1870-5	104	67.	521.	7.88	49.49	6.37	24	2.655	Admirable reports.
61*	Dumfries Inf.	1870-5	104	32.81	370.3	11.28	76.19	6.75	...	...	
62*	Sheffield Public	1874-5	104	...	767.5	...	...	8.14	29	2.807	Reports extremely defective
63*	Adelaide, Dublin	1870-5	100	...	847.	...	...	7.14	...	...	
64*	North Devon, Barnstaple	1870-5	100	62.3	593.6	9.53	17.9	1.88	18	1.047	Reports incomplete.
65*	Bedford Gen. Inf.	1870-5	100	...	680.8	...	...	3.65	20	1.825	











	Ayr Inf.	1875	38	14	190	13.5	28	150	{ 7.4 11	...	...	Without fever. All cases, 38 % being typhus. See Fever Hosps. Each in-pntnt. pays 2s. a wk.
124*	Burton-on-Trent	1870-5	37	12	142.25	11.85	30.8	98.94	10.54	21	...	...
125*	Bridgewater	1870-5	36	15.16	289.6	19.1	19	50.72	3	19	...	5.019
126*	Hertford Gen. Inf.	1870-5	35	18.3	170.5	9.32	45.5	23.5	3.8	19	2	...
127	Oldham	1872-5	33	17.5	166	9.5	39.1	134.85	14.3	26	5.5	...
128*	Hitchin	1870-5	32	14.3	158.8	11.11	33.16	32.16	2.9	20	1.45	...
129	Hastings	1870-5	32	...	250	...	...	...	2.92	20	1.46	...
130	Belford, Inverness	1870-5	30	11.2	127	11.33	27.08	17.85	1.57	...	...	...
131	Gt. Northern, London	1870-5	30	21.3	259.5	12.17	29.97	115.02	6.3	21	3	...
132	Longton, Staffordshire	1870-5	30	...	108	...	...	...	4.8	...	...	...
133	Lowestoft	1870-5	30	16.39	130.16	7.94	45.95	43.68	5.5	18	3.055	Books stated to give no in- formation.
134	North Ormsby, Yorks	...	30	...	...	...	...	...	...	...	...	...
135	Saffron Walden, Essex	1871-5	30	15.75	170.4	10.8	31.94	54.6	5.05	19	2.657	Accident Hospital.
136*	Stroud Gen.	1870-5	30	...	117	...	...	...	6.5	21	3.095	...
137	Great Yarmouth	1870-5	28	15.3	158.6	10.36	35.2	49	4.73	24	1.97	...
138	Ramsgate, Seaman's	1870-5	27	10.05	118.6	11.8	30.6	38.1	3.2	...	...	...
139	Rotherham	1873-5	25	12.9	140.3	10.8	30.6	93.02	8.54	24	3.558	Reports very complete.
140*	Doncaster Inf.	1870-5	24	11.16	110.16	9.87	34.54	91.04	9.22	...	...	...
141	Seaham Harbourn,	1870-5	24	2	41.16	20.58	18.5	141.5	6.9	22	3.136	...
142	Durham	...	24	...	...	...	...	...	...	...	...	...
143	Walsall	1870-5	24	16.92	194.6	11.5	31.73	93.38	8.13	24	3.387	...
144	West Bromwich	1870-5	24	13.25	156.75	11.9	25.75	81.13	6.86	22	3.119	...
145	Dover	1870-5	21	13.95	138.5	9.92	30.06	53.76	5.42	20	2.71	...
146	Richmond, Surrey	1870-5	21	13.4	151.6	11.3	32.3	89.45	8.13	19	4.279	...
147	Becket, Barnsley	1872-5	20	6.03	71	11.77	31	82.91	7.04	25	2.815	...
148	French, London	1870-5	20	10.5	146.6	14	21	120	8.6	23	3.739	Reports defective.
149*	Stanley, Liverpool	...	20	...	...	...	...	...	...	39	...	...
150	Louth, Lincoln	1873-5	20	6.67	65.6	9.83	37.13	30	3.05	19	1.605	...
151*	Sherborne, Dorset	1870-5	20	12.5	120.6	9.6	41.5	36	3.73	19	1.963	Admits fever. Reports de- fective.
152*	Southport Inf.	1870-5	20	...	190.3	...	...	...	8.4	...	...	...
153	South Shields Inf.	1873-5	20	10.3	110.3	10.7	28.3	97	9.07	...	...	...
154*	Sudbury, Suffolk	1870-5	20	...	109.4	...	...	...	1.8	20	9	...
155	Weston-super-Mare	1870-5	20	10.06	121.5	12.07	28.13	59.64	4.93	19	2.588	...







183	Cromer, Suffolk	1870-5	8	...	32.8	...	...	...	...	3.45	...	...	No statistics kept.
184	Dinorwic, Carnarvon	...	8	...	...	...	...	...	...	...	...	...	Information promised.
185	Fowey, Cornwall	1870-5	8	...	13.3	...	...	...	...	3.76	...	...	Information promised.
186	Hatfield, Essex	...	8	...	...	...	...	...	...	...	...	...	Information promised.
187	Bourton, Gloucester	1870-5	8	...	44.	3.75	11.2	30.96	13.33	1.13	...	...	Circulars returned blank ;
188	Mildenhall, Suffolk	1871-5	8	...	51.8	5.3	9.76	37.4	...	3.47	19	1.826	no reports to be had.
189	Luton, Beds.	...	8	...	...	...	...	...	...	...	21	...	no reports to be had.
190	Seacombe, Cheshire	1872-5	8	4.5	53.	...	11.77	28.25	116.66	9.91	...	...	...
191	Shedfield, Hants	1871-5	8	1.75	28.25	...	16.1	29.	71.42	4.42	...	...	...
192*	Rochdale	1872-5	8	...	41.	...	...	...	...	12.8	24	5.33	...
193	Stockton-on-Tees	1870-5	8	3.13	47.6	...	15.2	24.	164.85	10.84	23	4.713	Accident Hospital.
194	Wrexham	...	8	...	74.3	...	...	...	...	...	...	...	Statistics badly kept.
195	Burford, Salop	1870-5	7	2.83	29.5	...	10.4	35.	45.93	4.34	...	...	...
196*	Chesham, Bucks	1870-5	7	3.1	23.	...	7.41	49.25	32.26	4.35	...	...	...
197	Dunster, Somerset	1870-5	7	5.	31.8	...	6.36	45.	6.6	1.03	...	...	Admirable reports; many im-
198*	Erith, Kent	1872-5	7	4.37	68.75	...	15.7	23.2	108.69	7.01	...	...	portant operations detailed.
199	Mansfield Woodhouse, Notts	1870-5	7	3.	48.	...	16.2	22.5	50.	3.12	22	1.418	Patients pay a small sum.
200	Moreton, Gloucester	1873-5	7	2.15	31.6	...	12.5	29.1	80.	5.6	...	...	...
201	New Swindon, Wilts	1872-5	7	2.17	28.25	...	13.	28.	57.6	4.	...	...	...
202	Petersfield, Hants	1871-5	7	3.43	35.4	...	10.31	31.2	75.8	7.35	...	...	...
203*	Royston, Herts	1870-5	7	3.88	35.5	...	9.15	38.4	55.68	6.15	18	3.416	...
204	St. Albans, Herts	1870-5	7	2.8	44.3	...	15.5	23.5	35.71	2.25	...	...	...
205	Ottery St. Mary, Devon	1870-5	7	3.8	45.	...	11.84	19.8	31.58	2.66	19	1.4	...
206	Tenby, Pembrokeshire	...	7	...	...	...	...	...	...	...	19	...	"No statistics of any use."
207	Bovey Tracey, Devon	1872-5	6	3.2	28.	...	8.75	42.	31.25	3.57	...	...	...
208	Burford, Oxon	1870-5	6	2.6	30.	...	11.5	31.6	70.38	6.1	...	...	...
209	Chalfont St. Peter, Bucks	1871-4	6	3.38	35.5	...	10.52	34.7	7.39	.7	...	...	...
210	Clearwell, Gloucester	1872-5	6	1.03	9.	...	8.7	42.	24.27	2.77	...	...	...
211	Dawlish, Devon	1871-5	6	3.	25.	...	8.3	31.2	26.6	3.2	20	1.6	...
212	Devizes, Wilts	1872-5	6	2.	18.5	...	9.5	38.1	62.5	6.76	19	3.557	Admirable reports.
213	Guisborough, Yorks	1870-5	6	2.86	24.1	...	8.44	36.1	46.5	5.5	22	2.5	Accidents on railway.
214*	Iver, Bucks	1870-5	6	1.56	15.2	...	9.7	37.5	38.46	4.	...	...	...
215	Launceston, Cornwall	1872-5	6	.5	3.75	...	7.5	54.	150.	13.3	18	7.388	...



## GENERAL HOSPITALS, 1870—75 (continued).

No.	Name of Hospital.	Years for which return is made.	Full No. of Beds.	Average Beds Occupied.	Average No. of In-patients.	Average No. of Patients to each Bed.	Mean Residence.	Mortality, per cent. of		District Mortality per 1000.	Ratio of Hosp. to District Mortality.	Remarks.
								Beds.	Pa-tients.			
216	Milton Abbas, Dorset	1874-5	6	3	22.5	7.4	49	0	0	..	..	
217	Warminster, Wilts	1870-5	6	3.6	37	10.13	36	14.8	4.06	18	2.255	
218	Newick, Suffolk	1870-5	6	4.3	20.6	4.8	75.6	23.27	4.83	..	..	
219	Petworth, Sussex	1873-5	6	3.6	30	8.33	42	27.77	3.33	..	..	Exclusive of fever cases.
220	Ruabon	1870-5	6	2.55	27	10.58	34.5	139.34	5.8	24	2.416	Accident Hospital.
221	Speen, Bucks	1870-5	6	4.05	38.6	9.53	39.55	13.82	1.67	..	..	Average age of patients, 29.5 years.
222*	Wirksworth, Derby	1870-5	6	3.01	31.2	10.34	35.3	33.22	3.2	..	..	Only a dispensary.
223	Worthing, Sussex	...	6	...	...	...	...	...	...	..	..	
224	Buckhurst Hill, Essex	1870-5	5	...	33	...	...	...	3	..	..	
225	Bromyard, Hereford	1870-5	5	4.4	45.5	10.14	36	7.5	.92	19	.488	
226*	Hayes, Middlesex	1874-5	5	1.4	17	12.3	29.6	71.43	5.9	..	..	Full reports.
227	Melksham, Wilts	1870-5	5	2.2	29.16	13.08	27.9	22.72	1.71	22	.777	
228	Warwick Cottage	1874-5	5	4.27	47	11	33	12.5	1.06	20	.53	
229	Yoxall, Stafford	1874-5	5	3.37	27	8	45	88.88	11.11	..	..	Opened 1873.
230	Yate, Gloucester	1870-5	5	1.5	10.83	7.22	39.26	0	0	..	..	
231*	Amlwch, Anglesey	1873-5	4	1.23	4	3.25	112.5	0	0	..	..	Patients are paid for.
232*	Bangor, Down, Ireland	1870-4	4	1	10.3	10.3	34.3	100	9.7	..	..	Reports complete.
233	Hillingdon, Middlesex	1870-5	4	2.1	29	13.8	26.3	55.23	4	..	..	
234	Scarborough, Accident	1870-5	3	.7	12.5	18	19.37	142.85	8	..	..	Accident Hospital.
235*	Market Rasen, Lincoln	1870-5	2	.86	11.16	13	28.09	76.72	5.9	19	3.105	
236	Leek, Staffordshire	1870-5	5	3.5	72.5	20.7	29.7	142.85	6.9	21	3.289	Without fever cases, for which see Fever Hosp.
237	Kilmarnock Inf.	1870-5	...	16.4	224	13.65	23.88	122.92	8.55	..	..	(Too late for proper insertion.)



## IRISH COUNTY INFIRMARIES, 1870—75.

\* Hospitals from which Reports have been received.

No.	Name of Hospital.	Years for which return is made.	Full No. of Beds.	Average Beds Occupied.	Average No. of In-patients.	Average No. of Patients to each Bed.	Mean Residence.	Mortality, per cent.		District Mortality per 1000.	Ratio of Hosp. to District Mortality.	Remarks.
								Beds.	Pa-tients.			
1	Londonderry	...	128	...	...	...	...	...	...	...	...	Information promised. Information could not be supplied.
2	Limerick	...	100	...	...	...	...	...	...	...	...	
3	Maryborough	...	100	...	...	...	...	...	...	...	...	
4	Roscommon	...	85	...	...	...	...	...	...	...	...	No reply.
5	Tyrone	1873-5	85	40.8	632.6	15.5	23.5	42.4	2.74	...	...	No reply.
6	Galway	...	80	...	...	...	...	...	...	...	...	No reply.
7	Downpatrick	...	80	...	...	...	...	...	...	...	...	No details in reports.
8	Armagh	1870-5	72	59	729.3	12.35	29.5	25.69	2.08	...	...	No reply.
9*	Tipperary	...	72	...	...	...	...	...	...	...	...	No reply.
10	Wexford	...	72	...	...	...	...	...	...	...	...	No reply.
11	Cavan	...	70	...	...	...	...	...	...	...	...	No reply.
12	Donegal	1870-5	70	35.96	448.16	12.19	29.08	19	1.52	...	...	No reply.
13	Kilkenny	...	70	...	...	...	...	...	...	...	...	No reply.
14	Clare	...	60	...	...	...	...	...	...	...	...	No reply.
15	Mayo	...	60	...	...	...	...	...	...	...	...	No reply.
16	Monaghan	...	60	...	...	...	...	...	...	...	...	No reply.
17	Sligo	...	60	...	...	...	...	...	...	...	...	No reply.
18	Fermanagh	1870-5	52	38.4	462.6	12.04	25.11	48.90	4.06	...	...	No reply.
19	Kildare	...	52	...	...	...	...	...	...	...	...	No fever cases.
20	Leitrim	1870-5	52	25.8	291.8	11.3	32.3	20.54	1.81	...	...	No reply.
21	King's County	...	50	...	...	...	...	...	...	...	...	No fever cases.
22	Carlow	1870-5	40	18.10	262.3	14.44	23.5	40.2	2.75	...	...	Reports very defective.
23*	Louth	1870-5	42	...	262.4	...	...	...	4.57	...	...	"Books not kept regularly."
24	Kerry	...	40	...	...	...	...	...	...	...	...	No reply.
25	Meath	1870-5	40	19.8	269	13.56	26.9	36.16	2.66	...	...	No reply.
26	Westmeath	...	40	...	...	...	...	...	...	...	...	No reply.
27	Longford	...	39	...	...	...	...	...	...	...	...	No reply.
28	Wicklow	1870-5	36	9	213.6	24.2	15.08	33.15	2.34	...	...	No reply.
	Total	...	1907	246.92	3571.76	...	...	...	...	...	...	...
	Average ...	...	68.1	30.86	396.86	14.44	25.27	33.25	2.72	...	...	...



# FEVER HOSPITALS.

\* Hospitals from which Reports have been received.

No.	Name of Hospital.	Years for which return is made.	Full No. of Beds.	Average Beds Occupied.	Average No. of In-patients.	Average No. of Patients to each Bed.	Mean Residence.	Mortality, per cent. of		District Mortality per 1000.	Ratio of Hosp. to District Mortality.	Remarks.
								Beds.	Pa-tients.			
*	London Fever Hospital	1870-5 1872-5	260 105	81.2 ...	926. 852.5	11.4 ...	32. ...	172.61 ...	15.15 18.	...	...	Metrop. Asyl. Dist. Board [Reports. Do.
	Stockwell Fever, Cork	1872-5 1870-5	102 140	...	499.8 704.5	...	...	...	17.8 10.12	...	...	Do.
	Cork Street, Dublin	1870-5	120	58.6	1041.	17.76	20.75	181.16	10.1	...	...	No reply.
	Hardwicke, Dublin	1870-5	120	51.63	750.	14.7	19.44	218.86	15.08	...	...	No reply.
	Leeds	...	80	...	...	...	...	...	...	...	...	No reply.
	Newcastle-upon-Tyne	1870-5	61	12.4	227.4	18.25	20.	267.74	6.9	...	...	No reply.
	Bradford	1872-5	60	19.	245.	12.87	28.34	205.26	15.87	...	...	No reply.
	Downpatrick	...	40	...	...	...	...	...	...	...	...	No reply.
	Halifax	1873-5	40	4.4	60.3	13.72	26.6	227.27	16.58	...	...	No reply.
	Queenstown, Cork	...	40	...	...	...	...	...	...	...	...	No reply.
*	Newry, Armagh	...	40	...	...	...	...	...	...	...	...	No reply.
	Londonderry	...	40	...	...	...	...	...	...	...	...	No reply.
	Ayr	...	42	...	...	...	...	...	...	...	...	No reply.
	Monaghan	1870-5	32	3.74	51.4	13.72	26.6	22.55	11.68	...	...	No reply.
	Carlisle	1870-5	30	1.4	21.3	15.2	24.	130.71	9.	...	...	No reply.
	Stafford Inf.	1870-5	26	...	79.5	...	...	...	13.85	...	...	No reply.
	Manchester Inf.	1870-5	...	...	165.	...	...	...	13.94	...	...	No reply.
	Arklow, Wicklow	1870-5	...	22.9	364.6	15.92	22.9	203.5	12.77	...	...	No reply.
	Clones, Monaghan	...	16	...	...	...	...	...	...	...	...	No reply.
	Altrincham, Cheshire	1870-5	16	1.37	17.3	12.6	29.	94.89	7.51	...	...	No reply.
*	Bedford	...	14	...	...	...	...	...	...	...	...	No reply.
	Paisley	1870-5	50	...	52.5	...	...	...	10.16	...	...	No reply.
		1870-5	...	20.7	305.5	14.77	24.71	92.8	7.3	...	...	







## CHILDREN'S HOSPITALS.

\* Hospitals from which Reports have been received.

No.	Name of Hospital.	Years for which return is made.	Full No. of Beds.	Average Beds Occupied.	Average No. of In-patients.	Average No. of Patients to each Bed.	Mean Residence.	Mortality, per cent. of		District Mortality per 1000.	Ratio of Hosp. to District Mortality.	Remarks.
								Beds.	Pa-tients.			
*	Ormond Street, Lond.	1870-5	127	...	590*	...	...	...	10*	...	...	Reports defective.
	Evelina, London	...	100	...	...	...	...	...	...	...	...	No reply.
	Manchester, Pendlebury	...	84	...	...	...	...	...	...	...	...	No reply.
	Liverpool, Myrtle St.	...	80	...	...	...	...	...	...	...	...	No reply.
	Edinburgh	...	72	...	...	...	...	...	...	...	...	No reply.
	Birmingham	1870-5	50	46.38	774.5	16.68	21.88	102.1	7.14	...	...	Admirable reports.
	Victoria, London	1870-5	54	33.	315.	9.53	38.3	68.18	7.14	...	...	Statistics too imperfect to be used.
	Bristol	...	50	...	...	...	...	...	...	...	...	No reply.
	Manchester Clinical	...	46	...	...	...	...	...	...	...	...	No reply.
	Brighton	1870-5	40	...	99.3	...	...	...	4.03	...	...	Reports defective.
*	Gloucester	...	24	...	...	...	...	...	...	...	...	No reply.
	London Nth.-Eastern	...	24	...	...	...	...	...	...	...	...	No reply.
	Newcastle-on-Tyne	...	24	...	...	...	...	...	...	...	...	No reply.
	St. Joseph's, Dublin	...	21	...	...	...	...	...	...	...	...	No reply.
	Belfast	1873-5	20	9.3	242.6	26.	14.	60.21	2.3	...	...	No reply.
	Jenny Lind, Norwich	...	20	...	...	...	...	...	...	...	...	No reply.
	Belgrave, London	...	19	...	...	...	...	...	...	...	...	No reply.
	Wirrel, Birkenhead	...	16	...	...	...	...	...	...	...	...	No reply.
	Sunderland	...	...	...	...	...	...	...	...	...	...	No reply.
	Total ...	...	881	...	...	...	...	...	...	...	...	...
	Average ...	...	49	...	...	...	24.72	...	6.12	...	...	...



## LYING-IN HOSPITALS.

\* Hospitals from which Reports have been received.

No.	Name of Hospital.	Years for which return is made.	Full No. of Beds.	Average Beds Occupied.	Average No. of In-patients.	Average No. of Patients to each Bed.	Mean Residence.	Mortality, per cent. of		District Mortality per 1000.	Ratio of Hosp. to District Mortality.	Remarks.
								Beds.	Patients.			
*	Rotunda, Dublin	1870-5	130	30.68	1237	42	8.2	44.32	1.057	...	...	Government Reports.
*	Queen Charlotte's	...	50	...	...	...	...	...	...	...	...	No reply.
	Coombe, Dublin	1870-5	40	10.62	396	37.3	9.54	40.48	1.085	...	...	Government Reports.
	York Road, London	1870-5	30	14.8	300.8	20.3	18	14.6	.717	...	...	
	Endell Street, London	1870-5	25	11	174.16	15.83	23	28.72	1.814	...	...	Mort. in 1786 was 1.285.
	Glasgow Maternity	1870-5	24	10	315.6	31.56	11.5	51.6	1.635	...	...	
	Belfast	1870-5	15	...	185.3	...	...	...	1.07	...	...	
	Cork	1870-5	15	10.13	370	36.5	10	...	.225	...	...	No reply.
	Limerick	...	12	...	...	...	...	...	...	...	...	No register kept.
	Edinburgh	...	10	...	...	...	...	...	...	...	...	
	Waterford	1870-5	8	...	120.3	...	...	...	.25	...	...	
*	City of London	1870-5	30	27.3	406	10.09	19.16	23.8	1.6	...	...	
	Marburgh, Hesse Cassel	1868-75	30	...	129	...	...	...	1.162	...	...	
	Average ...	...	...	...	...	...	11.34	...	1.061	...	...	



## WOMEN'S HOSPITALS.

\* Hospitals from which Reports have been received.

No.	Name of Hospital.	Years for which return is made.	Full No. of Beds.	Average Beds Occupied.	Average No. of In-patients.	Average No. of Patients to each Bed.	Mean Residence.	Mortality, per cent. of		District Mortality per 1000.	Ratio of Hosp. to District Mortality.	Remarks.
								Beds.	Pa-tients.			
*	Soho Square, London	1870-5	60	37	337	9.1	40	51.35	5.7	...	...	
*	Samaritan, London	1870-5	50	...	252	...	...	...	5.28	...	...	
*	Waterloo Road, Lond.	...	50	...	...	...	...	...	...	...	...	
*	Leeds	1870-5	45	19	294.6	15.5	23.5	10.52	6.7	...	...	
*	Marylebone Rd., Lond.	1872-5	26	10.4	137.25	13.4	28	24	1.8	...	...	
*	Samaritan, Belfast	..	25	...	...	...	...	...	...	...	...	
*	Cork	1870-5	20	29.16	312.5	10.7	37.3	2.05	1.6	...	...	Opened 1875. Govt. Lock Hosp. under Contagious Diseases Act.
*	Sheffield	1873-5	12	73	77	10.55	34.6	41.1	3.9	...	...	
*	Vincent Sq., London	1873-5	10	43	30	7	53.6	30	4.35	...	...	
*	Birmingham	1871-5	8	2.44	61.5	25.2	15	204.91	8.1	...	...	
*	Chelsea	...	8	...	...	...	...	...	...	...	...	No reply.
*	Newcastle-on-Tyne	...	4	...	...	...	...	...	...	...	...	No reply.
	Average ...	...	...	...	...	...	33	...	3.74	...	...	
	Sanatorium for Consumptives, Bourne-mouth	1870-5	46	46.5	230.2	4.95	73.73	6.02	1.21	...	...	



## Summary of all the Returns obtained from 1870—75.

N.B.—The divisors for these columns are not constant.

	Full No. of Beds.	Average Beds Occupied.	Average No. of In-patients.	Average No. of Patients to each Bed.	Mean Residence.	Mortality, per cent. of		District Mortality per 1000.	Ratio of Hosp. to District Mortality.
						Beds.	Pa-tients.		
Hospitals having from 2 to 20 beds.....	{ Total Average	{ 272'91 4'01	{ 3860'16 48'25	{ ... 15'2	{ ... 24	{ ... 60'41	{ ... 5'17	{ ... 20'2	{ ... 2'56
Hospitals having from 21 to 99 beds .....	{ Total Average	{ 1132'49 24'6	{ 15710'46 270'87	{ ... 10'76	{ ... 33'92	{ ... 69'77	{ ... 6'60	{ ... 21'72	{ ... 3'041
Hospitals having from 100 to 199 beds .....	{ Total Average	{ 3894'8 97'37	{ 47091'06 961'04	{ ... 11'00	{ ... 33'16	{ ... 81'22	{ ... 7'00	{ ... 23'52	{ ... 2'976
Hospitals having 200 beds and over .....	{ Total Average	{ 5552'16 231'34	{ 64352'84 2681'36	{ ... 12'04	{ ... 30'31	{ ... 94'53	{ ... 7'98	{ ... 28	{ ... 2'85
All: .....	{ Total Average	{ 10852'36 52'46	{ 131014'52 632'92	{ ... 12'52	{ ... 29'15	{ ... 70'97	{ ... 6'24	{ ... 22'10	{ ... 2'816
20 English County, Nos. 17, 21, 31, 33, 46, 48, 49, 52, 55, 56, 59, 60, 64, 65, 66, 70, 72, 74, 76 .....	{ Total Average	{ 1717'64 95'42	{ 17311'86 865'59	{ ... 9'07	{ ... 40'24	{ ... 53'47	{ ... 5'21	{ ... 22'3	{ ... 2'239
6 Irish "Large Town," Nos. 15, 18, 26, 35, 54, 67	{ Total Average	{ 664'52 132'9	{ 10589'4 1764'9	{ ... 13'28	{ ... 27'48	{ ... 90'55	{ ... 6'40	{ ... ..	{ ... ..
14 English "Large Town," Nos. 8, 11, 13, 14, 19, 22, 23, 36, 37, 40, 42, 43, 44, 45 .....	{ Total Average	{ 1793'55 149'38	{ 23656'2 1819'7	{ ... 12'37	{ ... 29'5	{ ... 96'94	{ ... 7'85	{ ... 29'93	{ ... 2'624
7 Scotch Infirmarys, Nos. 4, 6, 10, 12, 24, 30, 47 ...	{ Total Average	{ 1445 206'4	{ 16973'2 2424'7	{ ... 11'74	{ ... 31'09	{ ... 115'60	{ ... 9'53	{ ... ..	{ ... ..
8 Accident, Nos. 105, 117, 137, 158, 162, 173, 220, 234 .....	{ Total Average	{ 437'3 6'29	{ 630'25 78'78	{ ... ..	{ ... ..	{ ... ..	{ ... ..	{ ... ..	{ ... ..
14 London, Nos. 1, 2, 3, 5, 7, 9, 25, 32, 34, 38, 41, 68, 71, 132 .....	{ Total Average	{ 3018'44 232'18	{ 36065'18 2576'08	{ ... 11'88	{ ... 33'13	{ ... 138'64	{ ... 9'68	{ ... 22'4	{ ... 4'718
	{ Total Average	{ 323 ..	{ 2576'08 ..	{ 11'09 ..	{ 32'91 ..	{ 118'47 ..	{ 9'88 ..	{ 23'93 ..	{ 4'212 ..



*Summary of those Hospitals (179) from which complete information was obtained, arranged in groups according to the number of Beds in average occupation.*

No.		Average Beds Occupied.	Average No. of Patients to each Bed.	Mean Residence.	Mortality, per cent. of		District Mortality per 1000.	Remarks.
					Beds.	Patients.		
I.	54 Hosps. under 5 beds	282	12	34.5	62.92	5.03	20.14	{ In this "3rd" group there are 6 Hosps. with an average mortality of 11.57; and if these were eliminated the average mortality of the 20 others would be 5.636, and the bed rate 61.26.
II.	12 " from 5 to 9 beds	662	11.14	32.03	58.97	5.02	21.25	
III.	26 " " 10 " 19 "	1344	11.3	32.23	79.77	7.00	21	
IV.	8 " " 20 " 29 "	25	9.4	39.65	46.16	5.63	21	
V.	6 " " 30 " 39 "	3396	9.88	35.12	58.09	5.94	22.3	
VI.	8 " " 40 " 49 "	4377	9.6	40.17	57.06	5.97	22.3	
VII.	11 " " 50 " 74 "	6182	10.35	36.33	61.69	5.77	21.8	
VIII.	15 " " 75 " 99 "	8405	11.08	34.26	77.54	6.66	24.13	
IX.	10 " " 100 " 124 "	11335	11.85	32.48	79.18	6.7	24	
X.	17 " " 125 " 199 "	14374	11.95	31.46	93.34	7.92	24.92	
XI.	5 " " 200 " 299 "	21191	12.39	30.18	111.85	9.15	30.6	
XII.	7 " " over 300 beds	4173	10.74	33.38	101.53	9.6	25	
								{ If the mortality were the same in XII. as it is in XI. (that is, 443 less), 140 lives a year would be saved.



If it be true, as all statisticians hold it to be, that the employment of large masses of figures enables us to get rid of minor sources of error, I think I may fairly say that the returns now before us afford as reasonable a basis for estimating what really is the mortality of our general hospitals as can be obtained. Approximately more exact results would have been yielded if all the hospitals could have been included; and I can but at the least hope that the publication of my tables will induce hospitals generally to keep their records more exactly, and to publish in their reports such details as will enable their comparative and absolute utility to be rightly estimated.

From the general summary of my results, it appears that the average of the full number of beds returned by all the hospitals is 73.12; and that the average of the number of beds occupied is 52.46. There is, therefore, a constant margin of about 50 per cent. of beds over and above those constantly occupied, or at least room for such a number of beds.

This is probably largely in excess of what is actually the fact; but it is perfectly evident from the weekly fluctuations of our hospital population, that a considerable margin of beds must be kept in readiness for emergencies over and above what corresponds to the average population.

There rises here a very important question as to whether the extent of this margin may not very materially affect the death rate of the hospitals; for in hospitals where the margin is very narrow, as University College and the Sheffield Infirmary, the mortality is very high; whilst in others, where the margin is large, as St. Bartholomew's and the Leeds Infirmary, the mortality is very much lower.



Yet the two pairs of hospitals quoted are in other respects quite fit for comparison. We have only to look at the reports and see that the work at St. Bartholomew's is quite as active as that at University College; and there is no explanation to be found in the comparative death rates of Leeds and Sheffield to tell us why the hospital mortality of the one should be nearly double that of the other. Of course, in any hospital where there is a large margin of unoccupied beds, it follows that probably a larger amount of floor and cubic space is allowed for each of the average inhabitants. But other disturbing elements come in; for at St. Thomas's Hospital, where there is a very large margin of unoccupied beds, in a new hospital, the mortality is higher than either at Sheffield or University College. It surely rests with the authorities at St. Thomas's to show that this is not due to the closing of some wards and the overcrowding of others, or to any other cause which is removable.

The district mortality of St. Bartholomew's is higher than that of St. Thomas's, so that *à priori* there seems no reason why there should be such a great difference in the death rates of the two hospitals. If the death rate of St. Thomas's was as low as that of St. Bartholomew's, 220 valuable lives would be saved every year.

The benefits of a large margin of hospital space obtained by reducing the constant population is seen by contrasting the results of St. Bartholomew's Hospital for the years from 1861 to 1864, published by the committee of the Statistical Society, with those in my own tables. During the first period, the hospital had an average population of 547 patients, with a mean residence of 37 days, there being only 9.86 inhabitants for each bed per annum. The bed



rate was 108·592, and the patient rate 10·822 per cent., the marginal bed accommodation being only 19 per cent. of the whole. From 1870 to 1875 the average population was brought down to 301·49, having a marginal accommodation of 57·5 per cent. The patient rate has fallen to 5·128, and the bed rate to 56·91; that is, that while the latter used to be in the ratio to the former of almost exactly 10 to 1, it is now more than 11 to 1, showing that the beds are more useful by 10 per cent. than they formerly were—a conclusion which is borne out by the fact that the mean residence has fallen 4·15 days, and 11·11 patients are now treated in every bed per annum.

The real improvement in the work of the hospital must be much greater than these figures can show; for as the total number of in-patients has been reduced nearly 40 per cent., it is certain that the most important cases will be selected for admission. This is an example worthy of imitation, and surely these facts alone are enough to cause the whole question of hospital mortality to be subjected to the scrutiny of a scientific commission.

The next conclusion which is pointed to by my returns is that for every bed constantly occupied there are 12·52 patients during the year, which gives a mean general residence of 29·15 days for every patient. From this I think it may be very fairly concluded that these two figures are hospital constants of great value, from which may be approximately determined the relative activity of the work done in hospitals. There can be no doubt that prolonged residence in a constantly-occupied building must have evil results. This is so constantly seen amongst human beings in health, that it requires no argument to support it as a proposition concerning disease. But it will afterwards be



seen that the figures from certain classes of hospitals point out this incontestably.

In her answers to questions asked by the Royal Commission, given in her "Notes on Hospitals," Miss Nightingale states that in the Scutari Hospital the average residence was 39 days when the mortality was 31·5 per cent., and only 24 days when the mortality fell to 2·2 per cent. This is very strong evidence, and even allowing a margin for possible error, it is almost conclusive that conditions which lead to a high death rate almost certainly diminish the residence, even when the chief causes of mortality are such diseases as run short courses.

Thus zymotic hospitals have the highest death rate and the shortest mean residence. Such figures as those given by Miss Nightingale were for cases amongst which wounds of course greatly predominated, and in these cases the unsanitary conditions would of course at once raise the death rate and prolong the residence of the survivors.

The three columns of "Average patients to each bed," "Mean residence," and "Mortality per cent. of beds," taken together, will be found to determine very fairly the amount of usefulness of any hospital; and if taken along with the last three columns, a very distinct indication is given of undue mortality. The column of bed mortality shows that the average number of deaths per hundred beds is 70·974; or that every bed in average occupation in every general hospital will have ·709 of a death occur in it during a year.

When the bed rate falls greatly below this there is reason to suspect a deficiency in the usefulness of the hospital; and when it is greatly in excess of it, as at the Manchester Infirmary and University College Hospital, where it is more than double, there is more than reason to suspect that the



hospital has some intrinsic cause of unhealthiness. I think this must be held to be especially the case where, as at University College, the mean residence is not much below the average. Contrasting the facts of this hospital with an exceptionally bad zymotic hospital, such as the Smallpox Hospital in Greenock and a Children's Hospital as that of Birmingham, this conclusion is made almost certain.

At Greenock the residence falls to 18 days, and the bed rate rises to about 455·5; at the Birmingham Children's Hospital the residence is 21·88 days, and the bed rate only 102.

The exact and immediate causes of this excessive bed rate at University College, coincident with an almost average residence, cannot, of course, be determined by a mere inspection of figures, still less could any suggestion for remedies be obtained from them. But they point out a state of matters meriting a most searching investigation.

My last two columns were drawn up in the hope that they would point to some much more definite conclusions than they seem to do. Still it may yet not be without importance to know that the average death rate of general hospitals is 2·816 times the death rate of the districts in which they are situated.

I have further summarised my returns in two tables, in the first of which I have placed the hospitals in four groups, separated by very artificial and not very satisfactory lines of demarcation, but adopted because Simpson has taken a somewhat similar method of comparing hospitals by their amputation returns. I may here express my conviction that Simpson's conclusions are far from being as yet substantiated, but they are so probable that they may be at least provisionally accepted as indicating



a large measure of truth. His method was inexact and open to important objections, but it will be seen that my figures lend his conclusions very strong support.

I have in this table taken out the returns of all the hospitals having twenty beds, and under. I find the average full number of beds is 9·49, and that the number constantly occupied is less than half. This is to be expected in small hospitals, as they are much more liable to have their accommodation tried by emergencies than are large hospitals. Thus no accident or barometric variation is likely to involve such a number of victims as greatly to try the marginal accommodation of a hospital of more than 200 beds. But an accident affecting five people would greatly strain the powers of an average hospital under 21 beds. In this class of hospital the number of patients per bed is increased 2·7 over the general average, and the mean residence falls 5·15 days. We have no clear evidence of the cause of this. Those who advocate small hospitals will say that the patients recover better and leave sooner. Those who apologise for large hospitals will say that the cases admitted are more trifling than those admitted to town hospitals. Mere expressions of opinion are of but little use in an inquiry like this, but I cannot help saying that the reports of very many of these small hospitals give full details of every case treated, and I have failed to be convinced, after carefully reading a large number, that the cases are less severe than those admitted into town hospitals. That severe cases recover better there than in the town hospital is a matter quite beyond dispute, but the causes of the better results are beyond the reach of figures.

The bed and patient death rates in these hospitals are both below the average; and the ratio of the district to the



hospital mortality is only as 1 is to 2·56. I think that this tends to show that the gain in salubrity is due to intrinsic causes.

In hospitals having from 21 to 99 beds the average full number is 48·14, and the constant population fills just one half of them. The number of patients to each bed falls 1·76 below the general average, and the residence rises 4·77 days. At the same time the bed rate is slightly under the general average, and the patient death rate slightly over—results which are unquestionably due to defective management in this class of hospitals, which includes a large number of county and small country town hospitals. A glance only has to be given to the returns from the Essex and Colchester, the Taunton and the Dorchester hospitals, for evidence of this. The abuse of these hospitals is unquestionably due to the almost uniform prevalence amongst them of the ticket system, a system which is as demoralising to those supposed to receive benefit as it is discreditable to those who are supposed to be dispensing charity. In these hospitals, though the bed rate is lower and the patient rate only slightly higher than the general average, the fact that the district mortality, 1·62 less than the average, stands to the hospital mortality as 1 is to 3·041, seems to indicate that the patient mortality is to be really considered excessive. Here is another point which demands a rigid scrutiny; for it must also be suspected that in many of these hospitals the public money must be wasted to a very unnecessary extent. It is worthy of notice that at the Bridgewater Infirmary all in-patients are made to pay a small weekly sum towards their maintenance, and to this the authorities of the hospital attribute the greatly diminished period of residence, 19 days. The same plan is in

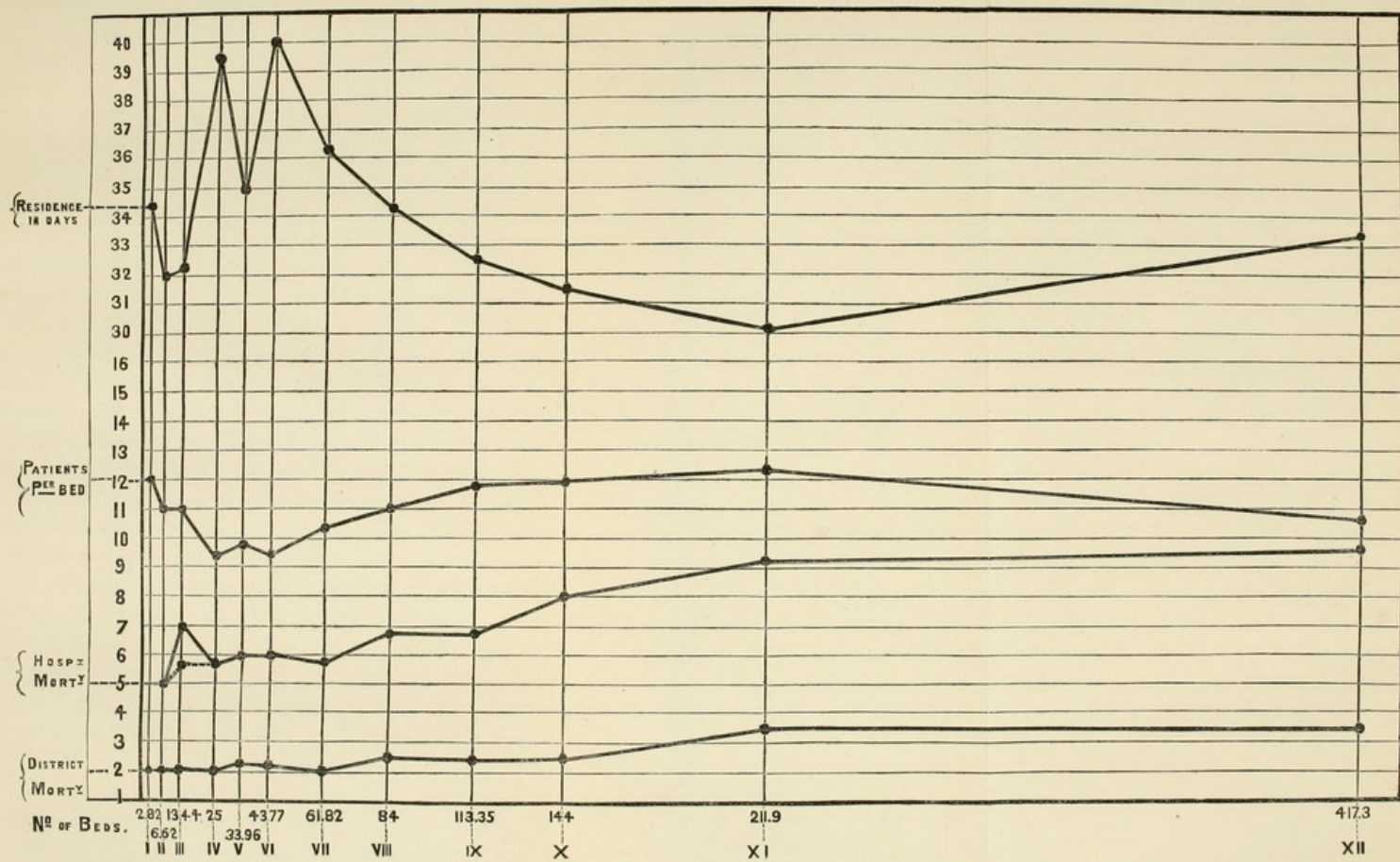


use at the Erith Cottage Hospital—an institution which, it seems to me, may serve as a pattern for most institutions of the kind.

The next class of hospitals, those having from 100 to 199 beds, includes some of the most important in the country, and it must indeed be said for them that they are far from being clear of the defects of the class immediately preceding them. The mean residence is high, and it is only when those having over 200 beds are counted with them that they seem to present comparative activity. The diminished mean residence is then, however, only the result of increased mortality, for while it sinks to only 1·165 days above the general average, there is an excess of 23·558 in the bed rate, and 1·732 in the patient death rate. The district mortality rate in this class rises to 1·7 in 1000 above the general average, and the ratio between it and the hospital rate remaining very much the same, it would seem as if the general mortality exercises a constant influence on the hospital rates, as might be expected, and as was formerly suggested by Dr. Guy.

In the second table of summary I have arranged those hospitals, 179 in number, from which I have obtained complete information, into twelve groups; and by using the average number of beds of each group as the abscissa, and various factors as ordinates, I have constructed a series of curves which are very interesting, and which show at a glance a number of facts referred to in the letterpress. It is especially evident that the hospitals in the 4th, 5th, 6th, and 7th groups are not managed with sufficient stringency in the matter of residence; that at the 10th group the increasing mortality brings down the average residence; and further, that from this point the still increasing mortality is











combined with a prolonged residence and diminished number of patients per bed,—these three curves proving an increase in the unsanitary condition of hospitals as they increase in size.

When we come to consider the London hospitals as a class by themselves, we find some figures which are certainly surprising, and may form a fruitful subject for speculation. First of all we find that 71.8 per cent. of the full number of beds are in constant occupation, leaving a margin of accommodation of only 28.2, a probable source of general unhealthiness. The number of patients to each bed is only 11.09, a sad falling off in usefulness when compared with any of the figures except those of the third class; and even then there is only .085 of a patient in favour of the London hospitals. The residence is very high—nearly 33 days, or 3.76 above the average. The bed rate is terribly high, and the patient death rate is 3.63 above the total average. Further, the ratio between the district mortality and the hospital rate is as 1 is to 4.212. Into the causes of these facts I cannot, as I have said already, enter here. But I must say it will require a very weighty amount of evidence to convince me that they are inevitable and irremovable.

We have been told in a Parliamentary report on the subject of hospitals, that the method of admission is an important factor in hospital mortality, and that the ticket system keeps down the death rate. The Royal Free Hospital is absolutely devoid of the ticket system, and the cases are admitted to its wards by reason of their urgency, yet the patient death rate is only 6.968 or 2.913 below the average of the London hospitals. At the University College Hospital the ticket system, according to the reports, is



still in existence, yet the death rate is 11·91. We have further been told that the reputation of the staffs of particular hospitals, by bringing desperate cases, raises the death rate; and that on this account, as well as for other reasons, a high death rate is the only test of a hospital's usefulness. This is nonsense, for no hospital staff in London or elsewhere has, for the last thirty years, had such a reputation as that of St. Bartholomew's, and the reports issued by that staff show work done which challenges comparison with that of any hospital in the world, and yet the death rate of beds and patients at this hospital is the lowest in London. Besides, it cannot be said that the reputation of the staff diminished so much in ten years, from 1864 to 1874, as to lower the mortality at St. Bartholomew's 50 per cent. The statement, also, that the connexion of a medical school with a hospital must necessarily increase its death rate is also met by the returns of St. Bartholomew's, St. George's, and Guy's.

The largest mean residence in the London hospitals is found at Middlesex, a fact probably due to the three cancer wards which, I presume, are pretty constantly occupied by patients who have a very prolonged average residence. The system, however, of having such cases in a general hospital is one of very doubtful propriety, and no details are given in the reports of this hospital from which conclusions can be drawn.

The figures in my tables do not show that the mortalities of the London districts exercise a constant influence on the hospital mortality, as has been asserted, unless perhaps we conclude that the same circumstances which conduce to the low mortality of the districts in which St. George's



Hospital stands, also mitigate the death rate within its walls.

Mere size does not seem to have a constant influence in raising the death rate of a hospital, otherwise Guy's would have a greater mortality than University College, whilst really it is 2·41 per cent. less. It is of course more likely that a large hospital will prove more unhealthy than a small one, because the chances of having known causes of high death rate in existence are greater when a large number of people are gathered together in a large building, than where a small number are collected in a small building. But it would be quite as easy to smother people in the cabin of a canal boat, as it was in the black hole of Calcutta. The numbers killed would not be so large, but the death rate might be made far higher. That a small hospital can be made quite as unhealthy as one of the largest size has been often and abundantly proved.\* It has been also shown in the cases of all kinds of human habitations, hospitals as well as others, that causes of unusually high death rates are almost always recognisable and removable. I am of opinion, therefore, that in the case of every hospital when the mortality is found to be unusually high, that it is incumbent on the managing body to show what the causes are which are not removable, and to remove at once those which are. Further, I think that the medical officer of health for

---

\* This is well shown in the graphic sheet. In the third group there are 26 hospitals, 20 of which have an average mortality of 5·636, or just what the mortality of the whole ought to be. That, however, is raised to 7 per cent. by the other six hospitals—Lancaster, Whitehaven, Chesterfield, Burton-on-Trent, Oldham, and Doncaster. It is quite impossible to believe that these six hospitals must necessarily have an average mortality of 11·57 per cent. The Whitehaven Infirmary admits fever, and has a mortality of 14·36 per cent., a state of matters demanding instant remedy. The Oldham Infirmary also requires attention, for its mortality is quite as high.



every district should be made to act as a statistical auditor for the hospitals in his district. It will be borne in mind that, a few years ago, the lying-in department of King's College Hospital had to be closed on account of the terrible mortality among the parturient women, due to causes intrinsic to the hospital. Are its managers in a position to show that its high mortality—12·05 per cent., the highest in London except St. Thomas's, and quite as high as many fever hospitals—is not in any way due to the same causes as those which lead to the outbreaks of puerperal fever?

It has been repeatedly stated, merely of course as a matter of opinion, for no figures have been published to show the facts, that the excessive hospital mortality in London is due to street accidents and patients coming from the country. But if the reports of London hospitals be compared with such a hospital as the Leeds Infirmary, it will be seen that accidents in London are mere trifles compared to the accidents in a purely manufacturing town, and that Leeds is comparatively quite as important a centre to which patients gravitate from the surrounding districts as is any London hospital. In fact, as far as the facts can be determined, the cases from a distance which seek relief in London are chronic cases which generally have filtered out of local hospitals without receiving much, or at least permanent, benefit. These are not cases in which the mortality can be very high, though I cannot state it in figures. Acute cases cannot go to London, and it is these which run up the death rate. We find then that the entire mortality of the Leeds Infirmary is 3·101 less than the average of all the London hospitals, and not much more than half those of St. Thomas's,



Middlesex, or King's College. In the Leeds Infirmary we find that there is a margin of 30 per cent. of unused beds. By the courtesy of the secretary of this admirable institution I have been put in possession of the measurements of its wards, and I find that to each constant patient a square area of 106 feet, and a cubic space of nearly 3000, is allowed. This is a new hospital, and as I fortunately am in possession of the returns for the last ten years of the old Leeds Infirmary, an interesting comparison may be made. I have not any measurements of the old hospital, but I knew it well, and remember very vividly the low roofs, the proximity of the beds, the defective ventilation, and the close smell of the wards. Ventilators had been provided, but they were found to be used chiefly by birds for building purposes. There was a nominal margin of 25 per cent. of accommodation not constantly used; but if the whole number of beds had ever been in use, some of them must have been as hammocks slung from the roofs. The mean residence was 32·56 days, whilst in the new infirmary it is 25·625. In the old building the bed rate was 91·733, in the new it is 100, whilst the patient death rate has fallen in the new hospital 1·499 per cent. From this we may conclude that nearly 60 valuable lives are saved every year by the new Leeds Infirmary; and I have reason to know that the authorities of the hospital are persuaded that the present death rate may be still further reduced.

Now, as the constituency of the Leeds Infirmary has been, during the last six years, drawn from the same population as it was for the ten years preceding, the kind of work done could have been in no way different. The staff has not been materially altered, the same amount of skill, and the



same appliances have been employed, so that the conclusion is irresistible that the diminished mortality is due to the improved sanitary conditions under which the patients are treated, and chiefly to a greater allowance of bed and breathing space. It is clear, then, that it is the duty of every hospital having an excessive death rate to see whether that cannot be diminished by lessening the constant population, thereby increasing the space allowed to each of its inhabitants. Howard spoke of the Leeds Infirmary as one of the best hospitals in the kingdom at that time. "Wards 15 feet 6 inches high, great attention to cleanliness, no fixed testers, no bugs. Many are here cured of compound fractures, who would lose their limbs in the unventilated and offensive wards of some other hospitals." If he had lived in our own day he would have spoken of the new hospital quite as highly in comparison with some others now in use.

In another group I have placed together fifteen of the hospitals of the large towns of England. The aggregate district mortality of these towns is 6 in the 1000 higher than the mortality of London, and yet the average mortality in their hospitals is 2·05 per cent. less than the average London hospital mortality; and the mean residence is 3·41 days less in the provinces than it is in London. Of the whole 15 there are only two, the Manchester Royal and the Sheffield General Infirmaries, where the London hospital mortality is approached. Fever cases are admitted at Manchester, a practice which, for a town of that size, is wholly unnecessary, quite indefensible, and one which ought at once to be discontinued. But besides this, there must be at the Manchester Infirmary some serious intrinsic causes of the high death



rate. The mean residence is 25·8 days, the bed rate is 152·46, and the ratio of the district mortality to that of the hospital is as 1 is to 3·37. These facts are quite enough to justify the course the governors have taken in asking for the inspection of the hospital by an expert. I think there can be little doubt that it would be better in every way to remove the greater part of the hospital practice to the outskirts of the town, in six hospitals of 100 beds each, retaining in the centre only such accommodation as is required for cases of emergency.\*

I have not been able to obtain any information as to the causes of the very high mortality at the Sheffield General Infirmary. The very narrow margin of accommodation is highly suggestive that the hospital is greatly overcrowded. Its mean residence is much above the average, and its bed rate is therefore comparatively low. There is another institution in Sheffield, called the "Public Hospital," but its reports are so defective as to be quite discreditable to a public institution, and its returns are so open to suspicion, that the results given—8·14 per cent. of patients for two years—cannot be taken as a basis of comparison with the 11 per cent. mortality of the General Infirmary.

But when two or more hospitals, existing in the same town, give accurate returns, they may be fairly contrasted. In Liverpool there are three large hospitals—the Infirmary, and the Northern and Southern Hospitals.

The Infirmary is the largest of the three, and it has the highest death rate and by far the longest mean residence, yet both the Northern and Southern Hospitals seem to have a much larger proportion of surgical cases, especially of

---

\* Since this was written, Mr. Netten Radcliffe's report has abundantly proved the correctness of my suppositions regarding the Manchester Infirmary.



accidents, than the Infirmary; so that we should expect them to have a longer mean residence. In the Liverpool Infirmary a number of insane patients are treated—a practice which seems to me open to very great objections, but these cases are not included in my returns. The mean death rate of these three hospitals is 6·486, and the general death rate of the town is 39 in 1000, giving a ratio of the latter to the former as 1 is to 1·66. The average death rate of London is 23·93, and the hospital rate is 9·88, giving a ratio of 1 to 4·212. This remarkable difference between the conditions of the two towns is of course in great part due to the high general death rate of Liverpool, but the great difference between the hospital death rates in favour of the latter town is an equally important factor, and is strongly suggestive of the necessity for a very searching inquiry into its causes.

A very striking improvement in the returns of the Southern Hospital, due apparently to a change of the building, is quite comparable with what I have shown as taking place in Leeds. In 1870 the full number of beds was returned as 120, the average number occupied being 89·3, the margin of accommodation being therefore 25 per cent. of the whole. In 1873 a new hospital was opened, the full number of beds of which is 200. Of these 124·3 are occupied on the average, leaving a margin of nearly 38 per cent. The number of cases treated has greatly increased, the mean residence has fallen nearly a day, and the patient death rate has diminished 1·76 per cent. There has been, as in the case of the Leeds Infirmary, no change in the constituency; and it must be shown, not merely stated, that the character of the cases has become more trivial. I presume the new hospital was built because the old one was found hurtful to the patients, and



it is a cause of congratulation to the managers to find that their efforts have succeeded apparently in saving 35 more lives every year.

In Birmingham there are two large hospitals, the Queen's and the General Hospital. The mortality of the former is  $\cdot 4$  less than that of the latter, the mean death rate of the two being 7.872. The general death rate of Birmingham is 12 in 1000 less than that of Liverpool, yet the hospital rate in the latter town is 1.386 per cent. less than that of Birmingham—a fact which I think should induce the managers of its two hospitals to consider very carefully whether they may not be able to reduce their mortality bills very materially. This could probably be done by a reduction of the constant population of the hospitals; for at the Queen's Hospital the marginal accommodation is only 14 per cent., and the mean residence is 29.5 days; whilst at the General Hospital the margin is 19 per cent., and the mean residence only 27.8 days. This considerable difference in the residence is not explained by the slightly higher mortality at the General Hospital; and as the admissions are chiefly privileged, the shorter residence is highly creditable to the management of that institution.

In Bristol the mean residence at the General Hospital is 1.25 days below the average; the patient death rate is 6.6, and the marginal accommodation is 28 per cent. of the whole. The condition of this hospital seems to be generally satisfactory, and it is a matter of regret that I am unable to contrast it with the Royal Infirmary in the same city.

At Newcastle Infirmary there is 32 per cent. of marginal accommodation, yet the residence is 4.93 days above the average, and the death rate is 8.17—a state of matters which is eminently unsatisfactory. The same may be said



of Hull, a town with the comparatively low general death rate of 26 in 1000. The mean residence in the infirmary is 2·1 days above the average, and the patient death rate is 8·93.

In Bradford the residence is higher than in any other large town, being 39·5, or ten days above the average; and with quite an average death rate, a large margin of beds, and the very low bed rate of 72·61, it is evident that there is a want of vigilance in the executive of this hospital in seeing that patients are not kept in too long.

I have grouped together seven infirmaries in the large towns of Scotland; and as the reports of these institutions are generally very full, some being so complete that they may serve as models, they are easily compared.

They are nearly all absolutely free institutions—that is to say, subscribers do not have, or do not exercise, any privileges of presentation. Of these the highest mortality is found to exist in the Greenock Infirmary—an institution and a town both of which really ought to be the subject of a special inquiry. More than half the cases treated in this hospital are zymotics, and the mortality of all the cases is 12·24, whilst it actually rises to 12·56 if the fever cases are excluded. This terrible result may be due solely to the treatment of such a mass of zymotic disease in association with cases of other diseases, but there is strong ground for suspicion that the hospital is otherwise unhealthy. It cannot be doubted, I think, for a moment, that the fever hospital ought to be removed at once to the outside of the town, and the whole place which produces such a mass of zymotic diseases should be declared insanitary under the recent Act for the purpose of dealing with such areas.

If the statement of the Greenock zymotic cases, given



amongst the fever hospitals, be examined, it appears that there is in that town a hospital mortality which approaches more nearly to the dreadful experiences at Scutari than anything else that I have been able to collect. The explanation of this state of matters must be within reach, and the interests of humanity demand that it should be discovered and such steps be taken as will lead to a radical alteration of the hospital death rate. It is not easy to understand why, in a country like Scotland, where vaccination has been compulsory for very many years, it should be necessary for one case of small-pox in every four to die; whilst in a town like Birmingham, where, until very lately, vaccination has been but carelessly attended to, only one case in six and a half should prove fatal. The difficulty is quite as great in reconciling the enormous hospital zymotic death rate at Greenock of 16·7 per cent. with that seen in the neighbouring town of Paisley of 7·3. It is perfectly true that some of the excess may be due to importation amongst the floating population of Greenock, but similarly high mortalities are not found to occur in other seaports. If the results at Greenock be compared with those of Paisley, it will be seen that the death rate is not greatly modified, whether we include or exclude the zymotic cases—a fact which is to me very unexpected. The total death rate in the Paisley Infirmary is 4·26 less than at Greenock, and the zymotic cases at the latter hospital are 36 per cent. in excess of those at Paisley. The conclusion is inevitable that the admission of these cases has a great deal to do with the increase of the death rate of the non-zymotic patients; for there is found to be, in both infirmaries, almost no difference in the death rate, whether the zymotic cases be included or not. In the Dundee Infirmary a



large number of zymotic cases are treated, and their death rate is 2·8 per cent. higher than that of the non-zymotic cases. The zymotic death rate is not quite so high as that of Greenock, but it is much higher than that of Paisley. All three towns require treatment as insanitary areas, and the death rates of the hospitals of Greenock and Dundee are specially worthy of the attention of their managers.

Of course in these three hospitals the same proportions of the various zymotic diseases do not exist, and to compare the results of individual diseases in these institutions would be impossible in the scope of this work. But I have taken out the typhus deaths, and I find that the mortality rate of that one disease is higher at Greenock than at Dundee. Bearing in mind that this is a disease which may be entirely prevented, the mortality displayed is terrible.

The Scotch infirmary which has the most creditable results is that at Aberdeen. It may be said that this hospital is hardly comparable with the infirmaries of Edinburgh and Glasgow, but I cannot discover any reason in the conditions of the population of Edinburgh, still less of the wider constituency from which the patients are in great part drawn, which would account for a difference of 4·58 per cent. between the hospital mortalities of Edinburgh and Aberdeen. The former city has a great advantage in not being a manufacturing centre, and it has an unrivalled situation. The infirmary is well placed for ventilation, but it has always borne an unenviable character for hospital diseases. A special system for the treatment of surgical cases involving operations has been introduced here during the last six years, and it has been greatly praised by its advocates. The hospital reports show that it has added many hundreds



of pounds a year to the drug bills. It does not seem to have had any appreciable influence on the statistics. If its success had been as great as it has been stated, it would have materially prolonged the mean residence in the hospital, because it is applied solely to the surgical cases, and it would also have materially decreased the mortality. Neither of these effects, however, is apparent. The mean residence in the Edinburgh Infirmary is 3·64 days longer than at Aberdeen, and 2·4 days in excess of that at Glasgow—conditions which are suggestive that patients recover more rapidly at Aberdeen, and that they are more likely to die at Glasgow. At the latter hospital the high mortality, 11·1 per cent., along with the mean residence of 30·6 days, should excite very especial attention. The reports of the Glasgow Infirmary are admirably full, whilst those of Edinburgh are so meagre that it is impossible to make any detailed comparison between the two institutions. It is, however, remarkable that at Edinburgh there is a margin of accommodation equal to 27·2 per cent., whilst in Glasgow the margin is only 18·6 per cent. The difference between the mortalities of the two is ·92 per cent., in favour of Edinburgh. It is possible that the difference in the marginal accommodation may help to account for this; and I am quite sure that it is not to be explained by the mere statement that in the case of Glasgow we have to deal with a large manufacturing centre; for if this were the important factor, it should not have a higher hospital mortality than Liverpool, Birmingham, or Bristol.

On the whole, the Scotch infirmaries contrast favourably with the London hospitals, and they do this in spite of the fact that they all receive a large, in some instances a very



large, percentage of zymotic diseases. Typhus is admitted abundantly, whilst in the London hospitals it is at least very rare, if not altogether unknown in most of them. The mean residence in the Scotch infirmaries is nearly two days less than that in the London hospitals, and the patient death rate in the former is  $\cdot 351$  less than in the latter; so that we may conclude that in Scotland the infirmaries are both healthier and better managed than the hospitals in London. I think the former institutions would greatly improve their death rate if they would treat their zymotic cases at a distance from the general hospitals.

My next group includes six large general hospitals in Ireland—five in Dublin and one in Belfast. I must here say that in dealing with the hospitals in Ireland, great caution must be exercised in the cases of all institutions which are not under the Board of Superintendence. But in the case of the hospitals whose statistics are returned to Parliament by that Board, every confidence may be had as to their perfect accuracy. I fail to see why similar reports should not be issued concerning the county infirmaries of Ireland—institutions which are heavily subsidised, and about which very little trustworthy information can be obtained. But in the case of the six hospitals now under consideration, no question of the accuracy of their statistics can be entertained for a moment, and it is quite evident from these that one of three conclusions must be arrived at: either the Irish poor suffer from far less severe diseases in mid-life than is the case either in Scotland or England; or that the Irish hospitals admit much more trifling cases than do those of the sister isle; or that their hygienic conditions and the results of their practice are much better. To establish the first conclusion



it would be necessary to have a mean age of the patients of every hospital, and the mean age at death of the three countries. The latter facts are at hand, but do not yield any evidence in favour of this first conclusion. The mean death age seems, as far as I can make out, to be rather lower in Dublin and Belfast than it is in English large towns, probably on account of very high infantile death rate. The second of my suppositions is one on which no statistics can be got to throw light, but having some experience of four out of six of these hospitals, I am not in a position to admit that their cases are less serious than our own. In favour of the third view, there stand the figures that the mean residence in these hospitals is 1·67 days below the average of all the hospitals returned; 4·43 below that of the London hospitals, 2·02 below that in the English "large town" hospitals, and higher than the residence in the cottage hospitals only. Then the general patient death rate is only 6·408, or very little more than the average, and better than that of any class of hospitals except those having less than 20 beds.

These facts are very striking, and are such as will not admit of any speculative explanation. It rests with the managers of the English hospitals and Scotch infirmaries to show something in the nature or conditions of their population such as will prevent all sanitary improvements reducing their death rate to something near the level of the cottage hospitals of England and the large hospitals of Ireland. In the case of the latter it must be borne in mind that they nearly all admit zymotic diseases; and in the case of one of them, the "House of Industry" hospitals, these cases amount to 26·7 of the total admissions.

Dr. Steevens's Hospital, with a mortality of only 2·8 per



cent., is practically the hospital of *dernier ressort* for the whole of the Irish constabulary, and therefore it admits a large number of serious cases. It has a marginal accommodation of nearly 43 per cent.

The Mater Misericordiæ has been at times populated by the victims of serious epidemics, and yet its mortality is only 7·7 per cent. The Meath Hospital has had, and still has, a staff whose reputation is as brilliant as that of any similar institution in Europe, and it also admits a considerable proportion of fever cases, yet its death rate is only 6·5.

There can be no question that the low mortality, and especially the diminished residence in the Dublin hospitals, must be to a considerable extent due to the repeated inspections and complete annual reports of the Board of Superintendence, and I think the time has arrived when every medical charity should be placed under similar supervision. To quote the words of Dr. Farr in the "Supplement to the Thirty-fifth Annual Report of the Registrar-General:" "What is wanted is a staff officer in every county, or great city, with clerks to enable him to analyse and publish the results of weekly returns of sickness to be procured from every district; distinguishing, as the army surgeons do, the new cases, the recoveries, the deaths, reported weekly, and the remaining in the several hospitals, dispensaries, and workhouses; these compiled on a uniform plan, when consolidated in the Metropolis, would be of national concern. It would be an invaluable contribution to therapeutics as well as to hygiene; for it would enable the therapist to determine the *duration* and the *fatality* of all forms of disease under the several existing systems of treatment in the various sanitary and social conditions of the people. Illusions would be dispelled; quackery, as completely as



astrology, suppressed; a science of therapeutics created; suffering diminished; life shielded from many dangers."

I have placed together in another group twenty English county infirmaries, selecting those which had as little as possible the disturbing influence of a manufacturing population. They have an average marginal accommodation of 27 per cent., the mean residence in them is 40·24 days, and their average mortality is 5·217. In these figures there is ground for the suspicion that there is a want of vigilance in the management of these infirmaries. They are almost uniformly conducted on the system of admission by subscribers' tickets, and partake therefore more or less of the character of amateur workhouses. It is probable that their mortality might be reduced even below what it is by more careful management; for though it is constantly said of them that they seldom admit other than chronic cases, they are known to suffer, every now and then, from endemics of hospital diseases. If we contrast individual instances, we find that the first two on the list yield by comparison strong evidence of the advantage of a short mean residence. The general death rate of Leicester is 26 in 1000, and that of Exeter is 25, and the mortality of the Devon and Exeter Hospital is 1·21 per cent. less than that of the Leicester Infirmary. But in the latter institution the bed rate is double that of the Exeter Hospital, the mean residence being 18·14 days less. The Leicester reports show that the fever admissions are 5 per cent. of the whole, whilst the fever deaths constitute as much as 16 per cent. of the total mortality. On the other hand, the reports of the Devon and Exeter Hospital give no information. These figures make it probable that



the hospital death rate at Leicester *might* be reduced, but they make it certain that at Exeter it *ought* to be less.

The highest mortality in any of these hospitals, 8·04 per cent., and the shortest mean residence, occurs at the Royal Bath Hospital. This is very remarkable, for Bath is hardly a town where we should expect a higher hospital death rate than in Leicester, Shrewsbury, Carlisle, or Norwich. Its general death rate is only 22 in 1000, and the margin of hospital accommodation is 37 per cent. The hospital is conducted on the ticket system, so that the short mean residence is very creditable to the management, especially when we also consider that about 56 per cent. of the cases are surgical. The reports issued by the committee are much more complete than such documents usually are, but they do not yield any information which can be made to explain the exceptionally high mortality.

The death rate in the North Devon Infirmary, at Barnstaple, is the lowest of all the large hospitals in Great Britain, but the residence is much above the average. The conditions which produce this extremely low death rate, if they could be obtained, would be most valuable in assisting us to draw general conclusions. There can be no doubt that the low district mortality, 18 in 1000, very materially assists in this desirable result.

That a considerable amount of an unusually high hospital death rate is, sometimes at least, due to intrinsic causes, is proved by the experience of the Norfolk and Norwich Hospital, which for 90 years had an almost constant death rate of 5·5 per cent. From 1861 to 1870 it was 5·656, the mean residence being 41·5 days. During the



last six years the residence has risen to 42·3 days and the mortality to 7·7 per cent., both changes being due unquestionably to hospital influences. The average population has been reduced, and the annual number of patients has very materially fallen off; and the rate at which these changes have taken place seems to indicate that the confidence of the hospital constituency has been greatly shaken in the safety of residence within its walls. That there has been ground for this is shown by the admirable and honest tables in its reports; for in 1873, of eighteen deaths after operations, seven are returned as having occurred from pyæmia.

In a paper read before the British Medical Association in 1874, Dr. Beverley gives a full account of this rise in the mortality of the Norwich Hospital—a paper which may be consulted with advantage by all who are interested in hospital management. He says that rather than continue such a state of matters, “it would be better far to do away with the hospital entirely, and let those who now unconsciously run the gauntlet of its hidden dangers submit to surgical treatment in their own cottage homes, where they would have an undoubtedly better chance of recovering, even from the greatest accidents and operations, than in the wards of our hospital as it now exists, even with the aid of efficient nursing, good food, and the care and skill of its surgical staff.” Dr. Beverley maintains that pyæmia is a disease produced exclusively by hospitals, and he quotes Mr. Cadge, one of the most distinguished of living provincial surgeons, to the effect:—“I have unwillingly and almost tremblingly proceeded to operate in the hospital; but I have had a happy confidence and a perfect assurance that in all private cases I should avoid any of those disas-



trous consequences, and I came to the conclusion in my own mind that pyæmia, if it do not find its birthplace, does find its natural home and resting-place in hospitals; and although a hospital may not be the mother of pyæmia, it is its nurse." These are remarkable and strong expressions, but they seem justified by the facts; and surely if we can get such clear evidence of the influence of intrinsic causes on the death rate of a comparatively small hospital like that at Norwich, with a mortality of only 7·7 per cent., the disclosures which might be made by an equally careful examination of the returns of hospitals with far higher death rates, of which at present we have no detailed account, would be sufficiently appalling.

Looking back to the great history which the Norwich Hospital has had for more than a century, bearing in mind that some of the most brilliant feats of surgery have been performed there by men whose names are historic, and further considering that its results are fully stated in its reports, I am driven to the conclusion that if for 90 years it has maintained a death rate of 5·5 per cent., it is incumbent on every general hospital whose mortality may be much higher to render an account of the same.\*

As great stress has been laid upon accident cases as a cause of hospital mortality, especially in the London hospitals, I have taken out the details of a number of hospitals devoted exclusively to the reception of accidents. They

---

\* The history of this hospital is also suggestive of the conclusion I have already indicated, that the triumph of medicine lies in prevention, and that its efforts towards cure have not as yet exercised any tangible influence. With the single exception of ovariectomy, it cannot be shown statistically that our curative efforts have resulted in any marked prolongation of human life. Even in ovariectomy our success seems owing chiefly to preventive measures directed against septic infection.



are nine in number, that being all which are available for my purpose; and, very unfortunately, I am unable to include amongst them the returns of the accident hospital at Poplar. I have them, however, for the preceding decade, so that they may be very fairly used in comparison.

The class of accidents received into these hospitals is peculiarly severe. I have had some years' experience of one of them, and am in a position to assert that the smashes and burns admitted could not be surpassed in severity by what is seen in any large hospital. Their mortality is therefore necessarily high, but yet it is less by  $\cdot 2$  per cent. than that of all the London hospitals; and their mean residence is only slightly greater—a fact which is due to the existence in them of a disproportionately large number of cases of burn, the residence of which often extends over many months. The general mean residence would be greatly less than that of the London hospitals if the return of the Launceston Hospital, where it amounts to fifty-four days, were excluded. I think it very likely that careful attention to segregation might very much diminish their mortality; for I have often seen pyæmia prove fatal to accident cases apparently from the presence in the same ward of a case of extensive suppuration from a burn. In all hospitals, but especially in those small accident hospitals, every such case should be carefully isolated.

The returns from these accident hospitals seem to show that in the London hospitals, and in others where the mortality is as high as ten or twelve per cent., the accidents are not sufficient to account for the excess.

I have placed the Irish county infirmaries in a group by themselves; for it seems as if, for some reason or other of which I have failed to get a satisfactory account, they



cannot be fairly compared with any other kind of hospital. There are 28 of them, and for the years from 1861 to 1870 I obtained returns from 18, but only nine have replied to my last circular. The reports which they issue—at least those which I have seen—are very deficient in information. Of the 19 from which I have had no replies, six have Government grants amounting to 487*l.* per annum, the proper expenditure of which does not seem to be under the control of any central body, as is the case with the Dublin hospitals. Twenty-four out of the whole number are subsidised by county grants, amounting to 20,104*l.* for last year; and for this large amount of money, contributed from the public rates, it is surely not too much to expect that satisfactory accounts should be rendered, both in financial and medical details. The number of in-patients treated by these 28 hospitals during last year amounted to only 11,974—that is, they had 33*s.* 6*d.*, or nearly 13½*d.* a day for every patient treated. From 1861 to 1870 the average mortality of the 18 infirmaries from which returns were obtained was 1·95, and the mean residence was 29·85 days. Of the nine returns obtained for the last six years, the average mortality is 2·726, and the mean residence only 25·27 days.

These figures are very difficult to understand, and though I have made numerous inquiries amongst the officials of these institutions, and others likely to be acquainted with them, I have received no information which helps me to explain how these county infirmaries can conduct the treatment of such diseases as must necessarily exist amongst the Irish peasantry, and yet have such low death rates. Either these institutions deserve to be taken as models of hospital salubrity, or they must be doing to a great extent



the work of relieving-officers ; and in either case full information is needed concerning them. In Howard's time, these institutions were greatly in need of inspection, and I have failed to find that they have it now. His descriptions of what he saw in some of them are really terrible. Generally he found them in an unfavourable state, the cost being greatly out of proportion to the patients treated. The quantity and quality of the linen was almost always defective, the floors apt to be sanded to hide the dirt, and the patients sometimes bedded in close boxes. The diet he describes as deficient, and that this fault exists still is seen by the diet-sheet published in the annual report of the Louth County Infirmary. It contains a regimen much more resembling that fit for the punishment of prisoners than for sick people. The cost of the diet per patient for each day is given at 6*d.*, yet the infirmary has Government and county grants to the amount of 713*l.* per annum, which is an allowance of 52*s.* 7*d.* per patient treated, or rather more than 2*s.* a day. The total income of the hospital is 1076*l.* a year, which gives an expenditure of nearly 4*l.* per patient, or 3*s.* a day. It remains a very interesting question of public economy how the 3*s.* a day is spent on each patient, if his diet costs only 6*d.* A consideration of these details rather inclines me to the belief that there is more of the workhouse than of the truly hospital element in the Irish county infirmaries—a belief which is strengthened by the small amount of surgical work which is done within them. In Howard's "Account of the Principal Lazarettos in Europe," page 83, he tells us that in one of these county infirmaries 2*d.* a day was allowed for the diet of each patient, and he very pertinently asked the governors to consider that criminals in the county



gaol had 3*d.* a day allowed for their diet by Act of Parliament. The diet-sheet in the Louth County Infirmary seems to be pretty much what it was a century ago.

One of the most interesting groups of hospitals undoubtedly would be that containing the institutions devoted to the treatment of children, if complete and satisfactory returns could have been obtained from all of them. For the years from 1861 to 1870 I had returns from 12 of these hospitals, but to my last circular only six replied. These are both too few and incomplete to make any perfect deduction from, but they make it quite evident that these various institutions are conducted upon very different principles.

The largest and most important hospital for children in England is that in Great Ormond Street. In the first return the mean residence during the decade was 37·2 days—a period which, I think, must be unnecessarily protracted if we bear in mind the rapid course which diseases usually run in children. The building occupied was very ill-adapted for the purposes of a hospital, and I think we may conclude that the mortality of 11·421 per cent. was considerably higher than it would have been under more favourable circumstances. This view is supported by the evidence of the hospitals at Edinburgh and Birmingham. The former of these does not admit surgical cases, and is therefore likely to have a relatively high mortality, though it only reached 10·347 per cent., with a mean residence of 39 days. In the Birmingham Hospital for Children the mortality was only 7·359, and the mean residence was 24·2 days, facts which are sufficient alone to indicate this hospital as a thoroughly well-managed institution. Amongst



its rules is one that all other hospitals should adopt—to the effect that no patient is allowed to remain in the hospital more than a month without the sanction of a general consultation.

When the mortality of a children's hospital is found to be so low as 2·3 per cent., I think it may be fairly inferred that such an institution is not doing the work it ought to do; for such a mortality can only be arrived at by the exclusion of acute cases.

Of the four returns obtained for the last six years, the average mortality is 6·12 per cent., and the mean residence is 24·72 days. The mortality of the Ormond Street Hospital has fallen to 10 per cent., and that of Birmingham to 7·14, which is the same as that of the Victoria Hospital in London; whilst the mean residence in the latter is 16·42 days higher than it is in Birmingham. The institution in Ormond Street has recently been transferred to a magnificent new building, where it is to be hoped better results will be obtained. At the Birmingham Hospital, isolated wards have recently been built for the treatment of zymotic diseases, and for those scourges of childhood, croup and diphtheria. There is also to be a quarantine ward, and this example should be copied by all hospitals for children. The tables published in the reports of this hospital are such as may serve as models for every similar institution.

Eight returns have been obtained from hospitals devoted to the treatment of diseases peculiar to women, but the results are so unequal as to be quite unfit for any purposes of comparison. These hospitals are essentially for the treatment of chronic cases, in the majority of which there is little or no risk of life; and it is only when there is a



special activity on the part of the staff in undertaking the performance of certain formidable operations, that the mortality ever approaches that of any general hospital. Thus at the Samaritan and Soho Square Hospitals a large number of ovariectomies and kindred operations are performed, the fatal cases of which greatly contribute to bring the death rate up to nearly 6 per cent. On the other hand, it is quite evident that at the Leeds Hospital for Women, and at the Marylebone Road Hospital, such operations are never, or at least very rarely, performed. At the Birmingham Hospital these operations form a large proportion of the comparatively small number of in-patients, and the mortality is 8·1 per cent. In a hospital reserved exclusively for these cases the mortality might be as high as 25 per cent.

The hospital at Cork is a Government Lock Hospital, and therefore very rarely has a death.



## LYING-IN HOSPITALS.

There is certainly no kind of hospital which has yet had so searching an inquiry into the reason of its existence and the results obtained by its use as the building devoted to the treatment of women in childbirth. So far, the verdict has gone almost entirely against lying-in hospitals, and on the whole this is not a matter of regret. The terrible experience at King's College Hospital forbids for ever the possibility of attempting to accommodate parturient women in the same building with other patients. But whether or not hospitals entirely for lying-in women may be conducted with less risk, or with the same amount of risk, as will attend women confined in their own homes, is a question which is not yet, in my opinion, fully decided. That most of these institutions have had unfortunate results is not conclusive evidence that these are inevitable. If in order to relieve human suffering and to help human poverty it is necessary to have hospitals of any kind, then hospitals for parturient women are as necessary as any others, and there remains only the need of discovering how they can be constructed and managed so as to have as much safety as if the women were confined in their own homes. It is quite as good an argument against military hospitals to point to the awful disclosures of Howard, as it is against lying-in hospitals to point to the high rates of mortality given by Le Fort and others. Utter demolition is not reform.

In order to determine what the mortality of lying-in hospitals should not exceed, it is first necessary to establish what is the average mortality of women in childbed in those classes of the population from which the inhabitants of these institutions would be, or ought to be, drawn.



This has never been done. We are occasionally favoured by reports of charities which conduct their practice at the houses of the patients; but on careful examination it is always found that their numbers are too small for any just deduction; and, secondly, that they have always some conditions attached to them which introduce such source of fallacy that no mere extension of numbers would remove it. In dealing with general illness and accidents the use of large numbers seems likely, though not absolutely certain, to remove error. But in a case where the conditions are constant, as in parturition, the increase of the numbers will probably only increase the extent of the error.

Thus these maternity charities are frequently found to confine their efforts to "poor married women," a condition which at once removes one of the great sources of parturient mortality—the treatment of unmarried, seduced, and deserted women. Again, first pregnancies, even among married women, are greatly diminished; for it is found that in their first trial women are generally attended by an accoucheur, the young couple being generally in a position to pay some sort of fee.

To provide gratuitous attendance for married women seems to me a mere encouragement of improvidence, and a method of charity which ought to be at once discontinued. Those who really want help most are those who, by our present plan, have least chance of getting it. The women amongst whom puerperal mortality is always found to be highest, are those we often send to be confined in our workhouse wards. I do not know that the mortality amongst unmarried primiparæ in these institutions has ever been properly displayed, but I think there is reason to believe that it would be better for all concerned, if we had these cases treated



by themselves, in buildings set apart for the purpose, at least in our large towns. I think it is a question worth considering whether the existence of institutions where unfortunate girls could be readily and at once admitted, in the hour of their trial, would not greatly diminish the number of those terrible child murders which occupy so much of the time of our coroners' juries. The objection that such institutions might have a tendency to encourage vice is no answer, unless it can be shown that our present neglect diminishes it—a supposition which is highly improbable.

The existence of such hospitals would stand to parturient women precisely as our recently established hospitals for zymotic diseases do to our general hospital population. They would remove from their midst the greatest and most constant source of danger.

For the discussion, therefore, of the mortality of lying-in hospitals it seems to me that we are not yet in possession of the proper data, and I cannot say that I see where they are to be obtained. They never will be until some system can be devised and put into operation for the accurate record of all hospital statistics. I must say that I have failed to find any set of obstetric records which are such as bear the impress of so great a degree of exactness as to be infallible as a basis for comparison. This is to be the more regretted as it is perfectly evident that what could be predicated against lying-in hospitals might be inferred against all others. At present it is the fashion to express satisfaction that they have been or are likely to be disestablished; but it is forgotten that if this policy is necessary for them, it may legitimately be advanced against almost every other kind of hospital.



I have obtained returns from ten lying-in hospitals, which have treated an aggregate of over 22,000 cases in six years, with an average mortality of 1·061 per cent. But that tells me nothing more than the fact of so many women having died during or after labour. Seven of these hospitals give returns so complete that I am able to see that three are managed on principles totally different from those which regulate the other four. In these three the average residence is over twenty days, so that the women are probably selected cases, admitted some time before labour sets in, yet the mortality is 1·377. In the other four the mean residence is 9·81 days, so that the cases are evidently all admitted in emergency, and the mortality is only 1·0005. In these two classes the mere difference in the mortalities—·3765, by no means represents the real contrast between them, for amongst the four is to be reckoned the Rotunda Hospital of Dublin, which alone admits during the year 30 per cent. more than all three of the other class put together, and includes amongst its patients a large number of unmarried women, amongst whom the mortality is much higher than amongst the married. I doubt if any other of the three hospitals of the first class admits unmarried women. It is very remarkable, and should be made a matter of strict inquiry, that in the hospital in Endell Street, where the residence is most prolonged, the mortality is also the highest. That unmarried women and primiparæ are more subject to puerperal disease is so fully established that it should be made equally clear that their hospital conditions should be made special.

Statistics of twenty-seven London workhouses, with a mortality of ·62 per cent. of the women confined there, are given by Miss Nightingale, together with a statement of the



experience in the Liverpool Workhouse lying-in wards, with a mortality of .56 per cent. These, though the figures are comparatively small, would have been of great value if she had also given the number of primiparæ and their position, whether married or single. Such institutions have a large number of births amongst women technically unmarried, but living in a state of concubinage, which, in the great majority of cases, is quite as faithfully maintained as in truly matrimonial life amongst the same class.

It is, therefore, the number of unmarried primiparæ, and the mortality amongst them, which is the information wanted for all institutions.

The figures of the Rotunda Hospital, published in various reports of that hospital, and very carefully considered by Dr. Matthews Duncan in his book on the "Mortality of Childbed and Maternity Hospitals," are beyond doubt the best record of obstetric cases we can obtain. But even with them the bare statement of the number of deaths and the number of patients treated during each year, will yield no very definite conclusion. Dr. Duncan splits these figures up into groups with a view of showing that mere aggregation has no influence on hospital mortality. He puts together the figures of various years according to the population of the hospital, or the number of women delivered. But he does not regard the fact that it is quite as easy to crowd ten women as it is to crowd a hundred. The Rotunda Hospital is, like all large hospitals, a series of small buildings stuck end to end and put on the top of one another, each of which may have a different mortality. We know how fond hospital managers are of closing wards at times when it would be better that they should be open; and it is within my experience to have seen a hospital most crowded



when its inhabitants were really fewest. Mere increase of population does not necessarily mean increased density, and, therefore, unhealthy overcrowding. Dr. Duncan finds that at times when he gives the mean age of the hospital building to be 49 years, the mortality runs from  $\cdot 848$  to  $7\cdot 25$  per cent., and in other periods, the mean data of which is 1838, the mortality varied from  $\cdot 58$  to  $3\cdot 82$ . But he gives no evidence that to account for the higher mortality of these periods there may not have been some terrible overcrowding, localised in some ward or wards, or extending over such a brief period as to leave no mark on the general hospital population. Besides, to give the figures absolute value they ought to be compared with the outside puerperal mortality amongst the hospital constituency, for the corresponding periods.

As a conclusion from this table, Dr. Duncan says, in italics, that “the mortality of the Dublin Lying-in Hospital *does not increase with the increased number of inmates—does not rise with the aggregation.*” This may be granted, without its affecting in any way the general belief that the mortality is greatly affected by overcrowding, for it might be just as well argued that because the enormous increase of the population of London does not bring with it an increased death rate, that aggregation of the population, such as it is seen in Seven Dials, the fever dens of Liverpool, or the West Port and Cowgate of Edinburgh, may occur with safety. It must be always borne in mind that what seems to be true of all hospitals must be eminently true of lying-in hospitals, the chances of the occurrence of septic centres being not only increased with the increased size of the hospitals, but the chances of their being originated by inattention to sanitary requirements, and of their finding a soil suitable for their propagation, rise in



a greatly increasing ratio. This is really the secret of the success of small hospitals over large ones, which seems to be established by my general tables.

Large hospitals are not more unhealthy because of their greater size, but because they want more looking after, larger bed areas and cubic spaces—conditions which they do not obtain because in places where they exist, time, labour and space are so much more valuable than in the small hospital areas. But it must never be forgotten that a small hospital may be made as unhealthy as a large one. Small size is no guarantee of salubrity. Of this Dr. Duncan gives convincing proof in quoting the statistics of the Edinburgh Maternity. This was a small old-fashioned confined house, as unsuited for a hospital of any kind as it is possible to imagine. That many women came out of it alive is really a matter for congratulation. Now, I am told, no register of the cases is kept, and at least there is probably good reason for its discontinuance; for as Dr. Churchill, in the *Dublin Quarterly Journal of Medicine* for 1869, gives the returns of this hospital for the years from 1844 to 1868 with a mortality of 1·64, we of course know that a register was at one time kept. To pick out a hospital like this and say that small hospitals are no better than big ones is of course a fallacy. They *can* be made quite as bad, but it appears more difficult to make them so.

From a very valuable table (No. XXV.) in his book, Dr. Duncan concludes that about one in every 2·2 cases of puerperal death is from metria. But he takes for his standard of comparison the statistics of private practice, the mortality of childbed in towns of Scotland, those of some eminent obstetricians in Dublin, and those of the hospitals in Ireland. It is perfectly evident, however, that there is



a great source of error in not dealing with known quantities of primiparity. This is such a constant source of danger that no conclusions of childbed mortality can be secure when it is not known. If the puerperal deaths were found, say in Dublin, to be higher in the hospital than they were outside, after correction for primiparity and the unmarried, then the Rotunda Hospital should be closed at once, and with it all other maternities, if it were also found that this was an inevitable result of congregating a number of lying-in women together. As yet this result is not known to be inevitable, and therefore the wholesale condemnation which lying-in hospitals have received is premature.

In the 17th Annual Report of the Registrar-General, a table is given by Dr. Farr from which Dr. Duncan extracts the following :—

Ages.		No. of Child-bearing Women.		Deaths from Puerperal Fever.		Mortality per cent.
15—24	...	107,440	...	298	...	·277
25—34	...	328,720	...	486	...	·148
35—44	...	166,140	...	256	...	·154
45—54	...	7,545	...	12	...	·163
		<hr/>		<hr/>		<hr/>
Total		609,845		1052		·172

It cannot of course be pretended that the value of the percentage is absolute in such a table. It is open to the objection that all such tables are liable to—that of incomplete returns. But its value is great as establishing a ratio of puerperal fever mortality for different periods of life; and the largeness of the numbers used makes it almost certain that this ratio will be constant. We have it then established that between the ages of 15 and 24, when of course the great majority of first labours occur, that the



puerperal fever mortality is  $\cdot 105$  per cent. above the average. But this is subject to the correction, for our purpose, that all the cases are not first labours in this age, and that probably there was a large proportion of the deaths in the other periods which were primiparæ. Hugenberger's tables on this subject, also given by Duncan, are of very little use, for the total mortality is so bad that probably the ratio between the primiparous and multiparous deaths is greatly disturbed. He gives the primiparous puerperal-fever death rate at  $4\cdot 31$ , and that of multiparæ as  $2\cdot 4$ , both of which are, I trust, exaggerated by intrinsic hospital causes. Dr. Duncan has, with infinite labour, compiled a table from the returns of Edinburgh and Glasgow for 1855, which yield 19,104 cases. Amongst these the primiparæ were to the multiparæ as  $19\cdot 5$  is to  $80\cdot 5$ . This would have been a valuable constant if the figures used had been large enough, but they are not. Still less valuable is the statement of the mortality, which in primiparæ was  $\cdot 698$  per cent., and in multiparæ rather less than half— $\cdot 338$ ; for it is evident that it could be used only as a standard of comparison for hospitals in the towns of Edinburgh and Glasgow. It is useful, however, as tending to corroborate conclusions from the other sources. From the habits of the people, engendered by the peculiarities of race, religion, and the state of the marriage laws in the two countries, it is quite impossible to compare the puerperal fever mortality of Scotch towns with that of Irish hospitals. The "murderously depressing influence of shame," to use Dr. Duncan's forcible language, is not felt by unmarried women in Scotland as it is in Ireland.

In Hardy and McClintock's "*Midwifery and Puerperal Diseases*," 9852 cases are tabulated from the practice of the



Rotunda Hospital, 31 per cent. of which were primiparæ, with a mortality of .4 per cent., whilst the death rate of the multiparæ was only .22. But none of these small collections is enough to give a constant ratio, though probably we may accept Duncan's conclusion that both the general and puerperal fever death rate of primiparæ is double that of all multiparæ. Of the primiparæ, those who are unmarried present in all probability a much higher death rate than those who are married. I have not been able to obtain material in large enough amount to put this conclusion in figures, but I hardly think it will be disputed. Dr. McClintock tells in his returns of the practice of the Rotunda during his mastership there (*Dublin Medical Journal*, vol. xiii. p. 272) that 127 patients were unmarried, and that of these 31, or nearly one-fourth, died, chiefly from some form of metria. This experience is substantiated by Dr. Johnston. We may conclude, therefore, that if we had a hospital exclusively for unmarried primiparæ we might possibly have a mortality as high as 20 per cent. Anything below that in Dublin would certainly be a gain, and it really seems to me that to establish such a hospital in some of our large towns would be an experiment worth trying. I am not sure that it would not be the only maternity hospital or charity which we should be justified in maintaining. If a woman falls into trouble a second time, her risk is very much less and her guilt greater; but from a large experience of unmarried primiparæ in hospital practice, I am quite certain that they are more sinned against than sinning; and I am convinced that they ought to be specially protected from the risks they have incurred by their fault, both for their own sakes and for the sake of other women to whom metria may be communicated from them.



A great many papers have been written on lying-in hospitals, but they are chiefly directed as attacks on, or defences of, special institutions, and do not shed much light on the whole question.

Looking at the returns which I have been able to obtain, I can only conclude that if Dr. Farr's estimate of .483 per cent. mortality is to be accepted as including both deaths from metria and accidents of childbed, as I think it is, as the constant death rate of all labours, the death rate of some of these institutions, which admit only married women, is far too high and demands an explanation.

In Miss Nightingale's "*Notes on Lying-in Institutions*," that distinguished authoress speaks of labour as "not a diseased, but an entirely natural condition" (page 10), and thereby she has perpetuated an error evident to every gynæcologist. We do not know the percentage of all cases in which pelvic deformity requires instrumental interference, but we know that they are on the increase, induced unquestionably by our altered habits. In each of these cases labour is a diseased process. The very fatality following the labours of unmarried primiparæ is a result of civilisation, and one, therefore, which society is bound to provide against as far as possible.

It is impossible in the space at my disposal to follow Miss Nightingale through the array of statistics which she brings to bear against lying-in hospitals, but my general conclusion is that they are but little to the point. To tell us by a table, the data of which need not, for my purpose, be disputed, that the mortality of women confined in the Paris hospitals is nearly 8 per cent., or that other hospitals approach this more or less nearly, is to tell us what every one will admit,—that puerperal women are specially



prone to be affected by any contagion near them, and no one will now dispute the utter impropriety of treating puerperal women in general hospitals. But when, summarising her conclusions, she tells us that, making allowance for inaccuracies, there is a higher death rate in lying-in wards than in home deliveries, and that the great cause of the excess is blood-poisoning, her deductions are manifestly open to correction, if they mean that lying-in hospitals should no longer exist because a high death rate in them is inevitable. We do not yet know the constant influence even of the most fatal condition of parturient women, and we have by no means exhausted all possible attempts to make these hospitals safe. The great majority of women do not require them, but there is an important minority which must continue to exist as long as human instinct remains; and the question is really whether or not these unfortunates should be specially cared for, and whether they had not better be cared for in hospitals. For married women, save in rare cases where hazardous operations have to be performed, lying-in hospitals are, in my opinion, not only not needed, but even home practising charities should be greatly discouraged, unless they can be conducted on the provident principle. In all hospitals we must have two objects constantly in view—to relieve human suffering with the minimum cost of life, and also with the minimum tendency to diminish the self-reliance which is so easily knocked off its pedestal amongst the classes from which our hospital population is drawn.

The last of the groups into which I have divided my returns includes all the information I have been able to obtain concerning hospital accommodation for zymotic



diseases. Special fever hospitals are of comparatively recent origin, and are still greatly wanted in many places where zymotic diseases prevail. They constitute a class of hospitals against which I think no objections can be raised, chiefly because it is to be hoped that they are only a temporary expedient.

We do not yet know with absolute certainty that vaccination, however perfect, will completely stamp out smallpox, but the evidence is conclusive that if every human being were once satisfactorily placed under vaccine protection, the disease would cease to have the mortality of nearly 20 per cent., which these returns show.

It would appear from the facts which I have been able to gather concerning the smallpox epidemics of the last six years, that a wave of this disease has recently passed over the whole country. The differences seen in the mortality of smallpox in various towns are probably in greater part due to a difference in the extent of the protective influence of vaccination, but there is reason to suspect that here, as elsewhere, hospital conditions interfere to produce a higher mortality. Both of these influences are probably in operation to cause the difference in the smallpox mortality of Greenock and Paisley. It is more than likely that the larger floating population of Greenock brings into that town an undue share of smallpox nidus; but we have already seen that there is a greater tendency to death generally amongst the patients at the Greenock Infirmary than there is in that at Paisley.

The long roll of hospitals which have to admit typhus fever, and the terrible mortality it inflicts, are the result of a neglect of sanitary precautions discreditable to our advanced civilisation. This disease is one which is entirely removable, yet



there are few towns of any size in which it does not occur, and it has an average mortality of nearly 16 per cent. It is inexpressibly shocking to find that in London its mortality is so high as 21·5 ; and nothing could be more convincing of the need there is for legislative control over the building and management of the houses erected for our working population than a bare statement of the facts of this disease.

Enteric fever is another disease which we have reason to think might be completely stamped out by sanitary improvements, yet there is probably no other fever which has been of late so chronically endemic in both town and country population. For the first time we have been able to gather an idea of what its real mortality may be from the returns of the Homerton and Stockwell Hospitals, where 18 per cent. of the cases have died. This, of course, may not represent the absolute mortality of the disease ; for, from its peculiar character, it is likely that only the more severe cases are sent to these hospitals. In this respect it differs from smallpox, and perhaps also, though to a less extent, from typhus.

So little is known with certainty of the origin of scarlet fever, and in the two separate returns obtained of this disease there is such a striking difference in the mortality, that nothing very definite can be said about it.

Some very curious information is to be obtained from the returns issued by the Metropolitan Asylums District Board. Thus, if we take their statistics for the years from 1872 to 1875 as indicating the zymotic condition of the metropolis, we may conclude that scarlet fever was at its ebb in 1873, and that then its mortality was lowest ; and that when it was epidemic in 1875 its mortality was



highest, as might be expected would be the case with all zymotic diseases. But this does not seem to hold good of enteric fever, for when most prevalent its mortality was lowest, and it rose when the admissions were diminished. This is still more markedly the case in typhus fever; for when clearly epidemic in 1874 its hospital mortality was lowest, and in 1875, when the admissions were only 11·9 per cent. of those of the previous year, the mortality rose. Taking all the zymotics of 1874, we find that the hospital mortality was 42·8 per cent. less than in 1872, during which year the admissions were not 30 per cent. of those in 1874. The mortality during 1874 was also 1·2 per cent. less than it was in 1875, though during the latter year the admissions were 12·5 less than those in 1874.

The recent establishment all over the country of medical officers of health will, it is to be hoped, when worked upon a more uniformly complete plan than it is at present, contribute to a knowledge of the natural history of zymotic diseases, such as will enable us to perfect our measures for their suppression. The general facts seem to show that, after smallpox, typhus is the most fatal of the zymotics; that enteric fever ranks next, and then scarlet fever—an arrangement which is somewhat unexpected.

A general study of the zymotic returns seems to give an approximate value to the statements of the patient rate, the bed rate, and the mean residence of hospitals generally. Thus it appears that a diminished bed rate concurrent with a high patient rate means either prolonged residence or the statement of a larger number of beds as in constant occupation than really is the case. If the former, it may indicate an undue preponderance of chronic or surgical cases;



or, in the zymotic hospitals, of a large number of cases of enteric fever. It may also mean bad sanitary arrangements in any hospital. A relatively high bed rate with an average or low patient rate means rapid recovery or trifling cases. When both the patient rate and the bed rate are low and the residence is prolonged, it may be suspected that the usefulness of the hospital would be greatly increased by better administration. When both patient rate and bed rate are high, and the residence comparatively short, there is reason to believe that some intrinsic defects exist in the hospital. Finally, a high patient rate should always be regarded as calling for constant care on the part of the executive to guard against overcrowding, no matter what may be the character of the disease or diseases treated within the hospital. Its diminution in relation to a constant bed rate would mean diminished residence; and if we could suppose the characters of the constituency to remain the same, any such diminution would infallibly mean greater success for the work of the hospital.

The determination of the causes of excessive mortality in hospitals of any kind is a most difficult task, for we have first of all to contend with the almost insuperable difficulty that there are very few data which can be depended upon as entirely free from error. Mere expressions of opinion, as I have already said, are of little value, however weighty may be the authority from which they emanate.

It is greatly to be regretted that the elaborate report written by Dr. Bristowe and Mr. Timothy Holmes, and issued in a Blue-book for 1864, is so open to this objection. It is very deficient in conclusive facts, for its statements are given for various years upon no uniform plan, and some



hospitals are chosen for comparison and others neglected without apparent reason. General and somewhat vague impressions are made to do duty for facts, as is shown by a passage at page 509, where it is stated that "the mortality of the small and large London hospitals does not vary, or if it does the small hospitals have the larger mortality." The returns of the London hospitals for the last six years, as given in my tables, are quite enough to show the fallacy of this general impression; and they are abundantly confirmed by the less complete returns for the previous decade. On the same page it is also stated that at the Dover Hospital there is a low mortality, because nothing but chronic cases and a very few accidents are admitted; whilst at the Hemel-Hempstead Hospital the surgical practice is more active and therefore the death rate is higher. But the facts are just the reverse. The mortality of the Dover Hospital for the last six years has been 5·42 per cent., or ·248 above the average mortality of its class; whilst the Hemel-Hempstead Infirmary has, during the same period, had a mortality of only 3·33 per cent.—that is, 3·276 below the average mortality of similarly-sized institutions. The mean residence at Dover is nearly four and a half days less than it is at Hemel-Hempstead. During the ten years from 1861 to 1870, which includes the very time for which the report in question was made, the Dover mortality was 5·218, and that of Hemel-Hempstead was 3·811; so that over a period of 15 years the mortality of the two hospitals is found to be singularly constant.

At page 536 the report says—"It may be stated generally that patients remain longer in country than in town hospitals." No facts are given in support of this, and the statement is shown to be erroneous by the results



of my circulars. The mean residence in the London hospitals is 32·91 days, that in the "large town hospitals" is 29·5 days, and that in purely country hospitals, even including the mismanaged county infirmaries, is 29·2 days; whilst in the purely rural or cottage hospitals we have a mean residence of only 24 days.

I have selected this report for the above criticism, because it is the most important document which has yet been issued upon the hospital question, but similar objections could be raised against many other contributions on the same subject. But I think I have said enough to establish a position which could hardly be at any time disputed.

Dr. Bristowe and Mr. Holmes tell us that they "have been led irresistibly to the conclusion that the chief cause of all the differences, real and apparent, which exist between different hospitals, is to be found in the constitution of the hospital itself." This is a conclusion which will find few opponents, provided it be understood that the word *constitution* includes the whole economy of the hospital, its management, and its hygiene.

There are certain features in the management of a hospital which must of necessity influence its death rate, and first of these stands the nature of the cases for which it is intended. Nothing would be gained by contrasting the death rate of such a special institution as the hospital for consumptive patients at Bournemouth, 1·215 per cent., with the high mortality of the Greenock Infirmary. But hospitals of the same kind may fairly be compared, and it lies with them to give an explanation of any excess in their death rate. The admission of certain cases may, from the



facts I have already given, be recognised as exercising an influence in the mortality, and I have shown that the admission of zymotic cases probably influences not only the general death rate of any hospital into which they may enter, but that it also increases the mortality of the non-zymotic patients. Dr. Bristowe and Mr. Holmes tell us that many large hospitals—notably those of University College, Charing Cross, and the Royal Free Hospital—exclude all cases of fever by special rule. This also means that they exclude a group of cases as large, or even perhaps larger, of such kind as may be mistaken for zymotics in their earlier stages. We should expect, therefore, that these three hospitals, being similarly situated, and doing very much the same kind of work, should have death rates nearly equal, and that they certainly should exhibit fewer deaths than hospitals known to admit large numbers of the severest zymotic diseases. But here we are disappointed, for University College Hospital has a mortality nearly double that of Charing Cross, and 4 per cent. higher than that of the Paisley Infirmary, where a third of the whole hospital population is affected by zymotic diseases. In the Blue-book report the writers select a few hospitals, taking them, as they say, almost at random, to illustrate “how utterly absurd and childish it is to compare hospital death rates without taking this element into consideration;” but taking the whole of my statistics, and not selecting them at random, I find that the admission of zymotic cases is probably not nearly so important an element as Dr. Bristowe and Mr. Holmes have supposed. At least there must be some others of which they have not given illustrations, for I find that my chances of life would be about equal if I went into the Dundee Infirmary and had typhus fever, or



was admitted into the splendid new hospital on the Albert Embankment with any kind of disease whatever, such as is usually treated there. It is a very grave question of social economy whether such a state of matters is inevitable.

I have been able to extract from the reports of the Manchester Infirmary for the years from 1861 to 1869 very complete information of the various causes of death. The mortality of the fever cases admitted were 18 per cent., and the fever mortality constituted 15·5 per cent. of the total. During the Lancashire famine years, singularly enough, the fever cases were below the average, and the mortality was only 16·6 per cent. They were most numerous in 1869, the increase being 96 per cent., and their mortality was 19·5. During the same year the medical admissions greatly exceeded their usual proportions, but all the cases of phthisis and tubercular diseases formed only 4·2 per cent. of the total admissions, and this is the highest ratio they presented. From the persistency with which general hospitals as a rule either refuse admission to cases of consumption, or get quit of them as soon as they can if likely to prove fatal, I do not think that this disease greatly influences hospital death rates, though Dr. Steele seems to think that its effects are sufficient to account for most of the differences observed in the mortality of various hospitals. In only one hospital I have found that it does so to any marked extent, and this is no doubt due to the fact that this particular institution—the German Hospital at Dalston—is really a refuge for foreigners in all kinds of illness, and that, therefore, all German patients suffering from phthisis in an advanced stage would probably be retained till death. Cases of phthisis constitute fully 10 per cent. of its entire population, and exercise a very marked



influence on its mortality, and yet it contrasts favourably with institutions which do not admit nearly so large a proportion of this fatal disease.

Another element which has been supposed by Bristowe and Holmes to increase the relative mortality of the London hospitals is, that "the beds in London hospitals are allotted to medicine and surgery in proportions quite different from those in which such cases occur in actual practice. This preponderance of surgery in English, as distinguished from Scotch hospitals, is one of the chief causes affecting their sanitary condition." If this be true it is of course a subject for remedy as much as any other hospital abuse, unless it can be shown that the London hospital constituency suffers more from surgical diseases than from medical. They seem also to ignore the well-known fact that the mortality on the medical side of a hospital is always much higher than that on the surgical; and if the alleged preponderance of surgical cases does exist, the relative mortality of the London hospitals should be lower than that of the Scotch. I have already shown, however, that it is not so.

But they tell us, further, that this disproportion does not exist in the London, University College, or King's College Hospitals (Report, p. 468).

It is difficult, *à priori*, to see how this difference in the allotment of beds can make much impression when a large number of hospitals is dealt with, for human suffering and human diseases must be very much, if not wholly, the same under similar circumstances all over the country. We also find that the same disease is in one hospital classed as medical, whilst in another it may be placed under the care of a surgeon.

The diseases which are usually classed as medical, besides



increasing the mortality, always raise the bed rate and diminish the mean residence. If in this light we compare the Scotch infirmaries with the London hospitals, we find a difference of 1·82 days in the mean residence, which, according to the report of Bristowe and Holmes, would, and probably does, indicate for the Scotch infirmaries a preponderating influence of medical cases, amongst which, as I have already shown, is included a very large proportion of zymotic diseases ; yet their mortality is ·351 per cent. less than that of the London hospitals. This is conclusive proof that mere disproportion between surgical and medical beds, though it may have some influence, at least gives us no tangible expression of it ; and it might be still further shown that the better results which are obtained at St. Bartholomew's Hospital do not appear to be due to any special division of the beds between the medical and surgical officers.

This question, however, leads up to one of far more importance in hospital management, and which has been greatly if not altogether overlooked in many institutions. With a persistent conservatism which is worthy of a much better object, the old-fashioned distinction between the physician and the surgeon is still kept up ; and, what is of far greater consequence, because we retain this piece of antiquity we generally divide our hospital patients into the two classes of surgical and medical, and place them accordingly in different wards or buildings.

I presume no one will dispute that the dangers of overcrowding are infinitely greater for surgical cases than they are for medical. At page 477 of Bristowe and Holmes' report we have this opinion expressed as follows: " The exhalations from a large number of acutely suppurating sores produce an



atmosphere in the ward which, as it appears to us, is one of the most certain sources of hospital disease." It is difficult to understand, then, why the cases from which these diseases spring should be all placed together, for such a plan must surely have the result of accumulating an evil influence which must re-act upon every inhabitant of the ward. No one can have visited a large hospital without becoming acquainted with the ever-present hospital smell; and it does not require any unusual keenness of scent to discover that this is always much stronger in the surgical wards than in the medical.

In the report already quoted, we find that "during a severe attack of phagedæna which occurred at the Birmingham General Hospital it was found advisable to do away temporarily with the distinction between medical and surgical cases, in order to separate from each other, as far as possible, the cases of open wounds." Would it not be better to employ this method of arrangement as a constant preventive rather than to keep it in reserve merely as a remedy in desperate cases? and can the staff of the Birmingham General Hospital show any good reason for having gone back to the old-fashioned, and confessedly dangerous, custom of congregating the surgical cases? I can see no reason for the collection of a number of cases of open wounds in the same room beyond a very slight addition to the convenience of the medical staff: a point which I am sure every surgeon would at once concede in order to obtain an advantage for his patients.

It is a matter for very careful inquiry how much the mixing of the cases which necessarily obtains in small hospitals may have conduced to their lower mortality. If this point be found to be of as much importance as I suspect it



is, it will follow that the use of special wards for accidents and operations is a mistake; and it will have also to be considered—as indeed it has already been by very eminent authorities—whether, with proper precautions, certain zymotic cases may not be more safely treated in the general wards than in special rooms set apart for them, in those cases where it is impossible to place them altogether apart; and this question need, of course, only be discussed where the number of such cases is comparatively small.

It is a very remarkable fact that though the evil effects of crowding human beings together was recognised many centuries ago, and though every now and then some sufficiently shocking illustration of them has occurred, we are not even yet fully impressed with its dangers. Between such extremes of experience as the Blackhole of Calcutta, and the morning headache and loss of appetite which follow the attendance at a crowded meeting, there is a wide field of risk, most of the details of which are habitually neglected save those which stand out in tangible relief. Year after year our population is decimated by diseases which are the result solely of our living too closely together; and it is, I fear, beyond a doubt that we send hundreds of patients into our hospitals every year to die who would come out cured if we managed these institutions better.

Dr. Bristowe and Mr. Holmes tell us that “the general aims and methods of treatment do not appear to vary in various parts of the kingdom, as far as hospital practice is a test.” They further say that, “if our hospitals present one defect more conspicuously than another to the eyes of an attentive observer, it is that of overcrowding.” These are conclusions to which I think no exception can be taken.



There can be no doubt that special skill in the diagnosis and treatment of particular diseases, together with certain most important advances in surgical practice, have had a material and even tangible effect in prolonging individual lives ; but very few curative efforts appear as yet to have had, and perhaps never may have, any perceptible influence in advancing human longevity. In order to determine the existence of any such influence it would be necessary first of all to have a more accurate knowledge than we yet have of the natural history of disease.

But to determine the effect of any hygienic condition is a much more simple matter ; and one of the most important services to which a Government could direct the machinery of a scientific commission would be an inquiry into the influences of varying amounts of floor area and cubic space in hospitals. We have only to look at the results of the Leeds Infirmary, the Liverpool Southern, and St. Bartholomew's Hospital, to be assured that the words quoted above in reference to overcrowding are not at all too strong. In the Supplementary Report for 1875, Dr. Farr makes it clear that there is a definite relation between the density of the population of a district and their death rate, the latter increasing in the ratio of the sixth root of the former. From this formula he found that the estimated mortality differed from the actual death rate only by .0001 per cent. Knowing this to be the case in a population the great majority of which are in perfect health, we can safely conclude that the rate of increment must be far more rapid in a population of the sick and hurt. It follows also, not only as a probability but as a certainty, that in some special diseases overcrowding must have an especially terrible effect.

The aggregation even of men selected for their perfect



health seems greatly productive of disease ; for Dr. Farr gives in the following table a comparison of the death rate of the army at home with that of the male population at army ages, which displays a dreadful waste of life—an important factor of which must be their aggregation in barracks :—

					Mortality per 1000.
Total Male Population of Army Ages	{	Country ...	...	...	7·7
		Town ...	...	...	9·2
Ditto in Manchester—Unhealthy Area ...					12·4
Army	{	Line Regiments ...	...	...	18·7
		Guards ...	...	...	20·4

It should be our first duty, therefore, to ascertain exactly what amount of floor area and cubic space is allowed for each bed occupied in every hospital in the country, and then to see how the distribution of these affects the general death rate. From the experience in the Leeds Infirmary, the only hospital of which I have full measurements, I should be inclined to say that under no circumstances whatever should there be more than one bed for every 150 square feet of ward floor, and that every bed should have a minimum cubic space of 3000 feet. In large hospitals, especially those containing zymotics or surgical cases only, or those built of more than two stories, these allowances should be greatly increased. Inasmuch as we find that piling dwellings on the top of one another, as by flats in Edinburgh and Paris, is a sure way of giving birth to and spreading zymotics, we ought, by legislative interference, to prevent the occupation of any building as a hospital which has more than three stories.

In the *conclusions* of the report by Dr. Bristowe and Mr.



Holmes is to be found a valuable summary of the impressions they gained by the inspection of a large number of hospitals. These conclusions are probably correct in every particular, but it is to be greatly regretted that they did not support them by more complete statistical details. "We may add," they write, "the healthiness of hospitals is less dependent on the form, size, and distribution of wards, than it is on ventilation, drainage, cleanliness, and proportion of inmates to space. A hospital of defective construction may, by careful attention to these latter conditions, be rendered, even in a large town, comparatively healthy; and a hospital built on the most approved plan, and occupying the choicest site, may be rendered in the highest degree unhealthy by their neglect." Against such opinions no objections can be urged, and out of the long list of hospitals from which I have obtained returns it is unfortunately only too easy to select instances, both in large hospitals and in small, where there is ground to believe that the high death rate is owing to sanitary imperfections. For instance, let us take the example of the hospital at Taunton, where, unless the results could be explained by the existence of some cause beyond the control of the management, they were so bad as almost to justify a judicial investigation. In Bristowe and Holmes' report we are told that in 1861 an outbreak of erysipelas occurred in this hospital which lasted for six months, and during that time 46 cases were attacked, all the surgical wards being invaded by the disease. Nearly all the operation cases were affected, and two died. My returns for the last six years show that the mortality is 5.32 per cent., whilst the mean residence is 53.8 days, from which I conclude that the hospital is not efficiently managed, and that the same causes still exist, though perhaps to a less



extent, to which the outbreak of erysipelas might have been attributed. We may also fairly suppose that the mortality given is much too high for such a hospital, and that it will be perceptibly diminished by the same steps which will curtail the residence. If we compare the Taunton returns with those of Cheltenham, which is next on the list, we find a difference of 15·2 days in the mean residence, and 2 per cent. in the mortality. These two towns have the same general death rate, and very nearly the same average numbers of patients are treated in the two hospitals. We may reasonably infer, therefore, that the difference in the mortality is produced by conditions in the Taunton Hospital which are removable.

There is in existence a very general impression that a hospital becomes more unhealthy as it grows older, but this is not based upon any exact facts, so far as I can learn. It seems rather to be one of those misleading general impressions upon which men are so apt to lean until they are forced carefully to consider their position. There are many hospitals, now nearly a century old, which do not give any indications of increased unhealthiness, which is probably to be attributed to a greater watchfulness on the part of the management; whilst the Manchester Infirmary is only some twenty-five years old.

It is of course more likely that an old house of any kind will become unhealthy by want of care than that a new one will; but mere age should never be accepted as an apology for the bad results of any hospital. There are at least two important hospitals which give very conclusive evidence on this point—the Norwich Hospital and Guy's. In the former, age did not seem to cause any marked



variation in the mortality for 90 years, whilst sanitary defects raised it at once 2·2 per cent. In Guy's, the mortality has slowly but steadily diminished—a change which has probably been effected by hygienic improvements.

Numerous instances may be quoted to show that old hospitals have been found to be unhealthy; but before the statement can be accepted that they were unhealthy merely because they were old, we must know whether their arrangements were such as they ought to have been. On the authority of Dr. Guy (*Statistical Journal* for June, 1867), I find that in the old and dilapidated workhouse occupied in the early days of the existence of King's College Hospital, the mortality was 8 per cent. In the new building occupied at present by the same institution, the mortality rose to 10·9 per cent. between 1857 and 1861; from 1861 to 1870 it was 11·557 per cent., and during the last six years it has reached 12·05 per cent. None of the explanations so frequently given in excuse for a high hospital death rate are applicable here. The staff of the hospital is very much what it always has been—one of the most distinguished in Europe. The surroundings of the hospital have not been altered; and it does not appear in any published document that the cases now treated are in any way more severe than they were ten years ago. It therefore rests with the executive to show that the sanitary condition of the hospital is everything that can be desired.

Still another example may be taken from the history of St. Thomas's Hospital; for we find that the mortality is much higher in the new building than it was in the old, and higher even than it was when the hospital was temporarily accommodated in the old theatre at Newington.



There the patients were placed in three huge wards, and the surgical mortality rose 3·2 per cent. above what it was in the old hospital, whilst the medical mortality rose only 1·9. Dr. Peacock, in the *Statistical Journal* for 1867, endeavours to show that this rise was due to a selection of the more severe cases, but this is far from being evident in the facts. If it were so, the rise in the mortality ought to have been chiefly in the medical cases; but as it was in the surgical, it is more than suggestive of an unhealthy condition of the arrangements, and in my own mind this is greatly strengthened by my recollection of the want of light in the huge low-roofed wards, and the inherent difficulties there would be in ventilating such places.

But what can be given in explanation of the rise in the mortality in the new hospital, where it is to be supposed everything has been done which human ingenuity could suggest to secure the best results? Can it be possible that the authorities have, with well-meant but erroneous intentions of economy, closed some wards and overcrowded others, instead of diminishing the total number of patients within the margin of their available funds? My amputation statistics suggest an affirmative answer to this important question.

In the paper already quoted, Dr. Guy expresses his belief that "within the limits of the same capital city the mortality of hospitals is mainly due to the causes which determine the nature and severity of the cases admitted." If this be true, it will not be a difficult matter to demonstrate its proof by taking the cases of four London Hospitals—as University College, which may be compared with St. George's; and St. Bartholomew's, which may be compared



with King's College. In the case of the latter pair, it must be noticed that the St. Bartholomew's district has a general death rate higher than that of the district in which King's College Hospital stands; so that the probability is that more severe cases are treated at Bartholomew's than at King's. At any rate, the contrary must be proved, and not merely stated. The district mortality of University College Hospital is higher than that of St. George's, but the excess is not sufficient to account for the great difference in the mortality of the two hospitals.

In some of the London hospitals the average general population is found to be very unequally distributed through two parts of the year, these being governed by the existence of the session of the Medical School. Bristowe and Holmes especially mention this as being the case at the London and University College Hospitals (Report, p. 465). This must mean that for seven months of the year, and those months when ventilation is least attended to on account of the cold, the wards are far more crowded than during the summer, when ventilation is more free. In the London Hospital the bed margin for the whole year is about 16 per cent., whilst in University College it is only a little over 10; so that overcrowding for half a year would be very easily accomplished, and yet it would be very difficult to detect in a mere annual statement of the hospital population. It becomes, therefore, a very important question whether any, and if any how much, of the excessive mortality of these two hospitals, and of others as well where the same custom prevails, may depend upon this overcrowding in winter. To fulfil the requirements of a clinical hospital



is a very commendable purpose, but it should be done with the most careful attention to the interests of the patients concerned.

There is another matter in connexion with the existence of a medical school at a hospital which, though its effects cannot be exhibited by statistics, must present itself to the mind of every thoughtful hospital surgeon, as probably an important cause of mortality. It is almost uniformly the custom for medical students to be in attendance on hospital practice during the time that they are engaged in the dissecting room; and with a singular inaptness, the curriculum is generally so arranged as to place them amongst the very cases—those in the surgical wards—to which they are most likely to do harm by carrying infection. I do not think that the zymads, which must and do cling to the hands of the dissecting-room student, could do much harm to a case of pneumonia; but that they are and must be dangerous to a case of amputation, or of ovariectomy, or to a parturient woman, I think no one will be found bold enough to deny. It seems to me, therefore, that it is desirable on behalf of the hospital patients that a stringent rule should be enforced by central authority, securing that until students have ceased their study of practical anatomy they should not be allowed to attend the surgical practice of any hospital.

In order to obtain anything like an exact estimate of the work done by any particular hospital, there are two elements in the calculations which must be considered, but for which we have as yet no sufficient data.

The first of these, and the less important of the two, is



the proportion of the sexes. In a few hospitals, chiefly small ones, where I have been able to take out the admissions and deaths of the sexes separately, I have found that the admissions of men to those of women stand as 59·2 to 40·8; and that there were 54·46 deaths of males to 45·54 deaths of females; that is, that though more males are admitted than females, the ratio of the female deaths is, to their admissions, higher than that of the males. This is unexpected, but it is in close relation with what is given by the Hospital Committee of the Statistical Society to the effect that the male admissions are to the female admissions as 6 is to 4; whilst the male deaths are to the female deaths as 5 is to 4.

Perhaps of all the factors in the calculation of hospital mortality the most important is that of age, yet it is the one upon which we have the least information. Bearing in mind the enormous disproportion of mortality which occurs during that period of life which corresponds with the ages admitted into Children's Hospitals, it is at first sight almost a matter of surprise that the highest mortality found in these institutions should be 11·421 per cent., and that the average of the years from 1861 to 1870, during which period the returns are fairly complete and trustworthy, should be so low as 6·07 per cent. The only statement which I have been able to obtain of the relative hospital mortality at various ages is one drawn up by the Hospital Committee of the Statistical Society, and which, though not based upon sufficiently extended observations to make it exact, still may, I think, be taken as representing something pretty near the truth. I have added the last two columns in the following table :—



*Hospital mortality at different ages per cent. of the patient population, with ratio between it and the death rate of the population of England at similar ages.*

Age.	Hospital Mortality.		General Mortality.		Ratio.
0- 5	...	18·8	...	6·573	1 to 2·86
5-10	...	8·6	...	·737	1 to 11·66
10-15	...	4·7	...	·582	1 to 8·07
15-20	...	2·7	...	·766	1 to 3·52
20-30	...	4·6	...	·948	1 to 4·85
30-40	...	7·4	...	1·217	1 to 6·08
40-50	...	10·1	...	1·638	1 to 6·166
50-60	...	14·1	...	2·703	1 to 5·216
60-70	...	27·9	...	5·484	1 to 5·087
<hr/>					
Total average	10·88		2·294		1 to 4·742

The Committee also made an attempt to calculate a percentage of mortality for certain diseases at different ages. This would be a most valuable addition to our knowledge if it could be obtained, but at present it is beyond our reach.

The period of life when hospital mortality is lowest is the quinquenniad from 15 to 20, but this does not coincide with the lowest period of the general mortality, which is between 10 and 15. This is probably to be explained by there being a smaller proportion of the hospital population in the first than there is in the second of these two age-periods. Such a difference would also probably explain the difference in the hospital and general mortality in the first quinquenniad of life, as babies and very young children are not usually left in hospitals as patients, so that in that age-



period it is likely that both the actual numbers are less than in the next, and that the diseases which are most mortal amongst young children are not taken to hospitals, both of these factors swelling the external and diminishing the internal mortality. It at once becomes evident how important it would be to obtain for every hospital a mean patient-age, and a mean death-age.

As every human being has to die, the true indication of sanitary advance, of the relative salubrity of various districts, or the success of the practice of medicine, is not to be found in a mere statement of mortality percentage, but in a statement of the mean age of the population and the average age at death. To see this completely it is only necessary to refer to the admirable chapter on the "Effect of the Extinction of any single Disease on the Duration of Life" in the Supplement to the last (35th) Annual Report of the Registrar General. Thus Dr. Farr calculates that if none of our male population died of zymotic diseases, their mean life-term, after birth, would rise from 39.68 to 46.77 years. If phthisis were suppressed, the mean life-term after 35 years of age would be raised by 30.77 years. If we did not suffer from cancer our chances of life at 55 would be 16.25 years longer than at present.

There are other means of testing the results of hospital practice, as by taking groups of cases which are strictly comparable, such as ovariectomies and amputations. The latter has been selected by several writers on this subject, but specially by Simpson. I have been able to collect a large mass of statistical information of this kind, which I have tabulated in the Appendix.



I have collected nearly 7000 amputations, but of these only 4948 can be used for statistical purposes, being those from hospitals in whose reports or returns they are properly classified. By far the larger number of hospitals seem to keep no proper record of the work done in them, and even where it is kept, it is seldom published in the reports in such a form as that it may be used for statistical purposes. The favourite form of table is one which details the serious operations of the year, but gives no information as to their results. In some reports the results are given, but the amputations are not classified under the heads of "accident" and "disease." In others they are classified under headings which do not bear a uniform meaning. Thus, though the word "primary" is always understood to mean an amputation performed on account of injury at a period not removed more than a few hours from the occurrence of the accident, yet the correlative term "secondary" is obviously used in widely different ways. Sometimes it refers to an amputation performed a few days after an accident, sometimes it includes only amputations for disease; and still further confusion is introduced by the employment of a third term, "intermediary." If all amputations were tabulated under the headings "accident" and "disease," their statistical examination would be greatly facilitated; and I need hardly remind my professional brethren that a careful examination of a bulk of figures is still necessary to decide some important points in practice, even in connection with amputation—the most primitive surgical operation we have.

As far as I can see—but the figures which I can bring to bear upon this question are certainly insufficient—no very material difference exists in the results of operations



performed immediately after, and those performed a few days after, the receipt of the injury; so that for our immediate purpose these cases may be classed together. But for the purposes of establishing a rule in practice, it becomes apparent that if it were found to be really the case that these results coincided, secondary amputation for injury could not be considered so favourable as immediate amputation; for it involves the elimination of the worst cases—those for which immediate amputation was deemed necessary. Amputations performed a few days after the injury would therefore form a very fair basis for the comparison of the results of practice in different hospitals, if the returns could be made accurate, and if the numbers were large enough. Neither of these conditions, however, can be at present fulfilled.

I issued a special circular in 1875 for amputation statistics, but I cannot say that my results are commensurate with the amount of labour involved. Neither do I feel at all certain that the accuracy of a certain number of the returns is such as to justify any absolute conclusions. The difficulty of obtaining information of the simplest kind from a number of people, can only be appreciated by those who have tried it. I asked for amputations of limbs, and those only, excluding amputations through the wrist and ankle joint. Yet I got a large number of returns containing almost everything but amputations. From an important hospital a return was sent in which my columns were filled by a most carefully detailed account of thirty-one operations, not one of which was an amputation, but which included cataract, cancer of the lip, and prolapse of the uterus.

A very large number of my returns were, for these and other reasons, useless. In the Appendix I place an analysis



of all the information I obtained from returns and from reports, upon which I could place reliance. Although I think I may fairly say that it forms the most important contribution to amputation statistics which I have yet seen, I do not feel entitled to imagine that it displays the absolute results. And I must say further, that it seems to me a matter of the deepest regret—I would almost urge that it is discreditable—that the absolute value of an operation so ancient and so frequently performed as limb amputation should be still incapable of demonstration.

In dealing with amputations, it becomes at once evident—and a glance at my summary (Table A) will establish this—that they must be divided into two great classes, according to whether the reason of the operation is an accident or a disease; because the total mortality in the former case stands to the same in the latter as 32·8 is to 22·22.

All amputations for accident are fatal once in 3·05 times, whilst all amputations for disease are fatal once in 4·5 times; and it certainly is remarkable that the numbers dealt with in the two cases are nearly equal, the accident amputations having only a fractional excess; and the largeness of the numbers employed are sufficient, I think, to remove this from the chapter of mere coincidences.

Besides this initial division, it becomes evident that the operations must be classified according to the limb affected. Amputations through the femur are found to be by far the most serious; and if the limb is wholly removed at the hip joint, recovery is so exceptional that I have uniformly eliminated this amputation. The same remark applies to double primary amputations, for the recoveries are so few, and the deaths so numerous, that to include them in the returns would be greatly to injure the argument. For the



TABLE A.—Summary of 4948 Amputations.

	ACCIDENT.						DISEASE.						TOTAL.				
	Thigh.		Leg.		Arm.		Forearm.		Thigh.		Leg.		Arm.		Forearm.		
	R.	D.	R.	D.	R.	D.	R.	D.	R.	D.	R.	D.	R.	D.	R.	D.	
Hospitals under 20 beds . . .	15	12	52	16	34	7	17	1	26	8	18	1	2	8	0	188	47
		44'44		23'52		17'09		5'88		23'29		5'5		11'11		20'	
20 to 99 beds .	44	28	76	30	65	10	54	1	65	24	53	9	1	15	1	402	104
		38'9		28'3		13'33		1'88		27'		14'53		3'22		20'57	
100 to 199 beds .	54	44	94	51	103	26	76	5	153	51	124	16	6	35	5	692	204
		44'9		35'17		20'16		6'17		2'5		11'42		10'1		22'77	
200 beds and over	238	223	282	207	311	134	198	39	687	274	337	87	31	124	17	2299	1012
		48'37		42'37		30'12		16'47		28'56		20'53		20'2		30'58	
Total . .	351	307	504	304	513	177	345	46	931	357	532	113	40	182	23	3581	1367
		46'66		37'62		25'64		11'76		27'7		17'54		15'2		27'68	

Total Mortality after Amputation for Accident, 32·8 per cent.

Total Mortality after Amputation for Accident, 32'8 per cent.  
 " " " Disease, 22'22 "

TABLE B.—General Statement of Amputations in the Four Groups of Hospitals.

	ACCIDENT.				DISEASE.				TOTAL.		
	R.	D.	Total.	Mortality per cent.	R.	D.	Total.	Mortality per cent.	R.	D.	Mortality per cent.
Hosp. under 20 beds	118	36	154	23'4	70	11	81	13'58	188	47	20'0
20—99 beds .	239	69	308	22'42	163	35	198	17'7	402	104	20'57
100—199 "	327	126	453	27'7	365	78	443	17'6	692	204	22'77
200 and over .	1029	603	1632	37'	1270	409	1679	24'4	2299	1012	30'58
Total . . .			2547	32'8			2401	22'22	3581	1367	27'68



TABLE C.—Relative Amputation Work of Eight Large Hospitals.

	ACCIDENT.			DISEASE.			TOTAL.	
	Annual Number.	Mortality per cent.		Annual Number.	Mortality per cent.		Annual Number.	Mortality per cent.
Glasgow Roy. Inf. .	40	40		24.4	16.31		64.4	30.77
Leeds . . . . .	34.5	20.28		23.5	17.		58	19
Guy's . . . . .	26	46.4		31.	28.67		57	36.76
St. Bartholomew's .	13	30.3		23	25.		36	26.7
London Hospital . .	13.3	52.6		8	56.5		31.3	54.7
Birmingham Gen. . .	16	35.02		15	20.16		31	34.49
St. George's . . . .	6	54.17		15.5	34.7		21.5	40
St. Thomas's . . . .	9.6	44.8		7.3	28.8		17	37.87

TABLE D.—General Comparison of Three Large Hospitals, and the Mean of Three Small District Hospitals.

AMPUTATIONS.												
ACCIDENT.					DISEASE.					TOTAL.		
Mean Residence.	Mort. per cent. of all Patients.	Annual Number.	Mortality per cent.				Annual Number.	Mortality per cent.				Mort. of all Amputations.
			Thigh.	Leg.	Arm.	Fore-arm.	Total.	Thigh.	Leg.	Arm.	Fore-arm.	Total.
Leeds . . . . .	25.62	34.5	32.36	20.75	12.5	7.9	20.28	23.5	11.76	11.11	17	19
Birmingham Gen. .	27.8	16.	50	42.33	25.64	20.49	35.02	15	19.6	16.6	16.6	34.49
St. Thomas's . . . .	36.35	9.6	59.17	47.05	44.44	15.38	44.8	7.3	16.6	22.22	28.8	37.87
Mean of Walsall, Dudley, and West Bromwich District Hosps.	27.6	12	26.66	26.3	11.77		19.3	5.3	11.11		12.	17.



converse reason, amputations through the wrist and ankle joint are not taken into account, though Mr. Callender seems to think they should be.

Glancing at the general results, it certainly is somewhat disappointing to find that of *all* the amputations performed in hospitals, more than *one in every four dies*; and that even of *all* the amputations for disease, the results are not so good as to secure the recovery of four out of five! Knowing what has been done for ovariotomy, which surely must be regarded as quite as serious an operation as any form or kind of amputation, it is not, I think, too much to believe that the amputation mortality displayed in my tables might be and ought to be greatly reduced.

Of all the amputations, that from which the least definite conclusions can be drawn by a comparison of the death rate, is certainly primary amputation of the thigh. Here the shock and mutilation are so great, and the chances of other injuries so constantly present, that the figures possess no remarkable value. Still it must be noticed that the death rate in this amputation is higher in the hospitals having more than 200 beds than it is in any of the other classes; and there can be but little doubt that if a patient should recover from the immediate effects of this operation, he is more open to hospital influences of a septic character than if he had had any of the other amputations performed.

In primary amputation of the leg the conditions for contrast are far more decisive, and the numbers employed in each of the four hospital groups are sufficiently large to be statistically valuable. The operation is an extremely serious one, and in the large hospitals it is almost as fatal as amputation of the thigh, but in the small hospitals it has very little more than half of that mortality. Besides, there



is a continuously rising death rate in the four groups, which is as suggestive as anything well can be, that Simpson was right when he said that amputations were fatal in a direct ratio to the size of the hospital in which they are performed. I have already said that I do not believe that this is a question of mere size; but I do believe it is due to causes inherent to increase in size, and which would be best removed, and might in the future be wholly prevented, by diminishing the number of patients treated in the large hospitals.

In primary amputation of the arm the mortality in the large hospitals is nearly double that of the other three groups when united, but it is perhaps in the removal of the forearm for accident that the result of hospital influence is most visible. In hospitals having less than 200 beds, 147 of these amputations were performed with only 7 deaths, or less than 5 per cent.; whilst in the large hospitals, of 198 operations 39 died, or 16·47 per cent.: an enormous and wholly inexcusable increment. If we are told that this may be explained by a more serious character in the cases, or a worse condition of the patients treated in the large hospitals, we may fairly demand some very substantial proof of a statement intrinsically so improbable.

Amputation of the thigh for disease is an operation which has a mortality singularly free from fluctuation; but even here the large hospitals have the worst of it. Whether the mortality from this operation might not be greatly reduced in hospitals of all sizes, is a question which hospital managers might well ask themselves. At any rate, in this operation the evil effects of hospital influences are not decidedly manifested. In amputations of the leg, arm, and



forearm, however, it becomes apparent that increase in size of the hospital means a diminution of the chances of the patients' recovery. And I must once more urge that it lies with the hospital authorities to show that this is inevitable.

In Mr. Callender's paper on Amputation Statistics, in the fifth volume of St. Bartholomew's Hospital Reports, an attempt is made to show that hospital amputations are not so bad as was represented by Simpson. The figures used, however, are not satisfactory; for, in the first place, the numbers used in the construction of the most important tables of the *sortes* are not large enough to be statistically valuable; and in the second place, Mr. Callender uses his figures with a fallacy something like an undistributed middle term. In fact, he does not use them in the same way all through his argument, so that, even if it were sound in other respects, which it is not, it would be unsound in this. I have used my figures so far in a constant form; but even if I diverged, and used Mr. Callender's method of lumping all my amputations together, without reference to the limbs affected, the numbers of each particular amputation, or as to whether the amputations were for accident or disease, I should be able to display a marked advantage for small hospitals over large ones, and a death rate constantly increasing in proportion to the size of the hospital. The summary in Table B shows this clearly, and the margin of increase in the mortality is far too great to be entirely without value.

But still another inquiry must be made into the comparative amounts of amputation work done in various hospitals, because we have been constantly told that one



of the chief reasons for high hospital mortality is to be found in the accidents treated in certain institutions. If this were true we should certainly find the highest amputation mortality coincident with the largest annual number of amputations performed. We also find it constantly hinted that the primary surgery in the London hospitals is larger in amount and more serious in character than in the provincial hospitals. To display the inaccuracy of such ideas I have constructed a table from the amputation statistics of eight hospitals from the fourth group. These are selected because they are the only institutions whose returns are available for comparison (Table C).

Now it becomes apparent that there are at least two provincial hospitals in which more, and probably more serious, primary surgery is met with than there is in any London hospital. Indeed, with the exception of Guy's, no London hospital seems to have many primary amputations performed within its walls; and in that particular hospital, which is now supposed to be the most important and the best, because it is the newest, St. Thomas's, there are 9·6 primary amputations of all kinds performed every year, as against 34·5 performed in the Leeds Infirmary.

The construction of this Table led me to another (D), which is the last with which I shall trouble my readers on this subject, but I think it is really the most important.

I have selected the three large hospitals for a detailed comparison, because they are all representative institutions, and because of all those from which I procured complete information, they seemed best suited for contrast. The Leeds Infirmary is a new hospital, constructed and managed upon what I believe to be, with some few exceptions, into



which I need not now enter, the best possible principles. It is the chief hospital of a large consulting area, including a large manufacturing population. As I have already said, this new building seems to have exercised a most beneficial influence upon the hospital mortality of Leeds. That the amputation mortality has been similarly affected, I do not know, but who can doubt it?

The General Hospital of Birmingham is, on the contrary, an old building, in the main. Most of its wards have low roofs, and have always seemed to me overcrowded, and its intrinsic sanitary conditions are very inferior to those of the Leeds Infirmary. It was with surprise, therefore, I must confess, that I found that its general death rate was only 1.29 per cent. higher than that at Leeds, and that its patients resided within its walls only 2.18 days longer than did the patients at Leeds in their splendid new building. But in the amputation death rates of the two hospitals the advantages of the better sanitary arrangements at Leeds becomes at once apparent. The number of primary amputations at Leeds is more than double that at the Birmingham General Hospital, yet their mortality is little more than half; and in the instances of the leg, arm, and forearm, it is considerably less than half. The only case in which Leeds has the higher mortality is in amputations of the thigh for disease, and the difference there is only fractional. The floor space allowed in the two hospitals for each patient is about equal, but the cubic space is nearly 45 per cent. higher at Leeds than it is at Birmingham. The difference in the amputation mortality of these two hospitals is very striking, and is very suggestive of the high value which, in some instances at least, must



be placed on differences in the general mortality, which at first sight seem trifling.\*

By the courtesy of the Managing Board of the General Hospital at Birmingham, I was enabled to take out their statistics myself, so that I know they can be subject to only very slight correction, chiefly due to a very small number of amputations whose results were not recorded. In looking over the operation books, it became quite evident that during the last four or five years the number of primary amputations—indeed, of operations generally—has very much diminished, and this fact finds a very ready explanation in the establishment of a number of small district hospitals—chiefly those of Walsall, Dudley, and West Bromwich. The last line of Table D is formed by a mean calculated from the returns of these three hospitals, save that the item of residence is estimated and not actual, the Dudley Hospital not having made a return for residence. It will at once be seen, and I hold it to be proved incontestibly, that a marked saving of life has been effected by the transfer of the amputation cases from the large to the small hospitals. In the case of primary amputations, part of this may be due to the fact that the cases are not removed to a distance to be treated, though it must be remembered that this argument cuts both ways, for the

---

\* The superiority of the results obtained at the Leeds Infirmary over those at the other two large hospitals is again shown by comparing their ovariotomies. The numbers are not large enough to give them absolute value, but they strongly support my general conclusions :—

	Cases.	Deaths.	Mortality.
Leeds Infirmary . . . . .	59	30	50·86
Birmingham General . . . . .	13	9	69·44
St. Thomas's . . . . .	27	17	62·88

The effects of hospitalism in this operation are sufficiently startling.



worst cases are eliminated by the removal, either dying on the journey or being so bad when admitted that no operation is attempted. A marked improvement is, moreover, evident in the general death rate and in the amputations for disease, so that it is highly probable that an immense gain would accrue if the General Hospital of Birmingham were either rebuilt, as the Leeds Infirmary has been, on a better plan and on a better site, or, better still, if it were to be broken up into three or four smaller hospitals.

As to the results displayed by the returns from St. Thomas's Hospital, unless they can be satisfactorily explained as being due to some inevitable and irremovable conditions, I must say that I have grave doubts about the advantages gained by the populace of London from the palatial edifice on the Albert Embankment.

The whole of my statistics tend to prove that after the number of beds in a hospital exceeds 100, the risks to life become so much increased that it is questionable whether any hospital should be of larger size than this. If circumstances make it necessary that the hospital should be larger, most undoubtedly special arrangements and precautions should be taken to obviate the extra risk which is involved.

But whatever objections may be urged against the deductions I have advanced, based on an examination of amputation mortality, they cannot be held for a moment when we consider what can be said of another operation of much more modern date.

It is no part of my business here to enter into the history of ovariectomy, though none of the records of surgery are more interesting; but one phase of its history is of especial importance for this inquiry. When we look



back on the long and bitter discussion which preceded the establishment of ovariectomy as a legitimate surgical operation, and when we examine the two parties in it, we must be struck by the fact that the opponents who spoke most weightily against it were surgeons who were attached to large hospitals, who had tried the operation there, and who had failed in securing any reasonable amount of success. On the other hand, the men who argued for the operation, who had tried it and succeeded, were practitioners like Henry Walne and others, who performed the operation in private houses or in small hospitals. It may be said that the establishment of ovariectomy is mainly due to the success of two men, and both of these men did their work in small hospitals; the late Mr. Baker Brown, in the small hospital known as the London Surgical Home, which he established for the purpose, and Mr. Spencer Wells, in the Samaritan Hospital.

In an operation like this, there can be no doubt that special experience in its details must greatly contribute to its success. It is an operation far more full of risks than any other surgical proceeding, and one where inattention to the smallest details may therefore have the most disastrous results. The enormous experience, amounting to more than eight hundred cases, which Mr. Spencer Wells has had, must now contribute largely to his success. But there is an element of much greater—indeed, of overwhelming—importance, which directs the results of this operation, and which points to a conclusion for all other operations in a perfectly irresistible way.

It must be borne in mind that in the great majority of the women submitted to ovariectomy, the operation must be regarded as analogous to a primary amputation. They are



going about, eating, sleeping, and possessing ordinarily good health. They are placed on the operating table, and then submitted to an operation which, even under an anæsthetic, often produces such shock as to send their general temperature down as much as four degrees.

But whether they are in such a condition as that the operation may or may not be regarded as primary, before it is done they are all—with a few exceptions to which no allusion may be made here—in so much the same condition, that one hundred cases will present almost exactly the same risks as another hundred, provided the surrounding conditions of the two sets are alike. If the operators are equally careful and attentive, no differences in the intrinsic conditions of the operation will much affect the result; for I have found in my own experience, now somewhat large, what all other experienced operators have also found—that difficult, complicated, and apparently hopeless operations often do well, whilst the simple and easy very often go speedily wrong.

Mr. Spencer Wells performed his first operation in February, 1858, and up till October, 1860, he had performed twelve operations in the small Samaritan Hospital, of which eight recovered. During the same time it is known that at least ten operations were performed in the metropolitan hospitals (*British Medical Journal*, December 1868), with only one recovery, and that, remarkably enough, was performed in the small Metropolitan Free Hospital. During that time Mr. Wells' special experience was no greater than that of the other operators, and it is quite enough to read the list of their names to be convinced that in every case a full amount of care and surgical skill was given to the operation. To what then



may the difference in the results be attributed? The answer is given in the general results obtained from that time to this, and may be summed up in the words—segregation of the patients.

Before entering on this inquiry, I must again reiterate my regrets concerning the state of our hospital statistics. We can only be certain of one thing about the results of ovariectomy in general hospitals—and that is, that we know all the successful cases. But terrible though the list of fatalities is, it is not at all certain that we have a complete account of them.

In a paper by Dr. Skölberg, of Stockholm ("Om Ovariotomi," 1866), the following table of the results of ovariectomy in large London hospitals is given, together with the authorities upon which the statements depend:—

Hospital.	Cases.	Recoveries.	Deaths.	Mortality per cent.
Guy's . . . .	54	33	21	38·8
Middlesex . . .	8	1	7	87·50
King's College . .	7	1	6	85·71
University . . .	5	1	4	80
St. George's . . .	7	2	5	71·43
St. Bartholomew's .	12	4	8	66·67
	—	—	—	—
Total . . . .	93	42	51	54·94

The low mortality at Guy's, Dr. Skölberg explains by the greater precautions taken there, but still the contrast is very unfavourable:—

	Cases.	Recoveries.	Deaths.	Mortality per cent.
Five large Hospitals . . .	39	9	30	76·92
Guy's . . . . .	54	33	21	47·73
Samaritan (up to Feb. 1868)	106	76	30	28·30



I have collected 271 cases of ovariectomy performed in hospitals having more than 100 beds. Of these, 58·1 per cent. have died: a mortality worse than that displayed by Dr. Skölberg's statistics. Mr. Spencer Wells and Dr. Keith have already proved as fully as any fact in statistics can be displayed, that in a small hospital the mortality from this operation should not much exceed 28 per cent., and that in private practice it probably would be less than 20 per cent. These figures have convinced me that this operation should not be performed in a hospital, in the ordinary sense of the term, of any kind whatever; and I think that the most enthusiastic conservative will hardly dare venture to support its performance in large hospitals.

This wonderful difference in favour of the Samaritan is not to be explained entirely by Mr. Wells' special experience, for that does not seem to bring its influence to bear fully on his statistics till between the second and third hundred cases. He gives them as follows:—

	Recoveries.			Deaths.		
First hundred	.	.	66	...	...	34
Second „	.	.	72	...	...	28
Third „	.	.	77	...	...	23
Fourth „	.	.	78	...	...	22

It is of course very likely that a large share of this increasing success is due to an increase in the stringency of the precautions which Mr. Wells took in isolating his patients; but some of it must be due to the wonderful dexterity of manipulation which he has attained.

Taking, however, the same experience as applied to cases in private practice—where, of course, isolation could be made



complete—and to cases in the Samaritan Hospital, where, though it could be carried out very well, but not completely, we find that Mr. Wells has had the following experience (“Diseases of the Ovaries,” 1872):—

	Recoveries.		Died.		Mortality per cent.
Total Hospital cases, 240	. 176	...	64	...	26·66
Total Private cases, 260	. 197	...	63	...	24·23

These two sets of cases are in every way fit for comparison, and the numbers are sufficiently large and equal to eliminate error, and the conclusion is inevitable that even with the very perfect isolation carried out under Mr. Wells’ personal supervision at the Samaritan Hospital, where no infectious cases are admitted at all, and where the number of patients gathered together is small, there is an advantage on the side of complete isolation. In the Samaritan, each ovariectomy case is kept completely isolated in a room by herself during the critical days after the operation, yet the mere proximity of other patients seems to send up the risk nearly two and a half per cent.

This is still better seen when we compare the statistics of another eminent operator, Dr. Keith, of Edinburgh, who rigidly isolates every patient he operates upon, and who has done only one operation in a general hospital, that one having had a fatal result.

Of his first hundred cases only nineteen died, and of his last fifty he has lost only six. Of the first series he says (“Ovariectomy,” Edinburgh, 1870)—“Of the whole number of operations, 70 were treated in the same room. Of these, 60 recovered. Nearly all the worst operations were performed there. The greater number of those who died were poor, worn-out women, who came late in the disease.



The mortality would probably have been much lower if there had been earlier operation in many of them."

That fifty women should have been subjected to such a serious operation as ovariectomy with only six deaths, is a fact unparalleled in the annals of surgery; and contrasted with the same operation performed in large hospitals, with results almost converse, it leads us but to the one conclusion—that to perform ovariectomy in a large hospital is an utterly unjustifiable proceeding; and I am almost even prepared to denounce its performance in a hospital where any other kinds of cases are admitted. My own experience shows a difference of 10 per cent. in the mortality of cases performed in private, and those in a hospital with only seven beds.

From this special operation to operations in general it is not a difficult task to argue. There can be no doubt that in ovariectomy there are two conditions which render the effects very evident—the primary nature of the operation, and the opening of the large lymph sac of the peritoneum. But the statistics of primary amputations, already considered, show markedly that they also suffer from association with patients, and that they are benefited by isolation.

There can be no doubt, also, that conditions which influence operations where the peritoneum is opened, cannot be entirely absent in any operation where an abrasion of tissue is made. This is proved beyond a doubt by the disastrous records of such a state of matters as Miss Nightingale disclosed at Scutari Hospital in the early part of the Crimean campaign, when wounds of all kinds took on a gangrenous action. This gangrene used to be common in our civil hospitals, and is too frequent even now, and



goes by the name of "hospital gangrene." It may affect wounds of the most trifling nature. No reasonable person now doubts that it was and is due to bad sanitary arrangements; and it is a very legitimate conclusion that the same influence will do harm to an extent perceptible only in general results and not in local indications, where its originating causes have been modified but not removed. That is, it is certain that a badly constructed or badly managed hospital will give bad results, even when it is not sufficiently unhealthy to be constantly exciting "hospital gangrene" and "hospital fever;" and from the facts of ovariectomy it is equally certain that the nearer a hospital approaches the conditions of an isolated private dwelling in its construction and in the relations of its inhabitants, the better will its results be.

In conclusion, I can only reiterate the opinions of Miss Florence Nightingale and Mr. Cadge, that it would be infinitely better to leave the sick and hurt in their own homes than to place them in buildings where they are exposed to the risks apparent in the returns of certain hospitals.

The whole question is of such great importance that I trust an exhaustive examination of it will be made by a competent and duly authorised body.



## APPENDIX.



















## OVARIOTOMIES.

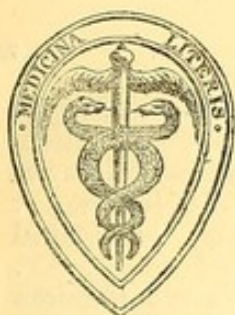
No. of Hospital.				Cases.		Deaths.
1	.	.	.	38	...	24
2	.	.	.	93	...	50
4	.	.	.	27	...	17
5	.	.	.	27	...	17
7	.	.	.	10	...	7
8	.	.	.	59	...	30
14	.	.	.	13	...	9
21	.	.	.	2	...	2
24	.	.	.	2	...	1
				<hr/>		<hr/>
				271		157

THE END.

LONDON:

SAVILL, EDWARDS AND CO., PRINTERS, CHANDOS STREET,  
COVENT GARDEN.





*London, New Burlington Street.  
April, 1877.*

SELECTION

FROM

MESSRS J. & A. CHURCHILL'S

General Catalogue

COMPRISING

ALL RECENT WORKS PUBLISHED BY THEM

ON THE

ART AND SCIENCE

OF

M E D I C I N E



# INDEX

	PAGE		PAGE
Acton on the Reproductive Organs . . . . .	8	De Valcourt on Cannes . . . . .	15
Adams (W.) on Clubfoot . . . . .	6	Dobell's Lectures on Winter Cough . . . . .	14
— (R.) on Rheumatic Gout . . . . .	18	— First Stage of Consumption . . . . .	14
Allen on Aural Catarrh . . . . .	6	Domville's Manual for Hospital Nurses . . . . .	14
Allingham on Diseases of Rectum . . . . .	8	Druitt's Surgeon's Vade-Mecum . . . . .	4
Anatomical Remembrancer . . . . .	11	Dunglison's Dictionary of Medical Science . . . . .	22
Anderson (McC.) on Eczema . . . . .	19	Ellis's Manual of Diseases of Children . . . . .	12
— (McC.) on Parasitic Affections . . . . .	19	Fayrer's Observations in India . . . . .	4
— (A. F.) Photographs of Leprosy . . . . .	20	Fergusson's Practical Surgery . . . . .	4
Arnott on Cancer . . . . .	18	Fenwick's Guide to Medical Diagnosis . . . . .	11
Aveling's English Midwives . . . . .	14	— on the Stomach, &c. . . . .	17
Balfour's Diseases of the Heart . . . . .	15	Flint on Phthisis . . . . .	15
Barclay's Medical Diagnosis . . . . .	11	— on Percussion and Auscultation . . . . .	15
Barker's Puerperal Diseases . . . . .	12	Flower's Nerves of the Human Body . . . . .	10
Barnes' Obstetric Operations . . . . .	13	Foster's Clinical Medicine . . . . .	11
— Diseases of Women . . . . .	13	Fox (T.) Atlas of Skin Diseases . . . . .	19
Basham on Renal Diseases . . . . .	8	Fox and Farquhar's Skin Diseases of India . . . . .	20
— on Diseases of the Kidneys . . . . .	8	Frey's Histology and Histo-Chemistry of Man . . . . .	9
Beale on Kidney Diseases . . . . .	8	Gamgee on Fractures of the Limbs . . . . .	6
— on Disease Germs . . . . .	23	Gant on the Science and Practice of Surgery . . . . .	4
Bellamy's Guide to Surgical Anatomy . . . . .	10	— on Diseases of the Bladder . . . . .	8
Bennet's Winter and Spring on the Mediterranean . . . . .	16	Gaskoin on Psoriasis or Leprosy . . . . .	19
— Pulmonary Consumption . . . . .	16	Glenn on the Laws affecting Medical Men . . . . .	20
— Nutrition . . . . .	17	Gordon on Fractures . . . . .	5
Bennett (J. R.) on Cancerous and other Intrathoracic Growths . . . . .	18	Habershon on Diseases of the Liver . . . . .	17
Black on the Urinary Organs . . . . .	8	— on Diseases of the Stomach . . . . .	17
— on Bright's Disease . . . . .	8	— on the Pneumogastric Nerve . . . . .	17
Braune's Topographical Anatomy . . . . .	11	Hancock's Surgery of Foot and Ankle . . . . .	6
Brodhurst's Orthopædic Surgery . . . . .	6	Harris on Lithotomy . . . . .	7
Bryant's Practice of Surgery . . . . .	4	Hayden on the Heart . . . . .	15
Buchanan's Circulation of the Blood . . . . .	10	Heath's Minor Surgery and Bandaging . . . . .	5
Bucknill and Tuke's Psychological Medicine . . . . .	21	— Diseases and Injuries of the Jaws . . . . .	5
Buzzard on Syphilitic Nervous Affections . . . . .	9	— Operative Surgery . . . . .	5
Carpenter's Human Physiology . . . . .	9	— Practical Anatomy . . . . .	11
Carter on Mycetoma . . . . .	19	Holden's Landmarks . . . . .	10
Cauty on Diseases of the Skin . . . . .	20	Holt on Stricture of the Urethra . . . . .	7
Chapman on Neuralgia . . . . .	18	Holthouse on Hernial and other Tumours . . . . .	7
Clark's Outlines of Surgery . . . . .	4	Hood on Gout, Rheumatism, &c. . . . .	18
— Surgical Diagnosis . . . . .	5	Hooper's Physician's Vade-Mecum . . . . .	11
Clay's Obstetric Surgery . . . . .	13	Horton's Diseases of Tropical Climates . . . . .	16
Cobbold on Worms . . . . .	20	Hutchinson's Clinical Surgery . . . . .	5
Coles' Dental Mechanics . . . . .	23	Huth's Marriage of Near Kin . . . . .	10
Cooper's Surgical Dictionary . . . . .	4	Jones (C. H.) and Sieveking's Pathological Anatomy . . . . .	10
Cormack's Clinical Studies . . . . .	12	— (C. H.) on Functional Nervous Disorders . . . . .	17
Coulson on Syphilis . . . . .	9	— (Wharton) Ophthalmic Medicine and Surgery . . . . .	23
— on Stone in the Bladder . . . . .	9	Jordan's Treatment of Surgical Inflammations . . . . .	6
Cullingworth's Nurse's Companion . . . . .	14	— Surgical Inquiries . . . . .	6
Curling's Diseases of the Rectum . . . . .	7		
Dalby on the Ear . . . . .	6		
Dalton's Human Physiology . . . . .	9		
Day on Children's Diseases . . . . .	12		
Day on Headaches . . . . .	17		
De Morgan on the Origin of Cancer . . . . .	18		



	PAGE		PAGE
Kennion's Springs of Harrogate . . .	16	Squire's Temperature Observations . .	18
Lawson on Sciatica, &c. . . . .	18	Steiner's Diseases of Children . . .	12
Lee (H.) Practical Pathology . . . .	8	Stowe's Toxicological Chart . . . .	20
— on Syphilis . . . . .	8	Swain's Surgical Emergencies . . .	5
Leared on Imperfect Digestion . . .	17	Swayne's Obstetric Aphorisms . . .	13
Liebreich's Atlas of Ophthalmoscopy .	22	Taft's Operative Dentistry . . . .	23
Living on Megrim, &c. . . . .	17	Taylor's Principles of Medical Juris-	
Macdonald's Examination of Water . .	21	prudence . . . . .	20
Mackenzie on Growths in the Larynx .	15	— Manual of Medical Juris-	
Macnamara on Diseases of the Eye . .	22	prudence . . . . .	20
Madden's Health Resorts . . . . .	16	— Poisons in relation to Medical	
Marsden on certain Forms of Cancer .	19	Jurisprudence . . . . .	20
Maunder's Operative Surgery . . . .	4	Thompson on Stricture of Urethra . .	7
— Surgery of Arteries . . . . .	4	— on Practical Lithotomy	
Mayne's Medical Vocabulary . . . .	22	and Lithotripsy . . . . .	7
Meryon's System of Nerves . . . . .	18	— on Diseases of the Urinary	
Moore's Family Medicine for India . .	16	Organs . . . . .	7
Parkes' Manual of Practical Hygiene .	21	— on Diseases of the Prostate . . .	7
Parkin's Epidemiology . . . . .	23	— on Calculous Disease . . . . .	7
Pavy on Food and Dietetics . . . . .	17	Thornton on Tracheotomy . . . . .	15
Phillips' Materia Medica and Thera-		Thorowgood on Asthma . . . . .	14
peutics . . . . .	11	— on Materia Medica . . . . .	12
Pirrie's Principles and Practice of		Tibbits' Medical Electricity . . . .	21
Surgery . . . . .	4	Tilt's Uterine Therapeutics . . . .	13
Ramsbotham's Obstetric Medicine		— Change of Life . . . . .	13
and Surgery . . . . .	13	— Health in India . . . . .	16
Reynolds' Uses of Electricity . . . .	22	Tomes' (C. S.) Dental Anatomy . . .	23
Roberts' Practice of Midwifery . . .	13	— (J. and C. S.) Dental Surgery . .	23
Routh's Infant Feeding . . . . .	12	Tufnell's Internal Aneurism . . . .	7
Roy's Burdwan Fever . . . . .	16	Tuke on the Influence of the Mind	
Royle and Harley's Materia Medica .	12	upon the Body . . . . .	21
Rutherford's Practical Histology . .	10	Van Buren on Diseases of the Genito-	
Sabben and Browne's Handbook of		Urinary Organs . . . . .	9
Law and Lunacy . . . . .	21	Veitch's Handbook for Nurses . . .	14
Salt on Deformities . . . . .	6	Virchow's Post-mortem Examinations	10
— Medico-Electric Apparatus . . .	22	Wagstaffe's Human Osteology . . .	10
Sanderson's Physiological Handbook . .	9	Walker on Egypt . . . . .	16
Sansom's Diseases of the Heart . . .	15	Walton's Diseases of the Eye . . . .	23
Savage on the Female Pelvic Organs . .	5	Ward on Affections of the Liver . .	17
Savory's Domestic Medicine . . . .	14	Waring's Practical Therapeutics . .	12
Sayre's Orthopædic Surgery . . . . .	6	— Bazaar Medicines of India . . .	16
Schroeder's Manual of Midwifery . . .	13	Waters on Diseases of the Chest . . .	14
Semple on the Heart . . . . .	15	Wells (Soelberg) on Diseases of the	
Sewill's Dental Anatomy . . . . .	23	Eye . . . . .	22
Shapter's Diseases of the Heart . . .	15	— Long, Short, and Weak Sight . .	22
Shaw's Medical Remembrancer . . . .	11	— (Spencer) on Diseases of the	
Sheppard on Madness . . . . .	21	Ovaries . . . . .	13
Sibson's Medical Anatomy . . . . .	11	Wife's Domain . . . . .	14
Sieveking's Medical Adviser in Life		Wilks' Pathological Anatomy . . . .	10
Assurance . . . . .	21	Wilson (E.) Anatomist's Vade-	
Smith (H.) on the Surgery of the		Mecum . . . . .	11
Rectum . . . . .	8	— on Diseases of the Skin . . . .	19
Smith (E.) on Wasting Diseases of		— Lectures on Ekzema . . . . .	19
Children . . . . .	12	— Lectures on Dermatology . . . .	19
— Clinical Studies . . . . .	12	— (G.) Handbook of Hygiene . . .	21
Smith (W. R.) on Nursing . . . . .	14	Winslow's Obscure Diseases of the	
Smith's Dental Anatomy . . . . .	23	Brain and Mind . . . . .	21



**THE PRACTICE OF SURGERY :**

a Manual by THOMAS BRYANT, F.R.C.S., Surgeon to Guy's Hospital.  
Second Edition, 2 vols., crown 8vo, with 559 Engravings, 25s. [1876]

**THE PRINCIPLES AND PRACTICE OF SURGERY,**

by WILLIAM PIRRIE, F.R.S.E., Professor of Surgery in the University  
of Aberdeen. Third Edition, 8vo, with 490 Engravings, 28s. [1873]

**A SYSTEM OF PRACTICAL SURGERY,**

by Sir WILLIAM FERGUSSON, Bart., F.R.C.S., F.R.S. Fifth Edition,  
8vo, with 463 Engravings, 21s. [1870]

**OPERATIVE SURGERY,**

by C. F. MAUNDER, F.R.C.S., Surgeon to the London Hospital, for-  
merly Demonstrator of Anatomy at Guy's Hospital. Second Edition,  
post 8vo, with 164 Engravings, 6s. [1872]

BY THE SAME AUTHOR.

**SURGERY OF THE ARTERIES :**

Lettsomian Lectures for 1875, on Aneurisms, Wounds, Hæmorrhages,  
&c. Post 8vo, with 18 Engravings, 5s. [1875]

**THE SURGEON'S VADE-MECUM,**

by ROBERT DRUITT. Tenth Edition, fcap. 8vo, with numerous En-  
gravings, 12s. 6d. [1870]

**THE SCIENCE AND PRACTICE OF SURGERY :**

a complete System and Textbook by F. J. GANT, F.R.C.S., Senior Sur-  
geon to the Royal Free Hospital. 8vo, with 470 Engravings, 24s. [1871]

**OUTLINES OF SURGERY AND SURGICAL PATHOLOGY,**

including the Diagnosis and Treatment of Obscure and Urgent  
Cases, and the Surgical Anatomy of some Important Structures and  
Regions, by F. LE GROS CLARK, F.R.S., Consulting Surgeon to St.  
Thomas's Hospital. Second Edition, Revised and Expanded by the  
Author, assisted by W. W. WAGSTAFFE, F.R.C.S., Assistant-Surgeon  
to, and Lecturer on Anatomy at, St. Thomas's Hospital. 8vo, 10s. 6d.  
[1872]

**CLINICAL AND PATHOLOGICAL OBSERVATIONS IN INDIA,**

by Sir J. FAYRER, K.C.S.I., M.D., F.R.C.P. Lond., F.R.S.E., Honorary  
Physician to the Queen. 8vo, with Engravings, 20s. [1873]

**DICTIONARY OF PRACTICAL SURGERY**

and Encyclopædia of Surgical Science, by SAMUEL COOPER. New  
Edition, brought down to the present Time by SAMUEL A. LANE,  
Consulting Surgeon to St. Mary's and to the Lock Hospitals; assisted  
by various Eminent Surgeons. 2 vols. 8vo, 50s. [1861 and 1872]



**SURGICAL EMERGENCIES**

together with the Emergencies attendant on Parturition and the Treatment of Poisoning: a Manual for the use of General Practitioners, by WILLIAM P. SWAIN, F.R.C.S., Surgeon to the Royal Albert Hospital, Devonport. Second Edition, post 8vo, with 104 Engravings, 6s. 6d. [1876]

**ILLUSTRATIONS OF CLINICAL SURGERY,**

consisting of Coloured Plates, Photographs, Woodcuts, Diagrams, &c., illustrating Surgical Diseases, Symptoms and Accidents; also Operations and other methods of Treatment. By JONATHAN HUTCHINSON, F.R.C.S., Senior Surgeon to the London Hospital. In Quarterly Fasciculi. Fasc. I to VII already issued. 6s. 6d. each. [1876-7]

**PRINCIPLES OF SURGICAL DIAGNOSIS**

especially in Relation to Shock and Visceral Lesions, Lectures delivered at the Royal College of Surgeons by F. LE GROS CLARK, F.R.C.S., Consulting Surgeon to St. Thomas's Hospital. 8vo, 10s. 6d. [1870]

**FRACTURES OF THE LOWER END OF THE RADIUS,**

Fractures of the Clavicle, and on the Reduction of the Recent Inward Dislocations of the Shoulder Joint. By ALEXANDER GORDON, M.D., Professor of Surgery in Queen's College, Belfast. With Engravings, 8vo, 5s. [1875]

**MINOR SURGERY AND BANDAGING:**

a Manual for the Use of House-Surgeons, Dressers, and Junior Practitioners, by CHRISTOPHER HEATH, F.R.C.S., Surgeon to University College Hospital. Fifth Edition, fcap 8vo, with 86 Engravings, 5s. 6d. [1875]

BY THE SAME AUTHOR,

**INJURIES AND DISEASES OF THE JAWS:**

JACKSONIAN PRIZE ESSAY. Second Edition, 8vo, with 164 Engravings, 12s. [1872]

BY THE SAME AUTHOR.

**A COURSE OF OPERATIVE SURGERY:**

with Plates drawn from Nature by M. LÉVEILLÉ, and coloured by hand under his direction. In Five Parts, each to contain 4 Plates. Large 8vo. 7s. 6d. each Part. [1876-7]

**THE FEMALE PELVIC ORGANS,**

their Surgery, Surgical Pathology, and Surgical Anatomy, in a Series of Coloured Plates taken from Nature: with Commentaries, Notes, and Cases, by HENRY SAVAGE, M.D. Lond., F.R.C.S., Consulting Officer of the Samaritan Free Hospital. Third Edition, 4to, £1 15s. [1875]



**FRACTURES OF THE LIMBS**

and their Treatment, by J. SAMPSON GAMGEE, Surgeon to the Queen's Hospital, Birmingham. 8vo, with Plates, 10s. 6d. [1871]

**DISEASES AND INJURIES OF THE EAR,**

by W. B. DALBY, F.R.C.S., M.B., Aural Surgeon and Lecturer on Aural Surgery at St. George's Hospital. Crown 8vo, with 21 Engravings, 6s. 6d. [1873]

**AURAL CATARRH;**

or, the Commonest Forms of Deafness, and their Cure, by PETER ALLEN, M.D., F.R.C.S.E., late Aural Surgeon to St. Mary's Hospital. Second Edition, crown 8vo, with Engravings, 8s. 6d. [1874]

**CLUBFOOT :**

its Causes, Pathology, and Treatment; being the Jacksonian Prize Essay by WM. ADAMS, F.R.C.S., Surgeon to the Great Northern Hospital. Second Edition, 8vo, with 106 Engravings and 6 Lithographic Plates, 15s. [1873]

**ORTHOPÆDIC SURGERY :**

Lectures delivered at St. George's Hospital, by BERNARD E. BRODHURST, F.R.C.S., Surgeon to the Royal Orthopædic Hospital. Second Edition, 8vo, with Engravings, 12s. 6d. [1876]

**OPERATIVE SURGERY OF THE FOOT AND ANKLE,**

by HENRY HANCOCK, F.R.C.S., Consulting Surgeon to Charing Cross Hospital. 8vo, with Engravings, 15s. [1873]

**ORTHOPÆDIC SURGERY :**

and Diseases of the Joints. Lectures by LEWIS A. SAYRE, M.D., Professor of Orthopædic Surgery, Fractures and Dislocations, and Clinical Surgery, in Bellevue Hospital Medical College, New York. With 274 Wood Engravings, 8vo, 20s. [1876]

**DEFORMITIES AND DEBILITIES**

of the Lower Extremities and the Mechanical Treatment Employed in the Promotion of their Cure. Illustrated by Coloured Drawings of the Muscles and Tendons of the Leg and Foot, Lithographs of Cases, and numerous Engravings of the most approved Mechanism employed. By T. P. SALT, Anatomical and Orthopædic Mechanician to H.R.H. the Prince of Wales. 8vo, 15s. [1866]

**THE TREATMENT OF SURGICAL INFLAMMATIONS**

by a New Method, which greatly shortens their Duration, by FURNEAUX JORDAN, F.R.C.S., Professor of Surgery in Queen's College, Birmingham. 8vo, with Plates, 7s. 6d. [1870]

BY THE SAME AUTHOR,

**SURGICAL INQUIRIES.**

With numerous Lithographic Plates. 8vo, 5s. [1873]



**INTERNAL ANEURISM :**

Its Successful Treatment by Consolidation of the Contents of the Sac.  
By T. JOLIFFE TUFNELL, F.R.C.S.I., President of the Royal College  
of Surgeons in Ireland. With Coloured Plates. Second Edition,  
royal 8vo, 5s. [1875]

**HERNIAL AND OTHER TUMOURS**

of the Groin and its Neighbourhood, with some Practical Remarks on  
the Radical Cure of Ruptures, by C. HOLTHOUSE, F.R.C.S., Surgeon to  
the Westminster Hospital. 8vo, 6s. 6d. [1870]

**DISEASES OF THE RECTUM,**

by THOMAS B. CURLING, F.R.S., Consulting Surgeon to the London  
Hospital. Fourth Edition, Revised, 8vo, 7s. 6d. [1876]

**STRICTURE OF THE URETHRA**

and Urinary Fistulæ; their Pathology and Treatment: Jacksonian  
Prize Essay by Sir HENRY THOMPSON, F.R.C.S., Emeritus Professor  
of Surgery to University College. Third Edition, 8vo, with Plates,  
10s. [1869]

BY THE SAME AUTHOR,

**PRACTICAL LITHOTOMY AND LITHOTRITY;**

or, An Inquiry into the best Modes of removing Stone from the  
Bladder. Second Edition, 8vo, with numerous Engravings. 10s. [1871]

ALSO,

**DISEASES OF THE URINARY ORGANS :**

(Clinical Lectures). Fourth Edition, 8vo, with 2 Plates and 59  
Engravings, 12s. [1876]

ALSO,

**DISEASES OF THE PROSTATE :**

their Pathology and Treatment. Fourth Edition, 8vo, with numerous  
Plates, 10s. [1873]

ALSO,

**THE PREVENTIVE TREATMENT OF CALCULOUS DISEASE**

and the Use of Solvent Remedies. Second Edition, fcap. 8vo, 2s. 6d.  
[1876]

**STRICTURE OF THE URETHRA**

and its Immediate Treatment, by BARNARD HOLT, F.R.C.S.,  
Consulting Surgeon to the Westminster Hospital. Third Edition,  
8vo, 6s. [1868]

**LITHOTOMY AND EXTRACTION OF STONE**

from the Bladder, Urethra, and Prostate of the Male, and from the  
Bladder of the Female, by W. POULETT HARRIS, M.D., Surgeon-Major  
H.M. Bengal Medical Service. With Engravings, 8vo, 10s. 6d. [1876]



**THE SURGERY OF THE RECTUM:**

Lettsomian Lectures by HENRY SMITH, F.R.C.S., Surgeon to King's College Hospital. Fourth Edition, fcap. 8vo, 5s. [1876]

**FISTULA, HÆMORRHOIDS, PAINFUL ULCER,**

Stricture, Prolapsus, and other Diseases of the Rectum: their Diagnosis and Treatment, by WM. ALLINGHAM, F.R.C.S., Surgeon to St. Mark's Hospital for Fistula, &c., late Surgeon to the Great Northern Hospital. Second Edition, 8vo, 7s. [1872]

**KIDNEY DISEASES, URINARY DEPOSITS,**

and Calculous Disorders by LIONEL S. BEALE, M.B., F.R.S., F.R.C.P., Physician to King's College Hospital. Third Edition, 8vo, with 70 Plates, 25s. [1868]

**DISEASES OF THE BLADDER,**

Prostate Gland and Urethra, including a practical view of Urinary Diseases, Deposits and Calculi, by F. J. GANT, F.R.C.S., Senior Surgeon to the Royal Free Hospital. Fourth Edition, crown 8vo, with Engravings, 10s. 6d. [1876]

**RENAL DISEASES:**

a Clinical Guide to their Diagnosis and Treatment by W. R. BASHAM, M.D., F.R.C.P., Senior Physician to the Westminster Hospital. Post 8vo, 7s. [1870]

BY THE SAME AUTHOR,

**THE DIAGNOSIS OF DISEASES OF THE KIDNEYS,**

with Aids thereto. 8vo, with 10 Plates, 5s. [1872]

**THE REPRODUCTIVE ORGANS**

in Childhood, Youth, Adult Age, and Advanced Life (Functions and Disorders of), considered in their Physiological, Social, and Moral Relations, by WILLIAM ACTON, M.R.C.S. Sixth Edition, 8vo, 12s. [1875]

**URINARY AND REPRODUCTIVE ORGANS:**

their Functional Diseases, by D. CAMPBELL BLACK, M.D., L.R.C.S. Edin. Second Edition. 8vo, 10s. 6d. [1876]

BY THE SAME AUTHOR,

**LECTURES ON BRIGHT'S DISEASE,**

delivered at the Royal Infirmary of Glasgow. 8vo, with 20 Engravings, 6s. 6d. [1875]

**PRACTICAL PATHOLOGY:**

containing Lectures on Suppurative Fever, Diseases of the Veins, Hæmorrhoidal Tumours, Diseases of the Rectum, Syphilis, Gonorrhæal Ophthalmia, &c., by HENRY LEE, F.R.C.S., Surgeon to St. George's Hospital. Third Edition, in 2 vols. 8vo, 10s. each. [1870]

BY THE SAME AUTHOR,

**LECTURES ON SYPHILIS,**

and on some forms of Local Disease, affecting principally the Organs of Generation. With Engravings, 8vo, 10s. [1875]



**GENITO-URINARY ORGANS, INCLUDING SYPHILIS:**

A Practical Treatise on their Surgical Diseases, designed as a Manual for Students and Practitioners, by W. H. VAN BUREN, M.D., Professor of the Principles of Surgery in Bellevue Hospital Medical College, New York, and E. L. KEYES, M.D., Professor of Dermatology in Bellevue Hospital Medical College, New York. Royal 8vo, with 140 Engravings, 21s. [1874]

**SYPHILIS:**

A Treatise by WALTER J. COULSON, F.R.C.S., Surgeon to the Lock Hospital. 8vo, 10s. [1869]

BY THE SAME AUTHOR,

**STONE IN THE BLADDER:**

Its Prevention, Early Symptoms, and Treatment by Lithotrity. 8vo, 6s. [1868]

**SYPHILITIC NERVOUS AFFECTIONS:**

Their Clinical Aspects, by THOMAS BUZZARD, M.D., F.R.C.P. Lond., Physician to the National Hospital for Paralysis and Epilepsy. Post 8vo, 5s. [1874]

**PRINCIPLES OF HUMAN PHYSIOLOGY,**

by W. B. CARPENTER, M.D., F.R.S. Eighth Edition by HENRY POWER, M.B., F.R.C.S., Examiner in Natural Science, University of Oxford, and in Natural Science and Medicine, University of Cambridge. 8vo, with 3 Steel Plates and 371 Engravings, 31s. 6d. [1876]

**HISTOLOGY AND HISTO-CHEMISTRY OF MAN:**

A Treatise on the Elements of Composition and Structure of the Human Body, by HEINRICH FREY, Professor of Medicine in Zurich. Translated from the Fourth German Edition by ARTHUR E. J. BARKER, Assistant-Surgeon to University College Hospital. And Revised by the Author. 8vo, with 608 Engravings, 21s. [1874]

**HUMAN PHYSIOLOGY:**

A Treatise designed for the Use of Students and Practitioners of Medicine, by JOHN C. DALTON, M.D., Professor of Physiology and Hygiene in the College of Physicians and Surgeons, New York. Sixth Edition, royal 8vo, with 316 Engravings, 20s. [1875]

**HANDBOOK FOR THE PHYSIOLOGICAL LABORATORY,**

by E. KLEIN, M.D., F.R.S., Assistant Professor in the Pathological Laboratory of the Brown Institution, London; J. BURDON-SANDERSON, M.D., F.R.S., Professor of Practical Physiology in University College, London; MICHAEL FOSTER, M.D., F.R.S., Prælector of Physiology in Trinity College, Cambridge; and T. LAUDER BRUNTON, M.D., D.Sc., Lecturer on Materia Medica at St. Bartholomew's Hospital; edited by J. BURDON-SANDERSON. 8vo, with 123 Plates, 24s. [1878]



**PRACTICAL HISTOLOGY :**

By WILLIAM RUTHERFORD, M.D., Professor of the Institutes of Medicine in the University of Edinburgh. Second Edition, with 63 Engravings. Crown 8vo (with additional leaves for notes), 6s.

[1876]

**THE MARRIAGE OF NEAR KIN,**

Considered with respect to the Laws of Nations, Results of Experience, and the Teachings of Biology, by ALFRED H. HUTH. 8vo, 14s. [1875]

**STUDENTS' GUIDE TO HUMAN OSTEOLOGY,**

By WILLIAM WARWICK WAGSTAFFE, F.R.C.S., Assistant-Surgeon and Lecturer on Anatomy, St. Thomas's Hospital. With 23 Plates and 66 Engravings. Fcap. 8vo, 10s. 6d. [1875]

**LANDMARKS, MEDICAL AND SURGICAL,**

By LUTHER HOLDEN, F.R.C.S., Surgeon to St. Bartholomew's Hospital. 8vo, 3s. 6d. [1876]

**THE CIRCULATION OF THE BLOOD,**

and the Forces which carry it on, by ANDREW BUCHANAN, M.D., late Professor of Physiology in the University of Glasgow. Second Edition, 8vo, with Engravings, 5s. [1874]

**PATHOLOGICAL ANATOMY :**

Lectures by SAMUEL WILKS, M.D., F.R.S., Physician to, and Lecturer on Medicine at, Guy's Hospital; and WALTER MOXON, M.D., F.R.C.P., Physician to, and Lecturer on Materia Medica at, Guy's Hospital. Second Edition, 8vo, with Plates, 18s. [1875]

**PATHOLOGICAL ANATOMY :**

A Manual by C. HANDFIELD JONES, M.B., F.R.S., Physician to St. Mary's Hospital, and EDWARD H. SIEVEKING, M.D., F.R.C.P., Physician to St. Mary's Hospital. Edited by J. F. PAYNE, M.D., F.R.C.P., Assistant Physician and late Demonstrator of Morbid Anatomy at St. Thomas's Hospital. Second Edition, crown 8vo, with 195 Engravings, 16s. [1875]

**POST-MORTEM EXAMINATIONS :**

a Description and Explanation of the Method of Performing them, with especial Reference to Medico-Legal Practice. By Professor RUDOLPH VIRCHOW, of Berlin. Fcap 8vo, 2s. 6d. [1876]

**STUDENTS' GUIDE TO SURGICAL ANATOMY :**

a Text-book for the Pass Examination, by E. BELLAMY, F.R.C.S., Senior Assistant-Surgeon and Lecturer on Anatomy at Charing Cross Hospital. Fcap 8vo, with 50 Engravings, 6s. 6d. [1873]

**DIAGRAMS OF THE NERVES OF THE HUMAN BODY,**

Exhibiting their Origin, Divisions, and Connexions, with their Distribution, by WILLIAM HENRY FLOWER, F.R.S., Conservator of the Museum of the Royal College of Surgeons. Second Edition, roy. 4to, 12s. [1872]



**THE ANATOMIST'S VADE-MECUM :**

a System of Human Anatomy by ERASMUS WILSON, F.R.C.S., F.R.S. Ninth Edition, by G. BUCHANAN, M.A., M.D., Professor of Clinical Surgery in the University of Glasgow, and HENRY E. CLARK, F.F.P.S., Lecturer on Anatomy at the Glasgow Royal Infirmary School of Medicine. Crown 8vo, with 371 Engravings, 14s.

**PRACTICAL ANATOMY :**

a Manual of Dissections by CHRISTOPHER HEATH, F.R.C.S., Surgeon to University College Hospital. Third Edition, fcap 8vo, with 226 Engravings, 12s. 6d. [1874]

**MEDICAL ANATOMY,**

by FRANCIS SIBSON, M.D., F.R.C.P., F.R.S., Consulting Physician to St. Mary's Hospital. Imp. folio, with 21 coloured Plates, cloth, 42s. half-morocco, 50s. [Completed in 1869]

**ATLAS OF TOPOGRAPHICAL ANATOMY,**

after Plane Sections of Frozen Bodies. By WILHELM BRAUNE, Professor of Anatomy in the University of Leipzig. Translated by EDWARD BELLAMY, F.R.C.S., Senior Assistant-Surgeon to, and Lecturer on Anatomy, &c., at, Charing Cross Hospital. With 34 Photolithographic Plates and 46 Woodcuts. Large Imp. 8vo, 40s. [1877]

**THE STUDENT'S GUIDE TO MEDICAL DIAGNOSIS,**

by SAMUEL FENWICK, M.D., F.R.C.P., Physician to the London Hospital. Fourth Edition, fcap 8vo, with 106 Engravings, 6s. 6d. [1876]

**A MANUAL OF MEDICAL DIAGNOSIS,**

by A. W. BARCLAY, M.D., F.R.C.P., Physician to, and Lecturer on Medicine at, St. George's Hospital. Third Edition, fcap 8vo, 10s. 6d. [1876]

**THE MEDICAL REMEMBRANCER ;**

or, Book of Emergencies. By E. SHAW, M.R.C.S. Fifth Edition by JONATHAN HUTCHINSON, F.R.C.S., Senior Surgeon to the London Hospital. 32mo, 2s. 6d. [1867]

**THE ANATOMICAL REMEMBRANCER ;**

or, Complete Pocket Anatomist. Eighth Edition, 32mo, 3s. 6d. [1876]

**HOOPER'S PHYSICIAN'S VADE-MECUM ;**

or, Manual of the Principles and Practice of Physic, Ninth Edition by W. A. GUY, M.B., F.R.S., and JOHN HARLEY, M.D., F.R.C.P. Fcap 8vo, with Engravings, 12s. 6d. [1874]

**CLINICAL MEDICINE :**

Lectures and Essays by BALTHAZAR FOSTER, M.D., F.R.C.P. Lond., Professor of Medicine in Queen's College, Birmingham. 8vo, 10s. 6d. [1874]

**MATERIA MEDICA AND THERAPEUTICS :**

(Vegetable Kingdom), by CHARLES D. F. PHILLIPS, M.D., F.R.C.S.E. 8vo, 15s. [1874]



## CLINICAL STUDIES:

Illustrated by Cases observed in Hospital and Private Practice, by Sir J. ROSE CORMACK, M.D., F.R.S.E., Physician to the Hertford British Hospital of Paris. 2 vols., post 8vo, 20s. [1876]

## ROYLE'S MANUAL OF MATERIA MEDICA AND THERAPEUTICS.

Sixth Edition by JOHN HARLEY, M.D., Assistant Physician to, and Joint Lecturer on Physiology at, St. Thomas's Hospital. Crown 8vo, with 139 Engravings, 15s. [1876]

## PRACTICAL THERAPEUTICS:

A Manual by E. J. WARING, M.D., F.R.C.P. Lond. Third Edition, fcap 8vo, 12s. 6d. [1871]

## THE STUDENT'S GUIDE TO MATERIA MEDICA,

by JOHN C. THOROWGOOD, M.D. Lond., Physician to the City of London Hospital for Diseases of the Chest. Fcap 8vo, with Engravings, 6s. 6d. [1874]

## THE DISEASES OF CHILDREN:

A Practical Manual, with a Formulary, by EDWARD ELLIS, M.D., Physician to the Victoria Hospital for Children. Second Edition, crown 8vo, 7s. [1873]

## THE WASTING DISEASES OF CHILDREN,

by EUSTACE SMITH, M.D. Lond., Physician to the King of the Belgians, Physician to the East London Hospital for Children. Second Edition, post 8vo, 7s. 6d. [1870]

BY THE SAME AUTHOR,

## CLINICAL STUDIES OF DISEASE IN CHILDREN.

Post 8vo, 7s. 6d. [1876]

## INFANT FEEDING AND ITS INFLUENCE ON LIFE;

or, the Causes and Prevention of Infant Mortality, by CHARLES H. F. ROUTH, M.D., Senior Physician to the Samaritan Hospital for Women and Children. Third Edition, fcap 8vo, 7s. 6d. [1876]

## THE DISEASES OF CHILDREN:

Essays by WILLIAM HENRY DAY, M.D., Physician to the Samaritan Hospital for Diseases of Women and Children. Fcap 8vo, 5s. [1873]

## COMPENDIUM OF CHILDREN'S DISEASES:

A Handbook for Practitioners and Students, by JOHANN STEINER, M.D., Professor in the University of Prague. Translated from the Second German Edition by LAWSON TAIT, F.R.C.S., Surgeon to the Birmingham Hospital for Women. 8vo, 12s. 6d. [1874]

## PUERPERAL DISEASES:

Clinical Lectures by FORDYCE BARKER, M.D., Obstetric Physician to Bellevue Hospital, New York. 8vo, 15s. [1874]



**THE STUDENT'S GUIDE TO THE PRACTICE OF MIDWIFERY,**  
by D. LLOYD ROBERTS, M.D., Physician to St. Mary's Hospital, Manchester. Fcap. 8vo, with 95 Engravings, 6s. 6d. [1875]

**OBSTETRIC OPERATIONS,**

including the Treatment of Hæmorrhage, and forming a Guide to the Management of Difficult Labour; Lectures by ROBERT BARNES, M.D., F.R.C.P., Obstetric Physician and Lecturer on Obstetrics and the Diseases of Women and Children to St. George's Hospital. Third Edition, 8vo, with 124 Engravings, 18s. [1875]

BY THE SAME AUTHOR,

**MEDICAL AND SURGICAL DISEASES OF WOMEN :**

a Clinical History. 8vo, with 169 Engravings, 28s. [1873]

**OBSTETRIC MEDICINE AND SURGERY,**

Their Principles and Practice, by F. H. RAMSBOTHAM, M.D., F.R.C.P. Fifth Edition, 8vo, with 120 Plates, 22s. [1867]

**OBSTETRIC APHORISMS:**

for the Use of Students commencing Midwifery Practice by J. G. SWAYNE, M.D., Consulting Physician-Accoucheur to the Bristol General Hospital, and Lecturer on Obstetric Medicine at the Bristol Medical School. Sixth Edition, fcap 8vo, with Engravings, 3s. 6d. [1876]

**OBSTETRIC SURGERY :**

A Complete Handbook, giving Short Rules of Practice in every Emergency, from the Simplest to the most Formidable Operations connected with the Science of Obstetrics, by CHARLES CLAY, Ext.L.R.C.P. Lond., L.R.C.S.E., late Senior Surgeon and Lecturer on Midwifery, St. Mary's Hospital, Manchester. Fcap 8vo, with 91 Engravings, 6s. 6d. [1874]

**SCHROEDER'S MANUAL OF MIDWIFERY,**

including the Pathology of Pregnancy and the Puerperal State. Translated by CHARLES H. CARTER, B.A., M.D. 8vo, with Engravings, 12s. 6d. [1873]

**A HANDBOOK OF UTERINE THERAPEUTICS,**

and of Diseases of Women, by E. J. TILT, M.D., M.R.C.P. Third Edition, post 8vo, 10s. [1868]

BY THE SAME AUTHOR,

**THE CHANGE OF LIFE**

in Health and Disease: a Practical Treatise on the Nervous and other Affections incidental to Women at the Decline of Life. Third Edition, 8vo, 10s. 6d. [1870]

**DISEASES OF THE OVARIES :**

their Diagnosis and Treatment, by T. SPENCER WELLS, F.R.C.S., Surgeon to the Queen's Household and to the Samaritan Hospital. 8vo, with about 150 Engravings, 21s. [1872]



**HANDBOOK FOR NURSES FOR THE SICK,**

by ZEPHERINA P. VEITCH. Second Edition, crown 8vo, 3s. 6d. [1876]

**A MANUAL FOR HOSPITAL NURSES**

and others engaged in Attending on the Sick by EDWARD J. DOMVILLE, L.R.C.P., M.R.C.S. Second Edition, crown 8vo, 2s. 6d. [1875]

**THE NURSE'S COMPANION :**

A Manual of General and Monthly Nursing, by CHARLES J. CULLINGWORTH, Surgeon to St. Mary's Hospital, Manchester. Fcap. 8vo, 2s. 6d. [1876]

**LECTURES ON NURSING,**

by WILLIAM ROBERT SMITH, M.B., late Resident Surgeon, Royal Hants County Hospital, Winchester. With 26 Engravings. Post 8vo, 6s. [1875]

**ENGLISH MIDWIVES :**

their History and Prospects, by J. H. AVELING, M.D., Physician to the Chelsea Hospital for Women, Examiner of Midwives for the Obstetrical Society of London. Crown 8vo, 5s. [1872]

**A COMPENDIUM OF DOMESTIC MEDICINE**

and Companion to the Medicine Chest; intended as a Source of Easy Reference for Clergymen, and for Families residing at a Distance from Professional Assistance, by JOHN SAVORY, M.S.A. Eighth Edition, 12mo, 5s. [1871]

**THE WIFE'S DOMAIN :**

The Young Couple—The Mother—The Nurse—The Nursling, by PHILOTHALOS. Second Edition, post 8vo, 3s. 6d. [1874]

**WINTER COUGH :**

(Catarrh, Bronchitis, Emphysema, Asthma), Lectures by HORACE DOBELL, M.D., Consulting Physician to the Royal Hospital for Diseases of the Chest. Third Edition, with Coloured Plates, 8vo, 1s. 6d. [1875]

BY THE SAME AUTHOR,

**THE TRUE FIRST STAGE OF CONSUMPTION.**

(Lectures.) Crown 8vo, 3s. 6d. [1867]

**DISEASES OF THE CHEST :**

Contributions to their Clinical History, Pathology, and Treatment, by A. T. H. WATERS, M.D., F.R.C.P., Physician to the Liverpool Royal Infirmary. Second Edition, 8vo, with Plates, 15s. [1873]

**NOTES ON ASTHMA ;**

its Forms and Treatment, by JOHN C. THOROWGOOD, M.D. Lond., F.R.C.P., Physician to the Hospital for Diseases of the Chest, Victoria Park. Second Edition, crown 8vo, 4s. 6d. [1873]



## DISEASES OF THE HEART:

Their Pathology, Diagnosis, Prognosis, and Treatment (a Manual),  
by ROBERT H. SEMPLE, M.D., F.R.C.P., Physician to the Hospital for  
Diseases of the Throat. 8vo, 8s. 6d. [1875]

## DISEASES OF THE HEART AND AORTA,

By THOMAS HAYDEN, F.R.C.P. Irel., Physician to the Mater  
Misericordiarum Hospital, Dublin. With 80 Engravings. 8vo, 25s. [1875]

## PHTHISIS:

In a series of Clinical Studies, by AUSTIN FLINT, M.D., Professor of  
the Principles and Practice of Medicine and of Clinical Medicine in  
the Bellevue Hospital Medical College. 8vo, 16s. [1875]

BY THE SAME AUTHOR,

## A MANUAL OF PERCUSSION AND AUSCULTATION,

of the Physical Diagnosis of Diseases of the Lungs and Heart, and of  
Thoracic Aneurism. Post 8vo, 6s. 6d. [1876]

## DISEASES OF THE HEART

and of the Lungs in Connexion therewith—Notes and Observations  
by THOMAS SHAPTER, M.D., F.R.C.P. Lond., Senior Physician to the  
Devon and Exeter Hospital. 8vo, 7s. 6d. [1874]

## DISEASES OF THE HEART AND AORTA:

Clinical Lectures by GEORGE W. BALFOUR, M.D., F.R.C.P., Physician  
to, and Lecturer on Clinical Medicine in, the Royal Infirmary, Edin-  
burgh. 8vo, with Engravings, 12s. 6d. [1876]

## PHYSICAL DIAGNOSIS OF DISEASES OF THE HEART.

Lectures by ARTHUR E. SANSOM, M.D., Assistant Physician to the  
London Hospital. Second Edition, with Engravings, fcap. 8vo, 4s. 6d.  
[1876]

## GROWTHS IN THE LARYNX,

with Reports and an Analysis of 100 consecutive Cases treated since  
the Invention of the Laryngoscope by MORELL MACKENZIE, M.D.  
Lond., M.R.C.P., Physician to the Hospital for Diseases of the  
Throat. 8vo, with Coloured Plates, 12s. 6d. [1871]

## TRACHEOTOMY,

especially in Relation to Diseases of the Larynx and Trachea, by  
PUGIN THORNTON, M.R.C.S., late Surgeon to the Hospital for Diseases  
of the Throat. With Photographic Plates and Woodcuts, 8vo, 5s. 6d.  
[1876]

## SKETCH OF CANNES AND ITS CLIMATE,

by TH. DE VALCOURT, M.D. Paris, Physician at Cannes. Second  
Edition, with Photographic View and 6 Meteorological Charts.  
Crown 8vo, 2s. 6d. [1873]



## WINTER AND SPRING

on the Shores of the Mediterranean; or, the Genoese Rivas, Italy, Spain, Greece, the Archipelago, Constantinople, Corsica, Sardinia, Sicily, Corfu, Malta, Tunis, Algeria, Smyrna, Asia Minor, with Biarritz and Arcachon, as Winter Climates. By HENRY BENNET, M.D. Fifth Edition, post 8vo, with numerous Plates, Maps, and Engravings, 12s. 6d. [1874]

BY THE SAME AUTHOR,

## TREATMENT OF PULMONARY CONSUMPTION

by Hygiene, Climate, and Medicine. Second Edition, 8vo, 5s. [1871]

## PRINCIPAL HEALTH RESORTS

of Europe and Africa, and their Use in the Treatment of Chronic Diseases. A Handbook by THOMAS MORE MADDEN, M.D., M.R.I.A., Vice-President of the Dublin Obstetrical Society. 8vo, 10s. [1876]

## MINERAL SPRINGS OF HARROGATE,

By Dr. KENNION. Revised and enlarged by ADAM BEALEY, M.A., M.D. Cantab., F.R.C.P. Lond. Seventh Thousand. Crown 8vo, 1s. [1875]

## EGYPT AS A HEALTH RESORT;

with Medical and other Hints for Travellers in Syria, by A. DUNBAR WALKER, M.D. Fcap 8vo, 3s. 6d. [1873]

## FAMILY MEDICINE FOR INDIA:

A Manual, by WILLIAM J. MOORE, M.D., Surgeon-Major H.M. Indian Medical Service. Published under the Authority of the Government of India. Second Edition, post 8vo, with 60 Engravings, 10s. [1877]

## DISEASES OF TROPICAL CLIMATES

and their Treatment: with Hints for the Preservation of Health in the Tropics, by JAMES A. HORTON, M.D., Surgeon-Major, Army Medical Department. Post 8vo, 12s. 6d. [1874]

## HEALTH IN INDIA FOR BRITISH WOMEN

and on the Prevention of Disease in Tropical Climates by EDWARD J. TILT, M.D., Consulting Physician-Accoucheur to the Farringdon General Dispensary. Fourth Edition, crown 8vo, 5s. [1875]

## BURDWAN FEVER,

or the Epidemic Fever of Lower Bengal (Causes, Symptoms, and Treatment), by GOPAUL CHUNDER ROY, M.D., Surgeon Bengal Establishment. New Edition, 8vo, 5s. [1876]

## BAZAAR MEDICINES OF INDIA

and Common Medical Plants: Remarks on their Uses, with Full Index of Diseases, indicating their Treatment by these and other Agents procurable throughout India, &c., by EDWARD J. WARING, M.D., F.R.C.P. Lond., Retired Surgeon H.M. Indian Army. Third Edition. Fcap 8vo, 5s. [1875]



**SOME AFFECTIONS OF THE LIVER**

and Intestinal Canal; with Remarks on Ague and its Sequelæ, Scurvy, Purpura, &c., by STEPHEN H. WARD, M.D. Lond., F.R.C.P., Physician to the Seamen's Hospital, Greenwich. 8vo, 7s. [1872]

**DISEASES OF THE LIVER:**

Lettsomian Lectures for 1872 by S. O. HABERSHON, M.D., F.R.C.P., Senior Physician to Guy's Hospital. Post 8vo, 3s. 6d. [1872]

BY THE SAME AUTHOR,

**DISEASES OF THE STOMACH: DYSPEPSIA.**

Second Edition, crown 8vo, 5s.

BY THE SAME AUTHOR,

**PATHOLOGY OF THE PNEUMOGASTRIC NERVE,**

being the Lumleian Lectures for 1876. Post 8vo, 3s. 6d. [1877]

**NUTRITION IN HEALTH AND DISEASE:**

A Contribution to Hygiene and to Clinical Medicine. By HENRY BENNET, M.D. Second Edition. 8vo, 7s. [1877]

**THE STOMACH AND DUODENUM:**

Their Morbid States and their Relations to the Diseases of other Organs, by SAMUEL FENWICK, M.D., F.R.C.P., Assistant-Physician to the London Hospital. 8vo, with 10 Plates, 12s. [1868]

**HEADACHES:**

their Causes, Nature, and Treatment. By WILLIAM H. DAY, M.D., Physician to the Samaritan Free Hospital for Women and Children. Crown 8vo, with Engravings. 6s. 6d. [1877]

**FOOD AND DIETETICS,**

Physiologically and Therapeutically Considered. By FREDERICK W. PAVY, M.D., F.R.S., Physician to Guy's Hospital. Second Edition, 8vo, 15s. [1875]

**IMPERFECT DIGESTION:**

its Causes and Treatment by ARTHUR LEARED, M.D., F.R.C.P., Senior Physician to the Great Northern Hospital. Sixth Edition, fcap 8vo, 4s. 6d. [1875]

**MEGRIM, SICK-HEADACHE,**

and some Allied Disorders: a Contribution to the Pathology of Nerve-Storms, by EDWARD LIVEING, M.D. Cantab., Hon. Fellow of King's College, London. 8vo, with Coloured Plate, 15s. [1873]

**FUNCTIONAL NERVOUS DISORDERS:**

Studies by C. HANDFIELD JONES, M.B., F.R.C.P., F.R.S., Physician to St. Mary's Hospital. Second Edition, 8vo, 18s. [1870]



## NEURALGIA AND KINDRED DISEASES

of the Nervous System : their Nature, Causes, and Treatment, with a series of Cases, by JOHN CHAPMAN, M.D., M.R.C.P. 8vo, 14s. [1873]

## THE SYMPATHETIC SYSTEM OF NERVES,

and their Functions as a Physiological Basis for a Rational System of Therapeutics by EDWARD MERYON, M.D., F.R.C.P., Physician to the Hospital for Diseases of the Nervous System. 8vo, 3s. 6d. [1872]

## GOUT, RHEUMATISM,

and the Allied Affections; a Treatise by PETER HOOD, M.D. Crown 8vo, 10s. 6d. [1871]

## RHEUMATIC GOUT,

or Chronic Rheumatic Arthritis of all the Joints; a Treatise by ROBERT ADAMS, M.D., M.R.I.A., Surgeon to H.M. the Queen in Ireland, Regius Professor of Surgery in the University of Dublin. Second Edition, 8vo, with Atlas of Plates, 21s. [1872]

## SCIATICA, LUMBAGO, AND BRACHIALGIA :

Their Nature and Treatment, and their Immediate Relief and Rapid Cure by Hypodermic Injection of Morphia. By HENRY LAWSON, M.D., Assistant-Physician to St. Mary's Hospital, and Lecturer on Physiology in its School. Second edition, crown 8vo, 5s. [1877]

## TEMPERATURE OBSERVATIONS :

containing (1) Temperature Variations in the Diseases of Children, (2) Puerperal Temperatures, (3) Infantile Temperatures in Health and Disease, by WM. SQUIRE, M.R.C.P. Lond. 8vo, 5s. [1871]

## THE ORIGIN OF CANCER,

considered with Reference to the Treatment of the Disease by CAMPBELL DE MORGAN, F.R.S., F.R.C.S., Surgeon to the Middlesex Hospital. Crown 8vo, 3s. 6d. [1872]

## CANCER :

its varieties, their Histology and Diagnosis, by HENRY ARNOTT, F.R.C.S., Assistant-Surgeon to, and Lecturer on Morbid Anatomy at, St. Thomas's Hospital. 8vo, with 5 Plates and 22 Engravings, 5s. 6d. [1872]

## CANCEROUS AND OTHER INTRA-THORACIC GROWTHS :

their Natural History and Diagnosis, by J. RISDON BENNETT, M.D., F.R.C.P., Member of the General Medical Council. Post 8vo, with Plates, 8s. [1872]



**CERTAIN FORMS OF CANCER,**

with a New and successful Mode of Treating it, to which is prefixed a Practical and Systematic Description of all the varieties of this Disease, by ALEX. MARSDEN, M.D., F.R.C.S.E., Consulting Surgeon to the Royal Free Hospital, and Senior Surgeon to the Cancer Hospital. Second Edition, with Coloured Plates, 8vo, 8s. 6d. [1873]

**ATLAS OF SKIN DISEASES :**

a series of Illustrations, with Descriptive Text and Notes upon Treatment. By TILBURY FOX, M.D., F.R.C.P., Physician to the Department for Skin Diseases in University College Hospital. In 18 parts, roy. 4to, each containing Four Coloured Plates. 6s. 6d. each Part, or the Entire Work, in one vol., half bound in morocco, gilt edges, £6 6s. [1877]

**DISEASES OF THE SKIN :**

a System of Cutaneous Medicine by ERASMUS WILSON, F.R.C.S., F.R.S. Sixth Edition, 8vo, 18s., with Coloured Plates, 36s. [1867]

BY THE SAME AUTHOR,

**LECTURES ON EKZEMA**

and Ekzematous Affections: with an Introduction on the General Pathology of the Skin, and an Appendix of Essays and Cases. 8vo, 10s. 6d. [1870]

ALSO,

**LECTURES ON DERMATOLOGY :**

delivered at the Royal College of Surgeons, 1870, 6s. ; 1871-3, 10s. 6d., 1874-5, 10s. 6d.

**ECZEMA :**

by MCCALL ANDERSON, M.D., Professor of Clinical Medicine in the University of Glasgow. Third Edition, 8vo, with Engravings, 7s. 6d. [1874]

BY THE SAME AUTHOR,

**PARASITIC AFFECTIONS OF THE SKIN**

Second Edition, 8vo, with Engravings, 7s. 6d. [1868]

**PSORIASIS OR LEPRO,**

by GEORGE GASKOIN, M.R.C.S., Surgeon to the British Hospital for Diseases of the Skin. 8vo, 5s. [1875]

**MYCETOMA ;**

or, the Fungus Disease of India, by H. VANDYKE CARTER, M.D., Surgeon-Major H.M. Indian Army. 4to, with 11 Coloured Plates, 42s. [1874]



## CERTAIN ENDEMIC SKIN AND OTHER DISEASES

of India and Hot Climates generally, by TILBURY FOX, M.D., and T. FARQUHAR, M.D., Surgeon Major H.M. Bengal Medical Service (retired). Including Notes on Pellagra, Clou de Biskra, Caneotica, and Aleppo Evil (with 5 Plates), by H. VANDYKE CARTER, M.D., Surgeon Major H.M. Indian Medical Service. (Published under the sanction of the Secretary of State for India in Council). 8vo, 10s. 6d. [1876]

## FOURTEEN COLOURED PHOTOGRAPHS OF LEPROSY

as met with in the Straits Settlements, with Explanatory Notes by A. F. ANDERSON, M.D., Acting Colonial Surgeon, Singapore. 4to, 31s. 6d. [1872]

## DISEASES OF THE SKIN,

in Twenty-four Letters on the Principles and Practice of Cutaneous Medicine, by HENRY EVANS CAUTY, Surgeon to the Liverpool Dispensary for Diseases of the Skin, 8vo, 12s. 6d. [1874]

## WORMS:

a Series of Lectures delivered at the Middlesex Hospital on Practical Helminthology by T. SPENCER COBBOLD, M.D., F.R.S. Post 8vo, 5s. [1872]

## THE LAWS AFFECTING MEDICAL MEN:

a Manual by ROBERT G. GLENN, LL.B., Barrister-at-Law; with a Chapter on Medical Etiquette by Dr. A. CARPENTER. 8vo, 14s. [1871]

## MEDICAL JURISPRUDENCE,

Its Principles and Practice, by ALFRED S. TAYLOR, M.D., F.R.C.P., F.R.S. Second Edition, 2 vols., 8vo, with 189 Engravings, £1 11s. 6d. [1873]

BY THE SAME AUTHOR,

## A MANUAL OF MEDICAL JURISPRUDENCE.

Ninth Edition. Crown 8vo, with Engravings. 14s. [1874]

ALSO,

## POISONS,

in Relation to Medical Jurisprudence and Medicine. Third Edition, crown 8vo, with 104 Engravings, 16s. [1875]

## A TOXICOLOGICAL CHART,

exhibiting at one View the Symptoms, Treatment, and mode of Detecting the various Poisons—Mineral, Vegetable, and Animal: with Concise Directions for the Treatment of Suspended Animation, by WILLIAM STOWE, M.R.C.S.E. Thirteenth Edition, 2s.; on roller, 5s. [1872]



**THE MEDICAL ADVISER IN LIFE ASSURANCE,**

by EDWARD HENRY SIEVEKING, M.D., F.R.C.P., Physician to St. Mary's and the Lock Hospitals; Physician-Extraordinary to the Queen; Physician-in-Ordinary to the Prince of Wales, &c. Crown 8vo, 6s. [1874]

**OBSCURE DISEASES OF THE BRAIN AND MIND,**

by FORBES WINSLOW, M.D., D.C.L. Oxon. Fourth Edition, post 8vo, 10s. 6d. [1868]

**PSYCHOLOGICAL MEDICINE :**

a Manual, containing the Lunacy Laws, the Nosology, Ætiology, Statistics, Description, Diagnosis, Pathology (including Morbid Histology), and Treatment of Insanity, by J. C. BUCKNILL, M.D., F.R.S., and D. H. TUKE, M.D., F.R.C.P. Third Edition, 8vo, with 10 Plates and 34 Engravings, 25s. [1873]

**MADNESS :**

in its Medical, Legal, and Social Aspects, Lectures by EDGAR SHEPPARD, M.D., M.R.C.P., Professor of Psychological Medicine in King's College; one of the Medical Superintendents of the Colney Hatch Lunatic Asylum. 8vo, 6s. 6d. [1873]

**HANDBOOK OF LAW AND LUNACY ;**

or, the Medical Practitioner's Complete Guide in all Matters relating to Lunacy Practice, by J. T. SABBEN, M.D., and J. H. BALFOUR BROWNE, Barrister-at-Law. 8vo, 5s. [1872]

**INFLUENCE OF THE MIND UPON THE BODY**

in Health and Disease, Illustrations designed to elucidate the Action of the Imagination, by DANIEL HACK TUKE, M.D., F.R.C.P. 8vo, 14s. [1872]

**A MANUAL OF PRACTICAL HYGIENE,**

by E. A. PARKES, M.D., F.R.C.P., F.R.S., Professor of Hygiene in the Army Medical School. Fourth Edition, 8vo, with Plates and Engravings, 16s. [1873]

**A HANDBOOK OF HYGIENE AND SANITARY SCIENCE,**

by GEORGE WILSON, M.A., M.D., Medical Officer of Health for Mid-Warwickshire. Third Edition, post 8vo, with Engravings, 10s. 6d. [1877]

**MICROSCOPICAL EXAMINATION OF DRINKING WATER :**

A Guide, by JOHN D. MACDONALD, M.D., F.R.S., Assistant Professor of Naval Hygiene, Army Medical School. 8vo, with 24 Plates, 7s. 6d. [1875]

**HANDBOOK OF MEDICAL ELECTRICITY,**

by HERBERT TIBBITS, M.D., M.R.C.P.E., Medical Superintendent of the National Hospital for the Paralysed and Epileptic. 8vo, with 64 Engravings, 6s. [1873]



## CLINICAL USES OF ELECTRICITY;

Lectures delivered at University College Hospital by J. RUSSELL REYNOLDS, M.D. Lond., F.R.C.P., F.R.S., Professor of Medicine in University College. Second Edition, post 8vo, 3s. 6d.

[1873]

## MEDICO-ELECTRIC APPARATUS AND HOW TO USE IT;

or, a Practical Description of every Form of Medico-Electric Apparatus in Modern Use, with plain Directions for Mounting, Charging, and Working. By T. P. SALT, Anatomical and Orthopædic Mechanician to H.R.H. the Prince of Wales. Second Edition, with 33 Engravings. 75 pp. 8vo, 2s. 6d.

[1877]

## A DICTIONARY OF MEDICAL SCIENCE;

containing a concise explanation of the various subjects and terms of Anatomy, Physiology, Pathology, Hygiene, Therapeutics, Medical Chemistry, Pharmacology, Pharmacy, Surgery, Obstetrics, Medical Jurisprudence and Dentistry; Notices of Climate and Mineral Waters; formulæ for Officinal, Empirical, and Dietetic Preparations; with the Accentuation and Etymology of the terms and the French and other Synonyms, by ROBLEY DUNGLISON, M.D., LL.D. New Edition, by RICHARD J. DUNGLISON, M.D. Royal 8vo, 28s.

[1874]

## A MEDICAL VOCABULARY;

being an Explanation of all Terms and Phrases used in the various Departments of Medical Science and Practice, giving their derivation, meaning, application, and pronunciation, by ROBERT G. MAYNE, M.D., LL.D. Fourth Edition, fcap 8vo, 10s.

[1875]

## ATLAS OF OPHTHALMOSCOPY:

representing the Normal and Pathological Conditions of the Fundus Oculi as seen with the Ophthalmoscope: composed of 12 Chromolithographic Plates (containing 59 Figures), accompanied by an Explanatory Text by R. LIEBREICH, Ophthalmic Surgeon to St. Thomas's Hospital. Translated into English by H. ROSBOROUGH SWANZY, M.B. Dub. Second Edition, 4to, £1 10s.

[1870]

## DISEASES OF THE EYE:

a Manual by C. MACNAMARA, Surgeon to Westminster Hospital. Third Edition, fcap, 8vo, with Coloured Plates and Engravings, 12s. 6d.

[1876]

## DISEASES OF THE EYE:

A Treatise by J. SOELBERG WELLS, F.R.C.S., Ophthalmic Surgeon to King's College Hospital and Surgeon to the Royal London Ophthalmic Hospital. Third Edition, 8vo, with Coloured Plates and Engravings, 25s.

[1873]

BY THE SAME AUTHOR,

## LONG, SHORT, AND WEAK SIGHT,

and their Treatment by the Scientific use of Spectacles. Fourth Edition, 8vo, 6s.

[1873]



## DISEASES OF THE EYE:

A Practical Treatise by HAYNES WALTON, F.R.C.S., Surgeon to St. Mary's Hospital and in charge of its Ophthalmological Department. Third Edition, 8vo, with 3 Plates and nearly 300 Engravings, 25s.

[1875]

## OPHTHALMIC MEDICINE AND SURGERY:

a Manual by T. WHARTON JONES, F.R.S., Professor of Ophthalmic Medicine and Surgery in University College. Third Edition, fcap 8vo, with 9 Coloured Plates and 173 Engravings, 12s. 6d.

[1865]

## A SYSTEM OF DENTAL SURGERY,

by JOHN TOMES, F.R.S., and CHARLES S. TOMES, M.A., Lecturer on Dental Anatomy and Physiology, and Assistant Dental Surgeon to the Dental Hospital of London. Second Edition, fcap 8vo, with 268 Engravings, 14s.

[1873]

## DENTAL ANATOMY, HUMAN AND COMPARATIVE:

A Manual, by CHARLES S. TOMES, M.A., M.R.C.S., Lecturer on Anatomy and Physiology at the Dental Hospital of London. With 179 Engravings, crown 8vo, 10s. 6d.

[1876]

## A MANUAL OF DENTAL MECHANICS,

with an Account of the Materials and Appliances used in Mechanical Dentistry, by OAKLEY COLES, L.D.S., R.C.S., Surgeon-Dentist to the Hospital for Diseases of the Throat. Second Edition, crown 8vo, with 140 Engravings, 7s. 6d.

[1876]

## HANDBOOK OF DENTAL ANATOMY

and Surgery for the use of Students and Practitioners by JOHN SMITH, M.D., F.R.S. Edin., Surgeon-Dentist to the Queen in Scotland. Second Edition, fcap 8vo, 4s. 6d.

[1871]

## STUDENT'S GUIDE TO DENTAL ANATOMY AND SURGERY,

by HENRY SEWILL, M.R.C.S., L.D.S., Dentist to the West London Hospital. With 77 Engravings, fcap. 8vo, 5s. 6d.

[1876]

## OPERATIVE DENTISTRY:

A Practical Treatise by JONATHAN TAFT, D.D.S., Professor of Operative Dentistry in the Ohio College of Dental Surgery. Third Edition, with 134 Engravings, 8vo, 18s.

[1877]

## EPIDEMIOLOGY;

or, the Remote Cause of Epidemic Diseases in the Animal and in the Vegetable Creation, by JOHN PARKIN, M.D., F.R.C.S. Part I, Contagion—Modern Theories—Cholera—Epizootics. 8vo, 5s.

[1873]

## DISEASE GERMS,

and on the Treatment of the Feverish State, by LIONEL S. BEALE, M.B., F.R.C.P., F.R.S., Physician to King's College Hospital. Second Edition, crown 8vo, with 28 Plates, 12s. 6d.

[1872]



The following CATALOGUES issued by Messrs CHURCHILL  
will be forwarded post free on application :

1. *Messrs Churchill's General List of nearly 600 works on Medicine, Surgery, Midwifery, Materia Medica, Hygiene, Anatomy, Physiology, Chemistry, &c., &c., with a complete Index to their Titles, for easy reference.*

N.B.—*This List includes Nos. 2 and 3.*

2. *Selection from Messrs Churchill's General List, comprising all recent Works published by them on the Art and Science of Medicine.*

3. *A descriptive List of Messrs Churchill's Works on Chemistry, Pharmacy, Botany, Photography, Zoology, and other branches of Science.*

4. *Messrs Churchill's Red-Letter List, giving the Titles of forthcoming New Works and New Editions.*

[Published every October.]

5. *The Medical Intelligencer, an Annual List of New Works and New Editions published by Messrs J. & A. Churchill, together with Particulars of the Periodicals issued from their House.*

[Sent in January of each year to every Medical Practitioner in the United Kingdom whose name and address can be ascertained. A large number are also sent to the United States of America, Continental Europe, India, and the Colonies.]

---

MESSRS CHURCHILL have a special arrangement with MESSRS LINDSAY & BLAKISTON, OF PHILADELPHIA, in accordance with which that Firm act as their Agents for the United States of America, either keeping in Stock most of Messrs CHURCHILL's Books, or reprinting them on Terms advantageous to Authors. Many of the Works in this Catalogue may therefore be easily obtained in America.







