

A practical essay on stricture of the rectum : illustrated by cases, showing the connection of that disease with prolapsus of the bowel, piles, fistula, affections of the urinary organs, and of the womb, &c.; / by Frederick Salmon.

Contributors

Salmon, Frederick, 1796-1868.
Francis A. Countway Library of Medicine

Publication/Creation

London : Printed for Whittaker, Treacher, and Arnot, 1833.

Persistent URL

<https://wellcomecollection.org/works/kuhmb2e9>


License and attribution

This material has been provided by This material has been provided by the Francis A. Countway Library of Medicine, through the Medical Heritage Library. The original may be consulted at the Francis A. Countway Library of Medicine, Harvard Medical School. where the originals may be consulted. This work has been identified as being free of known restrictions under copyright law, including all related and neighbouring rights and is being made available under the Creative Commons, Public Domain Mark.

You can copy, modify, distribute and perform the work, even for commercial purposes, without asking permission.




Wellcome Collection
183 Euston Road
London NW1 2BE UK
T +44 (0)20 7611 8722
E library@wellcomecollection.org
<https://wellcomecollection.org>



17.6.73.

Pom
myt + Dr M



A
PRACTICAL ESSAY
ON
STRICTURE OF THE RECTUM.

FREDERICK SALMON, F.R.C.S.

PRINTED FOR GEORGE ALLEN, 10, 12, AND 14, AVE MARIA LANE.

A
PRACTICAL ESSAY
ON
STRICTURE OF THE RECTUM;

ILLUSTRATED BY CASES,

SHOWING

THE CONNECTION OF THAT DISEASE WITH PROLAPSUS
OF THE BOWEL,

PILES, FISTULA,

AFFECTIONS OF THE URINARY ORGANS, AND OF THE WOMB, &c.

BY

FREDERICK SALMON, F. R. C. S.

SENIOR SURGEON TO THE GENERAL DISPENSARY, ALDERSGATE STREET.

THE FOURTH EDITION.

LONDON:

PRINTED FOR WHITTAKER, TREACHER, AND ARNOT,

14, AVE-MARIA LANE, ST. PAUL'S.

MDCCCXXXIII.

Digitized by the Internet Archive
in 2012 with funding from
Open Knowledge Commons and Harvard Medical School

PREFACE

TO

THE FIRST EDITION.

That stricture of the rectum is a disease which very frequently occurs, daily experience convinces me. Various are the works upon stricture of the urethra, elucidating its effects upon the general health, while the subject of stricture of the rectum has had but few commentators; and, even in the present advanced state of surgical knowledge, it is by many of the most eminent of the profession accounted a disease extremely rare in occurrence, and difficult of alleviation.

The late Mr. White, of Bath, was, I believe, the first English surgeon who published any systematic treatise upon this complaint; to that gen-

tle men the profession, as well as the public, are indebted for much valuable information upon the subject; and it appears to me somewhat singular, that the practical knowledge he has communicated is so little attended to. The object of these pages is to prove that stricture of the rectum is a very common disease, inducing other important affections; and that surgery furnishes us with means adequate to its removal, or alleviation, provided those means are exercised with judgment and science.

In many particulars it will be found analogous to stricture of the urethra, and the nearer we assimilate our plan of treatment in the former to that pursued in the latter, the more speedy and satisfactory will be the result. Such, at least, is the view I have taken of the subject, towards which I was first led from repeatedly discovering the existence of both those affections in the same patient, and from reflecting that the causes which induce the one necessarily tend to the production of the other.

It will be perceived that I differ in many essen-

tial points of treatment from that recommended by other far more experienced practitioners, and I trust I shall not incur the charge of presumption in so doing. Convinced that we have erred, it becomes our duty to prevent, if possible, others from following the same course. Unhappily for science in general, and the profession of surgery in particular, we are too apt to rely upon the authority of others, instead of judging from our own observation.

It has been my endeavour to impart, in as clear and concise a manner as possible, practical information on the subject; and, whatever may be my deficiency of knowledge respecting it, I am, nevertheless, induced to hope, that the following imperfect essay, if it should be productive of no other benefit, may be at least the means of directing the attention of the profession to a malady, which, whether considered in itself, or in relation to its effects upon the constitution, is, in my opinion, among the most frequent and distressing to which the human frame is liable,

January 1, 1828.

PREFACE

TO

THE SECOND EDITION.

The publication of a second edition of this Essay affords me an opportunity of making some alterations and additions. The alterations will, however, for the most part, be found to consist more in the arrangement of the matter, than in the substance of the work itself.

To the original cases, which I consider by far the most valuable portion of the volume, several new ones are added; from the details of which, provided they are attentively perused, conclusions may be deduced of very considerable practical utility. Some of these cases elucidate, in a forcible manner, the co-existence of a highly

irritable, if not of a *diseased*, condition of the lungs, with stricture of the rectum.

When speaking of the formation of piles, I remarked, that they might be considered as a *salutary* consequence of stricture; with equal truth, may fistula in ano be said to be a *necessary* consequence of the same disease. If, however, we consult the writings of such authors as have more particularly studied the subject of fistula in ano, we shall find that the earliest of them make no allusion to the disease as being in any way connected with stricture; and though the more modern writers have adverted to the co-presence of the two disorders, they have for the most part considered fistula in the light of a cause, and not a consequence of contraction of the intestine. Whether I have formed a correct opinion on this part of my subject can only be proved by experience.

Each day's observation convinces me, not only of the extreme prevalence of the disease, which is the subject of this Essay, and of the important effects it too frequently produces, either by pro-

moting disorder in the organs more immediately connected with the lower bowel, or by forcing into action the seeds of such particular affections as may be lying dormant in the constitution ; but also, of the extraordinary manner in which it is overlooked by the great body of the medical profession.

Prior to the publication of the first edition of this Essay, I had not seen Mr. Calvert's work on the Rectum. I have since perused it ; and though I most readily admit its value and utility, I see in it nothing which at all tends to subvert the opinions I have advanced, or to abstract from their originality.

Among the cases in the sequel, are several in which injections were used both by the urethra and the rectum. I have, therefore, considered it advisable to substitute the word *enema* for injection per anum throughout the work.

12, Old Broad Street,
July 16, 1828.

PREFACE
TO
THE THIRD EDITION.

Although the period which has elapsed since the publication of the last edition of this Essay has been exceedingly limited, it has, nevertheless, afforded me an extended opportunity of practically applying the opinions I originally offered to the profession, and of witnessing their usefulness.

A careful perusal of the various additions made to the present volume, and more particularly of those cases which evince beyond a doubt the connexion of affections of the uterus and the vagina, with disease in the lower bowel, cannot, I should suppose, fail of awakening the profession to the study of a malady which has hitherto been most superficially attended to.

In the chapter which treats of the removal of the hæmorrhoidal excrescence, I have endeavoured to show the causes of the occasional

failure, either of the operation by the ligature, or by excision ; and likewise so to reason upon the subject, that the profession may be enabled to decide upon the comparative merits of each description of operation.

I had purposed to illustrate the various kinds of stricture by drawings. I was, however, so inconsiderate as to commit a large quantity of morbid preparations, which I had been some years in collecting, to the care of a professional gentleman of reputed character, from whose possession the most valuable of those preparations have been unaccountably lost.

In its present state, I trust this work will be found to be a useful book ; and I shall continue to prosecute my enquiries into the subjects of which it treats, through evil report, and good report, satisfied, that in the adoption of such a course, I perform a portion of my duty to the public and the profession.

12, Old Broad Street, London,

November, 1829.

PREFACE

TO

THE FOURTH EDITION.

Four years have now elapsed since the publication of the first edition of these observations. During which period, I have had the satisfaction of receiving from numerous medical friends, their approval of the practical opinions I originally offered to the public. This circumstance, together with the extensive sale of the work, may fairly, and without presumption, entitle its author to some small share of merit.

But whatever I may have done for the interests of science, or towards alleviating the suffering of my fellow-creatures, is matter for others to decide upon. Of the utility of the work, I en-

ertain no doubt, knowing it as I do to be a narrative of facts, founded upon the incontrovertible basis of truth.

Unto the present edition, I have added such observations on the Morbid Anatomy of Stricture, as a more extended field of enquiry has enabled me to make. I have also thought it right to recommend an alteration in the use of the bougie; by lessening the time it is suffered to remain in the rectum; and to increase its length. I have done so, because I find its effects more serviceable, under the former of these two changes, while by the latter, its introduction into the colon is ensured.

I have likewise given in detail several new cases, particularly those at the 88th, 136th, and 203d pages; with the view of proving the lamentable inattention which is paid to the treatment of the diseases of the rectum even at the present time.

12, Old Broad Street, London,

April, 1833.

CONTENTS.

	Page
Preface to the First Edition	v
Preface to the Second Edition	ix
Preface to the Third Edition	xiii
Preface to the Fourth Edition	xv

CHAPTER I.

Introductory. On the Anatomy of the Rectum	1
Of the Physiology of the Rectum	7

CHAPTER II.

*On the Causes and different Kinds of Stricture, the Morbid Anatomy
and Situation of the Disease.*

Of the Causes of Stricture	9
Of the Different Kinds of Stricture	20
Of the Morbid Anatomy of Stricture	21
Of the Situation of Stricture	22

CHAPTER III.

<i>On the Symptoms of Stricture</i>	25
---	----

CHAPTER IV.

Of the Constitutional Treatment of Stricture	32
Of Purgative Medicines	33
Of the Use of <i>Enemas</i>	36
Of the Management of the Bowels	38
On Diet	40

CHAPTER V.

*On the Introduction and Use of the Bougie; of its Formation; also
of Gum Elastic, Metallic, and Medicated Bougies.*

	Page
On the Examination of the Rectum	44
Of Membranous Bands in the Bowel	45
Of the Manner of Introducing the Bougie	46
On the Frequency of Passing the Bougie	50
Of the Manner in which the Bougie acts	53
Of the Quality of the Bougie	55
Of Sounding the Rectum with a Ball	56
Of Metallic and Gum Elastic Bougies	57
Of Medicated Bougies	58

CHAPTER VI.

*Of the usual Appearances which occur during the curative Process of
Stricture: and of the Manner in which we are to discontinue the
Use of the Bougie.*

Of the Symptoms during the Curative Process	60
Of Susceptibility of the Mucous Membrane	61
Of Irritation of the Sphincter Muscles	62
Of the Action of the Bougie upon the Bowels	63
Of Discontinuing the Use of the Bougie	64

CHAPTER VII.

On Dividing the Stricture.

On Dividing the Stricture	66
Of Membranous Bands in the Bowel	67
How the Operation is to be Performed	68
Of the Treatment after Division	69
Of Fissure of the Anus	70

CHAPTER VIII.

*On the Morbid Anatomy, Symptoms, and Treatment of Carcinomatous
Disease of the Rectum.*

Of the Situation of Carcinomatous Contraction	73
Of the Morbid Anatomy of Carcinoma	74
Of the Symptoms of Carcinomatous Contraction	75
Of the Treatment of Carcinomatous Contraction	76

CHAPTER IX.

	Page
<i>Remarks on the Urinary Organs</i>	78

CHAPTER X.

On Piles.

Causes of Piles	150
Of the Constitutional and Local Treatment of Piles	153
Of the Removal of Piles by the Assistance of Operative Surgery	157
Comparative Merits of Operation by Excision and Ligature	158

CHAPTER XI.

<i>Of Affections of the Womb and Vagina</i>	217
---	-----

CHAPTER XII.

<i>Of Distension and Permanent Enlargement of the Colon</i>	265
---	-----

CHAPTER XIII.

<i>Of Determination of Blood to the Head</i>	302
--	-----

CONCLUSION	316
----------------------	-----

CASES

Of Stricture of the Rectum, in Conjunction with,

Stricture of the Urethra,	80, 81, 105
———, and Abscess in the Prostate	101
———, and Retension of Urine	108
———, ———, and Mortifi- cation of the Stomach	116
———, Fistula in Perineo, a Communication between the Caput and Sigmoid Flexure of the Colon, Ileum, and Rectum, the Motions being voided by the Urethra, owing to an Opening between the Bladder and the latter Intestine	88

	Page
Irritable Bladder in the Female, with a Communication between this Organ and the Rectum; the Motions passing by the Urinary Canal	136
Abscess in the Prostate	99
Stone in the Bladder	111
Irritable Bladder, with Prolapsus of the Rectum, in a Child .	113
Mechanical Obstruction from a Tumour of Hydatids, between the Bladder and Rectum	129
Piles, with Ulceration of the Mucous Surface of the Bowel .	126
—, ————, and Irritation of the Lungs	163, 192
—, with Prolapsus of the Rectum	200, 202, 203
—, ————, and Abscess near the Anus	166
—, ————, and Enlargement of the Liver	187
—, with Eruption on the Body	167
—, with Contracted Sphincter	181
—, with Discharge from the Urethra	191
Scrophulous Disease of the Rectum, Lungs, Mesentery, and Glands in the Groins	210
Internal Abscess, with Loss of Power in the Lower Extre- mities	171
Various Affections of the Womb, or the Vagina, in Con- junction with Prolapsus of the Bowel, or Irritable Bladder	226, 229, 236, 238, 240, 244, 248, 251, 254
Enlargement of the Colon with Dropsy	267
—————, Irritable Lungs	286
—————, ————, and Tuberculated Liver .	293
Obstinate Case of Constipation, in which no Motion was passed for Fifteen Weeks	256
Determination of Blood to the Head	307, 312
—————, with Fistula	303

INTRODUCTION.

CHAPTER I.

UNLESS we have acquired a competent knowledge of the anatomy of the body, we cannot understand its physiology, much less the various diseases to which it is liable. Essential as this knowledge is to the practice of medicine, it is, if possible, of still greater consequence to the surgeon, being frequently his only guide in the performance of the various operations which fall to his immediate province. When thoroughly acquainted with the formation and relative position of the separate parts of the human frame, he not only practises the operative part of surgery with increased confidence and facility, but is enabled satisfactorily to understand the functions of the several organs and their mutual connexions.

In the treatment of Stricture of the Rectum, and the various affections with which it will frequently be found associated, this knowledge is

absolutely requisite; I cannot, therefore, introduce the subject of the following pages in a more useful manner, than by describing the anatomy of the rectum, and its relative position with the several organs contained in the pelvis.

On the Anatomy of the Rectum, and its relative Position with the Viscera in the Pelvis.

The rectum, the lowest portion of the alimentary canal, is usually about ten inches in length, varying, of course, to some trifling extent in different subjects, according to the stature of the individual. Though this may be considered as the ordinary length of the intestine, it is sometimes much longer. I have known instances in which the length of the bowel from the sigmoid flexure of the colon to the extremity of the gut, exceeded twelve and even fourteen inches. It lies in the posterior region of the pelvis, behind the bladder in the male, and the uterus and the vagina in the female.

Commencing at the termination of the sigmoid flexure of the colon, opposite to the left side of the sacro-vertebral articulation, it descends obliquely to the right into the pelvis in front of the sacrum, as far as the junction of its third and fourth por-

tions, where the gut is situated, in the mid line of the body.

Hence it proceeds forwards, and slightly downwards, under the bladder, as low as the prostate gland in the male, and under the vagina in the female, where it is surrounded by cellular tissue. At the prostate gland its third portion commences, which proceeds downwards and forwards to its termination at the anus.

Thus the rectum may properly be divided into three portions or curvatures, the superior and largest of which is made up of nearly half the length of the intestine, its concavity being turned forwards; the whole being covered by peritoneum, a process of which, denominated the mesorectum, farther connects it to the sacrum. The relative situation of this part of the rectum with the other viscera is, that it is in apposition with the bladder in the male, and the uterus in the female, and the inferior convolutions of the ileum in both sexes.

The second portion is formed of the part between the two angles, and is about three inches and a half in length, slightly curved, the concavity bearing upwards. The peritoneum usually extends over the whole of this portion when the bladder is empty; but as this organ becomes distended, it carries up with it its peritoneal investment, so as to leave the second curve of the

rectum only partially covered by the peritoneum. Superiorly, it is in contact with the posterior part of the bladder, vesiculæ seminales, and vasa deferentia in the male, and with the vagina in the female. Inferiorly, it rests upon the sacrum, and its lower part on the ischio-coccygeal, and levatores ani muscles; being only loosely connected with the bladder in the male, but very firmly with the vagina in the female.

The third portion, commencing at the second angle, has its concavity triflingly inclined backwards; superiorly, it is enveloped by fat and cellular tissue, excepting in front, where it is closely connected with the prostate gland; laterally, with the levatores ani muscles; and inferiorly, it is surrounded by the sphincter muscle, the cavity of the intestine at its lower portion being considerably larger than in the superior part of the bowel. No part of this portion of the rectum receives any investment from the peritoneum.

Besides these three curvatures, when the rectum is unusually long, lateral ones are occasionally found in the upper parts of the bowel.

In its natural condition the rectum is somewhat smaller than the colon, its coats being remarkably thick, for which reason the bowel is susceptible of great distension without any material mischief resulting.

When empty its mucous coat is thrown into

undulating folds, varying in number and size; near to the anus, these are larger than in the upper part of the bowel, and were denominated by Morgagni, the columns of the rectum.

Both the absorbent vessels and the mucous glands of the intestine are numerous, especially at its inferior part; the latter secrete a fluid, which lubricates the internal surface of the bowel, and facilitates the passage of the fæces. These glands occasionally enlarge from long-continued irritation, appearing like so many tubercles, in the centre of which is a small black speck, which shows the orifice of the excretory duct. I had an opportunity of examining a preparation of this diseased affection, in which the cells of the colon and the folds of the mucous coat of the rectum were in many parts filled with lumbricales; the constant irritation of which, by perpetually stimulating the glands, in all probability gave rise to the morbid appearance.

The muscular coat of the bowel is of greater density and strength than that of any other portion of the intestinal canal, and is composed of two layers of fibres, an external longitudinal, and an internal circular layer. The first of these is formed from the longitudinal fibres of the colon, which are arranged in three bands, uniting at the rectum into two layers; these, however,

speedily expand into one coat, the strength of which diminishes the nearer we approach to the sphincter.

The internal circular fibres do not completely envelope the bowel in its superior curvature; spaces are left between the bands; it is in these spaces, which form so many pouches, that collections of *fæces* take place when the habit of body has been long constipated. Towards the inferior part of the gut, however, the fibres form an entire covering, and at its very extremity, are so numerous as to have received the name of internal sphincter.

The arteries of the rectum originate in three sources, and are divided into the superior, middle, and inferior hæmorrhoidals. The superior result from the division of the inferior mesenteric; they descend along the posterior surface of the intestine, dividing into numerous branches, which ramify upon the lateral and anterior surface of the bowel, anastomosing with the branches of the opposite side, and with the middle hæmorrhoidal.

The middle hæmorrhoidal generally arises from the internal iliac; occasionally, however, it is a branch either of the ischiatic or internal pudendal: descending obliquely on the anterior surface of the rectum, it divides into various branches which

anastomose above with the superior, and below with the inferior hæmorrhoidal.

The inferior hæmorrhoidals arise from the internal pudendal; they ramify in the fat and cellular substance, surrounding the lower portion of the intestine, and, supplying the sphincter, anastomose with the middle hæmorrhoidal.

The veins of the bowel which are deficient of valvular structure, are peculiarly large and numerous, especially at the lower part between the mucous and muscular coats, where the appellation of hæmorrhoidal plexus has been given to them. Exclusive of these there are also proper hæmorrhoidal veins which follow the course of the arteries.

The nerves of the rectum are supplied from the sympathetic and sacral plexus.

A knowledge of the anatomy leads us to the consideration of the physiology of the rectum; as I think, one of the most beautiful instances elucidating that science throughout the human body.

The most superficial observer cannot but be struck with the utility of the peculiar form of the passage. Had this been straight, as from its appellation might rationally be supposed, we should have been frequently annoyed by a disposition to empty the bowel; not only, however, are we by its formation protected against this,

but the enlargement of the rectum at its inferior part, allowing a considerable quantity of matter to collect, gives sufficient time for the absorbents of the part to take up any nutritive portions of the food which may, as it were by chance, remain.

The structure of the muscular coat, clearly exhibits the care which nature has taken to enable this part to perform its functions. Thus the contents of the rectum are, to a certain extent, retained by the peculiar alteration in the arrangement of the longitudinal fibres, the power of which becomes weaker and weaker as they approach the sphincter. On the other hand, the circular fibres are weakest at the summit of the intestine, where they are least wanted. At this point the action of the diaphragm and abdominal muscles is sufficient to propel the feculent matter downwards; but as this approaches the inferior part of the bowel, such action diminishing, the contractile power of the intestine is proportionably increased. In short, the entire arrangement of the part, as respects its form, muscular structure, and general anatomy, evinces a design far beyond the invention of human ingenuity.

From the physiology we are necessarily led to the consideration of the pathology, or diseases of the rectum, among the most important of which is Stricture, which we next proceed to consider.

CHAPTER II.

*On the Causes and different Kinds of Stricture,
the Morbid Anatomy, and Situation of the
Disease.*

Those authors, who have written upon diseases of the rectum, attribute the origin of Stricture to various causes.

A late writer states, “That inflammation in any
“ part of the intestines may induce a spasmodic
“ contraction of the muscular fibres of that part,
“ will not be questioned, and hence, although in
“ some cases, it is the immediate cause of stric-
“ ture, as where a fold of the rectum, near its
“ lower extremity, being infiltrated with fluids,
“ is forced into the cavity in the form of an
“ irregular ring; or coagulable lymph being
“ thrown out, a new substance is formed from
“ the surface, yet it must often be considered as
“ the main exciting cause of stricture under other
“ circumstances.

“ On the other hand, it is not improbable that
“ partial contractions may remain after attacks of
“ cholic, or many other violent affections of the
“ intestines, and afterwards become the seat of

“ permanent stricture. In examining the bodies of
“ those who have died suddenly from cholic, from
“ the operation of poisons, from dysentery, &c.
“ especially with children, I have occasionally
“ found partial contractions of the alimentary
“ canal, particularly about the termination of the
“ ileum, the colon, and the upper part of the
“ rectum ; and I can readily conceive, that under
“ some circumstances, one or more of these parts
“ might never regain their former state of elasti-
“ city or distension, and at a subsequent period,
“ from a gradual change of structure, and a pro-
“ portionate contraction of the muscular fibres,
“ cause such a narrowing of the canal as to pre-
“ vent the regular passage of the contents, and
“ produce eventually a fatal obstruction.”

In another part he states, “ The presence of
“ acrimonious matter in the intestines, will, in
“ the course of time, produce a chronic inflamma-
“ tion of the villous tunic, ulceration, or such a
“ degree of irritation, as to give rise to a gradual
“ change of structure, and consequently different
“ forms of stricture.” *

Another surgeon writes, “ The disease called
“ stricture of the rectum is owing to a morbid
“ change in the inner membrane of the intestine ;
“ not, unfrequently, the inner edge of the sphincter

* Calvert on the Rectum.

“ ani being the seat of the stricture, and then the
“ finger enters only to the depth of the second
“ joint, when it is obstructed by a sort of mem-
“ brane standing across the passage.” *

A third author, after mentioning other causes, argues upon the formation of the disease in the following manner: “I have already observed, as
“ a circumstance well known to practitioners, that
“ a great number of persons are subject to habitual
“ costiveness, and that from a very early period of
“ life; which habit, in my opinion, medical men
“ are too apt to consider as a cause rather than an
“ effect. For it appears obvious to me, that a con-
“ stipated state of the bowels has been, too indis-
“ criminate, referred to a torpid or inactive
“ state of the bowels, arising (as it has been gene-
“ rally supposed) from a deficiency of the natural
“ secretions, but more particularly the biliary. In
“ old people, in delicate and debilitated consti-
“ tutions, but more particularly where purgative
“ medicines have been long and injudiciously ad-
“ ministered, there may be some reason for adopt-
“ ing this opinion. But there appears no just
“ ground whatever for concluding that, in a vi-
“ gorous and otherwise healthy person, and, per-
“ haps, very young too (which is often the case),
“ habitual costiveness should, under these circum-

* Bell on Stricture of the Rectum.

stances, occur from mere local torpor and inactivity; especially, if the natural stimulus of the bowels (the bile) should not be interrupted in its passage to the intestine, the absence of which alone could rationally account for such a state. In those cases of obstinate costiveness, which are known so often to baffle the attempts of medical men to overcome, is it not surprising, that the existence of a mechanical impediment should not strike the mind of the practitioner, when he has so frequent occasion to lament the inefficiency of the means he employs, and that his own efforts prove as unavailing as those of his medical brethren, to whom the patient had previously applied? Although it would be absurd to suppose that every case of habitual costiveness proceeded from mechanical obstruction in the passage, yet, from various conversations I have had with different sensible persons (some medical), who laboured under stricture of the rectum, I am much inclined to think, that the predisposing cause is the gut being somewhat narrower about the termination of the sigmoid flexure of the colon, than it ought to be for the purpose of allowing a free and easy passage to the fæces. I was led to adopt this opinion, in consequence of patients so often stating to me that, so long as they could remember, they never had a natural motion without experiencing more or less diffi-

“ culty. From whence it will appear obvious, that
“ if the passage should be preternaturally small, it
“ must necessarily form an impediment to the free
“ discharge of the fæces, and thus a foundation
“ will be made for a greater degree of contraction,
“ which will be more particularly noticed here-
“ after. There is another circumstance also which
“ is deserving of notice, as it has very much
“ tended to confirm the above opinion, respecting
“ the predisposing cause of strictures; and that is,
“ several members of the same family having been
“ afflicted with the disease, which has happened to
“ my knowledge in different instances. Such an
“ occurrence cannot, I think, be more satisfactorily
“ accounted for, than by supposing some original
“ malformation in the passage. I think it is not
“ improbable that, sometimes, the passage of the
“ fæces may be interrupted, in consequence of an
“ unusual projection of the last lumbar vertebra, or
“ the superior part of the os sacrum, as it is well
“ known the sigmoid flexure of the colon termi-
“ nates at that part (the most narrow) by a slight
“ curve, when the rectum begins, which passes
“ down before the sacrum to its termination at the
“ sphincter ani: on some occasions, I have been
“ sensible of this projection.” *

* White on the Stricture of the Rectum.

A more recent writer observes of stricture, "That it may be produced by whatever excites inflammation or irritation in the inner membrane of the canal." *

That stricture may ensue as a consequence of any of the foregoing specified causes, cannot certainly be doubted. Any circumstance, however, which produces local irritation in the rectum, existing for a continued period, may give rise to contraction: thus, habitual costiveness is one of the most frequent causes of the complaint.

Another, and I believe a common source of stricture will be found in the frequent administration of powerful doses of purgative medicines, a practice peculiarly tending to irritate the bowels, and, by promoting immoderate action, to impair their natural functions. Patients have often informed me, that the first symptoms of the disease followed immediately after taking violent aperients.

In like manner, stricture may result from indigestion; the acrid state of undigested matter irritating the inner coat of the bowel, and thus causing improper action of some particular part of the intestine.

Some peculiar conditions of the *sphincter ani*

* Copeland on the Rectum.

muscles give rise to the disease. Sometimes the external sphincter forms a narrow yet exceedingly firm constriction; while at others it is equally broad, extending to the depth of a full inch, or even an inch and a half. Occasionally, we find a complete separation between the external and internal sphincters, a considerable space intervening between the end of the rectum (which forms the internal sphincter), and the sphincter *externus*; so that there is no power at the extremity of the bowel to relieve it of its contents. This peculiar formation of the rectum has often been mistaken for stricture, and certainly if a careful examination of the bowel is not made, one may readily fall into this error: it is, however, no disease of the rectum, but arises simply from the two muscles not uniting as they ought to do.

Now either of these conditions of the *external* sphincter opposes the natural function of the rectum, causing patients to strain violently, when relieving their bowels, and the abdominal muscles thus excited press upon the superior part of the gut, and upon the sigmoid flexure of the colon, giving rise to contraction in these parts more especially. I have often found these conditions of the muscle accompanied with obstruction high up in the rectum.

That these affections may reasonably be consi-

dered as a cause, and not as a consequence of stricture, is, I think, anatomically demonstrable, since they originate in a redundancy of the muscular fibre of the part; the excessive action of which produces an inordinate thickening of their connecting cellular tissue. Furthermore, this opinion is supported by the treatment of the affections; for we shall not always be able permanently to remove the stricture of the rectum, unless we diminish the action of the sphincter by dividing it. I may likewise add, that I have seen many instances in which the external sphincter was preternaturally strong in infants.

Stricture may occur from enlargement of the prostate gland, or from disease of the uterus; from piles, tumours, excrescences, or from polypi in the rectum.

Fistula may induce the disease, though I believe the former affection occurs more frequently as a consequence than as a cause of stricture. Through the kindness of my friend Mr. Kierman, I was present at the examination of a patient, who died with severe sloughing around the anus, extending into the buttocks and perineum, also superiorly to the neck of the bladder. The individual had for many years laboured under fistula, and, as far as we could learn, for the symptoms of the case were not by any means

clearly narrated to us, every symptom of stricture in the rectum; the whole of which gut was considerably diminished in size, there being an extensive contraction at the sigmoid flexure of the colon; there was also stricture just before the bulb and at the membranous part of the urethra, in the latter situation nearly to the entire obliteration of the canal.

Among the cases narrated in the sequel, will be found several, clearly illustrating the connexion of fistula with stricture of the rectum; the former of which diseases I have repeatedly succeeded in curing by the removal of the latter.

Some authors have spoken of stricture of the rectum as consequent upon syphilis. On this point I confess myself sceptical, nor does the opinion appear to be much entertained by modern writers.

I have known instances of mechanical impediment to the passage of the fæces, produced by the growth of hard excrescences, situated just within the orifice, or upon the external verge, of the rectum. In several of these cases, the patients were females of profligate habits, from which source the disease in all probability arose.

But of all the distressing causes of stricture *carcinoma* is decidedly the worst, whether we look to its painful effects during life, or to its invariably fatal termination. Considering it to be of vital

importance that we should discriminate accurately between this species of contraction, and the simple spasmodic, or the permanent stricture, I have devoted a separate chapter to the consideration of carcinomatous disease of the rectum.

But these reasons are insufficient to account for the extreme prevalence of the disease. There certainly is frequently a predisposition to stricture; resulting, as I believe, from a narrowing of the colon at the sigmoid flexure. In the cure of the disease, we shall often find it impossible to pass a bougie of a size larger than number eight or nine into this part, yet the symptoms of stricture will be materially diminished, if not removed. Mr. White entertained this opinion, and if we consider the peculiar form of the intestine, and the natural consequence which is likely to follow from an accumulation of feculent matter at this part of it, it is by no means unlikely that his idea was correct. Now a child usually resembles its parents in its features, and I can see no substantial reason why the same similarity of structure should not occur internally, as is visible externally; hence, if the parent has this peculiar formation of the colon, its offspring may be born with a predisposition to stricture, which I believe is commonly the case. Admitting this to be a fact, it accounts for the instances I have seen, where stricture

existed in persons even of tender years; so early have I witnessed this, that I should be inclined to think the disease is sometimes congenital. It likewise accounts for a fact I have repeatedly noticed, of several members of the same family being afflicted with stricture: many times have I known one of the parents and the children to be the subjects of this disease.

In the case of a child, only four years of age, whose father I had attended for stricture of the rectum, the bowel was contracted at its superior extremity, to such an extent, that the introduction even of a small urethra bougie caused great pain. The little fellow was a sad sufferer, frequently labouring under prolapsus of the rectum, and scarcely ever passing a motion without the assistance of purgatives, and even then with pain and difficulty, attended with discharges of blood and mucus. In another instance, stated in a subsequent part of this essay, I could readily examine the obstruction. It was situated about two inches up the bowel, and imparted a sensation, as if my finger was introduced into a fleshy ring.

In short, any cause, constitutional or mechanical, creating irritation in the rectum, may ultimately induce spasmodic action of its muscular coat; thus, in the commencement, creating spasmodic stricture, and, from continuation, permanent contraction of the part.

I should consider that the greater portion of strictures are in their commencement mere spasmodic affections of the intestine. Now, since this is but an improper exercise of the natural function of the part, producing, at first, no organic alteration, the effect disappears with the vital powers of the system; for which reason we may frequently fail in discovering any traces of the disease after death, although clear and unequivocal symptoms of it existed during life.

It must, however, be obvious, that from whatever cause the disease arises, such cause remaining, the effects necessarily increase. One of the earliest of these is exhibited in the mucous coat of the rectum, which is thrown into irregular folds, forming so many receptacles for the accumulation of feculent matter.

But from continued irritation deposition takes place between the coats of the bowel, causing it to become hypertrophic, more especially at the angles of the intestine, which prevents the natural action of the part, so that in process of time, both its structure and function are permanently changed. Thus in the advanced state of the permanent stricture, the rectum is sometimes indurated, and thickened to so extensive a degree, as to lose all traces of its natural structure, having the appearance of a fleshy chord.

Notwithstanding this alteration in the general

structure of the part, the mucous coat is frequently but little changed. I have seen the intestine thickened to an extraordinary extent, scarcely any passage being left through it; nevertheless, its internal surface presented a perfectly healthy appearance. In the Museum of St. Bartholomew's Hospital, there is a valuable preparation, exhibiting this diseased condition of the parts.

So far as my observation has gone, I have found this usually to be the case in simple spasmodic stricture, when it is situated at or near to the sigmoid flexure of the colon, or in the upper part of the rectum. But where the irritation attendant upon the disease has been great and protracted, I have discovered inflammatory appearances, and patches of ulceration, in various parts of the mucous coat of the intestine, and this more especially, if the contraction is near to the orifice.

Occasionally the internal coat is destroyed altogether; at others, it is here and there thickened from the coagulable lymph, which has been deposited from repeated attacks of inflammation, having become organised.

In extreme cases, adhesions firmly unite the rectum with the bladder, and with the uterus, or, with the vagina; and fistulous communications between the rectum and these parts are frequently present.

We sometimes find bands of a firm consistence extending from side to side, forming septa across the bowel; these septa are most commonly situate towards the inferior part of the gut. Then again we find the intestine contracted in a circular form, being dilated immediately above the contracted part, by the perpetual lodgment of fæces, in the form of an hour glass. This is by far the most formidable kind of simple contraction, as well as the most difficult of alleviation. But the peculiar and morbid change generally found in cases of confirmed stricture, appears to be the result of considerable thickening of the bowel, from deposition in the cellular tissue which connects the muscular and mucous coats. In the worst cases of stricture this connecting medium will, occasionally, be found converted into a kind of gristly substance, possessing, nevertheless, a character very different from the cancerous affection of the intestine.

Respecting the situation of the disease, I have been surprised at patients informing me they had been examined by surgeons of considerable celebrity, and declared to be perfectly free from stricture, *simply after an examination made with the finger*, or with a bougie of only four or five inches length; and that even when the most decided symptoms of the disease were present. Doubtless there are many cases where the obstruction is sufficiently near to the orifice to permit of its detec-

tion by such means: I have had many instances of this description under my care, wherein, when first the patients consulted me I could not introduce the smallest sized bougie; but in by far the greater number, the stricture is situate too high in the intestine to allow of discovery from so limited a mode of examination.

When describing the anatomy of the rectum, it was shown that in its passage from the sigmoid flexure to its termination, it forms three curvatures; hence we should, *à priori*, expect to find obstruction at the angles of these, more commonly than at any other parts of the bowel. In the majority of the cases which have fallen under my observation, the stricture has been situated between five or six inches from the anus, about the situation of the angle, formed by the first portion of the rectum, and where, when the bowels are torpid or constipated, feculent matter is most likely to accumulate. Next in frequency I have discovered the disease at the junction of the sigmoid flexure of the colon with the rectum. It is at these points we shall more generally find that description of contraction, which results from what has been denominated hypertrophy of the sub-mucous coat. Circular stricture, however, will almost always be found within reach of the finger, owing to the redundancy of the circular muscular fibres

at the extremity of the rectum. This fact, together with malignant disease occurring most commonly near the orifice, has probably induced the error just alluded to. The true carcinomatous contraction almost always occurs at this part; the disease originating as I believe, in the mucous glands, which are more prevalent at the extremity of the rectum.

I am aware that this opinion is liable to objection, since cases have been related as of carcinomatous disease of the rectum where the contraction was situated at the most superior part of the bowel. But here I would remark, that it is only of late years that particular attention has been paid to diseases of the rectum, and that at the period those cases were published, very little indeed was known respecting stricture. Although therefore, I do not deny that malignant contraction may occur in any portion of the intestine, yet I am inclined to believe, that many cases described as carcinomatous affection of the intestine, were merely instances of permanent stricture, in which from protracted neglect, the bowel having become thickened and indurated, had ulcerated at different parts.

CHAPTER III.

On the Symptoms of Stricture.

INSIDIOUS as are the symptoms of contraction in the early stages of the disease, by close examination they may be detected, and we may thus frequently be enabled to correct the malady before it shall have reached the stage constituting the permanent stricture.

In its commencement, trifling irregularity of the bowels occurs, the motions being deficient in quantity, sometimes passed in small pellets, at others flattened like tape, or having the appearance of worms. This, however, is not invariably the case; for when the stricture is high up in the rectum, the feculent matter will gradually accumulate below the obstruction, and that in so considerable a quantity as even to cause severe pain in passing the sphincter.

Instead of the bowels being every day fully and freely emptied of their contents, a day, sometimes two, will now and then intervene without any eva-

uation occurring; or, which is more common, patients following their customary habits, will, at a particular period of the day, void, as they suppose, an adequate motion from their bowels, yet were they to examine the quantity, they would find it next to nothing. A soreness is experienced at the orifice of the bowel, where, after the discharge of the evacuations, the skin, from extreme rigidity of the part, frequently gives way, forming several small cracks or fissures distressingly annoying. Occasional pains occur in the loins and lower part of the back, which sometimes extend into the groins, particularly the left, the hips, and down the back part of the thighs. Sooner or later decided costiveness supervenes; opening medicines are resorted to, which, affording temporary relief, satisfy the patient and his medical friend.

This state of things will sometimes exist for an extended period; for months, nay, even for years, people will from day to day administer opening medicines, increasing the quantity in proportion as their constant use and the progressive advancement of the disorder render them necessary, till at last weary of the trouble and inconvenience, they relinquish them.

In the second volume of the Transactions of the Society for the Improvement of Medical and Surgical Knowledge, there is recorded the case of an

individual who died from obstruction of the bowels, produced by a stricture at the sigmoid flexure of the colon. The patient did not pass the slightest evacuation from his bowels for the extraordinary period of fifteen weeks prior to his death. The case is certainly a most remarkable one, and altogether so valuable, that I have taken the liberty of transcribing it in a subsequent part of this treatise. From the treatment which was adopted, it is evident that the nature of the complaint was not suspected during the patient's life-time.

Very speedily this irregularity is followed by a difficulty of voiding the contents of the bowels; after passing a motion, a sensation is experienced as if the rectum was not completely emptied; persons feel a disposition, yet have not the capability to pass more relief, and endeavour by straining to force out the contents of the bowel, which proves of little avail, serving only to produce a discharge of blood, or a protrusion of the end of the intestine. As the stricture advances, these symptoms progressively increase, till, at last, several days together will pass without any relief occurring, though the patient will be tormented by frequent calls, and the most painful yet ineffectual efforts.

Before this condition is confirmed, it is by no means uncommon for severe attacks of cholic to occur, accompanied with, or preceded by, profuse

diarrhoea. Acute spasms are felt throughout the bowels, more particularly in the colon, attended with a rumbling noise, from the collection of air regurgitating in the intestine, together with constant heat and itching around the entrance of the rectum.

In some instances accumulations take place in the colon, distending it to an enormous size; by degrees the whole alimentary canal is disordered, very commonly inflammation of the bowels or the peritoneum ensues, which, too often terminating fatally, discloses, through post mortem examination, the cause of the patient's sufferings. The functions of the stomach become severely impaired, and the general health proportionably suffers. The urinary organs are especially affected, and retention or incontinence of urine frequently happens. Serious disturbance often follows in the functions of the womb, in the bladder or the kidneys, the urine becoming scanty in quantity, high coloured, and occasionally emitting an offensive odour. The action of the liver is materially changed, the secretion of bile being either deficient in quantity, or of unhealthy condition.

When the stricture is some distance from the extremity of the rectum, this part is often prolapsed, after passing an evacuation, upon any violent, or, occasionally, even upon any ordinary

bodily exertion. On the other hand, if the contraction is near to the orifice, the patient is more commonly affected with piles, which sometimes bleeding to a considerable extent, afford temporary relief. Not uncommonly irritation is set up in the soft parts around the end of the bowel, and fistula forms. Of the truth of this latter circumstance I entertain no doubt. The tardy manner in which fistulæ close spontaneously, or even after operation, is matter of notoriety, as well as their frequent recurrence in the same individual.

The former of these circumstances has hitherto been (though I think erroneously) attributed to the action of the sphincter muscle, which is supposed to disturb the parts, and by destroying the granulations prevent the fistula closing. Much of the difficulty, however, arises from the peculiarity of the substance in which the fistula is formed. Nature, with her usual care, has judiciously placed a considerable portion of fat around the sphincter, so as to admit of the compression of the soft parts, without inconvenience. But when, in consequence of protracted irritation, matter forms in this substance, as it is but lowly organised, the granulating process is sluggish, and easily retarded by any trifling circumstance creating local disturbance. It is not, therefore, surprising, that if so important a cause of the disease, as stricture is


overlooked, that the fistula should be slow of removal, and occur again and again. Not long ago I was requested by a medical friend to see a lady who had undergone the operation for fistula five times; the disease returning a sixth time, led to the examination of the bowel, when a contraction was discovered between two and three inches from the orifice, which would not allow of the introduction of a bougie larger than number two. At the period I was first consulted the case was next to hopeless. Quantities of matter was voided spontaneously, daily, likewise upon any attempt to pass an evacuation. The patient's general health was seriously impaired; she had much fever, a severe cough, attended with purulent expectoration; all of which sufferings might perhaps have been avoided, had her case been properly investigated at an early period. A knowledge of this cause of fistula has led me always to examine the rectum with the bougie, prior to the performance of any operation for the latter disease; and many times have I been able permanently to remove this affection, by effectually destroying, or materially alleviating, the stricture of the gut, of which it was but a consequence.

By the gradual distension which takes place in the bowels, but more particularly in the colon, pressure is made upon the aorta, and the circula-

tion of the blood to the lower extremities becoming to a certain degree obstructed, coldness of the feet and cramp in the legs are experienced; and what is still worse, the due portion of the blood not circulating through the lower parts of the body, an increased quantity is necessarily thrown into the head, creating in this organ a sense of weight and constant pain, particularly in the occipital region, and not uncommonly, as I believe, giving rise to the formidable affection of apoplexy.

It is rare that surgeons are consulted before the disease has proceeded to such an extent, as to induce some one or many of the affections enumerated, all of which, I am persuaded, may be considered as the necessary consequences, if not the immediate symptoms, of the stricture; to the relief of these effects, instead of the removal of their cause, the treatment is usually directed, and, temporary benefit ensuing, the patient is lulled into a fancied security, till repeated and more aggravated attacks convince him of the error.

CHAPTER IV.

*On the Treatment of Stricture.*

In the treatment of stricture, our first object should be to correct local disturbance. Topical applications to the neighbouring parts, such as leeches around the entrance of the bowel, and cupping the perineum, nates, or loins, are often of material service: and where the disease is accompanied with considerable irritation of the bladder, it is beneficial to abstract blood from the lower part of the abdomen. In the use of leeches we should be cautious of the number we apply, for they will sometimes, when the parts are in a high state of excitement, bleed to a most extraordinary extent.

But it cannot have escaped the observation of the most inexperienced practitioner, that, in the treatment of all disorders and diseases, he is more or less successful in proportion as he attends to the functions of the stomach and bowels. We

readily understand why this should happen, when we reflect upon the important services they perform, that they are the source by which the body is supported and relieved of the impurities imposed upon it. The utmost attention should be paid to procure from the bowels a free and comfortable relief daily. To accomplish this, two points should be observed, first, that we do not load and annoy the stomach, by the too plentiful administration of food, and secondly, that we do not irritate the bowels through an injudicious use of purgative medicines.

Here I cannot too strongly deprecate the common every day's practice of giving violent doses of purgative medicine; not only is no benefit derived from such treatment, but serious injury is frequently induced. When adopted in diseases of the rectum such must be the result, since large quantities of feculent matter are driven from the small intestines into the colon, already distended, as a consequence of stricture in the rectum, and highly irritated, and thus arise frequent and distressingly painful efforts to pass motions, the straining to accomplish which, may, in extreme instances, induce inflammation, or even rupture of the intestine, at the sigmoid flexure. In making these observations, I trust I shall not be considered as drawing an exaggerated picture of afflic-

tion; such results are upon record : I have been an eye-witness of their occurrence, and common sense ought to convince us they are likely to be produced. A few years since, I attended a gentleman, whose wife died from the improper administration of violent purgative medicines. She had had for a long period an affection of the womb, which was believed to be carcinomatous, and she was of an extremely confined habit of body, always requiring the assistance of powerful doses of medicine to produce the slightest evacuation. After having had her bowels constipated several days, she was seized with inflammation of the peritoneum, to relieve which, in conjunction with the usual remedies, large doses of calomel, mixed with drastic purgatives, were administered for the space of two days and nights, without any other effect than that of producing the greatest inclination and straining to pass her motions ; in one of these attempts she suddenly exclaimed, “ Oh ! “ something has given way in my left side.” Cold clammy perspirations immediately succeeded, attended with faintness, which was speedily followed by delirium and death. Examination discovered that a cherry-stone had lodged in the sigmoid flexure of the colon, where the passage was almost obliterated by stricture, immediately above which the gut had given way, its contents escaping

into the cavity of the abdomen. Here, the existence of contraction had never been thought of by her medical friends, though probably it had been the exciting cause of the affection of the womb.

I doubt the propriety of the established practice of administering violent aperient medicines in attacks of acute inflammation of the bowels; and would suggest that, before the adoption of such a measure, we should ascertain, by the introduction of the rectum bougie, whether the inflammation is connected with any mechanical impediment in the lower bowel. I am convinced, by experience, that many cases of obstruction and inflammation of the intestinal canal occur as an effect of stricture in the rectum: now, it is very obvious, that where this is the fact, the exhibition of powerful aperient medicine is, to say the least, an inconsistent course to pursue; since we increase the irritation throughout the canal, more especially in the rectum, without lessening the mechanical obstruction from which that irritation arises. In the forty-ninth number of the Medical Gazette, there is reported a case which verifies this position. The circumstance of the inflammation of the bowels, originating in or being connected with contraction of the rectum, appears to have been totally overlooked by the medical attendants.

We cannot be too cautious to avoid this in-

jurious custom. While, on the other hand, the exhibition of mild aperients, such as castor oil, or electuary of senna, may be said to solicit the bowels to perform their office, and their frequent repetition in small doses seldom fails of inducing a salutary effect. Patients should be advised to take such a quantity of castor oil, confection of senna, or the electuary prescribed beneath,* as may be found adequate to produce from the bowels satisfactory relief once a day.

Nothing will be found more conducive to the regularity of the bowels than the daily use of the *enema*, throwing into the rectum, every morning or evening, half or three parts of a pint of water or thin gruel, comfortably warm, containing a dessert spoonful of castor oil. In simple spasmodic strictures, the perseverance in this plan will sometimes remove all symptoms of the disorder. By this course any extreme collection of feculent matter is avoided, and even in the most aggravated cases of obstruction, it will assist in preventing, or tranquillize local irritation.

There is not, probably, any improvement in

* Recipe, Confectionis Sennæ ℥i.

Sulphuris Præcipitati ℥iii.

Olei Juniperi guttas vi.

Syrup. q. s. misce.

Fiat electuarium. Sumat cochleare unum parvum horâ somni
pro re natâ.

modern surgical practice more simple, yet, at the same time, more beneficial than this custom. It is, however, necessary, that it should be adopted with judgment, and not in the injurious manner it is too commonly pursued. Many persons have informed me, that they have been in the habit and that under the sanction of their medical advisers, of daily distending the bowel with large quantities of fluid, by which the intestine in time loses its natural susceptibility of contraction; hence it permits a large portion of feculent matter to accumulate before any desire to pass an evacuation will be produced. Furthermore, this system is not altogether free from danger; for when the bowel is thus immoderately distended, it may, from the spasmodic action which will often be produced, give way immediately above the contracted part, where the mucous membrane is often destroyed by ulceration.

The quantity of fluid I have stated, will be found to answer every purpose, and the injection of such a portion may be adopted as a habit, at or for any period, without the smallest detriment. A variety of *enema* apparatuses may be procured at the surgeon's instrument makers. There is a very simple instrument of continental origin lately introduced into this country by Mr. Hartly, of Sweeting's Alley, and for ordinary circumstances, it is,

perhaps, the best method of administering *enemas* with which we are yet acquainted. It is not, however, applicable to all cases, like the common elastic bottle and pipe. By this we may inject any portion of fluid, however small, which is often a great advantage, as when administering laudanum or any particular medicine which we wish to be retained in the rectum. The latter apparatus has, at all events, this additional recommendation, that it is of reasonable price.

The extent to which persons will permit their bowels to remain inactive, without making the slightest attempt to promote their regularity, is surprising. A lady informed me, that her bowels were never relieved above once every ten or twelve days, that frequently they remained inactive for fifteen and twenty, and occasionally even for a month; yet she wondered that her general health was bad! Another lady stated, that it was common with her to pass five and six days without any motion occurring, though for twelve years past, she had never omitted to take every night her aperient pill. There is not, in the whole practice of our profession, a point upon which we shall find it more difficult to acquire correct information than on this essential particular: from mistaken notions of delicacy, the truth is too often concealed; and

it can be obtained only by an inspection of the motions, a duty no medical man, however eminent, or however extensive his practice, should fail to perform.

It is sometimes beneficial to attempt to obtain evacuations at a stated period of the day. Persons, when in good health, have usually an inclination to relieve the bowels immediately after breakfast; the pressure of the distended stomach upon the transverse arch of the colon causing it to contract and propel its contents towards the rectum, which, becoming distended and irritated, gives rise to the desire of going to stool. This opportunity should not be neglected, for the activity of the absorbents in the bowel will remove the softer particles, and the bulk being thus reduced, the disposition soon subsides. Feeling the desire, with a deficiency of capability, persons endeavour, by violent straining, to accomplish their object, which, not only is of no service, but adds to the local irritation, and increases disease.

Where the bowels remain exceedingly inert, accompanied with more or less hardness and fullness of the lower part of the belly, it is useful to administer an aperient draught, at intervals of two or three days apart. I have been surprised at the quantity of feculent matter brought away by this medicine, after the patient has taken oily

aperients for weeks.* I presume this arises from the secretion which it promotes, softening the indurated and long collected fæces. In ordinary cases, however, no better medicine can be advised than castor oil, or the aperients before mentioned.

Having considered the point of medicine, I proceed next to a few simple observations upon the subject of diet.

It may, perhaps, be accounted superfluous to enlarge upon this particular part of the treatment: to attempt, however, to relieve any formidable complaint without the strictest observance of diet will be found an unprofitable employment of time.

If we advert to the causes of the different diseases with which mankind are afflicted, we shall be constrained to admit, as the most fruitful source of them; those habits of luxury by which the health, comfort, and prosperity of society are alike contaminated and destroyed. Instead of enjoying the simple products of nature, recourse

* Recipe, Pulveris Rhæi gr : xii.

Potassæ Sulphatis 3ss. Misce bene.

Adde, Tincturæ Sennæ 3iii.

Infusionis Sennæ 3vj.

Aquæ Menthæ Viridis 3iv.

Misce. Fiat haustus horâ somni sumendus.

is had to every species of unnatural and artificial combination to gratify the palate and pamper the appetite. Not content with loading the stomach with immense quantities of food, we irritate and distend it with substances alike dissimilar and unnecessary. The observations of the late Mr. Abernethy, than whom a sounder physiological surgeon did not exist, with reference to this subject, cannot be too highly appreciated either by the profession or the public. He has shown the absurdity of putting more food into the stomach than it is capable of digesting; likewise the various and important diseases which arise solely from a disordered condition of the stomach and bowels.

The diet for patients labouring under stricture of the rectum ought to be of the kind most nutritive and easy of digestion; by which the quantity of feculent matter will be lessened, and thence the necessity for aperient medicine greatly diminished. Of this description are weak cocoa, chocolate, or milk, any of which may be taken for breakfast; beef, mutton, and a preponderance of animal food for dinner, to the exclusion of made dishes, pastry, undressed fruits, and fermented liquors. I have no wish altogether to prohibit the taking of wine; two or three glasses will not in ordinary cases do mischief; nevertheless, I am

persuaded that the functions of the stomach are frequently impaired by the practice of taking immense quantities of fluid with our meals. The sensation of thirst results from a deficiency of secretion in the stomach, which secretion is most plentiful during the process of digestion. But by distending the stomach with large quantities of fluid, we also dilute the gastric juice, in which peculiar secretion, as we believe, the principal power of digesting the aliment rests; thus we either impose upon the stomach the necessity of secreting the gastric juice in an increased quantity, or we render the process of digestion uncertain and incomplete.

The effect of this dilution may be familiarly elucidated by chemical experiment. Suppose we wished to dissolve any particular substance by the power of an acid; should we not do so more speedily and effectually by pouring the acid upon the substance in an undiluted state, than if we were to lessen its strength by diluting it with large quantities of fluid?

Two or three hours after meals, when the sensation of thirst naturally arises, a moderate quantity of any fluid most agreeable may be taken. In this country it is usual with most persons after dinner to take tea, and not unfrequently an imprudent use of this beverage, simple as it may

appear, is the cause of derangement of the stomach, either from excessive indulgence in quantity, or which is more common, from drinking it exceedingly hot. I consider it injurious to take any fluid into the stomach of a temperature, which imparts a sensation of heat; for by such means we diminish the tone and contractile power of the organ, and that at a time when it is requisite to excite, rather than diminish, its muscular energy.

Another point of essential moment is, that we thoroughly masticate our food; otherwise the labour of the stomach will be materially increased, in which cause alone indigestion may originate.

When the dinner has been taken at an early period of the day, a light supper is requisite; but the custom of taking late dinners, generally supersedes the necessity for any subsequent administration of food.

CHAPTER V.

On the Introduction and Use of the Bougie; of its Formation; also of gum elastic, metallic, and medicated Bougies.

We now arrive at the most important point for consideration. However great may be our attention to the constitutional treatment of stricture, we shall, in most instances, find such attention to be merely palliative of the disease; it is by the careful and scientific use of the bougie alone, that we may expect the curative measure to be accomplished. One or two hours previous to the examination of the rectum, an *enema* is to be administered of tepid poppy water, containing from thirty to fifty drops of laudanum, which will tranquillize the bowel, and remove any lodgment of fæces. The patient should also be requested to make water immediately previous to the introduction of the instrument. The rectum is first to be examined with the finger, to ascertain that there is no kind of obstruction near the orifice.

It is not very uncommon, to find the passage, within an inch or two of the sphincter, more or less obstructed by membranous bands of a firm consistence extending across the gut. These bands, which may be more properly considered as strictures *in* the part, than strictures *of* the part, may be freely divided without any apprehension of danger.

It has been suggested to me that this position admits of a doubt, since the adhesion of two mucous surfaces does not usually take place. I can only say that I have seen it several times. I am attending a female, at the present period, in whose person the rectum from this cause is nearly obliterated. When, in the year 1829, I first saw her, the fore-finger could be passed with perfect ease, into the two channels formed from the complete division of the bowel by the septa extending across its lower part. The gut is now so thickened from chronic inflammation, that one of the passages is totally obliterated; and a small tobacco pipe can hardly be passed through the channel which remains. Notwithstanding this, the patient has little visible sign of the serious mischief which has taken place, though she seldom passes many weeks without some description of illness. During the period she has been under my observation, I have attended her in repeated attacks of inflamma-

tion occurring in the bowels, peritoneum, kidneys, or bladder. And some idea may be formed of the frequency of these attacks, when I state that in two years and a half she has been bled to the amount of four hundred and seventy ounces, exclusive of the quantity of blood abstracted by the application of above three hundred and fifty leeches. Her case has been to me equally instructive and interesting, since it has shown how large a variety of effects may originate in the same cause; but to return to the subject before us.

Not unfrequently, especially if the stricture is near the orifice, we find the mucous coat forming the columns of the rectum, irregularly thickened and indurated, being thrown into many folds, one or more of which are protruded at, and sometimes after, an attempt to pass an evacuation. At other times the cavity of the gut will be more or less obliterated by piles, the surface of which being in an ulcerated state, may lead to the formation of an erroneous opinion of the nature of the case. I know an instance in which a patient happening to be examined under this condition of the bowel, was declared to suffer from cancerous disease of the part.

The patient, if a male, should be placed leaning over the back of a chair, or the side of a bed. In females the examination, being made beneath

the bed clothes, is, of course, conducted without the least exposure. A full sized bougie, not less than eleven inches in length, well oiled, properly softened by immersion in very hot water, and adapted to the shape of the passage through which it is to be passed, is to be introduced, with the convexity of the first curve towards the sacrum, in which way it is to be guided upwards and backwards near about two inches,* through the third portion of the bowel; provided it gives no pain, for the introduction will commonly produce an uneasy sensation; we continue to propel the bougie in the same direction, about three or three and a half inches higher, or through the second portion of the rectum. The point of the instrument will now bear directly upon the hollow of the sacrum, and the but-end towards the left side of the body. With a view, therefore, of avoiding the sacrum, and of accommodating the bougie to the great curve of the bowel, we change its position, by describing the segment of a circle from left to right, with the taped end, turning it upwards, and at the same time continuing to pro-

* The last curve of the rectum is so trifling, that it matters not whether we introduce the convex or concave part of the instrument towards the sacrum, but by passing it with the convexity backwards, we avoid the necessity of altering the position of the bougie in passing it through the second curve of the bowel.

pel the instrument. Having described this segment, we shall have carried the bougie full four inches farther, or to what may be considered the extent of the rectum. But it is yet to be introduced into the sigmoid flexure; we, therefore, triflingly depress the taped extremity of the instrument, while we continue to propel it upwards, till the whole is fairly through the sphincter.

Having passed the bougie between five and six inches, the patient generally complains of some uneasiness, for it hardly amounts to pain, not only in the rectum, but over the surface of the abdomen, particularly in the umbilical region.

If we encounter obstruction, *the most trifling* pressure is to be maintained for a minute or two, and if under this careful pressure the pain increases, and the instrument remains stationary, it is to be withdrawn, the next size introduced, and so on from above downwards, till we find one which can be passed with inconsiderable pain or difficulty its entire length. Should we doubt whether the bougie has entered the colon, the doubt will be removed by relinquishing the pressure from the end of the instrument, when, if the bougie has not entered the sigmoid flexure, it will slowly recoil. We are occasionally apprised of its having entered this part by the passage of air from the bowel.

I have heard it stated that it is highly dangerous, nay, some have gone so far as to assert that it is not practicable, to introduce the instrument into the sigmoid flexure of the colon. It is no wonder that such opinions should be expressed by those who are superficially acquainted with the subject, especially when we take into account the description of bougie usually employed. But I can state in the most unreserved way, that an instrument such as hereinafter alluded to, may be introduced, in the way I have described, twelve, and even fourteen inches, with perfect facility, provided the rectum and end of the colon are in a healthy condition. I have passed some thousands of bougies of the former length; and can with truth declare, that I never knew the slightest inconvenience to result from their use. Art, is, however, gained by practice, which only will enable the operator to accomplish his object with satisfaction to himself, and utility to his patient.

The instrument is to remain in the bowel five or ten minutes, provided it produces no material irritation, care being taken to affix a tape through the loop to prevent the bougie being drawn up into the rectum; at the expiration of that time it should be removed, and allowed to harden in the shape to which the intestine has moulded it: this will be of service in the subsequent treatment of

the case, acting as a guide by which we adapt the several instruments throughout the curative process. When we withdraw the bougie, we should bear in mind the anatomy of the rectum, being cautious not to strike the point of the instrument against the angles of the intestine, the bladder, or the womb.

Upon the two or three first introductions of the instrument, the patient often experiences a distressing desire to relieve the bowels; this desire will, however, gradually subside.

At intervals of from three to five days the operation is to be repeated, increasing the size of the bougie, and the period it is suffered to remain in the intestine, according as the circumstances of the case permit. We shall commonly be enabled to use a larger instrument on the second, third, and fourth introductions, when that we commenced with does not exceed number four; but when the size reaches number seven, we shall seldom be enabled to increase it more often than at every other introduction; as the instruments become of larger dimension, we shall be necessitated to pass the same many times; but no established rule can be laid down upon this point, which must depend upon the extent and nature of the contraction, equally with the constitutional irritability of the patient.

It will be perceived that I differ materially

from many gentlemen who have written upon stricture of the rectum, as to the frequency of introducing the bougie. One author says, “The means of cure are, proper laxatives regularly taken, the use of clysters to prevent the lodgment of fæces above the stricture, and the *daily* introduction of the bougie or tent.” *

Upon the same subject another gentleman remarks, “When, by habitual costiveness, by the stools wanting their usual figure, the constitution being otherwise in tolerable health, an organic obstruction to the passage of the fæces is suspected, and this suspicion is confirmed by examination of the rectum with the finger; the first object of the surgeon should be an enlargement of the part by the introduction of the bougie. This bougie should be of such a size as to pass, when well lubricated with oil, without much difficulty or pain. Sometimes, when the disease has been of long continuance, it will be necessary to begin even with a large sized urethra bougie, or one of the same size as those which are made for the œsophagus, and of a length that is likely to pass beyond the stricture; that is, about six or seven, or eight inches; but I think it is of consequence to use a bougie at first rather

* Bell on Diseases of the Urethra and Rectum, page 333.

“ too small than too large. The benefit is derived
 “ much more from the continuance of the bougie
 “ in the rectum, than from a sudden dilatation of
 “ the strictured part; and when it forcibly dis-
 “ tends the stricture, the pain which is produced,
 “ renders it necessary to withdraw the bougie
 “ much sooner than if it had been of a size to
 “ pass easily.*

“ When it has remained for half an hour or
 “ more, according to the feelings of the patient,
 “ it should be removed, and passed again the next
 “ day, and the same sized bougie should be con-
 “ tinued for several days, before any attempt be
 “ made to enlarge it.” He farther adds, “ That
 “ for some time after all symptoms of the com-
 “ plaint have disappeared, it is necessary occasion-
 “ ally, that is, every two or three days, to intro-
 “ duce the bougie and withdraw it again.” †

A third writer, after giving proper caution re-
 specting the manner of passing the instrument,
 adds, “ At first it should not remain longer than
 “ half an hour in the rectum, or if there should
 “ be much irritation not so long; this, however,
 “ very seldom happens with the bougie I employ,
 “ after it has completely passed the stricture. By
 “ degrees it may be suffered to remain eight or ten

* Copeland on the Rectum, page 28.

† Id. Ibid.

“ hours at a time in the rectum, with a little or no
“ inconvenience to the patient ; in general it may
“ be used daily.” *

Now the action resulting from the introduction of the bougie is twofold, dilatation and absorption. It is by dilatation that the spasmodic stricture is overcome, and by dilatation and absorption combined, that the permanent obstruction will often be materially alleviated, and occasionally removed. Our object should certainly be to dilate the passage as speedily as possible, nevertheless it ought to be borne in mind, that the introduction of the instrument causes an action or irritation, by which we overcome the unhealthy condition of the part. This action, or irritation, should be allowed to subside before we again introduce the bougie. If, however, we daily pass bougies, suffering them to remain in the rectum for eight and ten hours at a time, I would ask, what time do we allow for the subsidence of the irritation we have created? Nay, do we not encounter it at every use of the instrument, and thus rather promote than lessen disease? In the early period of my practice, I adopted the plans recommended by the gentlemen alluded to; but, as I proceeded in different cases, rea-

* White on the Rectum, pages 77, 78.

soning from analogy, I resolved to pass the instrument less often, and was soon convinced of the benefit resulting from such a mode of treatment; my patients experienced less irritation, and I was enabled to increase the size of the bougie more rapidly than when it was passed every day. Bougies should be used for the relief of stricture in the rectum nearly upon the same principle on which they are introduced for the removal of obstruction in the urinary canal; and I feel assured that very few of the profession of the present day put their patients to the unnecessary suffering and expenseresulting from the daily use of instruments.

Another point of nearly equal importance is the quality of the bougie. A knowledge of the anatomy of the rectum evinces the necessity of our using an instrument capable of ready adaptation to the peculiar form of the passage, otherwise its introduction will be not only of no service, but productive of serious injury; nay, we may even form an erroneous opinion of the existence of stricture, through rudely pressing the bougie against the angles of the gut, the uterus, bladder, or the sacrum. In this particular, the quality of the bougie, I also dissent from the opinion of the late Mr. White. For the great majority of cases the instrument he recommended, has not, I think,

a sufficient degree of firmness ; its structure permitting it to yield too readily to the action of the bowel, by which that pressure is not maintained which is necessary to overcome the spasmodic affection of the intestine, and to promote the absorption of the deposition between its coats. It is probably the trifling action it induces which allows of its being so frequently introduced.

It likewise appears to me liable to another objection : being principally composed of rolls of lint, when bent it falls into wrinkles ; hence it is apt to entangle in the folds of the mucous coat of the intestine. But where the stricture is accompanied with an enlarged and tender condition of the uterus, or where the rectum is particularly irritable, Mr. White's instrument is perhaps preferable to any other ; and this for the very reason for which I consider it objectionable in the generality of cases, to wit, the ready way in which it yields to the action of the parts.

The bougie I have been accustomed to use, is composed of fine linen cloth, *heavily* coated with wax, and a certain portion of diachylon plaster, coloured with a small quantity of lamp black. By immersion in very hot water, for some minutes previous to its being used, it is rendered soft and pliable to any extent, retaining, nevertheless, one regular and smooth surface ; and as it re-

quires a temperature above blood heat to keep it soft, it hardens in the rectum, so as to afford a resistance to the action of the strictured surface, and to form a mould of the bowel.

In its formation, care should be taken that the tape composing the loop is passed through nearly the whole length of the instrument, otherwise it is apt to become loose, and to give way when we attempt to withdraw the bougie from the bowel.

The largest size bougie I am in the habit of passing measures in circumference three inches and a half, the smallest one inch; the interval between the two is subdivided into ten sizes, constituting in the whole an increase from one to twelve. The length for full grown persons, taking the standard of the human body at from five feet eight to five feet ten inches, is about twelve inches.* Mr. Brough, of Bartholomew Close has usually made them for me.

A distinguished surgeon has advised "sounding the rectum by a ball fixed to the end of a piece of whalebone," a mode of examination I should not be much inclined to practice; indeed I cannot conceive how it can be made with any service. It is obvious, that as the rectum is but loosely con-

* I have occasionally introduced instruments of full fifteen inches in length.

nected with the pelvis, and the pressure of the instrument only on the ball at its point, that the operator must make a fixed position of each angle of the intestine before he can pass it, nay more, that he can pass these only by so doing; which practice appears to me to be not a little hazardous.

Again: if the ball is of any size, it must produce severe pain in passing the obstruction, from the sudden manner in which it distends the part; added to which, it gives us little or no information, either of the extent or the peculiarities of the contraction when it is introduced; neither is the withdrawing of it a safe process, to say nothing of the great pain it gives rise to. A medical friend, who was examined in this manner, informed me that the operation was "all very well in passing the obstruction, but the pain in withdrawing the instrument was horrible."

As to gum elastic bougies, when the stricture is remote from the orifice, the introduction of them is next to impracticable, since they cannot with safety be adapted to the several turns in the passage, especially at the superior portion of the rectum, where the greatest care is necessary to guard against injuring the bowel.

Of *metallic* rectum bougies, I should not have considered it necessary to say any thing, were I not acquainted with the fact, that such instruments are made, and therefore, as it may be presumed, for

practical purposes. A very few years since it was the usual practice of the profession, with the exception only of the late Mr. White, to introduce this description of instrument. This fact may probably be questioned, the truth of it, however, may be verified by any surgeon's instrument maker. I have repeatedly seen metallic rectum bougies, made to order, perfectly straight, and varying in length from three to seven inches; indeed, I once saw an instrument of this kind eleven inches long, tapering to the point; the butt, measuring three inches and a half in circumference. No better proof could be adduced of how little the diseases of the rectum were understood than these facts. I should hesitate in the employment of metallic rectum bougies in any case; in the hands of the experienced anatomist they are, as I think, useless, and in those of the inexperienced, highly dangerous.

With respect to medicated bougies: when the stricture is accompanied with extreme local irritation, benefit may be derived from introducing an instrument smeared over with an unction, composed of one ounce of elder flower ointment, mixed with a scruple of very finely powdered opium. A portion of this becoming absorbed, renders the rectum less irritable; and thus the disposition of the bowel to reject the bougie when it is introduced is diminished. So, where there is

any substantial reason for believing the stricture to be connected with *syphilis*, the bougie may be smeared with mercurial ointment: a method of introducing mercury into the system which I have found both expeditious and convenient. By this mode I have succeeded in producing salivation in forty-eight hours. Some writers have spoken of the introduction of instruments, which being in part composed of peculiar medicinal substances, were believed to exercise a specific action upon the part. The progress of surgical knowledge has justly removed a great deal of the confidence entertained in the effect of such bougies. In a limited number of instances I have tried the use of iodine; by lubricating the lower part of the rectum, or the inner surface of the anus with a portion of ointment of the size of a nutmeg, made of the strength recommended in the formula of Majendie.* In cases of circular contraction, within reach of the finger; or, when the surface of the bowel at its extremity, is studded, as it occasionally will be found to be, with little hard tubercles, I have fancied benefit followed this application; but I confess I have not given the point sufficient attention, to justify my giving a decisive opinion as to its merits.

* Recipe, Potassæ Hydriod: $\frac{1}{2}$ gros.

Axunge $\mathfrak{z}i\frac{1}{2}$.

Misce bene. Pars parti affectæ nocte maneque applicanda.

CHAPTER VI.

Of the usual Appearances which occur during the curative Process and of discontinuing the Use of the Bougie.

As we proceed in the treatment of the disease, various effects will arise. I have known each introduction of the bougie to be immediately followed by cramps in the thighs and legs; several instances of this description have occurred to me, principally in the persons of females.* In another female patient, considerable numbness, accompanied with pain, was felt in the right leg only, while the instrument lay in the rectum. I have seen shivering fits produced from its introduction: and occasionally an inclination to sickness: but, unlike what takes place when first the

* This symptom may be rationally accounted for, by supposing that the instrument presses upon the nerves which supply the inferior extremities with sensation.

uretha bougie is passed, I have seldom known it give rise to fainting. Not uncommonly when the point is passed into the colon, and during the time it remains in this intestine, trifling pains, similar to such as are experienced after taking opening medicine, are felt over the surface of the abdomen, particularly in the epigastric region. After one or two introductions of the instrument, if these pains do not occur at the time, they frequently follow, and are usually succeeded by a discharge of a jelly-like substance, or by offensive motions. I have known the irritation to be so great, that patients have been alarmed, and apprehensive of inflammation of the bowels; it generally, however, subsides without any medical treatment; should it be otherwise, a cordial aperient draught * will remove it.

Another circumstance, which I have often noticed during the curative process, is a peculiar susceptibility in patients to take cold; so common an effect is this that I invariably admonish them to be cautious of avoiding it. I find by reference

* Recipe, Pulveris Rhæi.

Confectionis Aromaticæ $\overline{\text{a}}$ a ʒi.

Tincturæ Sennæ ʒii.

Tincturæ Cardamomi compositi ʒi.

Aquæ Menthæ Piperitidis ʒx.

Misce. Fiat haustus pro re natâ sumendus.

to the notes of various cases of stricture in the rectum, that in a very large proportion of these, though the utmost care was taken to guard against the affection, the patients suffered more or less from irritation of the mucous membrane.

This symptom first directed my attention to the probability of consumption being sometimes connected with stricture of the rectum: I have seen instances of the co-existence of the two diseases exhibited in *post mortem* examinations.

Of all the annoyances attendant upon the introduction of the instrument, none is so troublesome to the patient and the surgeon as the powerful action and the irritation of the sphincter muscles. The latter we may lessen by taking care to pass the bougie completely into the rectum, first affixing a tape through its loop, a precaution which should never be neglected; for the bowel will sometimes draw up the bougie, so as to take it out of the reach of the finger: this happened in one of the cases hereinafter narrated. The patient, exceedingly alarmed, sent for me; but prior to my arrival he had voided the bougie, rolled up like a ball. It caused the most distressing pain in its passage through the sphincter, but no subsequent inconvenience resulted from the accident.

With the view of diminishing the action of

the external sphincter, a plug about two inches in length, of a size which can be passed without causing any great uneasiness to the patient, should be introduced on a level with the external verge of the orifice of the rectum, an hour or so, prior to the use of the bougie; and retained for ten or fifteen minutes. In this way the sphincter will be rendered less irritable, as well as more easy of dilatation; and by gradually increasing the size of the plug, the contraction and irritability will often be so far overcome as to render the division of the muscle unnecessary; sometimes, however, we shall be obliged to adopt the latter course, in which case, the operation may be easily performed in the manner I lately recommended in my *Practical Observations on Prolapsus of the Rectum*.*

The bowels will sometimes become regular, after a few introductions of the bougie; while, in other cases, weeks will elapse before any material benefit will be produced; and too often, though the general health and appearance of the patient are evidently benefited, a regular action of the bowels never returns. In these last instances, the obstruction will often be found high up, and, in all probability, of many years standing; one of the most frequent and important conse-

* See *Practical Observations on Prolapsus of the Rectum*.

quences of which, is a permanent enlargement, and consequent impaired function of the colon.

We should persist in passing the bougie, till, if possible, we are able to introduce a size as large as number ten or eleven readily into the sigmoid flexure. I have, however, several times found it impracticable to go beyond number nine.

The introduction of the instrument is to be discontinued by degrees; and we are to pass it at more protracted intervals, till, at last, we simply use it as a preventive, once in six weeks, two or three months, or as the peculiar circumstances of the case may require. Sometimes we shall not find it necessary to have further recourse to it; but by far the greater number of cases will need the occasional use of instruments for life. Happily, however, the patient, after some time, is enabled to become his own surgeon, by which he is saved unnecessary inconvenience and expense.

Under the attentive practice of the plan laid down, we shall find a great majority of the cases of stricture to be alleviated, and many to be removed. Yet, occasionally, the cure is tedious and troublesome, requiring the greatest degree of attention on the part of the adviser and the advised. This particularly applies to females, whom a disinclination to narrate the features of the com-

plaint, and to undergo the treatment necessary for its removal, has led to bear the disease to a protracted period; when it has not only reached the condition of a permanent stricture, but has become connected with some secondary local affection, and with serious impairment of the general health.

The foregoing observations comprise the constitutional and local treatment I have generally pursued in cases of simple spasmodic, and permanent stricture of the rectum. When the disease has produced the lamentable effect of a communication between the rectum and the bladder or the vagina, I am unable to recommend any method likely to be of service. Among the cases which are added to the present volume are two in which the feculent matter was discharged by the urinary passage; the details of which will be found equally singular and instructive.

CHAPTER VII.

On Dividing the Stricture.

Taking into consideration the danger consequent upon hæmorrhage, the probability of inflammation, and the distressing irritation which arises from the necessity of keeping the divided portions of the gut separated during the healing process, the division of a stricture may be always accounted a dangerous, and, in many cases, an equally useless operation. There are few instances, where it can be attempted consistently with utility and safety. In those cases of stricture which do not admit of dilatation with the bougie, there is more or less thickening, the result of deposition in the cellular tissue between the mucous and muscular coats. Now, in order to afford permanent benefit by the operation, it will be necessary to divide this deposition as deep as the muscular coat of the bowel; a proceeding which, notwithstanding the confident manner it has been recommended by some writers,

will be found difficult and not unfrequently impracticable.

The division of the strictured surface may be attempted where it is sufficiently near to the orifice, to admit of an examination of the part being made with the finger,* indeed, unless this can be accomplished, I should not feel justified in attempting the operation: since there is not any safe criterion whereby to judge of the extent and nature of the contraction, or any guide to prevent our injuring blood vessels of considerable magnitude, the hæmorrhage from which might, under circumstances of local irritation, prove fatal.

Even under the most favourable progress, the patient will find a difficulty in retaining either a short bougie or any other substance in the bowel, after it has been divided, and which is essential to ensure the success of the operation.

It may be necessary, in making these observations, to draw the reader's attention to the distinction between that kind of obstruction which is produced from the formation of adventitious bands, or septa in the rectum, and stricture of the gut itself; since, as I have before mentioned, the former may be freely divided without any apprehension of danger.

* This of course does not apply to carcinomatous, or any other malignant disease of the rectum.

Having resolved upon the performance of the operation we proceed in the following manner. The forefinger of the left hand being introduced into the rectum, to ascertain the most prominent parts of the stricture, and that no vessels of magnitude prevent its safe division, a broad probe-pointed bistoury, its side resting upon the finger, is to be passed fairly beyond the obstruction; the edge should then be everted, and the stricture divided, in one or more parts, as may be necessary. Sir Astley Cooper's knife for hernia, made broader in the back than is common, is an excellent instrument to use for this purpose. It will generally be requisite to divide the intestine in several bearings, and we should not be satisfied till we are able to introduce a bougie of the size of number nine or ten. I think this mode preferable to that of making one deep incision only; since we cannot with safety completely separate the muscular coat of the intestine, excepting towards the sacrum; and, even in this situation there is considerable hazard in so doing.

Hæmorrhage having ceased, the rectum is to be cleansed by an *enema* of tepid poppy water; and a portion of bougie, well oiled and covered with lint, or a plug, entirely composed of the latter material, introduced, of sufficient size to distend the bowel: it is not necessary to pass this farther than

through the part which has been divided. If practicable, this should remain in the rectum undisturbed twenty-four hours, by which period discharge will generally have commenced; after which, we may be satisfied that no union, by adhesive inflammation, will take place. It is then to be removed, and after the bowel has been emptied by an *enema*, the wound should be dressed from the bottom, with dry cotton wool, till it is perfectly closed.

During the curative process, the patient should be supported upon the smallest possible quantity of food of the most nutritious quality; and, after the first two days, such a portion of castor oil administered, as may relax the bowels.

When the part is cicatrised, it will be proper to introduce a full-sized bougie every third or fourth day, suffering it to remain in the bowel till the patient is desirous, from the irritation it excites, to have it removed.

Provided the operation proceeds favourably, this comprises all the necessary treatment of the case; should inflammation however occur, or great local irritation ensue, the bougie or dressing must be immediately removed, and the necessary measures adopted, *with the utmost promptitude and decision.*

Upon the whole, the operation is not of a de-

scription to induce me to recommend its performance ; such at least is the result of my experience ; under the most favourable issue, I do not think it likely to be productive of that degree of success which may be considered a compensation for so hazardous and painful an expedient. In the first instance in which I performed it, I was compelled to remove the plug, three hours after the operation, on account of the excessive irritation it created. In another case the patient nearly fell a sacrifice to peritoneal inflammation. A third instance is detailed in the sequel, in which advantage appeared to have resulted from the operation, but the patient died at so recent a period after its performance, that no opinion could be formed as to the degree of permanent benefit which might have ensued.

With respect to an extremely painful and troublesome affection, fissure at the anus, which has been so circumstantially detailed by M. Boyer, in the *Journal Complémentaire du Dictionnaire des Sciences*, for November, 1818. I have never yet found it necessary to pursue the treatment he has advised, save in those instances where the fissure occurred as a consequence of a morbid contraction of the external sphincter, the result of undue strength in that muscle. When it arises from this cause, the best way is to divide the muscle and

to carry the incision through the fissure at the same time, that the separation of the sphincter is accomplished; in fact, treating it at the time, and subsequently to the operation, just as one would a common case of fistula; by this plan the parts will usually cicatrise speedily and kindly; sometimes, however, it will be necessary to destroy the thickened edges of the fissure, by caustic, in order to procure a healthy granulating surface. Nothing is more common than for a variety of small cracks or chaps, similar to those which occur in psoriasis, of which disease I am inclined to think it is but a modification, to form around the orifice, the itching and smarting from which is extremely distressing, more especially immediately after relieving the bowels. For this affection, the common black wash may be said to be almost a specific. In extreme cases I have usually employed it of double the strength that is commonly prescribed. The parts should be first kept wet for a day or two with a stimulating lotion.* Should this fail in producing a healthy surface in the fissures, the best way is to apply the sheer nitric acid by means of a camel's hair pencil,

* Recipe, Acid : Nitrici ʒiii.

Aquæ Distillat : ℥ss.

Misce. Fiat lotio parti affectæ constanter applicanda.

so as to destroy the surface of the wounds, which afterwards readily heal, and require only some simple application, such as spermaceti ointment, or a bread and water poultice. The local treatment of these affections must, however, go hand in hand with that of the constitution, agreeably with the plans before laid down.

CHAPTER VIII.

On the morbid Anatomy, Symptoms, and Treatment of Carcinomatous Disease of the Rectum.

As this species of contraction is usually within reach of the finger, we are more readily enabled to examine its condition. Provided the obstruction is near to the orifice, the examination may be assisted by the use of the speculum ani; it must, however, be introduced with the utmost possible caution. Even at an early period, the disease possesses certain peculiarities, confirmatory of the malignancy of its character.

The surface of the rectum sometimes for a considerable space, feels indurated and irregularly thickened, the mucous coat being closely puckered up into wrinkles, the edges of which have a bony hardness. By degrees, these prominences ulcerate, and the inner coat of the bowel is absorbed from the pressure of a new growth of substance. The appearance of this is various, occasionally it is hard and nodulated; while at others it is soft,

imparting a pulpy feel upon pressure ; and sometimes it is so highly vascular, that even a cautious examination of the part with the finger will give rise to hæmorrhage. Whether this morbid growth originates in a specific action of the vessels in the cellular tissue between the mucous and muscular coats of the bowel, or the mucous glands of the intestine, appears to me doubtful. In the case of scrophulous disease of the bowel, the particulars of which will be found hereinafter, the disease evidently began in the glandular structure, just within the sphincter : and were I to hazard an opinion, I should say that carcinomatous disease of the rectum originates in this part : such was the belief of Dr. Baillie, which the usual situation of the disease appears in some degree to confirm, for the glandular structure is far more prevalent near to the orifice than in any other part of the bowel. I have, however, no means of judging of the correctness of this supposition, not having had an opportunity of examining a patient who died of carcinomatous disease of the rectum in its early stages. I have several preparations of the scirrhus-contracted rectum, where the disease was in its most advanced condition. In two of these cases the mucous and the muscular coats of the bowel were absorbed, from the pressure of a newly-formed

substance, which had made its way through the bladder in one instance, and the vagina in the other. As this morbid growth increases, it will absorb every part with which it comes in contact, even to the bony walls of the pelvis: and this is one of the peculiar characteristics of this description of contraction.

There is a species of stricture, which, though above all others tedious of removal, ought not, so far as my experience has led me to judge, to be considered of a scirrhus character; I mean the annular contraction, within reach of the finger. I have known many instances of this, in which, upon the patient's first application to me, I could not pass even the smallest size bougie; nevertheless, by following up the use of the instrument, I have succeeded in materially dilating the obstruction, and sometimes to such an extent as even to admit of the passage of a bougie of the size of number seven or eight.

But whatever doubt may attach to the origin of carcinoma, both the constitutional and local symptoms which accompany it plainly elucidate the peculiarities and malignancy of the disease. To the usual symptoms which accompany stricture, there are superadded the most acute lancinating pains in the part, which extend through the pelvis, into the lower part of the back, and down the thighs. Every now and then, there is a sudden gush of


bloody discharge from the bowel, evincing the ulceration of some portion of the diseased surface; the suffering during the period of, and for some time after, passing the smallest quantity of feculent matter, is distressing in the extreme: patients describing it as like something burning the part, or scraping a raw surface. Sometimes the rectum will act involuntarily, and the motions will pass away in a liquid condition. As the disease advances, there is a peculiarly offensive discharge from the bowel, similar in odour to that which accompanies carcinomatous disease of the uterus; the function of which part, as well as that of the urinary organs, are always disturbed. The general health soon suffers, even the countenance of the patient indicating extreme pain. It is altogether a horrible affliction; happily, it is, as I think, proportionably uncommon.

In the treatment of carcinoma, all we can do proves of little avail; a variety of medicines, such as calomel, hemlock, opium, &c. have been advised; but I fear that the utmost effect we may hope for from our labours, is to soothe the passage of the afflicted sufferer to the grave. I have known the frequent application of leeches to the orifice of the bowel, together with the introduction into the rectum of a pill, containing a grain or two of opium, to greatly alleviate the extreme pain which accompanies this kind of contraction. The perse-

verance in the use of *enemas* is likewise productive of comfort; they should be used every night and morning, to one or other of them from forty to sixty drops of laudanum being added. When administering them we should be particularly cautious not to irritate the parts in introducing the pipe, which ought never to be passed more than an inch, or, at farthest, an inch and a half, within the sphincter. I have found the solution of chloride of lime, in the proportion of half a drachm to a pint of water, an excellent formula for an *enema*; it not only lessens the irritability of the bowel, but corrects the offensive odour of the discharge.

It is of the utmost moment that we avoid the introduction of any kind of bougie; such treatment will not only be productive of no benefit, but will inevitably aggravate the affliction, besides the great bodily pain it will cause to the patient. A late respectable and amiable surgeon, than whom a more humane and cautious man did not exist, attempted the use of bougies in a case of carcinomatous affection of the rectum; but the patient had nearly fallen a sacrifice to his well-intentioned endeavours; the introduction of the instrument produced not only severe local pain, but acute spasms throughout the bowels, attended with vertigo and vomiting, which lasted many days.

CHAPTER IX.

*Further Remarks.*

When describing the symptoms of stricture, I remarked of various affections, that they might be considered as the necessary consequences, if not the immediate symptoms of that disease. I shall now proceed to notice some few of those affections, in the order in which they have most frequently occurred, in such instances as have fallen under my immediate observation : and first, of,

The Urinary Organs.

We need only refer to the relative situation of the bladder and the rectum, to perceive how natural it is for the functions of the former to be more or less disturbed by stricture in the rectum. The constant efforts to relieve the bowels, by occasioning pressure upon the fundus of the bladder, speedily excite a correspondent irritation in this part, and induce a frequent desire to void the urine:

while accumulations, collecting in the lower portion of the rectum, irritate the neck of the bladder, more particularly, or may promote spasmodic action to such a degree, as even entirely to paralyse its functions: hence, we may have either incontinence or retention of urine from the same source.

The exciting cause remaining, nature will proceed to relieve herself by the formation of matter, either at the neck of the bladder, or in the prostate gland; and, in extreme instances, disease will extend into the mucous coat of the bladder, and thence even into the kidneys themselves. A singular and interesting instance of the two latter affections combined, resulting from a large tumour in the pelvis, filled with hydatids, mechanically obstructing the passage through the rectum, is narrated among the cases. Here it was somewhat remarkable, that although, the urinary organs were considerably disturbed, and the patient died from matter forming in both the kidneys, the symptoms of obstruction in the rectum were not of sufficient importance to lead to any examination of the part. Though the channel of the bowel must have been greatly narrowed by the pressure of the tumour, there was not any difficulty of passing relief from the bowels; there was, however, a frequent desire so to do, and the stools were of small size, but, in other respects,

they were healthy; yet the irritability of the bladder was so great, that the patient was obliged to pass his water every two or three hours, in doing which he experienced much difficulty and pain. I here suspected contraction in the urethra, and in consequence introduced a bougie which only aggravated his sufferings, yet I encountered no symptom of disease, save extreme tenderness at the prostatic part of the canal.

The collection in the rectum before alluded to, aggravated by an enlarged and distended state of the colon, pressing upon the kidneys, deranges their function, giving rise to unhealthy secretion, whence may originate the formation of calculi: so, likewise, the irritation propagated to the canal of the urethra, may promote either morbid discharges, or the momentous malady of stricture. That these various effects may result from the same cause, is illustrated by the following Cases.

CASE I.

Mr. —, age 29.] Oct. 22d, 1823.—Applied to me on account of a long existing gleet, connected with stricture in the urethra. He was otherwise much out of health, having frequent pains in the head, and in the pit of the stomach

after eating; he suffered from loss of appetite, and costive or relaxed bowels, with occasional discharges of blood and slime in his motions, which were never figured; and he had frequent pain in his back and loins, with cramps in his legs and thighs, particularly at night. In this case, I for some time introduced urethra bougies, and paid strict attention to the general health; yet the symptoms were not altogether removed, though certainly diminished. At the expiration of six weeks, I examined the rectum, and discovered a stricture eight inches up, through which a bougie of the size of number two passed with difficulty and pain. Upon this I discontinued the introduction of the urethra bougie, and, at intervals of four days apart, I continued to pass the rectum bougie, increasing the size every fourth or eight day, for about six weeks, when the discharge had subsided, nor had the patient any symptoms of irritation of the urinary organs; his general health was also better. By a prosecution of the same plans for the space of three months more, I was able to use the largest size bougie. His health was then re-established, and I took my leave.

CASE II.

Mr. —, age 30.] Nov. 23d, 1832.—Complained of pain in the occiput; in the region of the colon,

especially the descending portion; of pains in the lower part of the back, and in the groins extending into the scrotum and thighs, and of itching about the orifice of the rectum. The bowels were irregular, occasionally purged, but more usually costive, the motions passing with pain and difficulty, accompanied with discharges of blood and mucus; he had frequent inclination to make water, with a sense of weight and pain in the region of the bladder. Treatment. An *enema* every night, castor oil every morning.

Nov. 27th.—I examined the rectum, and discovered a stricture at five inches, through which number four passed with some difficulty; he retained the bougie eleven minutes.

Nov. 30th.—The *enema* had relieved his bowels daily; he had less irritation about the orifice. I introduced the bougie, which he retained twenty-five minutes.

Dec. 6th.—He felt more comfortable; had had little or no head-ache. I increased the size of the bougie.

Dec. 9th.—For the last two days he had experienced an uneasy sensation throughout the bowels, similar to what he had felt after taking powerful aperient medicines; his bowels had been much griped, and the discharges from them were very offensive. He had retained the bougie two hours and fifteen minutes, when he was compelled to

remove it to relieve his bowels. I passed the same, and subsequently number six.

Dec. 16th.—He was in all points improved ; had had a good deal of the griping pain in his bowels, but this day passed a figured motion ; had retained the bougie five hours ; upon withdrawing it a considerable quantity of thick mucus of a brown colour followed. I used the same instrument.

Dec. 20th.—The bougie had remained up six hours. The bowels had been, upon the whole, pretty well ; in fact, he had suffered little annoyance of any kind. I introduced number eight.

Dec. 28th.—He had retained the instrument twenty minutes ; had occasionally required opening medicine, though he had daily used the *enema*, which sometimes brought away a great deal, at others scarcely any thing. I passed the same instrument.

Jan. 5th, 1823.—He was in more comfortable health than for months past, not requiring opening medicine more than once in every seven or ten days : he had experienced no irritation about the bladder, and had retained the bougie nearly three hours. I passed number nine with difficulty through the sigmoid flexure ; the lower obstruction appeared to be removed.

Jan. 23rd.—He had not called upon me, finding himself exceedingly well ; but within the last two

days had felt some pain in the loins and in the region of the bladder. I passed the same bougie; he had retained the last, introduced by himself, seven hours.

Feb. 12th.—He was better in health than for years past; he had no pain in his head, and his bowels acted daily without medicine, or even the use of the *enema*; yet he sometimes felt a trifling pain in the lower part of the abdomen, also in the left groin, extending down the scrotum. I advised his occasionally passing the bougie for himself.

Aug. 10th.—Within the last day or two he had had a return of the pain in his loins, and been a good deal annoyed by cramp in the thighs, nor had his motions been so plentiful or healthy; he had never used a bougie since I saw him in February. I introduced number nine; it caused a little irritation at the sigmoid flexure only. By passing two or three other instruments, at intervals of seven or ten days apart, he again became comfortable.

REMARKS.

I now and then pass a bougie for this patient; his health is greatly benefited; in fact he experiences scarcely any thing of his annoyances. Prior to my attendance he used to be necessitated to pass urethra bougies for an obstruction in that

canal; but since the relief of the stricture in the rectum he has discontinued their use.

CASE III.

Mr.—, aged 19.] June, 1823.—Had been under the care of a variety of medical men for stricture in the urethra; which complaint he had suffered from, more or less, for the last twelve months. Upon examining the canal, I discovered three obstructions; the first about one inch and a half from the orifice, the second just before the bulb, and a third at the membranous part; there was also great pain and irritation upon passing the prostate, and at the neck of the bladder. I could with difficulty pass the smallest sized bougie but two. His general health was impaired; the bowels always either confined, or much relaxed; he suffered from piles, from pain in the loins, hips, and thighs; his urine was scanty and high coloured, and deposited a white sandy sediment; his appetite was inordinate. I passed bougies every third or fourth day, and pursued the usual treatment for four months, when the strictures were much improved. At this period he contracted a *gonorrhœa*, which prevented any further progress in the case for nearly five months; at which time I again introduced the bougie, and was happy to find the obstructions were not worse.

During the inflammatory stage of the *gonorrhœa*, he had several attacks of profuse hæmorrhage from the urethra, and he twice suffered from retention of urine.

Though I paid the strictest attention to this patient no satisfactory progress was made; sometimes I was able readily to introduce a good sized bougie, while at other times the spasm in the part would prevent the use of even a small sized instrument. His general health was far from good; the bowels continued confined, seldom being relieved without medicine; he suffered from piles, and from irritation at the orifice of the rectum, at the verge of which several small ulcers formed. The pain in his back and loins returned, as well as the frequent disposition to make water.

March 26th, 1824.—Under these circumstances I examined the rectum, and discovered two obstructions; one at five inches, the other at the sigmoid flexure. Through the last I could only pass number four. I advised my usual plans, adding, that I thought I had a well-grounded hope that his afflictions would in time be alleviated. By strict perseverance in the use of the *enema* every morning, with castor oil every other night, and in the introduction of the bougie every fourth day, which he retained in the bowel till the disposition to expel it came on, in the course of a

month he became much better. After the first four or five attendances his bowels acted each day, frequently twice without any aperients being taken, and all his annoyances diminished.

During this period I omitted the urethra bougie, with the view of ascertaining to what extent the removal of the obstruction in the rectum would benefit the urinary organs. In a short time the discharge from the urethra lessened, and the irritation and frequency of making water subsided. The case proceeded exceedingly well during three months, when I was able to pass number nine into the colon, without any material obstruction or inconvenience. I also introduced a urethra bougie of a size much larger than formerly, with trifling difficulty. I now took my leave cautioning him respecting his general health, to use bougies both to the rectum and urethra occasionally, and on no account to omit the *enema* every morning.

July 9th.—He called upon me. The discharge from the urethra had not entirely ceased, and the frequency of making water had, within the last ten days, returned in a trivial degree. He also suffered from pain in the loins, and region of the bladder, and from cramp in the thighs: though he had not introduced any instrument, or used an *enema* but twice since I last saw him, his bowels

had been tolerably regular. I passed a rectum bougie, of the same size as that last used, the whole extent of the bowel; it gave him no pain, excepting at the sigmoid flexure. Treatment. *Oleum ricini omni mane, enema omni nocte, injectio zinci sulphatis ter in die.* In about twenty days all the irritation of the urinary organs had ceased, as well as the discharge. I again took my leave, recommending the same plans as heretofore.

REMARKS.

This case elucidates the immediate connection of the two obstructions; and the speedy manner in which that in the rectum was alleviated, while in the simple spasmodic state.

CASE IV.

Extraordinary case of stricture in the male, by which a direct communication had formed between the caput, and sigmoid flexure of the colon, and between the ileum and rectum; the motions passing by the urinary passage, from a fistulous opening between this intestine and the posterior part of the bladder.

“ I. P., aged 36, for many years had had an
“ irregular state of his bowels, the motions being
“ either purged or costive. A long time since he
“ was attacked with violent cholichy pains in the


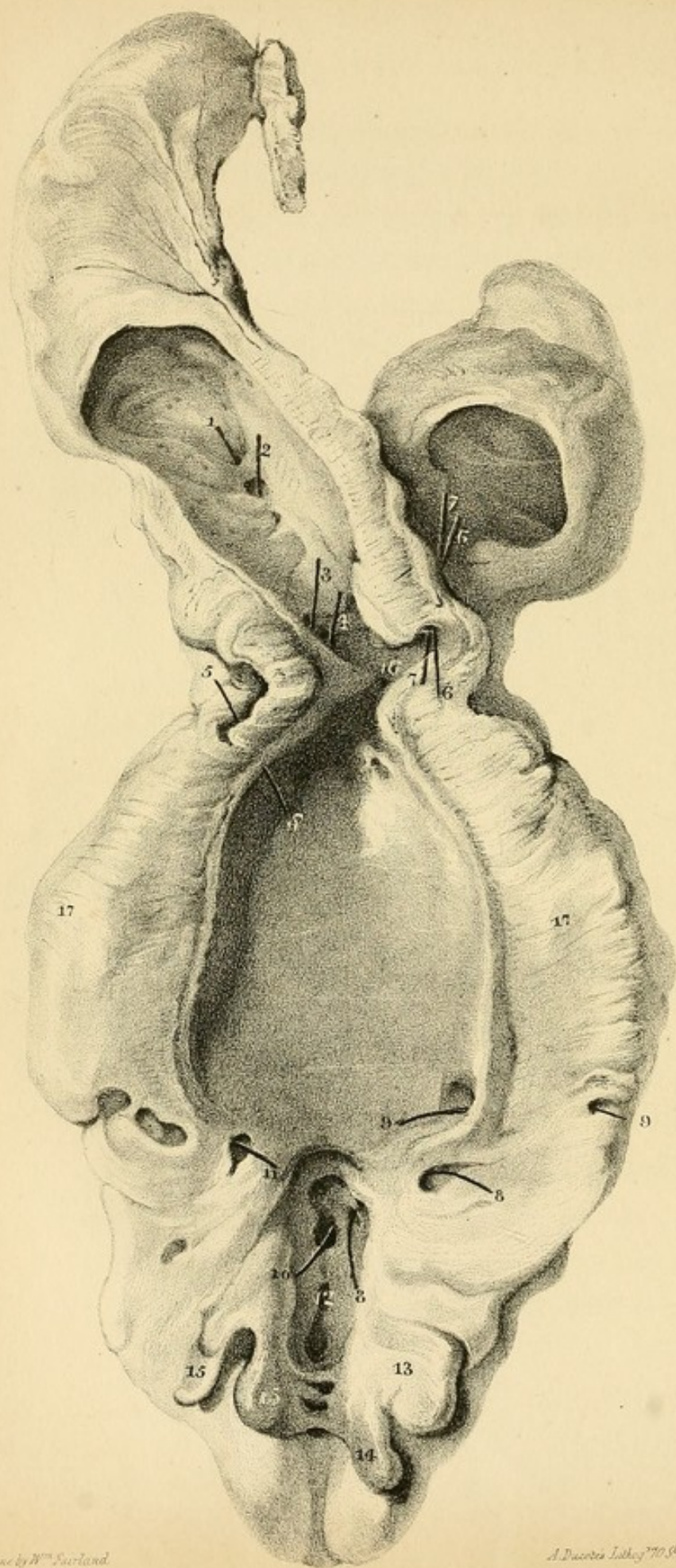


PLATE 1.

Anterior View of the Pectum.

Refer to Case 4 Page 33.



1. 2. The opening into the Ileum.

3. 4. The communication between the Bladder
and Rectum.

6. 7. The communication between the Caput
Coli and Rectum.

5. 8. 9. and 11. Various Fistulæ.

10. 12. The communications with the Urethra.

13. 14. 15. External Hemorrhoids.

16. The strictured part.

17. 17. The thickened intestine.

1. 2. The opening into the bladder.

3. 4. The communication between the bladder

and rectum.

5. 7. The communication between the Caput

Coll and Rectum.

6. 8. 9. and 10. Various details.

10. 12. The communication with the Urethra.

13. 14. 15. External openings.

16. The thickened part.

17. 18. The thickened part.

1. 2. The opening in the bladder.

3. 4. The opening into the bladder.

5. The Uterine Cervix united to the sigmoid.

Flaccid and closed.

6. The Appended Vesicle (see).

7. The Uterus.

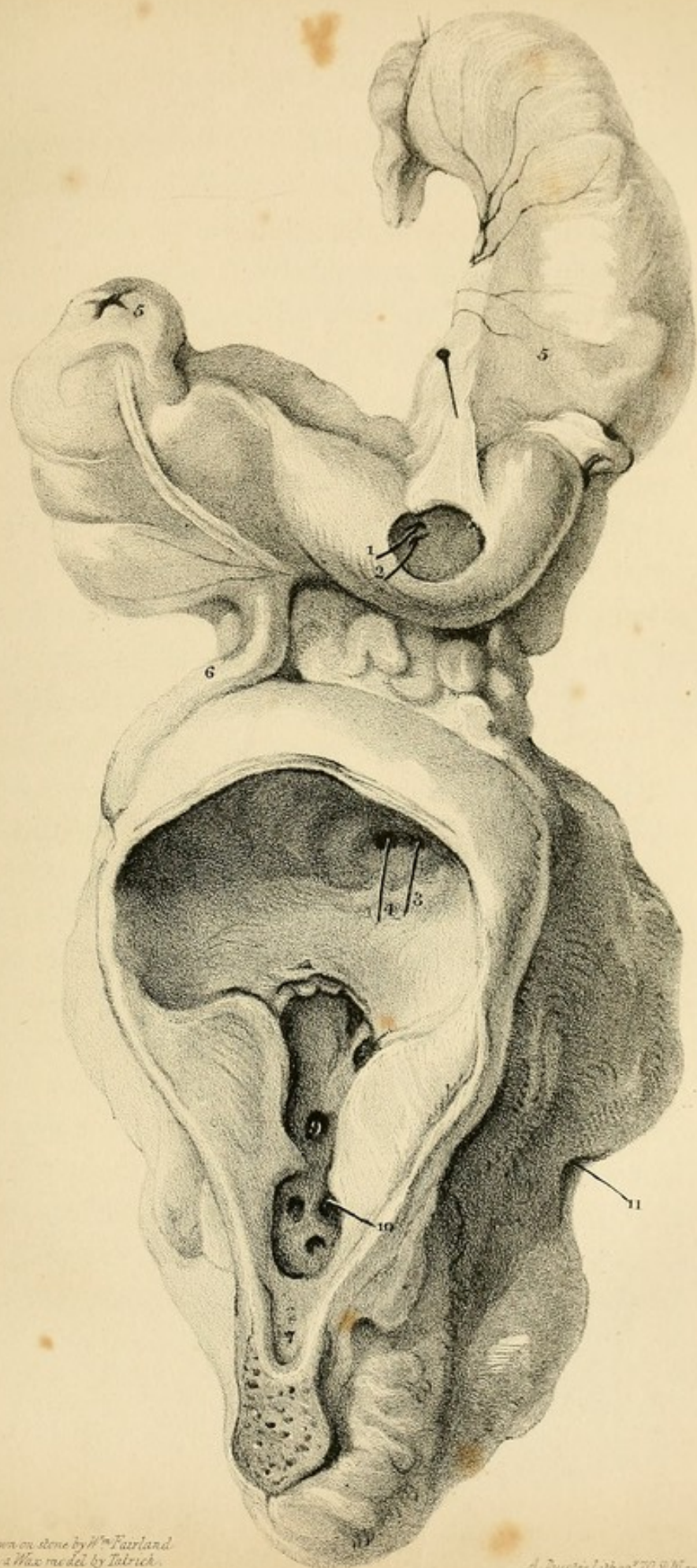
8. 10. The opening in the Uterine canal.

9. 11. The opening of the Uterus.

12. The opening of one of the Fallopian tubes.


1. 2. The opening in the Ileum.
3. 4. The opening into the Bladder.
5. The Caput Coli, united to the Sigmoid
Flexure and Ileum.
6. The Appendix Vermiformis Cæci.
7. The Urethra.
9. 10. The openings in the Urethra, communi-
cating with the Rectum.
11. The opening of one of the Fistulæ.

PLATE 2.
Posterior View
 Refer to Case 4 Page 58



*Drawn on stone by H. Fairland
 from a Wax model by Isidore.*

A. Duclos Lithog. 70 S. Martine Lane.



“ belly, attended with purgings and a discharge of
“ blood, and slimy mucus. He was advised some
“ medicines by a physician, which benefitted him
“ for the time. He, however, became more and
“ more irregular in his body, requiring large and
“ frequent doses of physic to relieve him, and at
“ last applied to a medical gentleman, who sus-
“ pecting he had a stricture, passed a small bougie,
“ which was afterwards introduced by him several
“ times. He went on suffering, occasionally re-
“ lieving himself by physic for three years more,
“ when a swelling formed at the side of the fund-
“ ament, which in a few weeks broke, and dis-
“ charged a great deal of matter. In this condition,
“ he applied to Mr. —, of — Hospital, who
“ examined his bowel with his finger only, and pro-
“ nounced that he had a stricture of the gut. This
“ gentleman never used any kind of bougie, but
“ an elastic one was passed by his dresser, who in-
“ troduced it straight every two or three days.
“ After remaining in — Hospital for six weeks,
“ during which time the same bougie was often
“ passed by the dresser; he left the institution, and
“ resumed his usual employ, regulating his bowels,
“ by opening medicines, as well as he could.
“ From that period, to the latter part of 1829,
“ he never had any advice. In October, 1829, he
“ was again compelled to seek assistance, and went

“ into —— Hospital, under the care of ——. This
“ gentleman also examined him with the finger,
“ but never with any kind of bougie. A Mr. ——
“ a dresser, or a Mr. —— for him used it daily or
“ every other day for a long time. He remained
“ in this institution till August, 1830. Six months
“ previous to his going into the latter Hospital, his
“ motions used to pass through in very trifling
“ quantities, by the urinary passage, which misery
“ had gradually become worse and worse till the
“ present time.” Such was his narrative.

He now suffered daily the most acute agony for hours together, in the rectum, and in the situation of the bladder, he had a constant bearing down of the bowel, and desire to void his motions, which, when they come in the natural channel, passed in a liquid condition, with a burning pain. The bladder was extremely irritable; and every time he made water, he passed more or less feculent matter in his urine; “ indeed,” said he, “ my condition is truly wretched.” Upon making an examination of the parts, I found that a portion of the integument around the anus, for several inches was of a dark purple colour, evidently from a lodgment of the venous blood. This appearance increased towards the orifice of the rectum, at which part the cuticle was nearly black. There were four or five piles on

the external verge of the sphincter. Upon introducing my finger, I felt the lower part of the bowel hardened and nodulated; the cavity of the intestine being so much diminished, that my fore-finger completely filled it up. Upon his making an effort to bring the bowel down, I could just feel a circular contraction. The straining, though he did not make any great effort, caused him to void about half an ounce of bloody matter. I tried to introduce a small bougie, but could get nothing to pass beyond four inches. Upon the closest examination I could not discover that he suffered from disease of any other organ. Treatment. *Hirudines decem ano, omni tertiâ, nocte, oleum Ricini omni mane. Enema omni nocte, cum tinct : opii. gut. xl.* Milk diet with rice milk.

August 12th.—He had attempted the *enema*, but found it impossible to get the fluid to pass. He had voided a good deal of bloody mucus and matter; the quantity of stool by the urinary passage he thinks is somewhat more. The livid appearance around the anus was diminished. To continue the same treatment in every particular, with the exception of the *enema*.

27th.—He said that the quantity of motion which passed the wrong way, increased every day; in general, it came before his urine, causing him intolerable agony. He had had but little

pain in the gut; and the frequency to void his motions was lessened. To continue the same plans.

Sept. 6th.—He had gone on much in the usual way. I again attempted, but with no better success than before, to introduce a bougie. From this time till December, 1830, I did not see him being prevented by illness, from following my professional duties.

Dec. 29th.—He again called upon me. He appeared to be somewhat broken, though he was yet able to walk to my house, a distance of full five miles. The quantity of motion which now passed by the urethra, varied much. Sometime he would go many days without any feculent matter coming the wrong way, while at others, a good deal would pass for several succeeding days, and he would be attempting to make water every half-hour. What passed by the rectum, came in trifling quantities, with great pain, and a burning heat. I wished him to remain in London, for my advice, but he was not able to do so, nor could I persuade him to go again into an hospital. “So great,” he said, “is my horror of the torments I endured when there before.” I was now satisfied that his case was perfectly hopeless, for upon again attempting to pass a bougie, I found I could not get even a number two through the obstruction. The parts

immediately around the external verge of the sphincter were indurated, and of a livid hue; and the cavity of the intestine, as far as the finger could reach, was nearly obliterated. As soon as I passed the bougie an inch up, a large discharge of bloody matter poured out of the bowel.

March 6th.—I received a letter from him stating that he was much as when he last called upon me.

April 12th.—I called on him at Deptford: he was much as before, but little changed in any respect; though his sufferings were, at times, as he said, insupportable. His water had stopped twice lately, for twelve hours together. The stools continued to pass from the bladder, and the quantity increased materially.

Aug. 8th.—Being in this poor creature's neighbourhood, I called on him. There was no visible appearance of any kind of change for the worse, indeed no person would have credited his condition. He was stout and hearty in countenance, but, said he, "my sufferings no man can tell;" for hours together the pain in the bladder and urinary passage was almost insupportable; the motions likewise gave him great pain when they came the right way, which they still did, though in a liquid state; yet his appetite and his general health were good, indeed, he said, "if I could only get

“ rid of the constant desire to make my water I
“ should be able to get about ; but as soon as ever
“ I move, that minute I must void my urine.” The
stools always preceded the urine. I saw nothing
more of this man till,

November 1st, 1831.—He was then but little
altered in appearance ; his general health held up
surprisingly, and he said, though his sufferings
were of the most wretched description when he
attempted to make water, or pass a motion, that at
other times he was tolerably comfortable, indeed
his aspect was that of a man in good health.
Upon examining the bowel with my finger, I
found it much as when I last saw him, save that
two fistulæ had formed, one on the sinistral side
of the rectum, the other communicating with
the perineum. He had also had several attacks
of retention of urine. He now never made water
without first passing a portion of feculent matter
through the urinary channel. I heard nothing
more respecting the poor fellow, till,

August 19th, 1832, when I received a message
from his wife, stating that he was dead, and had left
a most particular request that I would examine
his body, and take away whatever part I might
wish. She informed me that, for some weeks
immediately before his death, he had been re-
peatedly laid up either by stoppage in his bowels,

or by retention of urine, and that latterly his water had also come by the back passage.

Sectio Cadaveris, August 11th.

The body was not by any means emaciated, and the parietes of the abdomen contained a very considerable quantity of fat. The colon, contrary to my expectation, was of singularly small size. The peritoneal surface, covering the abdominal viscera, appeared healthy, save at the region of the caput coli, and thence across the abdomen, over the fundus of the bladder, a portion of the ileum, and the sigmoid flexure of the colon, all of which parts were firmly agglutinated together by extensive adhesions of long standing. In order to make an accurate examination of the extent and nature of the contraction, the whole of these parts, together with rectum, prostate, and soft parts immediately around the exterior of the bowel, were removed from the pelvis. The integument around the orifice and towards the perineum, was sphacelated, and infiltrated with urine, owing to two fistulous communications, one of which opened directly into the rectum through the membranous, the other, by the prostatic portion of the urethra, the former part of which channel was obstructed by stricture nearly to obliteration. There were several external piles,

formed by an elongation and infiltration of the fine skin around the anus, and upon the surface of these close to the outer verge of the sphincter, the enlarged hemorrhoidal veins could be seen, of a dark purple colour. Several fistulæ had formed, some of which ran up by the side of the bowel for many inches, while others communicated with it at various distances from the orifice, the highest, opening into the gut at about six inches above the sphincter.

The rectum, which was next laid open, was extensively thickened through the whole of its two last curvatures; the deposition in the last curve being full two inches in thickness. Its cavity, for about four inches, would readily admit a bougie of the size of number six, but at this point it suddenly became so contracted, that the smallest sized instrument completely filled it. Here its structure was changed, it having the appearance, as well as the feel, of gristle. The strictured part was about three inches in length, the narrowest portion of it being towards the termination of the bowel, the mucus coat of which was totally destroyed, from the anus to immediately above the contracted part, beyond which the intestine was in all respects, perfectly healthy. Just at the commencement of the stricture a fistulous communication had formed be-

tween the rectum and the illeum, a portion of which was united to the cæcum and caput coli, so that the feculent matter passed by a direct channel from the small intestine into the lower bowel, which accounted in some measure for the contracted state in which the colon was found. Another fistulous opening had likewise formed, between the caput coli and the rectum, the former of which parts was firmly agglutinated to the first curve of the bowel. The opening between the bladder and the intestine was situated a little below the fundus in the posterior portion of the former viscus, which, though a good deal contracted and thickened, was not so much so as might have been expected. Neither was there any ulceration of its mucous surface, the colour of which was of a dirty green. All the other viscera of the body were in a perfectly healthy condition.

The practical inferences to be deduced from this case are of immense importance. Every candid mind must, I think, admit that the serious afflictions this poor fellow endured, were in all probability the result of injudicious treatment in the early stages of his disease. I should say that this case was originally nothing more than an extreme instance of simple permanent stricture; and I think it more than probable the aperture be-

tween the bladder and the rectum, occurred in consequence of the injudicious application of instruments; which being passed against the posterior surface of the bladder, set up irritation in this organ, as well as in that portion of the rectum which was in contiguity with it. That the case was not of a malignant character may be fairly inferred from the little constitutional mischief which resulted from it, as well as from the appearances found on examination after death. Indeed, no better proof could be brought forward to evince to what an extraordinary degree simple stricture of the rectum may proceed, without vitally affecting the individual. Had this individual had a predisposition to any constitutional affection, it would most probably have manifested itself; but being of a robust and healthy temperament, he at last dies, worn out by irritation, the result of the immense sufferings he must have undergone. In order that the case may be clearly understood, I have added a drawing of the diseased parts.

CASE V.

WRITTEN BY THE PATIENT.

“ MY DEAR SIR,

“ As you expressed a wish that I should
“ furnish you with the particulars of my case, I
“ send you, so far as my memory will permit, a
“ correct statement. My health, for several years
“ previous to applying to you, was such that I never
“ could call myself well, insomuch as I could not
“ obtain regular evacuations from my bowels with-
“ out almost daily taking medicine; I suffered
“ much from head-ache whenever I omitted doing
“ so; and was repeatedly annoyed by boils which
“ came on the lower part of my belly, also by ex-
“ coriations on the outer and inner parts of the
“ prepuce. I had, at different times, a gleet, un-
“ attended by any pain in making water; and con-
“ stantly after an evacuation, when my bowels
“ were in a confined state, I passed a portion of
“ blood both by the urethra and the rectum.

“ It was also singular, that in hardly any instance
“ did the strong medicines prescribed for me be-
“ nefit my complaint, while I found that attention
“ to my bowels, by constantly taking medicine of
“ the mildest description, caused all unpleasant
“ symptoms to disappear, as it were, of themselves.

“ About three months previous to my last illness,
“ in the autumn of 1825, I was attacked by a vio-
“ lent pain in my loins, attended with a trifling gleet
“ and discharge of blood after passing my water.
“ I applied to a medical man of eminence, who
“ gave me what I considered very strong medicine.
“ After being many weeks his patient, finding
“ myself no better, I discontinued visiting him,
“ and only took gentle aperient medicines, with
“ occasional warm baths. In a short time I grew
“ better, the urgent symptoms disappearing; but
“ I only considered myself patched up, constantly
“ expecting to be again attacked. In this respect
“ I was not deceived; for, in November, 1825, I
“ was suddenly seized with inflammation of the
“ prostate gland, swelled testis, attended with such
“ extreme pain and soreness at the anus, that I
“ could not pass the smallest evacuation without
“ severe suffering, particularly in that part; which
“ was so contracted as not to admit of a bougie
“ larger than a large quill, yet I was obliged to
“ take aperient medicine twice daily, which caused
“ me the most acute pain after each evacuation.
“ I could not bear to lie in any other position than
“ on my side.

“ In this stage of my suffering I requested your
“ advice, you are therefore well acquainted with
“ the subsequent features of my case; suffice it for

“ me to add, that after following your advice for
 “ between two or three months, I not only expe-
 “ rienced temporary benefit, but have never since
 “ found it necessary to take opening medicine to ob-
 “ tain my daily evacuations; my bowels are some-
 “ times rather confined; a few days’ use of the in-
 “ jection, however, restores them to their wonted ac-
 “ tivity, and makes us perfectly good friends again.

“ I am, my dear Sir,

“ Yours, very truly,

“ September, 1827.”

“ ——— ”

When I first saw this patient, matter had formed in the prostate, and he was labouring under severe inflammatory fever. As soon as the part became tranquil, and the constitutional disturbance had subsided, I examined the rectum and discovered a stricture at seven inches, through which I could only pass number four. In the course of three months, by persevering in the use of the bougie, together with my general plans, he became perfectly well, and has continued so till the present period, August, 1832. In this case I did not even examine the urethra.

CASE VI.

——, Esq. age 23.] Sept. 1825.—Had for some months had a profuse discharge from the

urethra, originating in a virulent gonorrhœa, for which he had taken the usual remedies, to little or no purpose. His general health he considered good, though his bowels were somewhat irregular.

Treatment. *Injectio zinci sulphatis ter in die utenda, fœtus communis, oleum ricini pro re natâ.* In the course of two months he was convalescent. He had not, however, discontinued his medicine many days, before, without any ostensible cause, the symptoms returned with increased violence, accompanied with acute pain in passing his water, which flowed in a small stream, and with difficulty. Suspecting stricture in the urethra, I examined that canal, and discovered three obstructions. Though I introduced the bougie with the utmost possible care, it created considerable hæmorrhage. I advised a prosecution of the same treatment as before, and repeated the introduction of the bougie every fourth day, gradually increasing its size; the irritability at the neck of the bladder was extreme, and the introduction of each instrument was usually followed by more or less hæmorrhage: this seldom happened at the time of using it, but from six to twelve hours after; to alleviate this irritation, local fermentations, leeches, and cupping the perineum, were several times resorted to. After some days the irritation lessened, and I was able to pass a tolerably fair sized instrument

into the bladder. The patient appeared to be going on well, when, without any ostensible cause, pain came on in the rectum, which pain increased upon going to stool; he had also a frequency of making water, followed each time by a discharge of blood from the urethra. I now desisted from introducing instruments, and had recourse to the same treatment as before. Notwithstanding the rigorous adoption of this plan, the symptoms continued to grow worse; the pain in the rectum, in the hips, groins, and thighs was acutely severe, accompanied with constitutional disturbance and fever; the patient was obliged to discontinue the use of the *enema*, on account of not being able to introduce the pipe, which he said appeared to strike against some particular part, causing him great pain. I now suspected the formation of abscess in the prostate, and upon introducing my finger into the rectum, distinctly felt that gland enlarged; the slightest pressure upon it gave him extreme uneasiness. In the act of relieving his bowels two days subsequently, he felt something burst in the rectum, which was followed by a discharge of matter. The pain in the gut, the back, and thighs, now became better; and he was able to throw up the *enema* night and morning. By degrees, the discharge from the bowel lessened, as well as the symptoms of general irritation. Hav-

ing resumed the introduction of the urethra bougies, in about six weeks I was able to pass the largest size into the bladder. I frequently, however, failed in accomplishing this at two succeeding attempts; sometimes the irritation was so great, that I could not pass even a small sized instrument; nor did my patient's health improve to the extent I expected. The bowels were likewise capricious; the smallest quantity of castor oil would sometimes relieve them, while, at others, even a considerable portion failed in producing a proper evacuation. He had not now any difficulty in passing his motions; since he generally took a dessert spoonful of oil every, or every other day, but he complained of pain in his loins, and of frequent desire for evacuation, with each of which he passed a good deal of slime.

Under these circumstances I examined the rectum; when I discovered an obstruction at the sigmoid flexure, through which I passed number six. The bowel was so irritable that he could not retain the bougie for five minutes. By a steady perseverance in the introduction of the bougie every five or six days, gradually increasing the size, accompanied with the usual local and constitutional treatment, in the course of three months he recovered. In less than three weeks all local irritation had abated; the bowels acted regularly

without any aperient medicine, and his health improved, every symptom progressively getting better, till he was quite recovered.

REMARKS.

In this case I consider the irritability of the urinary organs to have been produced, in a great degree, from the obstruction in the rectum. I attended this gentleman's father for stricture in the rectum ; and his mother died of an affection of the womb.

CASE VII.

WRITTEN BY THE PATIENT.

“ About four years since I experienced, at
“ times, much trouble in passing my water ; and
“ being alarmed, consulted my apothecary, who
“ introduced with very great difficulty a urethra
“ bougie, which gave me considerable pain, and
“ caused a great deal of blood to come from me.
“ He desired me to call again in a week, which
“ I did ; when he introduced another bougie,
“ which created still more pain, and profuse
“ bleeding. Unwilling to continue under his
“ care, I consulted Mr. —, who treated me for
“ strictures in the urethra, passing very small

“ bougies, from which in process of time I derived
“ much benefit, so much, that after having been
“ under his care for about three weeks, I was
“ enabled to become my own surgeon. I con-
“ tinued to introduce bougies until I thought
“ myself cured. At times, however, I had a good
“ deal of pain in the pit of my stomach, and was
“ otherwise much deranged in my health. In
“ the winter of 1827, I began to get worse, having
“ constant pains in my back and loins, and in the
“ back part of my head. I was debilitated, and
“ unable to take exercise; added to which, I ex-
“ perience great difficulty in making water, be-
“ ing unable for a whole day to pass any. I
“ now consulted Dr. —, of —, who advised
“ me take the Plumier’s pill and castor oil, as
“ my bowels were so much confined. This I did,
“ taking two table spoonfuls of oil every morning,
“ till I had consumed above three quarts, when I
“ discontinued it as it had no effect; I still,
“ however, introduced the small bougies, though
“ they produced much spasmodic affection in the
“ bladder, and appeared to disorder my whole
“ system. At this period I first consulted you,
“ when you examined the rectum, where you
“ found two strictures, to which you turned your
“ whole attention. As they were destroyed, I
“ lost the pains in my loins, and all my other an-

“noyances; but you best know the progress of

“my case. * * * *

“* * * * *

“* * * * *

“* * * * *

“* * * * *

“———.”

“June, 1828.”

REMARKS.

Upon examining the rectum in this case, I discovered stricture about five inches up, likewise at the sigmoid flexure. With the view of ascertaining the correctness of my belief, that the irritability of the bladder, and of the urethra, was kept up by the diseased condition of the rectum, I did not pass any instrument into the bladder, till I was able readily to introduce a number six into the bowel. I then examined the urethra, and was able to introduce a bougie several sizes larger than my patient had before used, with little difficulty; nor was its introduction followed by hæmorrhage as heretofore.

Jan. 1833.—This patient has enjoyed an uninterrupted good state of health ever since he took his leave of me.

At the period he first consulted me, he suffered almost constantly from pain in the region of the kidneys, and of the bladder, which was so irrita-

ble, that he was compelled to void his urine every three or four hours; his general health was likewise much disturbed. In the course of six weeks, however, he was so far convalescent as to be able to quit London, and to become his own surgeon. Three months after his return home, he forwarded me the narrative which immediately precedes these observations.

CASE VIII.

Mr. —, age 49.] June 17th, 1824.—My attendance was requested to this patient, to tap the bladder in a case of retention of urine. I found that viscus much distended, and spasmodic irritation existing to a great extent. He had passed no water for two days and nights. The pulse was full and frequent. The bowels were violently purged, though no aperient medicine had been given; which had been the case for two or three days previously to his present attack.

Knowing somewhat of the constitution of this patient, and that he had for years been subject to obstinate confinement of the bowels, with occasional attacks of diarrhoea, and to giddiness and pain in the head; I gave it as my opinion, that the retention of urine was secondary, in consequence of obstruction, and probably of accumula-

tion of fæces in the rectum, irritating the bladder. His medical friend, however, differed from me in opinion; notwithstanding which, I examined the bowel with my finger, when, owing to the prolapsed state of the gut from the pressure of a collection of fæces, I was enabled distinctly to feel the obstruction. The patient had been using the warm bath, and taking the muriated tincture of iron; and many fruitless attempts had been made to introduce the catheter. I recommended a continuance of the warm bath, and an *enema*, containing twenty drops of laudanum, every half hour.

After the administration of two *enemas*, I succeeded in drawing off the urine; there was considerable spasm at the neck of the bladder, and stricture just before the bulb of the urethra. Great quantities of fæces came away after each *enema*, which was ordered to be continued, without the laudanum, every six hours, together with the hip bath, night and morning. In a few days he had recovered from the effects of the attack.

I now recommended the examination of the rectum, to which he assented; and I discovered a stricture at five inches, and a second at the summit of the gut; through the latter I could, with difficulty, introduce the smallest sized bougie.

In this case I followed my usual plans, increasing

the size of the instrument, till in about three months I was able to pass number ten with little difficulty or pain. In the space of six weeks, the bowels which had been for years uncertain in their function, became regular, and the discharges healthy in quantity and quality; the giddiness and pain in the head, which he had suffered for a long period, diminished; and he made water with comparative ease and comfort. The obstruction at the summit of the rectum, was obstinate and uncertain; sometimes I could not pass a small bougie, while at others I could readily introduce number seven or eight; when irritation existed most, the bougie was indented, exactly as it is in stricture of the urethra. As the contraction was removed, quantities of mucus, of a brown colour, preceded by pains in the abdomen, followed the evacuations. For a long period previously to my attendance he had suffered from piles, itching at the orifice of the rectum, and from cramp in his legs and thighs, especially at night; all of which symptoms disappeared. During the latter period of this case the patient laboured under severe cold.

Jan. 1832.—I frequently see this patient; he never takes any kind of medicine; nor has he had a day's illness since the time I attended him. He passes instruments for himself.

CASE IX.

— Esq., age 36.] April 19th, 1822.—I was requested by a physician to sound this gentleman for a stone in the bladder, of which disease he had had the most marked symptoms several months. On my questioning him respecting the state of his general health he informed me, that he had been an invalid many years; suffering from head-ache, and pains in the loins and back; his digestive functions were also impaired, even a small quantity of food producing flatulence and acid eructation. The bowels, which, to his recollection, were never relieved daily, had latterly been much confined, he frequently going five or six days without any motion, while at other times, he had profuse diarrhoea: “after which,” said he, “I always feel lighter and more comfortable.” He passed a great deal of blood in his motions, and had almost constantly a prolapsus of the rectum. After having sounded the bladder, and ascertained the existence of calculus, I requested, before performing any operation, that he would permit me to examine the rectum: stating, that if stricture existed, the irritation in the bowel might in a great degree endanger the success of the operation for stone. The examination took place

on the following day, when I discovered a stricture at five inches, and a second at the sigmoid flexure. Through the last obstruction I could with difficulty introduce the smallest sized bougie; I recommended the usual treatment, and advised him on no account to have any operation for the stone performed till the strictures were in some degree removed, which he promised to attend to. He was compelled at this period to leave town for four or five weeks, during which time he stated that he would arrange his business, and at its expiration return to London for my advice.

May 3rd.—I received a letter from him, stating, that the journey home, above a hundred miles, had brought on a distressing attack of irritation of the bladder, accompanied with profuse diarrhæa and hæmorrhage from the rectum, and that his physician had advised the immediate performance of the operation for the stone, as the only means of saving his life. I wrote in answer, advising him on no account to have any thing done to the bladder till the part was more tranquil, but to persevere in the use of the *enema*, and the warm bath, with occasional doses of castor oil.

July 6th, 1824.—I learned by accident, that notwithstanding my caution, this gentleman had come up to town, immediately upon the subsidence of the attack of irritation, concerning which

he wrote to me ; that two days after his arrival, a surgeon of very high respectability and eminence operated upon him for the stone, but that he died from hæmorrhage twenty-six hours after the performance of the operation.

REMARKS.

I consider the fatal result of this case to have arisen in a great measure from inattention to my suggestion. Had the obstruction in the rectum been first relieved, the disposition of the small vessels to hæmorrhage, and the irritability about the neck of the bladder, would probably have subsided.

CASE X.

Master —, age $8\frac{1}{2}$.] Feb. 19th, 1820.—I had attended this youth two years prior to his present application to me, for calculus lodged in the membranous part of the urethra, which I was compelled to remove by the knife. He had had no return of the complaint till within the last four months, when a difficulty and frequency of making water, accompanied with pain in the region of the bladder, increasing after every attempt to empty the organ, returned ; his general health was disturbed, the bowels in particular, were much confined,

and, at each attempt to relieve them, he passed a considerable portion of blood and slimy mucus; he very frequently suffered from prolapsus of the rectum. I advised an *enema*, night and morning, the hip bath daily, and castor oil every other morning; with milk diet.

Feb. 28th.—He had followed my advice regularly, and was in many points improved, having less local irritation and pain, an increase of appetite, and a return of somewhat more healthy evacuations; but he suffered much from the prolapsed state of the gut, more particularly when he made water, or relieved his bowels. To continue the same measures.

March 6th.—He was better in every respect; his mother had reduced the prolapsus, which remained up, excepting when he went to motion. I this day examined the rectum, but could not introduce the smallest sized bougie beyond three inches, and the attempt caused great pain. I advised an *enema* every night, containing twenty drops of laudanum; and castor oil every other morning.

March 12th.—He had been more comfortable, especially as respected the bladder. I this day succeeded in introducing the smallest sized rectum bougie; he did not complain so much of its introduction; there was not any obstruction beyond

that at three inches. He retained the instrument five minutes. To continue the same plans.

March 16th.—He was in all respects better. The principal thing he suffered from was the prolapsus of the bowel after every motion. I introduced the same bougie.

March 20th.—He was better; he suffered but little from the irritability of the bladder, the prolapsus continued, yet he had less hæmorrhage. His mother said that she could not bear to put him to pain, and, as the symptoms of his case were so much better, she wished the introduction of the bougie to be discontinued. I was, therefore compelled, much against my inclination, to act consistently with her wishes, and took my leave, urging her to attend to the child's bowels, to persevere in the use of the *enema*, and cautiously to avoid the administration of violent purgative medicines.

March 16th, 1824.—This boy was sent to me by his mother, to show me the condition of his general health; all symptoms of irritation in the urinary organs had subsided soon after I left him, nor had they since returned; but the bowels continued irregular, and he frequently suffered from prolapsus of the bowel, attended with hæmorrhage; at which times the use of the *enema* materially assisted him.

CASE XI.

Mr. —, age 52.] October 4th, 1825.—His general health was much impaired; he suffered from head-ach and indigestion. He had latterly been annoyed by frequent desire to pass his motions; sometimes three and four times in an hour; yet, upon going to the water-closet, he passed scarcely any relief, and that little in a fluid state, attended with a burning kind of pain, and with cramp in the bowel. When his motions passed in a solid state, which had been rarely the case for years, they were small, and flattened like ribbon; at other times, nothing but slime would pass from his bowels for some days: he had incessant itching about the orifice of the bowel, where grew several warts.

In this case, judging from the aggregate symptoms, I suspected stricture in the rectum, which, upon examination (Oct. 6), I found to exist at four inches, and at the sigmoid flexure of the colon, to such an extent, that I could with difficulty introduce the smallest size bougie. I advised my usual plans.

Oct. 11th.—He had suffered much from pain in the head, and the irritable state of his bowels. Independently of which he had been attacked

with retention of urine; so common an occurrence was this with him, that he scarcely ever passed two weeks together, without such affection taking place. He had three strictures in the urethra. The *enema* had returned without any relief from the bowel. I introduced the same bougie more easily.

Oct. 15th.—He had retained the instrument twenty minutes; his head had been better, and the bowels less irritable; he had suffered twice from retention of urine. The motions were quite white in colour. I snipped off several warts about the orifice, and passed a bougie one size larger; it did not cause so much pain in passing through the sigmoid flexure.

Oct. 19th.—He had retained the instrument ten minutes; his head had been better these two days past, and the bowels were more comfortable. The *enema* generally brought away a considerable discharge. I passed the same bougie, and one a size larger.

Oct. 26th.—He was in all respects improved; had passed a good deal of brown mucus in his motions, attended with griping pains in the bowels; but had had no difficulty in making water. I passed the same bougie; the spasm at the sigmoid flexure was very great.

Nov. 3d.—He had fluctuated, some days suffer-

ing a good deal, others scarcely at all; had been compelled to use a urethra bougie two days successively; the bowels were again purged. I advised him to use an *enema* with castor oil every night.

Nov. 8th.—His head had not pained him much; the bowels were better, but he had every now and then a sudden desire to go to stool, when he generally voided a considerable portion of brown mucus. I passed the same bougie, afterwards the next largest size.

Nov. 12th.—He had retained the bougie half an hour: the head had been troublesome; his bowels had been confined for the last two days; he had used the *enema* daily, but it had not brought away relief. I used the same bougie.

From Nov. 12th to Dec. 21st.—Nothing material for the better or for the worse occurred. I continued to introduce the bougie at intervals of three, four, or five days apart; occasionally I could succeed in passing it; while, at other times, I could not get the instrument into the colon, on account of the extreme irritability of the upper contraction; he every now and then suffered from pain in the head; but neither this, nor the attack of retention of urine, were so frequently as they used to be. I this day passed number seven, but experienced the usual difficulty in passing the

upper stricture; he retained the bougie three quarters of an hour. The same plans were pursued till

Feb. 26th.—When I was able to introduce number eight. The general health of my patient was now improved; his bowels were more regular and healthy in their action, yet he suffered occasionally from retention of urine, and from great irritability of the rectum; in short, though the use of the bougie was followed up with the greatest attention, these annoyances continued at times to trouble him; I now took my leave and requested him to act for himself.

Nov. 19th, 1828.—From the period this gentleman took his leave of me to the present date, his health had continued much the same; he occasionally suffered from retention of urine, and his bowels were very capricious. He never passed a figured motion, and commonly suffered from diarrhœa. Being unable to introduce the rectum bougie for himself, he had called upon me every six weeks or two months for that purpose; I was never, however, able to pass a size larger than number seven without causing him much uneasiness at the upper contraction. He had taken his leave of me from his customary attendance rather better than three weeks, when I received a letter from him, stating that for two or three

days past he had suffered from pain in his bowels, which were much purged, and from sickness at the stomach, in which part he experienced pain after taking nourishment. I visited him in the evening, and found him labouring under pain in the region of the stomach and across the upper part of the abdomen; he had not any great degree of fever; nor was his pulse excited, on the contrary, it was rather depressed. He had a perpetual inclination to be sick, yet he threw up nothing. His bowels were exceedingly irritable, he having had upwards of thirty evacuations during the day, attended with severe pain in the rectum, more especially at the sphincter. He made water with perfect ease. Treatment. *Venæ sectio ad uncias sex-decem.*

Recipe,

Hydrargyri submuriatis gr: iv.

Pulveris Opii gr: ii.

Cons: Ros: q. s. Misce. Fiat

pilula, statim sumenda

cum haustû sequenti.

Recipe,

Magnesiæ sulphatis ʒiii.

Infusi Sennæ ʒi.

Tincturæ Sennæ ʒiii.

Aquæ Menthæ Piper: ʒiij.

Misce. Fiat haustus.

Having abstracted the quantity of blood I had intended, I removed the bandage from the arm; but the blood continued to flow, although I occasionally maintained a pressure upon the orifice in the vein for many minutes together, till upwards

of thirty ounces were drawn; my patient then becoming faint, the bleeding ceased.

Nov. 20th.—He appeared somewhat relieved; had less inclination to sickness and pain; his bowels were also more tranquil, though he suffered great pain in the rectum whenever he voided any evacuation. His pulse was accelerated, being about ninety, and he complained of thirst.

Recipe, Magnesiæ Sulphatis ʒiv.

Potassæ Carbonatis ʒiiss.

Syrupi Simplicis ʒiij.

Aquæ Puræ ʒviii.

Misce. Fiat mistura, cujus sumantur cochlearia tria magna, cum cochlearê uno amplo succi limonum, inter effervescentiam, quartis horis. Applicetur emplastrum lyttæ regioni epigastricæ.

Nov. 21st.—He was much as yesterday. He suffered trifling pain in the region of the stomach, and the inclination to sickness continued. His bowels had been acted upon six or eight times in the last twenty-four hours. The blister had not risen. *Continuatur mistura octâ quaque horâ.*

Nov. 22d.—He appeared to be somewhat better; the sickness had nearly left him; but he suffered pain in the stomach after taking the least quantity of nourishment. His fever was lessened. *Continuatur mistura aperiens, omni mane.*

Recipe, Aquæ Ammoniacæ Acetatis ℥iij.

Tincturæ Opii gut : xxx.

Aquæ Pimentæ ℥i.

Misce. Fiat haustus horâ somni sumendus.

Nov. 23d.—He had passed a comfortable night ; had less fever, and appeared upon the whole somewhat improved. *Continuantur medicamina ut antea.*

Nov. 24th.—He complained of an increase of pain after taking the least nourishment, and of head-ach. The pulse was likewise accelerated. The bowels had continued to act twice or thrice daily. *Applicantur temporibus Hirudines viginta. Continuatur mistura.*

Nov. 25th.—The pain in the head had not lessened. Pulse ninety-six, small and easy of compression. Several times during the night hæmorrhage had come on from the nose. *Repetantur Hirudines.*

Recipe, Liquoris Ammoniacæ Acetatis ℥viij.

Spiritus Rorismarinæ ℥ii.

Misturæ Camphoræ ℥vj.

Misce. Fiat lotio capiti constanter applicanda.

Nov. 26th.—His bowels had acted twice comfortably ; but he had passed some trifling quantity of blood by the rectum, both with his motions and spontaneously : the bleeding also oc-

cured, though in a trifling quantity, from the stomach after taking nourishment.

At this juncture I requested the advice of Dr. Armstrong, who agreed with me in opinion that his recovery was dubious ; nevertheless, as no very urgent symptoms presented, he thought with me, that there was a well grounded hope our patient might yet do well. He was too much debilitated to loose blood by venesection, yet, to relieve the head, half-a-dozen more leeches were ordered to each temple, and a continuance of the cold lotion ; another blister was also applied to the epigastric region. We deemed it expedient to discontinue the saline aperients for a day or two, and advised a diet of ass's milk.

Nov. 27th.—He appeared rather better ; had only had a trifling bleeding from the nose once, and twice from the rectum.

Nov. 27th, *vesperi*.—He again appeared better ; had had no bleeding from the nose ; but each time that he took any nourishment, it almost immediately brought on a trifling hæmorrhage from the stomach. The blister had not drawn. Pulse eighty-eight, small and easy of compression. As the bowels had not acted for the last twenty-four hours, the saline aperients were renewed every six hours ; an anodyne was also given at night.

Nov. 28.—He was much the same ; had had

seven hours of sound sleep; his bowels had acted twice or thrice: in each motion there was some small clots of blood. The bleeding from the nose had not returned. He said he felt very weak, and complained of severe pain in the heels and in the soles of his feet. Upon my examining these parts, I could discover no unnatural appearance. *Omittatur mistura aperiens, haustus sedativus horâ somni sumendus.*

Nov. 29th.—He stated he felt himself in every respect better: had had no bleeding from the bowels, which had acted twice: he felt no pain in his head, nor had he brought up any blood after taking his nourishment. *Omittatur lotio capiti. Repetatur haustus sedativus, horâ somni.*

Nov. 30th.—Had had some trifling return of the hæmorrhage after taking nourishment; also complained of soreness across the upper part of the abdomen. His pulse was small and quick, and he felt greatly debilitated. He again requested me to examine his feet, in the soles of which he said he felt great pain; I could not discover any vestige of swelling or of inflammation in these parts.

Dec. 1st.—He complained of a trifling pain across the epigastric region, and of great soreness in the stomach as soon as he swallowed any food; but he did not bring up any blood, nor did he

pass any in his stools ; the bowels had acted each day comfortably. He was very weak, yet, upon the whole, he was, if altered at all, apparently so for the better.

Dec. 2d.—I did not see him.

Dec 3d.—12 o'clock.—I received a message, requesting I would come immediately. Upon my arrival in less than two hours after, I found him scarcely sensible ; the pulse was rapid, small, and intermittent ; his extremities were cold ; in fact, he was fast approaching to dissolution. He expired two hours after. Upon inquiry I found that he had passed the previous day comfortably ; that there had been no return of the hæmorrhage, either from the stomach or by the rectum ; nor had he complained of any kind of pain, save in the soles of his feet and in his heels. He sat up in bed for an hour or better on the evening of yesterday. About eleven at night he had fallen asleep, and had rested quietly till half-past seven in the morning, when he awoke and inquired of his attendants where I was, desiring that I might be sent for directly, for that he felt he was dying.

Sectio cadaveris.

6 A. M. Dec. 5th.—Upon dividing the parietes of the abdomen, the depth of fat was found to

extend to full three inches. There was no appearance of inflammation in the peritoneum, the small intestines, or the colon; nor was the latter bowel very materially distended at any part, save just above the sigmoid flexure; here there was great distension, also a good deal of redness of the mucous membrane. The rectum was materially thickened through its whole extent, but more particularly in the situation of the two obstructions, immediately above each of which the bowel was much dilated. The mucous coat of the intestine, although it bore the most vivid marks of inflammation, was otherwise perfectly sound. In the urethra there were three obstructions, through the last of which, near the bulb, even the point of a probe could not be introduced. The prostate was not much enlarged. My attention was next directed to the stomach, which was remarkable both for its extraordinary size and for the thickness of its parietes. The whole extent of the internal coat was highly inflamed, having in various parts trivial patches of ulceration, and a considerable portion of the left extremity was in a state of gangrene. All the other viscera of the abdomen, as well as those of the chest, were perfectly sound and healthy.

REMARKS.

This case is, perhaps, one of the most valuable ones in this Treatise.

First, it clearly elucidates the co-existence of stricture in the urethra, with stricture in the rectum.

Secondly, it confirms the suggestions I have offered, both as they regard the situation of stricture, and the morbid condition of the mucous surface of the rectum. Although the death of this patient may reasonably be attributed to the disease of the stomach, I cannot but suppose that this was originally induced by the contracted condition of the rectum. I am led to this belief from a knowledge that the patient suffered for many years prior to the appearance of any derangement of the stomach, from the disordered condition of his bowels, which was believed to be dependent upon a diseased state of the liver, yet this organ appeared upon dissection to be perfectly sound. It likewise well illustrates how very possible, nay, I may add, how very probable it is, that disease in the rectum may exist to a most extensive degree, nevertheless be totally overlooked. I am quite satisfied that if I had not known somewhat of the condition of this patient prior to the 19th of November, the day on

which he wrote to me requesting my attendance, that I should never have even discovered the disease in the rectum: the treatment would naturally have been directed to the stomachic affection, and the examination after death would have confirmed my belief as to the correctness of the course which I should most probably have adopted.* Since the fatal termination of this case, I have had an opportunity of examining the bodies of two other patients whom I had attended with stricture in the rectum; both of which patients died from ulcers in the stomach; yet, in neither of those cases, save in the disposition to sickness after eating, did the stomach appear to be materially disturbed. In both of them, as well as the one now immediately narrated, the patients complained of pain in the heels and in the soles of the feet for a day or two previous to dissolution.

* The morbid parts of this interesting case, which many of the profession will recollect, I exhibited at the Medical Society of London, in December, 1828, are lost among those which I have alluded to in the Preface to the third edition of this Treatise.

CASE XII.

A case of mechanical Impediment to the Passage of the Fæces, with Disease of the Bladder and Kidneys, produced from a Tumour in the Pelvis filled with Hydatids.

Mr. ——.] Jan. 19th, 1826.—Had been an invalid a considerable period, suffering from fever, accompanied with pain in the loins, and over the whole surface of the abdomen, especially in the region of the bladder; he also experienced pain in the perineum, extending along the course of the urethra; his pulse was full, hard, and frequent; he made but little water. Within the last six weeks his abdomen had swelled a good deal, likewise his legs; the swelling increasing towards night. His bowels were irregular, the motions scanty, and deficient of the secretion of bile. Upon examining the abdomen, fluctuation was perceptible, and the slightest pressure at any point caused acute pain, particularly in the region of the bladder. Treatment. *Detrahatur sanguis e brachio ad uncias sex-decem.*

Recipe, Hydrargyri Submuriatis gr : iv.

Pulveris Antimonialis gr : ii.

Pulveris Rhæi gr : viii.

Olei Juniperi guttas iv.

Misce. Fiant Pilulæ tres, horâ somni sumendæ.

Jan. 20th.—He was exceedingly unwell. I could not obtain any account of the treatment which had been pursued for some months past; and having ascertained that he had sent for me unknown to his usual medical friend, I refused to attend him unless I was met by that gentleman. We accordingly met on the 21st.

Jan. 21st.—I found that this patient had been ill for many months, during which period, he had been attended by one or two physicians, the symptoms of his complaint having been much the same as at present, with the exception of the swelling of the abdomen and legs. His general habits had been irregular. Treatment. *Detrahatur sanguis e brachio ad uncias sex-decem.*

Recipe, Gummi Scammonia.

—— Gambogia.

Pilulæ Hydrargyri \overline{a} \overline{a} gr : v.

Olei Juniperi gutt : iii.

Misce. Fiant Pilulæ tres, omni alternâ nocte sumendæ.

Jan. 23d.—He was much the same, complained of a dull heavy pain in the loins, and of frequent inclination to make water. Pulse eighty-eight.

Recipe,

Tincturæ Rhæi ʒi.

Sodæ Carbonatis gr: viij.

Misturæ Camphoræ ʒi.

Spiritûs Ætheris Nitrici ʒss.

Misce. Fiat haustus ter in die
sumendus.

Recipe,

Pulveris Ipecacuanhæ gr: ii.

Extracti Taraxaci gr: vj.

Misce. Fiant Pilulæ duæ, cum
haustû sumendæ.

Milk diet.

Jan. 25th.—He was not so well: the pain in the abdomen had increased. *Venæ sectio ad uncias duo-decem. Continuantur medicamina omnia.*

Jan. 28th.—He was somewhat better; the abdomen was not much enlarged; he was exceedingly thirsty, and every morning as soon as he arose, vomited a considerable quantity of watery fluid. *Continuatur haustus ter in die, cum pilulis sequentibus.*

Recipe, Extracti Taraxaci gr: vj.

Pulveris Scillæ gr: i.

Olei Juniperi gutt: ii.

Misce. Fiant Pilulæ duæ.

Haustus aperiens horâ somni pro re natâ.

Feb. 1st.—He was decidedly improved, had less local pains and passed more water; pulse eighty-six. *Recipe, Pilulæ hydrargyri gr: v. fiat*

pilula, omni nocte horá somni sumenda. Continuantur medicamina omnia.

Feb. 7th.—He had progressively improved; the sickness in the morning being the most annoying symptom he experienced.

Feb. 10th.—He was better; the swelling of the abdomen was lessened; the mercury had affected his mouth. *Omittantur pilulæ mercuriales.*

Recipe, Liquoris Ammoniae Acetatis ℥iii.

Infusionis Sennæ ℥ii.

Aquæ Pimentæ ℥i.

Extracti Taraxaci gr: viij.

Misce. Fiat haustus ter in die sumendus.

Feb. 20th.—He was going on well; the sickness was lessened, occurring only once in three or four days; but he had frequent inclination to make water; the fluctuation in the abdomen was barely discernible. *Continuantur medicamina omnia.*

Feb. 27th.—He was improved in all points; the sickness in the morning had left him, and he felt himself fast regaining his usual health; he made a sufficiency of water, though he voided it at many periods of the day; his pulse was steady and healthy at eighty.

Recipe, Infusionis Cascarillæ ℥v.

Tincturæ Cardamomi Compositi ℥ii.

Misce. Sumantur Cochlearia duo magna, bis in die.

March 6th.—He had continued to proceed favourably. *Continuantur medicamina omnia.*

March 11th.—He was so far convalescent that I took my leave, and left him to the care of his regular medical friend.

April 22d.—I was again sent for, and found that within the last ten days he had experienced a relapse; suffering almost constant pain in the region of the bladder and kidneys, with a perpetual desire to make water. Without any ostensible cause, the right testis had swelled to a very considerable extent about five days since, to which leeches and fomentations had been applied. To continue the same measures.

April 25th.—The swelling was somewhat abated. There was no appearance of fluid in the abdomen. *Hirudines decem parti affectæ, lotio aquæ lythargi constanter applicanda, oleum ricini omni alterna mané.*

After a fortnight or three weeks, the swelling and local irritation being diminished, I examined the urethra, but could not find any obstruction; there was, however, extreme tenderness at the neck of the bladder. I also examined the prostate *per anum*, it was enlarged, and somewhat tender.

Although every attention was paid to the case, our patient grew worse and worse in his general health. The pain in his loins continued, and the frequency of passing his water; he also voided a trifling quantity of matter in his urine; and experienced a frequent desire to evacuate the contents of his bowels, the motions from which, though small, were in other points healthy.

On the 15th of June, a consultation was held upon his case with Mr. —, who advised a perseverance in the same plans as heretofore, together with an issue in the lumbar region. To the latter, however, the patient would not consent. In the course of a fortnight he again became better; the irritability of the bladder lessened, and the discharge of matter in the urine disappeared. He complained, however, that he could not retain his motions, being compelled to relieve his bowels the instant he felt any disposition; this had been the case for many months, though at the present time, he voided scarcely any thing. At this period he went to Margate; the journey brought on extreme irritation in his urinary organs, which was followed by a material increase of the discharge of matter in his water.

On the 8th of August, he returned to town visibly changed for the worse; he complained of severe pain in the loins and region of the bladder,

and voided at least a pint of matter daily. In fact he was fast approaching to dissolution.

On the 9th, a consultation was held with Mr. —; the decision of which was, that there would be a very speedy, and an unfavourable termination to the case. He died on the 16th.

Post Mortem examination.

Upon opening the abdomen, the cause of this obscure case became manifest; commencing from the *vesiculæ seminales*, and thence extending upwards, occupying a considerable portion of the *pelvis*, and pointing above the pubes, there was a tumour, having an elastic feel, which adhered firmly to the bladder and rectum, of course creating considerable pressure upon both these parts. The cavity of the rectum was much diminished through the whole of its first and second curvatures. Upon removing the tumour, it was found to be a cyst, containing *hydatids*. The mucous coat of the bladder was in a state of ulceration, and the kidneys were thoroughly diseased; the ureters were enlarged, being of a size somewhat greater than a large turkey's quill. The other viscera were in a healthy condition.

CASE XIII.

Extraordinary instance of Stricture at the Sigmoid flexure of the Colon, in a Female, with a communication between the Intestine and Bladder; the Motions passing by the Urethra.

Mrs. B., age 59, March 17th, 1831.—I was requested to see this patient by my friend Mr. Coward, of Hoxton Square. Upon my first interview with her she gave me the following narrative of her sufferings:—

“ For some years I have been subject to irregularity of my bowels, which have more usually been loose than confined, and occasionally, though not often, I have had a good deal of blood pass with my motions. For the last two years I have had frequent attacks of purging, my bowels oftentimes being opened twelve and even twenty times in a day, though I did not suffer much excepting at the entrance to the passage, at which place I had a good deal of smarting, pricking pain, and where, for the last twelve months, there have been some small lumps, which are much larger at one time than another. My water for many months past has been very troublesome, and I am now obliged

“ to pass it every hour or so, unless I am lying
“ down, when I can retain it for two or three
“ hours together. About eighteen months ago I
“ was seized with inflammation of my bowels and
“ retention of urine, from which I nearly lost my
“ life. A month or six weeks after this attack I
“ had a violent purging, which lasted for three or
“ four weeks, from which time to the present day
“ I have never voided anything like a figured
“ stool. When I go to motion I have a bad
“ griping pain over the centre of my belly, at
“ the lowest part, and in my left groin, which
“ lasts for ten minutes or so, when my evacua-
“ tions come away with a jerk, and are fluid, like
“ an infant’s. About nine months ago, after one
“ of my attacks of purging, I thought a part of
“ my motion came away in my water, which I
“ mentioned to a medical man, who assured me it
“ was all a pack of nonsense. In a few weeks I
“ was certain it was the fact, as I used to find the
“ stool lodged in the front passage every morning
“ when I got up. In January last I first sent for
“ Mr. Coward.”

I found this poor creature suffering from pain in the region of the sigmoid flexure of the colon and the bladder, extending into the rectum and vagina. She had a frequent inclination to make

water, and her bowels were relieved upon an average ten times in every twelve hours; she complained that at the period of passing her stools the scalding and pain in the fundament almost distracted her; she also suffered much uneasiness in the front passage, particularly when she began to pass her motion, but as her bowels were emptied, this generally subsided. The stools did not always come the wrong way, but appeared to depend on the looseness of her bowels, the quantity which passed in this manner, increasing or diminishing according to the relaxed or confined state of her body. To my question, Are you certain that your motions come away by the front passage? She replied, "O yes, my nurse
"took away as much as a small teacup-ful
"this morning; but it does not happen every
"day alike; some days scarcely any at all
"comes; at others it will pass, if my bowels are
"very relaxed, at every motion." I asked her if it ever passed with her water, she replied, "It
"did not now, but that this was very bad, for she
"could not retain it more than an hour or two at
"the most." Her general health was not materially impaired, neither did her appearance indicate any serious indisposition. She was engaged in her domestic occupations, and able to assist

herself as heretofore, occasionally taking exercise, and, during the intervals of her bowels being relieved, performing her usual family duties.

Recipe, Hyd: c: creta, gr. sex;

Pulv: opii, gr. $\frac{1}{4}$; fiat Pulvis omni 3tia horâ enema
opiat: sumendus nocte maneque.

March 18th.—She was more tranquil, and had had a better night than for many weeks; her bowels had been relieved only three times during the last twelve hours. *Continuantur medicamina omnia.*

March 20th.—She had passed very little motion by the wrong way, her bowels had only been acted upon twice in twenty-four hours. She complained of feeling drowsy and stupid. *Omit: pulv: opii. Hyd. cum creta gr. sex: omni nocte. Enema omni mane.* Milk diet. with rice-milk.

March 25th.—She had been very comfortable; her bowels had been quiet, and had acted this day without any motion coming the wrong way, and she had but little irritability of the bladder. I this day examined the rectum, and discovered a stricture at the sigmoid flexure of the colon, through which I passed a number five bougie. The examination gave her no material pain, though she felt a kind of burning heat in the passage,

just the same as when she passed her stools. I could not discover any disease in the rectum, beyond two or three trifling hæmorrhoids. She retained the bougie without any annoyance for four minutes. Upon withdrawing it the stricture was extremely well delineated, a portion of the instrument, about an inch in length, being much corrugated, where it had lain in the contracted part of the bowel. *Continuatur ut antea.*

March 28th.—She had experienced no pain from the examination. On the contrary, her motions passed easier. I requested her to allow me to examine the vagina, but she begged I would delay doing so for a few days. *Continuatur ut antea.*

April 5th.—She had suffered great pain and difficulty in making water all night, which passed by drops, with an acute burning sensation. No motion had passed by the front passage for the last two days. *Oleum ricini ℥ii. hac nocte.*

Recipe, Mist : Mucilag : ℥vi ;

Spt : æth : nit : ℥ii ;

Tinct : opii ℥i.

Misce. Sumantur cochlearia duo magna, quartis horis.

April 6th.—The urine passed more readily, but with great pain. Her bowels had acted freely, though with much uneasiness. I introduced

a number six rectum bougie without much trouble, and she retained it with facility nine minutes. *Discon: mistura mucill: et hyd: cum cretâ.*

From this period to the 26th, she went on much as heretofore; some days she suffered but little inconvenience in the urinary organs; on others she would be compelled to pass her water every ten minutes; a very trifling quantity of motion had passed by the front passage. On the 26th she assented to my making an examination *per vaginam*; but though I made the most cautious investigation, I could not discover any communication between the rectum and this part. Her health, within the last week, had not been so good; she had lost her appetite, slept badly, and had an irritating cough; she was likewise unable to sit up the whole of the day, being compelled to go to bed early in the evening. *Continuatur ut antea.*

May 7th.—She had gone on much in the same way, though, upon the whole, she did not suffer so great a degree of irritation in her bowels, but her desire to make water was greater than ever, and it flowed from her whenever she coughed violently. I introduced a number seven bougie, which she retained for five minutes; when I withdrew it, she complained of its causing her a

burning pain down the back passage: the upper half of the instrument was covered with a most offensive discharge. I requested her to permit me to examine the vagina with the *speculum*, but she would not. Treatment. *Hydrarg. cum cretâ gr. v. omni. nocte. Pulv: Opii gr. i. p: r: n. Enema Opiat: ʒii, omni mane.*

May 17th.—She had been rather more tranquil for the last few days, yet her bowels continued irritable, and she usually passed some small quantity of motion by the front passage daily. A good deal of blood had also passed by the rectum. I made no alteration in the treatment.

May 26th.—Her motions had become very offensive, and contained a great deal of matter; the bladder was extremely irritable. Thinking this excessive irritability might be produced from some accumulation above the stricture, I gave her a brisk purgative.

May 27th, 28th, 29th.—She had rested better, and had been more quiet in her bowels than for the last five weeks, but her motions usually contained more or less blood and matter. With these symptoms I did not consider it prudent to attempt the use of the bougie.

June 2d.—The irritation of her bowels had returned as badly as ever, and she felt a cutting pain in the left groin whenever she went to stool.

It was now evident that I could do nothing for this poor creature, since the irritability of the bowel prevented the use of instruments for the purpose of dilating the obstruction; nor could I understand how the motions passed *per vaginam*, being unable, upon the closest examination, to discover any communication between the anterior and posterior passages.

It now, for the first time, occurred to me that the stools *might* pass by the urethra, but my patient induced me to discredit this opinion, because she said she was sure the aperture was at the top of the upper and back part of the passage.

Recipe, Mist: Cretæ comp. ℥vi;

Tinct: opii, ℥ii.

Misce. Sumantur cochlearia duo magna 3tiâ quaque horâ.

Suppositorium opii, horâ somni.

June 9th, 18th, 21st, 25th, 28th.—No material alteration took place between these dates, on each of which I visited her. Last night, while she was retching on the close stool, she felt a pricking kind of pain in the front passage, as if some substance was sticking there, and being convinced that such was the fact, she asked her female attendant to put her finger to the spot, when she felt a hard substance fixed in the passage, which she brought away with a pair of pincers. It was

a triangular piece of bone, which had been accidentally swallowed.

I now entertained slight hopes that I might be able to do some good in the case, considering it possible that the irritation might have resulted from this substance being lodged in the stricture. With this view I resolved to keep her under the influence of opium for a few days, so as, if possible, to quiet the bowels and bladder.

July 5th.—She was so much better that she was able to sit up and enjoy her meals, and even to do trifling matters about the house herself, nor had she had any discharge from the front passage worth mentioning. To prosecute the same plan.

July 7th and 9th.—She had continued to improve in the bowels, and this day passed a small figured stool, which she had not done for the last eight months, the bladder was however very irritable. I examined the urine, which presented no remarkable appearance.

July 11th.—Another attack of irritation of the bowels had come on last night, and she had passed a great quantity of blood and matter *per anum*, but voided little motion by the front passage.

Recipe, Infus : Quassiaë, ζ i ;

Cupri Sulph : gr. $\frac{1}{4}$ 6tis horis sumendus.

Pulv : Opii, grs. ii. hac nocte :

July 12th, 14th, 16th, 19th, 20th.—The irritation of the bowels continued more or less. She complained of great pain in her back, and in the region of the bladder.

Recipe, Pulv : trag : comp : 3i ;

Nitri, gr. vi ;

Opii, gr. i.

Misce. Ter die sumendus, ex aquâ hord.

July 22d.—Her urine had passed pretty freely for the last twelve hours, but, said she, “the torment I suffer from my bowels no one can tell.”

Her strength was now evidently fast declining, she was unable to leave her bed, the stomach was irritable and rejected her food, although she took scarcely anything. In fact, I gave up the case as hopeless. She lingered on in the same distressing way, becoming daily worse and worse, till at last she was obliged to be constantly kept upon the bed-pan, owing to the excessive irritability of the rectum, from which either an offensive discharge, or feculent matter, oozed incessantly for the last fortnight of her life.

On the 27th of August, death relieved her from one of the most miserable states of suffering I have ever witnessed. I saw her daily ; she was sensible to the last, though, with a hope of lessening her sufferings, she took a grain of opium every hour for

the last fortnight of her existence. Several times prior to her death, which the poor creature contemplated with the happiest serenity of mind, she requested me to promise that I would examine her body, her only grief being, as she said, “that she should not be able to be satisfied of the true nature of her disease.”

Sectio Cadaveris.

Aug. 29th, two P. M. Though there was much general emaciation of the body, the fat over the parietes of the abdomen was of considerable thickness. Upon making the usual incision through the abdominal muscles, the peritoneum covering the rectus muscle was found closely adherent to the sigmoid flexure of the colon, the adhesions being firm, and evidently of some standing. The membrane at this part, and in that portion of it which was reflected upon the bladder, and over the lower part of the colon, was thickened in texture, and of a dark-green colour. The descending colon, sigmoid flexure, and that portion of the rectus muscle which was agglutinated to it; the rectum, pelvic viscera, together with some of the soft parts around the *anus* and *meatus externas*, were then removed from the body. There was not any disease of the rectum worthy of notice, and after examining the bowel

with the greatest care, no communication could be discovered between it and the vagina. The latter passage laid open, presented no morbid appearance of moment, being only triflingly inflamed. The womb was likewise healthy, as far as its general structure was concerned, but a portion of its cavity towards the fundus was obliterated, from coagulated lymph having become organised in several bands. A very small polypus grew just within the *os tincæ*. The urethra was next laid open into the bladder; this canal was much dilated and vividly inflamed. The bladder was much contracted, but notwithstanding the destruction of a part of its fundus, it was not generally diseased, nor was there any material inflammation or thickening of its internal surface; but the colour of this part was of the peculiar green cast before alluded to.

An incision was now made through a part of the descending colon, its sigmoid flexure, and the first curve of the rectum, so as to bring into view the extent and nature of the stricture. Immediately above the sigmoid flexure, the colon was distended, and contained a considerable quantity of *fæces*, but at this part the intestine was so contracted, that the point of the fore-finger could hardly be passed through it. The contraction was of a circular form, and about an inch in length

the mucous membrane of the intestine immediately before, throughout, and for some short distance beyond it, being destroyed by ulceration. About three inches of the bowel were adherent by its superior surface to the peritoneum covering the abdominal muscles, while the inferior portion of the intestine was in like manner firmly united to the fundus of the bladder, a part of which was destroyed by ulceration, together with the colon to which it was united, so as to form a direct channel for the passage of the feculent matter. There was not so much thickening of the intestine as might have been expected, and the ulceration appeared as if it had been produced more from acute inflammation, than chronic disease of the part.

The viscera of the chest and abdomen were healthy.

REMARKS.

This case well illustrates the insidious manner in which simple disease of the bowel may proceed without its true nature being understood.

When first I saw this poor creature, I had no suspicion that the *fæces* came by the bladder. In fact, I confess I did not think so till towards the latter period of her existence, and for this reason; I repeatedly found the urine clear and

healthy, and it appeared to me, that if there was a direct communication between the sigmoid flexure of the colon and the bladder, the fæces would in all probability have entered the latter organ by gravitation, and thence have been voided by the canal of the urethra, daily, which they certainly were not. Notwithstanding this circumstance, however, I ought to have known that they must have come by that channel, not so much because I could not discover the communication between the two passages by examination with the finger, but because when I passed the bougie into the rectum, I found no disease in this part which could have given rise to so serious an effect. I several times requested her to allow me to examine the vagina with the speculum, but she would not consent. I might also have ascertained the fact by plugging the vagina, so as to prevent the motions passing by this channel; had this been done the case would have been clear beyond a doubt.

CHAPTER X.

On Piles.

One of the most frequent, and, if ever diseased action may be so considered, *salutary* consequences of stricture of the rectum, is the formation of piles, than which an affection more common to all classes and ages of people could not perhaps be mentioned. So prevalent, indeed, is the disease in this country, that till it has proceeded to some considerable extent, persons not unfrequently do not consider it requisite to consult their medical advisers upon the subject, but are content either to use the nostrums of some reputed quack, or such topical application as may be recommended by some kind friend, who has experienced relief from the like source. In the milder forms of piles, surgical attendance is not always necessary; too often, however, from protracted neglect, they become an equally formidable and painful malady.

A just consideration of the causes of any disease will be our best guide not only to prevent its

occurrence, but likewise as to the method of treatment we should adopt for its removal or alleviation; let us therefore briefly enquire into the causes of piles.

Various as these will be found, they all tend towards the same results; viz. deposition in the cellular tissue, which unites the mucous and muscular tunics of the rectum; distention of the minute vessels of its mucous coat, and more or less enlargement of the hæmorrhoidal veins. Piles may therefore be produced by any circumstance, constitutional or mechanical, which preternaturally excites, or mechanically obstructs, the circulation in these particular parts. Thus they not uncommonly arise from an injudicious perseverance in the use of peculiar or violent purgative medicines, or excessive bodily exertion, particularly horse exercise; hence, also results the prevalence of the disease in persons accustomed to a sedentary mode of life, the warmth excited from the constant sitting position of the body promoting an inordinate action in the vessels of the lower part of the rectum; while the want of proper exercise induces a torpid and confined state of the bowels, in a great degree assisted by a deficiency in the biliary secretion.

I believe the disease is often caused, or much increased, from the fashionable, yet pernicious

custom of sitting upon chairs having hair or stuffed seats. Persons, especially those whose occupations are of a sedentary description, should accustom themselves to use chairs, the seats of which are composed of cane, formed into a network.

The soft blue hæmorrhoidal tumour which may be said to be the true pile, will always be found in conjunction with an enlarged, or otherwise diseased condition of the liver, which circumstance is physiologically explained, when we consider the immediate connexion that exists between the *vena portæ* and the hæmorrhoidal veins. From this course, these veins will sometimes become distended to so great a degree, as to form tumours of a very considerable size; and I have seen an instance, in which from extreme enlargement of the hæmorrhoidal veins, the fore-finger could not be introduced into the rectum beyond the first joint; the patient was likewise the subject of fistula in ano.

Another effect of irritation in the rectum is, that coagulable lymph is from time to time thrown out upon the inner coat of the intestine, but more particularly in the cellular tissue which connects the mucous and muscular portions of the bowel. This deposition organises and gradually increases, till at last a hugh mass of superstruc-

ture is formed, which is productive of extreme annoyance and exquisite suffering.

But another and extremely prevalent cause of the disease will be found in a contracted condition of some part of the rectum, which causes an accumulation of fæculent matter in the bowel; this necessarily irritates it, and sooner or later produces ulceration of some portion of its mucous surface; while the perpetual straining which accompanies the desire to relieve the bowels, the result of the accumulation, injects the minute vessels of the intestine, distends, and finally causes them to rupture; from which sources arise the hæmorrhage, more or less experienced by those who are subject to piles. Now it is not always judicious, suddenly to correct this effect, for although it is a diseased action, it, not unfrequently, is the mode by which nature relieves herself, and it thus, perhaps, prevents the formation of a more serious disease.

The foregoing is, as I believe, a brief and simple, yet correct, narrative, both of the formation of piles, and of the hæmorrhoidal excrescence; and I next proceed to a few practical observations on the treatment of these diseases.

This, in a great measure, must necessarily depend upon the cause from which the disease arises. Should it be connected with any hepatic

affection, we of course principally direct our efforts to restore the healthy state of the liver. Surprising relief will often be imparted from the loss of four or six ounces of blood at intervals repeated according to the discretion of the medical attendant. This may be taken either from the arm or by the application of cupping glasses to the region of the liver; the latter is, perhaps, the most preferable mode. The application of leeches to the orifice of the bowel is a valuable remedy, in those instances when the tumours are situate within the sphincter; but when they are external to it, I have often found that more irritation is produced from the bites of the leeches than benefit from the quantity of blood which they abstract. Not unfrequently they induce great tumefaction of the parts, which seriously aggravates the patient's sufferings. But in the cases of internal piles, especially those which are attended with any hepatic disease, the use of leeches, will be found of great service, for they not only diminish the general volume of the blood, but, by unloading the vessels at the inferior portion of the alimentary canal, operate more immediately upon the affected parts.

I have lately been in the habit of puncturing that description of pile which is almost wholly produced from distension of the hæmorrhoidal

veins, with the acupuncture needle; by this method some ounces of blood may be abstracted, which will afford instantaneous relief to the patient. This plan may be adopted almost *ad libitum* by the medical attendant, and is entirely free from that apprehension of real, or imaginary danger, which by some is considered to belong to dividing these veins with the lancet; which latter practice I have often adopted with great service; neither have I ever found any untoward result ensue from it. Furthermore, I am acquainted with an individual who was in the habit of performing this operation on his own person, a practice which, notwithstanding its successful issue, cannot be too strongly reprobated.

Evaporating washes* are of service, not only by alleviating the inflammation in the piles, but also that irritability of the sphincter which almost invariably, accompanies the disease, to a greater or lesser extent. I prefer using these in a tepid state, for when they are applied cold, patients are oftentimes not sufficiently cautious respecting their use; either from inattention, or dislike to the mo-

* I have been in the habit of using the following formula—

Recipe, Spirit: Rorismar: ℥ii.

Aquæ Am: Acet: ℥iv.

Mist: Camphoræ, ℥x

Misce. Fiat lotio.

mentary feeling produced from the application of cold, they permit the linen rag to get dry; hence an increase instead of a diminution of the local action ensues.

A gentle stimulus by an ointment applied to the sphincter twice or thrice in the course of the day, will, in the milder attacks of the disease, not uncommonly be of essential benefit;* this plan will not, however, agree with all constitutions, and should therefore be adopted with caution.

The administration of medicine forms a most essential part of the treatment of the disease. It is well known that particular drugs, as for example aloes, exercise a peculiar action upon the intestinal canal; such description of medicines are therefore to be avoided; large doses of any kind of purgative adopted as a habit are improper; nevertheless, as the disease is often connected with extreme costiveness, it is best at the commencement of an acute attack, to give a brisk dose of medicine, so as fully to unload the intestinal canal, and by such means facilitate the progress of the circulation through the rectum. In the milder forms of the

* Recipe, Pulv: Gum: Camphoræ, ʒss.

— Gallæ, ʒi.

— Opii, ʒi.

Ung: Flor: Samb: ʒi.

Misce. Fiat Unguentum.

complaint, the bowels may be kept regular, by the use of small doses of castor oil, the confection before prescribed, milk of sulphur, or any mild aperient.

The use of *enemas*, when the situation of the tumours admits of the ready introduction of the pipe, ought never to be omitted; they not only lessen the local irritability of the parts, but sometimes, by removing the feculent collections in the intestine, supersede the necessity for any kind of aperient medicine. All violent exercise, particularly riding, must be abstained from. These, together with a reasonable attention to diet, constitute the principal features to be observed in the ordinary treatment of piles. With the most cautious attention, however, the disease will not unfrequently progressively increase, till at last we are compelled to relieve our patient's affliction, by the means of operative surgery; and this brings me to the next division of my subject, viz. the removal of the Hæmorrhoidal Excrescence.

In the former editions of this Essay, I ventured to express an opinion connected with the removal of this disease, which is somewhat at variance with the judgment of many individuals whose ability and professional character entitle them to more than ordinary respect; opinions,

however, are valuable only in the degree that they can be supported by argument, or by facts.

It does appear to me somewhat extraordinary that the course of treatment adopted by those of the profession who have more particularly studied this subject, should be so widely dissimilar. While we find some authors recommending the removal of the hæmorrhoidal excrescence by excision, we read of others who advise, with equal confidence, its extirpation by the ligature. True it is, that by far the larger portion of those who, from their experience, may be counted valuable authority on the subject, are favourable to the operation by excision; thus, among the ancient writers on surgery, we find it was adopted by Wiseman, Petit, Le-dran, Sabatier, as well as by many of the present day, such as Abernethy, Hey, Fletcher, Ware, Home, Kirby, and Dupuytren. On the other hand, Mr. Pott, Sir Astley Cooper, Mr. Copeland, Mr. Howship, and others, practically acquainted with the subject, appear to favour the removal of the disease by the ligature.

With such a weight of evidence before me, it may, perhaps, be considered presumptuous to offer any decided opinion upon the subject. I believe, however, that although both descriptions of operation are occasionally liable to objections, that these not unfrequently originate either in

the circumstance of the operation being injudiciously undertaken, or unskilfully performed; and that, if the subject is dispassionately considered in all its bearings, the weight of evidence will greatly preponderate in favour of the removal of the disease by excision.

To substantiate this position, let us suppose the instance of a surgeon being consulted by a patient suffering from an extreme case of the hæmorrhoidal excrescence. He inquires into the state of the patient's general health, and ascertains that he has not any enlarged or otherwise diseased condition of the liver; no stricture in the rectum, nor any organic affection to which the formation of the excrescences may be reasonably attributed. He examines the part, and discovers one or many tumours originating in the rectum, and either protruding externally, or being within the sphincter. On what is he to found his judgment as to the removal of the diseased parts, by excision or by ligature? I should say not so much upon the size of the tumours and their extent of attachment to the rectum, as upon the condition of the hæmorrhoidal veins. When the tumours are *external* to the orifice of the bowel, there cannot, I think, be a question as to the manner in which we ought to proceed; since, as we are able to quell any hæmorrhage which

may ensue, we have a perfect control over the only circumstance which, in this instance, militates against the operation by excision.

In the removal by ligature we shall have to encounter much local irritation, and not unfrequently severe constitutional disturbance, over which when it is once excited, we have a very limited control. Provided there are several tumours, which is a common occurrence, we shall be necessitated to perform several operations. The application of the ligature is usually extremely painful, its operation tedious, and not unfrequently incomplete, by reason of the base of the tumour being left, which forms a nidus for the return of the disease: neither is the danger from hæmorrhage entirely removed, for sometimes the ligature will get loose, and slip off before the vessels are completely separated. I know an instance where this circumstance occurred, and which had nearly proved fatal to the patient. The treatment after the removal of the tumours is likewise protracted; and, lastly, it is, I think, inapplicable where there is any material distension of the hæmorrhoidal veins.

The application of ligatures to veins is, I think, one of the most uncertain operations in surgery. I have so often seen fatal results follow their use, that I confess I am not a little prejudiced against

the operation; and I believe that the failure of the removal of the excrescence by the ligature, is often referrible to the injudicious manner in which it is placed upon the enlarged hæmorrhoidal veins.

Now the removal of the excrescence by excision is more expeditious, it is more complete, the pain is less, as is the danger either of local inflammation or of constitutional disturbance, the parts heal more kindly, and finally, when we are compelled to divide the enlarged hæmorrhoidal veins, the probable danger from hæmorrhage is not by any means so great, as that which is to be apprehended from the constitutional and local disturbance which almost invariably follows the including of them in a ligature.

A reasonable objection may be advanced against the operation by excision, in the division of the mucous membrane of the part; but I would fearlessly ask, Is the danger of inflammation from this cause greater than that which is likely to ensue from the application of a ligature to the same part? I should think not.

I can only say, that I have for many years, been in the habit of performing the operation by excision, and that with the most perfect success; occasionally, I have had to encounter hæmorrhage; but never, save in one instance, to such an

extent as to endanger the life of the patient. I am inclined, therefore, to believe, that when bleeding ensues to any material extent, the tumours are accompanied with an enlarged or otherwise diseased condition of the liver, with stricture of the bowel, or, such an unhealthy condition of the constitution as may give rise to an hæmorrhagic disposition in the vessels at the lower part of the alimentary canal; and, in the neglect of the due observance of any of which circumstances, not only the danger, but the unsuccessful issue of EITHER description of operation is very likely to originate.

And here I think I should be guilty of no inconsiderable dereliction of duty, was I to omit adverting to the careless manner in which these tumours are frequently removed. Not only are the causes of the disease altogether lost sight of, but its extirpation decided upon without the slightest degree of constitutional preparation; indeed, were we to judge from the observations delivered in some of the medical schools of this metropolis, it might reasonably be supposed that the excision of piles was an operation, altogether so simple, that it might be performed at the convenience either of the surgeon or his patient. More than once have I known fatal results to arise from this mistaken

confidence, this injudicious, not to say rash proceeding; which, though it may be practised perhaps many times without any untoward result, is certain eventually not only to end in the compromise of the surgeon's reputation, but in what is of much greater moment, the loss of human life.

Prior to the removal of the hæmorrhoidal excrescence it is the duty of every surgeon carefully to survey the various points to which I have alluded; and, above all, cautiously to examine into the condition of the rectum; for, in the early stages of piles, where the disease is accompanied with any contraction of the bowel, we shall often be able to mitigate the former by the removal of the latter; I have seen many instances which confirm this observation, some few of which it may be of utility to detail.

CASE I.

Mr. —, age 32.] May 26th, 1824.—Had been subject, more or less, for years past, to attacks of dysentery and piles; his general health was much impaired, particularly his digestive function; he suffered from pain in the region of the stomach after his meals, with a feeling of distension, and from acid eructations. His bowels were irregular, sometimes profusely relaxed, at

others obstinately costive. He had been for a long period subject to cough, pain in his chest, and difficulty of breathing; and, within the last three months, to profuse perspirations, occurring about three or four o'clock in the morning. His medical friends always considered him to have a disposition to consumption, of which disease his father and two of his brothers died.

June 2d.—Upon examining the rectum with my finger, I discovered two or three soft tumours of the size of a hazel-nut, just within the sphincter; they were not painful to any material degree. I then introduced a bougie, of the size of number seven, fairly into the colon, encountering no impediment but at the sigmoid flexure, where the spasm and irritation were considerable; he could only retain the bougie four minutes. I advised my usual plans.

June 8th.—He had obtained satisfactory relief from the *enema* daily. I increased the size of the bougie.

June 12th.—He said he felt more comfortable; his bowels had acted better; that his cough had been less troublesome than for months past; and that he had not had so much of the perspiration at night. I passed the same instrument; he had retained the last twenty-six minutes.

June 16th.—He was in all respects better; the

bougie had remained up five hours. I passed number nine, it did not give him any great degree of pain. He had a severe cold.

June 20th.—He had continued to improve; had scarcely any cough, difficulty of breathing, or night perspirations, and his bowels acted twice daily without any kind of assistance. He was obliged to leave London for Manchester, where he resided; I therefore gave him some bougies, requesting he would persevere in introducing them for himself.

July 25th, 1825.—This gentleman called upon me. He stated, that since he had followed my directions his health had been better than he ever remembered it; that he had never since experienced a single attack of dysentery or piles; nor had he been so subject to attacks of cough and difficulty of breathing, from which he formerly suffered. He had continued to use the bougie for himself once every three weeks or a month.

June, 1827.—He informed me that his health continued much relieved by the plan I had recommended him; he never failed to pass a bougie every fortnight, and was happy to say he had not suffered from piles, dysentery, or cough.

CASE II.

Mr. ——. August 11th, 1827.]—He had for some weeks past a dull heavy pain in the region of the sacrum, extending down the side of the buttock and the thighs. About a fortnight since he applied to his medical friend, who gave him a liniment to apply to the part, which afforded some relief. After a few days the pain returned much worse, being more in one particular part, just at the orifice of the fundament, and so bad as to prevent his sitting, or taking the least exertion. A swelling made its appearance after a few days, which gradually increased, and at last breaking, discharged a quantity of blood and matter. This relieved him much, and he considered that he was getting well. For the last few days, however, he had been troubled with the piles, and upon going to stool, a sort of bag appeared to come down, which caused him great pain.

Upon examination I found the rectum prolapsed; and one or two excrescences about the size of a horse-bean protruding at the orifice. Having reduced the part, I passed my finger into the bowel, but did not discover any other morbid appearance. I passed a probe about two inches up the sinus, the remains of the original abscess, which did not communicate with the bowel. To

my inquiry, respecting the usual state of his health, he replied, “That it was uncommonly good, that he was subject sometimes to confinement of his bowels, and a little bleeding, either at the time of passing, or after he had voided his motions, but this he considered of no moment, as his apothecary had assured him it was the best thing that could happen for his health.”

I advised my usual plans; I also examined the rectum, and in this case discovered stricture at six inches, through which I could only pass number seven. After having introduced the bougie five or six times, I removed the excrescences with the knife. No unpleasant results followed their removal. In a fortnight the parts were healed, as well as the sinus. I now resumed the use of the bougie, and in about two months he was able to pass number nine for himself.

CASE III.

Mr. —, age 33. March 12th, 1824.]—For many years past had been troubled with eruptions upon his face and body, particularly at the vernal and autumnal periods of the year. Within the last two years he had occasionally experienced attacks of piles, generally occurring when his

bowels had been confined or immoderately purged. His motions were by no means healthy, being small in size and quantity, and evincing a deficiency of the secretion of bile; for which latter affection, in conjunction with great debility of his digestive functions, he had consulted a variety of medical gentlemen, and for the last year and a half had been taking blue pill, with the view of correcting a torpid action of the liver, to which his annoyances had been attributed. At present, his general health was much impaired; he was debilitated, and the slightest exercise produced profuse perspiration. The eruption upon his face was similar to that denominated pseudo-syphilitic. I advised him to discontinue the mercury, and to take half a pint of the compound decoction of sarsaparilla, with ten drops of nitric acid twice in the day, a table spoonful of castor oil every other morning; and to use an *enema* every night. I also recommended the examination of the rectum.

March 21st.—He was much the same; the *enema* generally relieved the bowels. I examined the rectum with the finger, but did not discover any material morbid appearance. Upon passing a rectum bougie, I discovered two obstructions; one between five and six inches up, and the other at eight inches, through

which I passed number four. To prosecute the same plan.

March 26th.—The bowels had been each day relieved, without castor oil, of motions similar in appearance to sheep's dung. He had retained the bougie nine minutes. I passed the same readily, also tried to introduce number five, but failing to get through the superior contraction, I again passed number four.

March 30th.—He had retained the bougie two hours and forty minutes, when, feeling an inclination to pass a motion, he removed it, but nothing followed its removal; the *enema* plentifully relieved his bowels, he had not therefore taken any castor oil. I passed number five, also number six with little trouble. To discontinue the decoction.

May 5th.—He had retained the bougie fifty-seven minutes, and was in all points more comfortable. I passed the same, also number seven, with scarcely any trouble.

May 10th.—He was better having passed both yesterday and to-day figured stools, of a size larger than ever he remembered. He had very little of the eruption. The bougie remained up fifty-four minutes. I passed the same, also number eight; it gave him some pain at the superior contraction.

May 15th.—He was going on well. His bowels continued to act daily without medicine or the *enema*, and the motions were healthy as far as regarded the secretion of bile. I passed the same bougie, which had remained up for four hours and a half.

May 20th.—He had retained the instrument twenty minutes, when he withdrew it to pass a motion; had had a good deal of griping pain in the bowels for the last three days. Had also a severe cold. I passed number nine, and encountered a good deal of irritation at the sigmoid flexure, but after some trouble, succeeded in getting the bougie fairly into the colon.

May 25th.—He had retained the bougie one hour and fifteen minutes. He continued to go on favourably. The eruption was nearly gone; the bowels acted fully and freely every day without medicine or the *enema*, and his general health was much better. I passed number ten; there was still much irritation at the sigmoid flexure. I now took my leave, recommending the occasional introduction of the bougie, together with attention to his diet, and to the state of his bowels.

Sept. 6th.—This patient informed me his health had continued better than he remembered it for years; the eruption had totally disappeared; his

bowels acted freely without any kind of assistance; nor had he suffered from piles since the period I ceased to attend him; he never permitted a month to pass without introducing number ten, which he accomplished without the least difficulty.

CASE IV.

This Case, written by the Patient, illustrates the variety of effects which may result from Stricture. It shows also the inefficiency of the mode of examination by sounding the Rectum; and the extent to which Stricture is sometimes overlooked.

“ In the latter end of August, 1825, I felt a
“ shooting pain near the upper part of the sa-
“ crum, inclining to the left side, which increased
“ after taking more exercise than common, as well
“ as after going to stool; this continued at in-
“ tervals for some days, and upon my return to
“ town, the beginning of September, I consulted
“ Mr. —, who considered it a rheumatic affec-
“ tion; he gave me aperient medicines, with a
“ liniment, to rub on the part affected three times
“ a day. This plan, however, did not appear to
“ be of any service; on the contrary, after a few
“ days, the shootings became more severe, and

“ extended through the buttock of the left side,
“ and from the upper part of the division down
“ to the anus, at which point I had a constant
“ gnawing pain. I now began to experience great
“ difficulty in walking, being unable to extend my
“ legs to their proper extent, and, in attempting
“ to cross over some vessels, I caused myself considerable pain. Under the advice of the same
“ medical friend, I was cupped, loosing fourteen
“ ounces of blood. This afforded me relief for a
“ time, but in two or three days the irritability
“ and the shootings returned as bad as ever. Mr.
“ — now made a seton in the region of the
“ sacrum, which was kept open ten days, but the
“ irritation from the wound was so great, that the
“ tape was removed ; the sore, however, was a
“ long time healing, but by constantly poulticing
“ it for six weeks, it got well. It afforded me
“ relief, but it was only temporary. I was now
“ recommended to consult —, who examined
“ the rectum with the finger, and said there was
“ nothing wrong in the bowel. He advised small
“ doses of Dover’s powders three times a day,
“ with injections of twenty drops of laudanum in
“ half a pint of warm water night and morning,
“ together with change of air. Accordingly I
“ went into the country. These powders made
“ me very costive, and I was obliged to take cas-

“ tor oil every other day. After three weeks I
“ contracted the small pox, from inoculation, from
“ my sister, although I had had the cow pox
“ when young, and been inoculated when I was
“ fourteen years of age for the small pox, which
“ did not take. During the time I had the small
“ pox, I did not experience so much pain, but as
“ soon as I got rid of it, my sufferings were as bad
“ as ever. This was in the beginning of January,
“ 1826; when I returned to town, and consulted
“ —, who advised me to continue the injec-
“ tions, and to apply Belladonna ointment round
“ the orifice. This soothed, in some degree, the
“ constant gnawing pain about the part, as well as
“ the shootings. After continuing this treatment
“ about a month, I was recommended the applica-
“ tion of a dozen leeches once a week to the divi-
“ sion of the buttock. These were applied four
“ times, but did not do me much service. I now
“ consulted Mr. —, who examined the rectum
“ with his finger, also sounded it with an elastic
“ tube, having a ball at the end; he said he could
“ discover no obstruction in the rectum, though
“ the examination caused me acute pain, particu-
“ larly in withdrawing the ball; nor was there any
“ organic complaint. He attributed my sufferings
“ to an affection of the nerves, and advised the
“ application of moxa, which was used six times,

“ the last on the centre of the back bone, about
“ three inches above the sacrum. This created a
“ sore, which was kept open and discharging for a
“ fortnight. At first, the moxa appeared to reach
“ the affection more than any of the former re-
“ medies, but they soon produced severe spas-
“ modic actions in the legs, arms, and body,
“ causing constant pulsations and shootings of the
“ nerves and muscles. I was now recommended
“ to go to the sea-side, to use a cold shower bath
“ every morning, and to take tonic medicines
“ twice a day; my bowels now became costive,
“ and I was obliged to take aperient medicines
“ daily. The shower bathing having in a great
“ measure reinstated my nerves, I left it off, and
“ took a dip in the sea every day; this I conti-
“ nued to do till October, when, one morning
“ at the water-closet, I felt something give way
“ as it appeared in the lower and front part of the
“ abdomen, and which was immediately followed
“ by a considerable discharge of matter from the
“ orifice. At this period (the middle of October)
“ I returned to town, and after having given
“ Dame Nature a chance for a month, again be-
“ coming worse, I applied to Mr. —, who pro-
“ nounced my complaint to be a local tumour in
“ the bowels. He advised mild aperient pills,
“ with injections of a pint of tepid water every

“ morning; these relieved the bowels regularly,
“ and lessened the pains in the front part of the
“ abdomen, but I did not experience much relief
“ in the shooting pains in the sacrum and down
“ the thighs. After following his advice for some
“ time, I determined to apply to you.”

REMARKS.

This patient, whose brother I had attended for stricture in the rectum, consulted me.

March 16th, 1828.—He was in a very bad state of health; suffering from pain in the region of the liver, and between his shoulders, across the upper part of the abdomen, in the situation of the bladder, and in the groins. He also experienced a deeply seated pain in the centre of the sacrum, extending down to the *os coccygis*, very often into the thighs and knees, and occasionally down his legs, so as to prevent him moving them to their full extent. His bowels were confined, not being relieved for two or three days together, unless he took some kind of opening medicine, or gave himself an *enema*, and the motions he voided were of a small size. Occasionally he experienced a very curious sensation in each of his temples, feeling as if his head was distended in that part; this sensation he generally noticed to come on when his

body had been confined for some few days. His countenance was sallow, and he had the aspect of a man suffering from jaundice.

Finding that he had been using the *enema* for many weeks, and taking mild aperient medicines, I proposed to him the immediate examination of the rectum. Upon introducing a bougie of very small size, I found that the bowel was so irritable, that he could scarcely bear its introduction; there was extensive contraction at five inches, and at the most superior part of the rectum. Upon the instrument passing the contracted parts, he immediately exclaimed, "Those are the places at which
" I have always felt so much pain, and it was at
" the first of them that the ball hurt me so much
" when Mr. — examined me before." Upon withdrawing the bougie, after he had retained it a very few minutes, it was indented precisely like a bougie which had lain in a stricture of the urethra. I advised him to take a tea-spoonful of the electuary, or such a portion of castor oil as might be necessary to relieve his bowels once daily; to continue the use of the *enema*, to use local tepid bathing night and morning; and to take five grains of the Plummer's pill every other night.

March 22d.—He had been going on much as usual; some matter had passed in his motions. I

introduced the same bougie, but with difficulty, it gave him a great deal of pain in passing through the upper contraction. He retained it twelve minutes. To prosecute the same plan.

March 26th.—He said if any thing he thought himself rather improved; that he had not had so much pain down his legs; but that the old place in the sacrum had annoyed him a good deal. His bowels had been satisfactorily relieved by the *enema*. I passed the same bougie, with less trouble; and also one of a larger size, with as much difficulty as I experienced when I introduced the first. During the time it was in the rectum, he experienced the feeling of distension in his temples. To continue the same treatment.

Recipe, Sodæ Carbonatis gr : viij.

Pulveris Calumbæ gr : x.

Pulveris Zingiberis gr : iij.

Pulveris Rhæi gr : iii.

Misce. Fiat pulvis, bis in-dies sumendus.

April 3d.—He was much the same. I passed the same bougie; also attempted to introduce one of an increased size, but failed in doing so. To proceed in the same manner.

April 7th.—He considered himself somewhat improved; had not the feeling of distension across his stomach, nor had he had so much pain

in his shoulder; he thought likewise that he could move his legs with less difficulty. I passed the same bougie with tolerable ease, and after some time succeeded in getting up one a size larger. He retained it twenty-five minutes. To continue the same plan.

April 12th.—He said he thought himself a shade better. He had had a trifling discharge of matter from the rectum. I passed the same bougie.

April 16th.—He had less pain about the sacrum and thighs; had not passed any matter in his motions, and he thought he could walk better. I passed the same bougie, and subsequently increased the size; but I experienced great difficulty in so doing. To continue the same plan. This case proceeded in much the same manner during the following month; and, on

May 16th.—I was able, after great trouble, to pass number seven into the colon. He always complained of the peculiar throbbing sensation in his temples while the bougie was in the bowel. To my question of what he thought of the state of his health at present; whether he had gained much ground during the last month; he replied, “I do not think I have as to my legs; but the
“pains in my loins, and the various parts of my
“body, are certainly lessened very much, and my

“bowels act more regularly.” He went on much in the same way for the next fortnight, when I advised him to rub in the tartar emetic ointment on the region of the sacrum, till it should bring out a good crop of pimples. I also introduced a bougie of a larger size; it did not give him so much pain as before, nor was the obstruction very great, excepting at the upper contraction. No material new features arose in this case during the following three weeks. I used the bougie once every five or seven days, as circumstances permitted; sometimes I could pass it comfortably, while at others, its introduction gave him great uneasiness, nor could I increase the size of the instrument.

June 27th.—I at last succeeded in passing number nine. As usual it gave him great uneasiness in his temples. His health and general appearance were now evidently improved; he had very little of the pain in the sacrum; could walk with more comfort, neither did he suffer much from the pains he had experienced in various parts of his body. His bowels acted comfortably, and sometimes he passed motions of a good size.

June, 1829.—I continued to attend this patient for several months; and after some time I was enabled to pass number ten with little or no inconvenience to him. His bowels gradually became

better and better, till at last they acted perfectly as he could wish; nor was there any morbid discharge from them. His legs also improved, though very slowly, and the pains in his knees were much diminished. Yet he frequently felt a pain in the region of the bladder, which was attended either with difficulty or a frequency of making water. I therefore examined the urethra, and discovered a contraction of the orifice, which was accompanied with stricture in the bulb and at the neck of the bladder. Having removed the former affection by operation, and the latter by the use of instruments, he in the course of three months was convalescent. I am happy to add, that at this present period, January 1833, this patient is in excellent health, I pass instruments for him about once in three or four months.

The next case will be found in many particulars highly instructive. It well illustrates the connection of piles with stricture in the rectum, and the benefit which was produced by the division of the sphincter *externus*; in the morbid condition of which part, I think the whole of this patient's sufferings originated.

CASE V.

“ September 26th, 1829.

“ MY DEAR SIR,—Agreeably to your request,
“ I forward you the prominent features of my
“ case. I am forty-three years of age, twenty of
“ which have been passed as a medical officer in
“ his Majesty’s service; during which period my
“ health has been, generally speaking, tolerably
“ good; the only exceptions being occasional giddi-
“ ness in the head, and an irregular state of the
“ bowels, to remove which I was in the habit of
“ using mild aperient medicines, which relieved
“ me from time to time. I had no particular
“ reason to complain until March, 1826, when I
“ was attacked with hæmorrhoids, the almost in-
“ cessant pain of which for six or seven weeks
“ was excruciating, particularly after evacuating
“ the bowels, when it positively amounted to
“ torture.

“ I adopted the usual routine of practice in such
“ cases, and in about three months the extreme
“ violence of the symptoms gradually softened
“ down to comparative ease; and, in the course of
“ a short period, I felt myself tolerably free from
“ the truly distressing disease: I can only say *tolerably free*, because I still experienced a certain
“ degree of uneasiness in voiding my motions, the

“ sphincter ani muscle having the sensation of
“ being morbidly contracted, with a degree of
“ rigidity about it which I had not before observed.
“ I now paid more than usual attention to the state
“ of my bowels ; and as I found the least tendency
“ to constipation invariably increased my uneasy
“ sensations to positive pain at the orifice of the
“ rectum, I kept myself almost constantly under
“ the influence of laxative medicines.

“ In this state I continued with but trifling varia-
“ tion up to September, 1828, when, on my return
“ from Margate, where I had been a short time for
“ the advantage of sea-bathing, I again became a
“ sufferer from an attack of piles, accompanied, I
“ think, if possible, by greater distress than I had
“ before experienced ; indeed, so excessive was
“ the torture, for I can call it nothing less, that I
“ feared it would exceed the bounds of human
“ endurance ; the bare recollection of it, even at
“ this time, is painful to me.

“ I consulted various medical friends, was leeches,
“ fomented, sulphurised, and, in fact, went through
“ the general course of palliatives, but with little
“ mitigation for eight or nine weeks, when, as
“ before, the extreme violence of the disease sub-
“ siding, I gradually obtained ease, and was in the
“ hope I should be ultimately freed from every
“ unpleasant symptom.

“ In this agreeable anticipation, however, I was
“ disappointed ; for at the expiration of between
“ four and five months from the commencement
“ of this attack, though I adopted every emollient
“ and soothing plan that could be suggested, to
“ relax the contracted and rigid state of the
“ sphincter muscle, it continued as bad as ever, in
“ addition to which, there was now a slight dis-
“ charge of matter from the rectum ; much in-
“ creased by exercise, painfully excoriating the
“ part, even with the utmost attention to cleanli-
“ ness, and accompanied at times by shooting pains
“ over the nates.

“ I now began to imagine the worst ; became
“ disheartened and depressed ; my constitution
“ naturally good, perceptibly gave way, and my
“ friends were seriously alarmed at my situation.
“ It was clear the untoward symptoms I laboured
“ under were not to be overcome without the
“ adoption of some more efficient means. I was
“ satisfied that other aid was necessary, and I de-
“ termined, previous to any further consultation
“ on my case, to peruse attentively the various
“ authors who had written upon the diseases of
“ the rectum. In the course of this perusal, I
“ had the gratification of reading your work, and
“ I at once decided on requesting your advice.
“ This I had the satisfaction of obtaining about the

“ latter end of last March. A week or ten days
“ prior to that period, a small fistulous opening
“ had taken place at the upper portion of the
“ verge of the orifice, near to which also was a
“ large external hæmorrhoid, which I have hitherto omitted to mention.

“ Upon your making a very minute and careful
“ examination of the rectum, and passing with
“ some difficulty, and considerable pain to myself,
“ a number seven bougie, you ascertained there
“ were two strictures, one, I think, about five and
“ a half inches up, the other at the summit of the
“ rectum.

“ From the rigidity of the sphincter, and the
“ severe pain I experienced from its powerful
“ contraction while you were introducing the
“ bougie, you intimated that the division of that
“ muscle would most probably be necessary, before permanent relief would be effected.

“ The treatment you adopted was the occasional
“ application of leeches to the orifice of the bowel,
“ tepid bathing, an *enema* night and morning,
“ five grains of Plummer's pill, with one of
“ ipecacuanha every other night at bed-time, castor oil as might be necessary, and, the introduction of the rectum bougie twice a week.

“ This plan was steadily followed for a fortnight, when the pill was omitted. The appli-

“ cation of the leeches at first produced a trifling
“ degree of relaxation of the sphincter, but they
“ soon failed in producing any kind of advantage.

“ By the latter end of April, the size of the
“ bougie was increased to number nine: the
“ *enema* was now used but once in twenty-four
“ hours, the castor oil had almost become a dead
“ letter, the bowels being rendered sufficiently
“ active by the *enema* solely, which generally
“ brought away large quantities of brown mucus;
“ and my health was evidently improving.

“ This mode of treatment, with but little altera-
“ tion, was continued until the beginning of June,
“ at which period my general health was greatly
“ improved, my bowels had become regular, act-
“ ing diurnally without even the aid of the *enema*,
“ which had not been used for some days past;
“ the bougie had been increased in size to number
“ ten, and passed less frequently; but the con-
“ tracted and rigid state of the sphincter remain-
“ ing unaltered, and occasioning great pain upon
“ every introduction of the bougie, you strenu-
“ ously advised a partial division of the part, to-
“ gether with the opening of the fistulous sinus,
“ and the removal of the hæmorrhoid, to which I
“ am happy to say I unhesitatingly consented.

“ The bougies were now laid aside, the rectum
“ was for a few nights smeared over with an

“ ointment, composed of opium and spermaceti
“ ointment, and on the morning of the operation
“ the bowels were well operated upon with castor
“ oil.

“ On the 9th of June you divided the sphincter,
“ laid open the fistulous sinus, and removed the
“ hæmorrhoid, during which operations, I be-
“ lieve scarcely one ounce of blood was lost; a
“ short plug, of the size of number twelve bou-
“ gie, was then introduced between the divided
“ portion of the sphincter, and retained between
“ eight and nine hours, when the removal of it
“ became necessary on account of its creating
“ much local, as well as general irritation; a di-
“ lator made of lint was then introduced, from
“ which I experienced no material inconvenience.

“ On the third day after the operation, the
“ bowels not having been relieved, an ounce of
“ castor oil was taken, and although it produced
“ two copious evacuations, I found I had the
“ power of retaining them, even under the then
“ existing circumstances, as well as ever.

“ From this period I felt no further inconve-
“ nience. On the fifth day from the operation I
“ walked to your house to be dressed; and by
“ the middle of July the wounded parts had all
“ healed, since which time, I thank God, my
“ health has been excellent.

“ My bowels now act daily, naturally, and
“ freely, *and totally void of every uneasy sensation:*
“ *nor have I ever had occasion to take a laxative me-*
“ *dicine of any kind since the castor oil, the third*
“ *day after the operation.*

“ Thus, my dear sir, I have given you a faith-
“ ful detail of the leading features of my case,
“ and in grateful recollection of your uniform
“ kindness, and of the fortitude afforded me by
“ the urbanity of your treatment, under every
“ pressing exigency during the course of my
“ cure,

“ I remain, my dear sir, with unfeigned respect,

“ Yours faithfully and much obliged,

“ — — —.

“ F. Salmon, Esq. Surgeon.”

CASE VI.

An unmarried lady, aged 34, consulted me 26th April, 1828. She had been an invalid for the last twelve years; suffering from costive or greatly relaxed bowels; from occasional attacks of retention or incontinence of urine, more generally the latter. She was often irregular for two or three months together, and seldom passed a week without an attack of violent head-ach. Her appetite was bad, and she suffered from indigestion and flatulence after her meals.

Such was the account she gave me of her sufferings; independent of which, she had been for the last six years afflicted with a severe prolapsus of the bowel, which always came down after each attempt to relieve her bowels, and usually bled a good deal. Within the last four months this had been so much worse, that she was often alarmed from the quantity of blood which came away; and she sometimes could not get the bowel back again.

Upon my examining the part, I was surprised at the extent of the prolapsus; it was full two inches in length, and a large portion of excrescence grew around the inner edge of the sphincter. I expressed my astonishment that she had not had some kind of operation performed at an earlier period. To which she replied, “Why
“ what could I do, my dear sir, I consulted my
“ medical friend, and he always told me it was of
“ little consequence; and that the bleeding would
“ do me more good than mischief. I also con-
“ sulted Mr. —, who told me he would not ad-
“ vise me to have any thing done to it, that there
“ would be great danger to my life if I did.” Certainly a more unfavourable case I had seldom seen; for exclusive of the disease in the rectum, I discovered by examination, that there was a material enlargement of the liver.

I recommended the daily use of the *enema* with twenty drops of laudanum ; from eight to twelve leeches to the orifice twice a week, alterative doses of blue pill, and a mild dose of the milk of sulphur, every night at bed time.

On the 8th of May I examined the rectum, with a bougie, and discovered a stricture at seven inches ; which admitted of the introduction of number five only. I advised her to pursue the same plan, with the addition of some stomachic medicines after each meal, and I continued to pass the instrument, and to gradually increase the size of it till I was able, on the 6th of June, to introduce number eight. Her health was now better, she had less trouble in passing her motions ; her bowels were improved in regularity, she required less aperient medicine, and she had not so much bleeding when they were relieved. She was anxious, however, to have the prolapsus, and the excrescences removed.

On the 16th I performed the operation by excision. When I commenced it, I intended to remove only a portion of the part ; but as I found that a very trifling hæmorrhage ensued, I thought it expedient to complete the removal of the diseased growths. No untoward symptom occurred for three days, when, upon her bowels being relieved, she passed blood to the amount of two

ounces or so. This result occurred each time she passed an evacuation for ten or fifteen days; but as the quantity gradually lessened, I merely advised her to use the *enema* more frequently.

On the 3d of July, I recommenced the use of the bougies. I found, however, that the contraction from the *cicatrix* prevented my introducing a bougie of a larger size than number six, and even this gave her much uneasiness. I therefore procured for her some plugs, of various sizes, the smallest of which was of the diameter of a number seven bougie. She introduced one of these an hour previous to my visit, also daily; by which course the contraction consequent upon the operation was so far relieved, that I was speedily able to pass the same bougie I introduced prior to the removal of the prolapsus.

On the 12th of August, I passed number ten. Her health was now, to use her own words, "quite another thing." She had no kind of irritability of the urinary organs. She had taken no opening medicines for nearly three weeks, yet she had had daily evacuations from the bowels; she passed no blood in her motions, which were improved in every respect. In the course of a fortnight she left town for her residence, a very considerable distance in the country.

CASE VII.

—, Esq. age 40. June 1826.]—Had been for many years subject to confined bowels, his motions passing with difficulty and pain, or profusely relaxed. He was frequently subject to hæmorrhage from piles of many years standing. His digestion was impaired, and he was distressed with pain in the stomach, and in the course of the colon, after eating the slightest meal. He had also a discharge from the urethra, which had existed several months. Two of his brothers had been attended for stricture in the rectum; his sister had been the subject of frequent miscarriages, and his mother died of disease of the uterus; having for years previously been subject to extremely confined bowels; during the latter period of her life, she commonly passed a week and ten days together without voiding any evacuation.

Upon examining the rectum immediately after the bowels had been relieved, I found a considerable mass of piles, a portion of which I removed by the knife. When the parts were healed, I passed a bougie, and discovered a stricture at seven inches and a half, through which I passed number seven with difficulty; its intro-

duction caused a good deal of irritation, and a disposition to go to stool. I advised my usual plans.

My patient being unexpectedly sent for out of town, I lost sight of him for above six months, when he again called upon me. His health was then unquestionably better: he had used the *enema* every now and then, which usually relieved his bowels; the discharge from the urethra had disappeared soon after he left town, but the hæmorrhage from the rectum had been frequent and profuse; he also had had two attacks of retention of urine, both of which he relieved by the use of the *enema*. I passed rectum bougies for this gentleman for about six weeks, when I left the case to his own management.

Dec. 26th.—He said his health was considerably benefited; he seldom had any hæmorrhage, and the functions of the bowels, though not always regular, were far more so than formerly.

CASE VIII.

Miss —, age 16. May 24, 1824.]—This young lady was considered to be fast sinking in a decline; she had a short hectic cough and a difficulty of breathing, accompanied with pain in the chest. Her health was in every respect much

impaired; she was emaciated, and suffered from extreme debility; her appetite was bad, her rest disturbed, and she had severe night perspirations. For some time past her bowels had been irregular, being occasionally confined for two and three days together, and then again relaxed. At this period she passed almost daily, a considerable portion of blood and membranous substance in her evacuations, which were attended with great heat and soreness, and a prolapsus of the rectum. Her pulse was small and frequent. The *menses* had never appeared.

After a fortnight or three weeks' attention to this case, I examined the bowel; the lower part was in a state of ulceration, the mucous coat feeling irregular and indurated. I also discovered, by examination with the bougie, an obstruction at the sigmoid flexure, through which I could with difficulty pass the smallest sized instrument; the lower part of which, when withdrawn, was smeared over with an offensive discharge. I continued my attendance nearly two months, and persevered in the use of the bougie, increasing the size of the instrument every seven or ten days, till I could use a number six, giving her no other medicine than a little infusion of rhubarb to assist the action of her bowels. She very slowly became better; her appetite in-

creased; she lost her perspirations and cough, and recovered her strength. The bowels, however, were scarcely ever relieved without using an *enema*. This circumstance, and the appearance of the bougies, combined, induced me to augur no very favourable result of the case. The instruments were always covered with an offensive discharge, and their introduction followed by an evacuation of the same description. She had several attacks of dysentery, when I always desisted from passing the bougie, and administered an *enema* of lime water twice or three times daily; which, in conjunction with astringent medicine, soon corrected them. After a protracted attendance, I sent her to the sea coast, where she took tonic medicines, using, likewise, the *enema* daily; and in the course of a couple of months she returned to town in an improved state of health. The greatest annoyance which she experienced was the pain in her loins, which extended round to the left groin; her bowels were still confined, but she had had scarcely any of the offensive discharge in her motions for many months. As she was so much improved, I took my leave, requesting her to continue the *enema*, to be strictly attentive to her diet, and to the functions of her bowels.

Nov. 17th, 1825.—She again sent for me. Her

health had been better upon the whole, but she could not manage to get her bowels at all regular; for some days past she had suffered from hæmorrhage and discharge, and from acute pain in the rectum; she had likewise some difficulty in passing her water. I advised an *enema* every six hours of tepid gruel, containing twenty drops of laudanum; also castor oil every morning.

Nov 18th.—A profuse discharge had come on, of the same description as that she suffered from when first I saw her, bringing with it a quantity of blood; she complained of burning pain upon passing the contents of her bowels. To prosecute the same measures.

Nov. 20th.—She was rather more comfortable. To omit the oil, and to continue the *enema* every night.

Nov. 22nd.—She was again tolerably tranquil.

Nov. 26th.—She was better, but each discharge contained more or less of the same fleshy substance. I passed a bougie of the same size as that I last used, number six; there was no increase of the contraction, yet the passing of the instrument through the sigmoid flexure gave her great uneasiness, so much so, that I did not deem it prudent to repeat its introduction. By a perseverance in other respects as before, in the course of six weeks she was again convalescent.

Nov. 1826.—This young lady had had several attacks of the same description, all of which yielded sooner or later to the plans advised. At that period she was just recovered from a severe illness; the debility of her lungs had entirely left her; for many months past she had not had any cough or difficulty of breathing, and her bowels were in a far better state than when she first consulted me; but she suffered every now and then, though in a trifling degree, from piles.

Jan. 1833.—I am happy to be able to add, that this lady who has since married, enjoys a very fair state of health.

CASE IX.

Mr. —, age 23. March 28th, 1825.]—For three years past he had been afflicted with indigestion, attended with irregular bowels; and frequently passed many days together without their being at all relieved: he was subject to head-achs, and at times experienced a dull heavy pain about the loins, which was generally followed by a discharge of blood; lately, after riding in a carriage or on horseback, he had been annoyed by an offensive discharge from the rectum, about the orifice of which part, which was often prolapsed, he had considerable heat and irritation,

with several trifling sores. Upon examining the rectum with the finger, I found the lower part in a state of ulceration; and at the back part, just within the orifice, there were two tumours each of the size of a hazel nut. I also examined the rectum with a bougie, and discovered a stricture at eight inches, through which I could only pass the smallest sized bougie. Even the introduction of this gave him great pain.

The treatment of this, like the preceding case, was tedious; the irritability of the bowel not permitting the use of instruments more often than once in seven or ten days; indeed, though my attendance was continued for nearly four months, I could not succeed in passing a bougie larger than number seven; sometimes I could not get even the smallest instrument into the colon. Great portions of membranous substances came away daily after the use of the *enema*, and he passed a good deal of blood with each evacuation. After a protracted and cautious attention of many months, his health improved, and all the unpleasant symptoms were lessened. Upon examining the rectum with the finger, I found the tumours were considerably diminished in size, and not at all painful to the touch.

April, 1827.—He was in much better health, particularly as respected his digestion; nor did he

experience any thing either of the hæmorrhage, or the discharge from the rectum ; but his bowels were often confined. He used the *enema* almost daily, and occasionally passed an instrument of the size of number six.

CASE X.

——. Esq. age 28. Jan. 7th, 1823.]—I had formerly attended this gentleman many months for stricture in the urethra. Two days' prior to his present application to me, he perceived a discharge of bloody matter in his motions. His general health was much deranged ; he had almost constant pain at the back part of the head, in the loins, and the lower part of the back ; his bowels were also confined. He had suffered from piles, more or less for years past, which he attributed to his sedentary employment, being a member of the legal profession. He commonly had a prolapsus of the rectum ; and he likewise experienced a difficulty in making water. I advised an *enema* every night, and castor oil occasionally. He continued much the same for twelve or fourteen days, when the irritability of the bladder was so much increased, that he requested I would examine the rectum.

Feb. 16th.—I discovered a stricture between six

and seven inches up, through which a number seven passed with some degree of difficulty. To continue the same plan.

Feb. 19th.—He said he felt better. His bowels acted freely both yesterday and to day, but he had passed a good deal of blood; he had not so frequent a disposition to pass his water. I used the same bougie.

Feb. 26th.—He had a severe cold. The bowels had acted daily, the last two days without any castor oil; the discharge from the rectum, as well as the irritability of the bladder, were less. He had retained the bougie forty-five minutes. I passed the same bougie, also a number eight.

March 8th.—He was in every respect improved. I passed the same bougie. He had retained the last twenty minutes.

March 15th.—He continued to improve in health; had had a good deal of bleeding from the rectum, which he believed resulted from his having taken an immoderate quantity of wine. I passed the same bougie without any difficulty; afterwards a number nine.

March 20th.—He was improved in every respect; had scarcely any discharge from the rectum, and his bowels acted twice every day, without either medicine or the use of the *enema*. I passed the same bougie; the last remained up

five hours and a half, when he took it away to get rid of it.

March 25th.—He said he was perfectly well; that he suffered no annoyance of any kind; that his motions passed comfortably every day, and of a size larger than the instrument I introduced. I took my leave, advising him to use the bougie for himself.

April 16th.—He had remained in good health; had had no bleeding from the bowel. He had used the bougie once.

Dec. 1833.—This patient informed me he had had most excellent health ever since I had attended him. He occasionally passed bougies for himself.

CASE XI.

James M. a porter to an ironmonger.]—"As he
" was beating nails about two years and a half
" since, he felt something protruding at the fun-
" dament. He applied to a surgeon, who gave
" him some ointment to rub upon the part; this
" he used for some time, but the part still came
" down after any exertion, or when he went to
" stool; and after a few months it always re-
" mained down. He now applied to another sur-
" geon, as the part was down to the extent of full
" two inches, and he could not get it back himself.

“ His surgeon reduced it, and told him to wear a
“ bandage to keep it up. This he did for some
“ months, but it gave him great pain, and the part
“ always came down, and that worse than ever when
“ he went to motion; it likewise bled very much.
“ He now applied to a hospital surgeon, who told
“ him to wash the part with a lotion of alum and
“ water three or four times a day; which plan he
“ followed up for some time, but he did not get
“ any better.” After applying to various medical
gentlemen, on the 1st of June, 1828, he con-
sulted me.

Upon my examining the part, I found the rec-
tum prolapsed, and an excrescence about the size
of a pullet's egg, growing from that portion of
the mucous coat, which, when the bowel was re-
duced, lay just within the sphincter on the left
side. His general health was good, save that he
never passed a motion without taking some kind
of medicine; and he always voided some blood
and slime in his stools.

Examination in this case discovered obstruction
high up in the bowel, which admitted of the in-
troduction of a number seven bougie only. After
about a month's attendance I was able to pass a
full sized instrument. My patient was better in
health; nor did he suffer so much from the local
affections; yet as it was evident they would not

get well without some kind of operation, I removed, by excision, the whole of the prolapsed portion of the mucous membrane of the bowel, together with the excrescences. No material bleeding, or any untoward symptom followed, and on the 21st of July, I was able to again introduce the rectum bougie. His bowels were now daily relieved without any kind of medicine, and he did not pass any blood in his motions; but he was compelled to strain a good deal to empty the bowel. By the introduction of a plug of the size of a number ten rectum bougie, daily, this annoyance, which had been produced from the cicatrix of the wound, was soon removed; so that, on the 11th of August, he took his leave of me, perfectly free from any kind of annoyance.

CASE XII.

Feb. 18th, 1827.]—A physician who had for many years been subject to piles, requested me to remove an hæmorrhoidal excrescence, which was exceedingly troublesome, more particularly when he went to stool.

In conversing with him upon the subject of the causes of piles, I told him of my belief that they were not uncommonly the result of stricture of the rectum. He literally ridiculed the notion,

stating, that he was fully conversant with all the circumstances connected with so common a disease as piles, and all that he wished me to be so good as to do, was to remove the local disease, if I thought it could be accomplished without any apprehension of mischief. Upon examination I found the bowel prolapsed, and a considerable mass of excrescence in a highly vascular condition protruding at the orifice. It was divided into three portions; one of these had so circumscribed a connexion with the rectum, that it admitted of being readily removed by excision. When the part was perfectly healed, at his desire I examined the bowel, and discovered at eight inches an obstruction to a very great extent. By persisting in the plans I usually followed, which have been before detailed, he very soon got better; his motions passed with little pain or difficulty; nor did he suffer from the prolapsus of the rectum, or the portions of excrescence which remained.

CASE XIII.

WRITTEN BY THE PATIENT.

“ November 23, 1831.

“ DEAR SIR,—In stating the particulars of my
“ case, I beg first to inform you I possessed myself
“ of your ‘ Practical Observations on Prolapsus of

“ the Rectum,’ which I put into the hands of a medical friend, requesting he would inform me if it had reference to the cause of my sufferings ; he very promptly told me it deeply interested me, and earnestly urged that I should see you without delay.

“ I am nearly sixty-three years of age, and my occupation has been of a sedentary kind. For several years I have been much annoyed with piles, which always prolapse on going to the water-closet, and did so once to such an extent, as to require the application of leeches before they could be returned. I have sometimes an attack of diarrhoea, but generally my bowels are much confined, and require the constant use of aperient medicines, which cause painful motions of a very small size with blood and mucus, attended with an uneasy feeling as if the bowels required further relief. I always suffer much after going to the water-closet in returning the prolapsed part, and the pain occasioned by the force of pressure to do this, can only be composed by a reclining position of two or three hours every day, and very frequently I am not able to walk from the pain of the part protruding during the remainder of the day.

“ I have frequent attacks of momentary giddiness and of determination of blood to the head, with pain inclining to the left side of the head and

“ neck. I have also pains in the loins, back, and
“ groins. The legs are most painful in the night.
“ A constant pain in the left side has troubled me
“ many months, and frequently a sudden shock
“ of pain in the middle of the back, which feels as
“ if it extended to the stomach, and for a moment
“ it affects my breathing. The pain in the bowels
“ is most towards the bottom and at times some-
“ what acute. I have sometimes pain in the
“ scrotum and a frequent desire of passing
“ water.

“ For the last two or three years I have almost,
“ without exception, passed blood with my mo-
“ tions, and the great pain and difficulty to relieve
“ the bowels, induced me to use an *enema* which
“ I have done for three months, since which the
“ bleeding has ceased, but the prolapsed part has
“ increased in size.

“ It is, perhaps, necessary you should be in-
“ formed, that on the occasion of my medical
“ friend's visit to ——— for a few weeks, I
“ took the advantage of consulting him profes-
“ sionally : the particulars of his visits, as near as
“ my memory will serve me, were as follows :—

October 31st, 1831.—“ Examined the rectum
“ and pronounced a stricture.

Nov. 2d.—“ Introduced a small elastic bou-
“ gie, which broke about three inches from the

“ point, and remained up in that state about
“ twenty minutes, supposing it had passed the
“ stricture.

Nov. 4th.—“ Introduced a larger size elastic
“ bougie, which broke at about the same distance
“ from the point, and remained up about the
“ same time in a bent state, under the belief it
“ had passed the stricture.

Nov. 5th.—“ The second size metal bougie
“ introduced about half its length, and remained
“ about fifteen minutes.

Nov. 6th.—“ The same bougie introduced, and
“ after several painful attempts, could not be
“ passed farther than before.

Nov. 7th.—“ The third size metal bougie was
“ passed about two-thirds of its length: it was
“ opposed by something of a hard muscular feel-
“ ing, which, after several attempts, it passed
“ with a kind of springing sensation and caused
“ much pain; it remained in about fifteen minutes.

Nov. 8th.—“ Much pain in the back and
“ bowels, the bougie was not introduced; nine
“ leeches were applied to the anus, and the bleed-
“ ing encouraged for two hours in warm water.

Nov. 9th.—“ The same bougie as on the 7th,
“ with the same results, and passed the same
“ length.

Nov. 10th.—“ The fourth size metal bougie

“ could not be passed more than half its length
“ with much pain.

Nov. 11th.—“ The fourth size metal bougie
“ could not be passed more than about four
“ inches, the other sizes were tried alternately,
“ but the smallest could not be passed more than
“ about five inches. I had now more pain in the
“ back and bowels than on the 7th and 8th.

Nov. 12th.—“ Eight leeches applied to the
“ anus, and the bleeding encouraged for about
“ two hours in warm water.

Nov. 13th.—“ The fourth size bougie was
“ attempted to be passed, but the result was the
“ same as on the 11th, and my friend observed,
“ that as he must leave the town the following
“ day, it would only irritate the part to persist
“ any further.

“ I had now much more difficulty in voiding
“ any motions, and on the morning I left York-
“ shire, I used the *enema* twice, which produced
“ only a few small pieces.

“ Most respectfully, &c.

“ ———.”

The foregoing is a *verbatim* copy of the written narrative furnished me by this gentleman, on his first requesting my advice. It is impossible to peruse it without expressing the utmost de-

gree of surprise and satisfaction. Surprise, that such a course of treatment should ever have been adopted by a well informed member of the profession, and satisfaction that no unfavourable issue followed its administration. The metal instruments, of which the patient makes mention, are now in my possession; each of them is thirteen inches in length, of the form of the third portion of a circle, thirty-nine inches in circumference.

In this case, the rectum having been brought down by the administration of an *enema*, I discovered a large mass of excrescence, the surface of which was for the most part in an ulcerated condition; the parts were in a high state of inflammation, and the distended hæmorrhoidal veins were spread over various portions of the tumours, which were principally composed of the enlarged columns of the bowel. Having returned the protruded part, I examined the rectum with the bougie, when I discovered an obstruction at six inches, which would not admit an instrument larger than a number seven. There was likewise some degree of cronic enlargement of the liver, and a trifling distension of the colon in the region of the caput, and sigmoid flexure. I followed my usual, constitutional, and local treatment in this case for several weeks, till I was able at last to pass a number ten bougie, without any incon-

venience. His health was now most materially changed for the better, the bowels acted freely and regularly, and the biliary discharges were healthy. The removal of the prolapsus was, however delayed, owing to an attack of cholera, which, though exceedingly mild, prostrated my patient so much, that I was at one time apprehensive of his life.

On the 26th of January, 1832, I removed the whole of the protruded mass, after the manner advised in my “ Practical Observations on Prolapsus of the Rectum.” The case did as well as I could possibly have desired, and in a few weeks my patient returned to the country in a better state of health than he had been in for years. In May following, upon the occasion of his introducing me a fellow sufferer, he wrote:—“ Respecting my health generally, I
“ cannot at my age, wish to be better. I have
“ added to my weight since I returned home, at
“ the rate of 3 lbs. per week ; and if it was not
“ that my legs fail me, and soon become weary
“ from the knee to the foot, and also a feeling
“ at the chest, which affects my breathing, I
“ should be as well and as active as ever ; my
“ appetite is good, I am careful in my diet, and
“ never troubled with indigestion. The pain in
“ the left side I continue to know nothing of ;

“ my bowels are constantly regular as when I
 “ last wrote to you, without any occasion for a
 “ second dose of castor oil or any other aperient ;

“ * * * * *

“ * * * * *

CASE XIV.

*Circular Stricture of the Rectum, it is presumed,
 of a Scrofulous Character, in Conjunction with
 Disease of the Lungs, the Mesentery, and
 Glands in the Groins.*

Mr. —, September 14th, 1831.]—“ In 1824,
 “ I had an enlargement of a gland in the right
 “ groin, which my apothecary at first imagined
 “ to be a venereal affection, but was soon con-
 “ vinced to the contrary ; it suppurated, broke,
 “ and was healed. Other glands in a short
 “ time enlarged, but did not suppurate for a
 “ long while. In 1825, I had a sore, that is
 “ a swelling at the fundament, and at Dieppe,
 “ where I was staying for a fortnight, it being at
 “ the point of suppuration, was opened by a
 “ French medical gentleman, who said ‘ *ce n’est*
 “ *rien, un petit espèce d’abscess ;*’ it proved, how-
 “ ever, to be a fistula, and was opened as such in
 “ 1826 ; and from an examination I passed under,
 “ I believe the fistula to have been perfectly cured

“ in 1827, when no stricture could be discovered
“ within reach of the finger. Soon after I was
“ at Dieppe, the glands increased in size consi-
“ derably, both in my right and left groins, and
“ from that time to the present, they have been
“ suppurating and discharging on one or both
“ sides; from that period likewise to the present,
“ I have had a constant discharge from the fun-
“ dament, and have been more or less under
“ medical care since 1824. In May last, I went
“ with my surgeon, to Mr. —, who discovered a
“ stricture, but as I do not find the discharge les-
“ sen, or things improve, I have applied to you.”

Upon examination, I found the glands in the upper part of the thigh, and in both of the groins much enlarged, forming hard nodulated tumours, some of which were ulcerated, others advancing towards suppuration. There was no diseased appearance about the external part of the orifice of the rectum, but the whole of the lower part, as far as the finger could be passed, was much indurated, imparting a sensation like schirrous, and the finger when withdrawn, was covered with an offensive discharge. I introduced with great caution, and without causing any material pain, a number five rectum bougie, which he retained for five minutes; the contraction upon the instrument, at the stricture, was so great, that I could not form any

judgment as to whether there was, or was not a second obstruction in the bowel, but when it was withdrawn it was covered with matter, about a tea-spoonful of which likewise, followed the removal of the bougie. His health was not in any great degree affected; in fact, beyond the pain and difficulty he experienced when he relieved his bowels, he suffered no annoyance of moment.

He, however, had a trifling difficulty in breathing, but no cough. Treatment:—

Recipe,

Decoct: Sarsap: Comp: lbss.

Liquor: Potassæ Minim, x.

Misce. bis. die sumend:

Recipe,

Solutio Calcis: Chlorid: 3ss:

Aquæ Distillat: lbss. Misce.

fiat Enema, omni nocte utend.

Oleum Ricini, 3iv. p: r: n.

20th.—He had felt somewhat better upon the whole; the discharge from the rectum, and its condition, he considered about the same. I passed the same bougie, and subsequently a number six, which did not give him any great pain, and he retained it for nine minutes; to prosecute the same plans.

27th.—He was improved in all points, especially as to the condition of the glands. I passed with greater facility the same bougie. To continue as before.

Oct. 3rd.—He continued to go on well; the

bowels acted more comfortably, and the discharge was diminished in a trifling degree. The glands were fast recovering their natural state. I passed through with some difficulty a number seven bougie, which he retained four minutes. The stricture griped the instrument to a very great degree.

12th.—He was satisfied that he continued to improve in all respects.

17th.—He had been unable to attend me, but continued to get better. The glands had diminished, and the discharge from the rectum was more healthy. He also passed his stools with less difficulty and pain, and his bowels were more regular. I advised a seton, or issue in the neighbourhood of the groin, before the glands should be healed; I also passed the bougie, and he retained it some minutes with greater facility.
Continuantur medicamina omnia.

Dec. 30th, 1831.—This gentleman said that he felt himself better in all respects, that his stools passed still easier, though he suffered some pain and heat at the time, and for an hour or so after they were voided, but he had but little blood in them at any time. The glands around the inner verge of the anus, and in the groins were diminished, and discharged less. I introduced the bougie without much pain or

difficulty, and tried to increase the size, but failed.

Notwithstanding things looked so well, I had an unfavourable opinion of this case, for my patient had evidently a difficulty in breathing, though he was scarcely conscious of it, yet he had no cough worth speaking of, and no kind of expectoration. I was, however, fearful of the case, sad experience having long ago proved to me, how insidiously disease often comes on in the lungs upon the removal of stricture near the orifice, or fistula, especially when accompanied with glandular affection. With this view, I urged him to have a seton or issue made in the hip at once, but he declined it for the present, adding he would follow my advice shortly.

March 9th, 1832.—I received at eight o'clock this evening an urgent message to attend this gentleman. I found him "*moribundus*;" his pulse was above one hundred and sixty; he laboured under the most severe difficulty of breathing, and had expectorated at least a pint of pus during the last twelve hours. I learned that ulceration of the lungs had come on in the most rapid manner within the last fortnight, and that he had been doing next to nothing for himself since I last saw him. Dr. — had been attending him for some weeks past, who told him that he

knew but little about his complaint in the gut, and that he considered it, of but little moment, and who had given him over ten days since, when the expectoration of matter set in to so serious an extent. He died in the course of the night.

Sectio Cadaveris.

March 10th.—The body was not much emaciated. The lungs, though they contained a good number of tubercles, were yet sufficiently sound to have carried on their function for years; the right lung was almost free from disease. An abscess had burst in the apex of the left lung; and over this part the *pleura costalis* and *pulmonalis* were firmly united by old adhesions, but there was nothing of this kind between those two surfaces generally. The heart, pericardium, liver, stomach, spleen, pancreas, and small intestines, were healthy. The mesenteric glands were much enlarged, and changed into a kind of cheesy substance; the glands in the groin, and around the external verge of the anus, were similarly affected. Upon laying open the rectum, which was of an unusually small size, it was found to be extensively thickened for the last three inches, for which distance its internal coat was totally destroyed. This was likewise gone in small patches, for some inches

immediately above the strictured part, the surface of the gut, where it was so destroyed, being of a dark green cast. These ulcerations were continued, though becoming fewer in number and smaller in size till at last they were not bigger than pins' heads, through nearly the whole of the rectum. In the more minute points, it was evident that the ulceration had began in the mucous glands, which could plainly be seen enlarged, and forming little prominences on the surface of the internal coat. The colon was much distended from its commencement to the descending portion, where it became suddenly contracted to the size of the thumb, in which condition it remained to its termination in the rectum. This did not result from organic change in the part, but appeared to be merely the extreme state of the natural contraction of the part, for it could be readily inflated to a pretty fair size.

CHAPTER XI.

Of Affections of the Womb and Vagina.

As the diseases and affections peculiar to the uterus fall more commonly under the observation of those who practise the obstetric branch of the profession, the practical opportunity, and consequent experience, in such cases, of the consultation surgeon are necessarily somewhat limited.

Of the intimate connexion, however, of many affections to which the uterus is liable, with irritation or obstruction in the rectum, I have no kind of doubt. For some years past I have acted upon this principle in practice with the happiest results; and I am also gratified by knowing, that my suggestions, imparted to various medical friends, have been exercised with a corresponding favourable result.

Since the publication of the second edition of this Essay, an instance has occurred, which confirms, in a remarkable manner, not only this position, but likewise the observations, I have ven-

tured to make upon the imperfect manner in which the rectum too frequently is examined with the view of ascertaining its healthy condition.

It is well known that the womb has been removed in some instances of disease affecting it. To Dr. Blundell, a gentleman most deservedly esteemed for his ability, judgment, and character, the merit of having first performed the operation is, I believe, due. But it should appear from the statement given to the profession, in the *post mortem* examination of the body of the patient upon whom the operation was first performed, that even that excellent physician, as well as others of the faculty who occasionally visited the patient during the period she survived after its performance, never suspected that the disease of the womb might be connected with stricture high up in the rectum. This appears evident from the course of treatment which was adopted subsequent to the removal of the former organ; for though the most unequivocal symptoms of obstruction in the bowel were present, no further examination of it is stated to have taken place, than of that portion which was within reach of the finger. The part of Dr. Hodgkin's report of the *post mortem* examination, which is applicable to this position, is as follows:—"The contents of the pelvis were next
" removed, consisting of the bladder, vagina, rec-

“ tum, and the last part of the colon, and the
 “ remains of the uterine appendages. Uterus of
 “ course there was none. The bladder was di-
 “ vided through the medial line ; it appeared to
 “ be quite healthy, with the exception of the
 “ schirrous tubercles under its peritoneal coat.
 “ The vagina, laid open at its anterior part, ap-
 “ peared perfectly healthy, except quite at the
 “ upper end, where it was uneven, partially ul-
 “ cerated, and partially bright red, from increased
 “ vascularity, connected with a mass of soft cere-
 “ briform matter. It was this mass, of about the
 “ size of a walnut, which formed the nodulous
 “ projection seen on the inner side of the abdo-
 “ men. There were some piles at the verge of
 “ the anus, above which, for about four inches,
 “ the intestine appeared to be healthy ; but it
 “ suddenly became much more contracted, and
 “ in one part scarcely allowed the passage of the
 “ enterome ; its coats were greatly thickened,
 “ the muscular assuming that appearance which
 “ has been described as hypertrophy. The mu-
 “ cous membrane was rather reddened, and in
 “ some parts was uneven, and was more firmly
 “ adherent than is quite natural to the subjacent
 “ coat ; a few tubercles, consisting of softened
 “ cerebriform matter, having the consistency of
 “ paper-hanger’s paste, were situated beneath the

“ mucous membrane at this part. The intestine
 “ was not only thus altered in texture, but also
 “ took an unnaturally tortuous course, near to the
 “ part which is continuous with the colon. It ap-
 “ peared that this position of the gut contributed
 “ scarcely less than its contraction, to produce the
 “ constipation under which the patient had la-
 “ boured.”*

Among the most frequent and distressing effects of stricture, is an enlarged, or a tender condition of the womb. These are most afflicting cases, since we are not able to introduce instruments of any size, the enlargement of the womb creating a partial obliteration of the cavity of the intestine; hence the bowels are never regular, and the voiding of any relief from them is always attended with more or less difficulty and pain.

As the contraction in the rectum increases, the symptoms of the case become more and more urgent, till at last, in extreme instances, ulceration takes place, and fistulous communications are formed between the vagina and the rectum. These generally happen at the situation of the recto-vaginal septum, where the parts are very thinly separated by intervening cellular tissue.

* Vide *Lancet*, No 290, page 216.

A more lamentable affection than this cannot easily be imagined; happily, however, it is proportionably rare; for though we cannot do much towards the removal of the stricture, by strict attention to the constitutional and local treatment, we are generally enabled to keep it stationary. These fistulæ, however, sometimes occur, where the stricture itself, from which they result, has been overlooked either altogether, or till it has reached a very serious extent. The best surgery is, in these cases, productive of little or no benefit.

Near about two years ago, I was requested to see a lady who had been subject for a long period to serious floodings, as well as to discharge from the vagina. By degrees, she lost the power of her lower extremities as well as any sensation in them, which effects were supposed to result from some disease of the sacrum, in which part she had suffered pain for many weeks, latterly to a severe extent. Some few days before I saw her, she became seriously alarmed upon discovering that a portion of her motions came by the anterior passage when she attempted to relieve her bowels. For years these had been irregular in their function, and, latterly, she scarcely ever passed an evacuation larger than a child's; nevertheless, she had neither thought, nor had

she been led to suppose, that she might have any disease of the rectum. And it was not until the motions began to come by the wrong channel that the fact was discovered, when too late to render her any service. Upon inquiring into this case, I found she had had every symptom of disease in the intestine, which she, unhappily for herself, had concealed, for many years. I regret to add, this is not a solitary instance of the misery I have witnessed from that mistaken delicacy, which too often leads to the sacrifice of a valuable life.

Even in the early stages of stricture we generally find the womb sympathise with the rectum, and indistinct appearances arise, leading us to suspect incipient disease in the former part, which disease will disappear upon the removal of stricture in the rectum. Not unfrequently, however, is the treatment directed to the womb, considering it as the primary affected organ.

I have had many cases illustrative of this fact; I remember one in particular, the subject of which had for some months been under the care of several experienced practitioners, for what was considered to be "an enlarged and tender state of the cervix uteri." The indications of disease in this part altogether disappeared, on the removal of a simple spasmodic stricture in the rectum. Here the effect of *enemas* was truly surprising; in the course

of a fortnight the irritability of the bladder, which was considerable, and the frequent inclination to relieve the bowels, subsided. The patient had still, however, a degree of difficulty in accomplishing the latter, resulting from the enlargement of the womb.

I have known discharges from the vagina to subside upon the relief of stricture of the rectum; and I believe that many cases of irregularity in the menstrual discharges, originate in an irritable or contracted state of the lower bowel. This position is extremely probable, when we reflect upon the contiguity of the parts. For, from any accumulation in the rectum, pressure is made upon the womb, which is increased at every attempt to relieve the bowels, irritating the former organ and disturbing its functions. Furthermore, in those instances in which stricture has existed in the lower bowel for a protracted period, adhesions form between the posterior surface of the womb and the rectum; which adhesions not only displace the former part, but, by preventing its natural ascent out of the pelvis, during the period of pregnancy, may give rise to the more formidable evil of miscarriage. An intelligent surgeon, in allusion to this subject, thus addressed me:—

“ Dear Sir,—During my attendance with you
 “ in the case of the late Mr. —, twelve months
 “ since, I was led, by your remarks at various
 “ times, to the effects of accumulation of fæces in
 “ the rectum, and sigmoid flexure of the colon.
 “ Since that time I have had several well marked
 “ cases, where, from inattention to the expulsion
 “ of such accumulation, the symptoms have as-
 “ sumed a most equivocal character, either in re-
 “ ference to the production of derangement of
 “ the urinary organs, or the actions of the uterus.

“ If drastic purgatives will in some instances
 “ produce dysuria, in others an effect upon the
 “ uterus, causing abortion, may we not conclude
 “ that such effect has arisen from the contiguity
 “ of those parts with a morbid, and, perhaps, con-
 “ tracted state of the rectum?

“ Again: who that has experienced an irrita-
 “ ble state of the hæmorrhoidal vessels, producing
 “ a painful repetition of trifling fæcal evacuations,
 “ has not had at the same time, or immediately
 “ after such, an urgent desire to void urine, even
 “ though immediately previous the bladder had
 “ been relieved of its contents? What a more
 “ permanent effect, then, may not accumulated
 “ fæces have upon the bladder in the male, and
 “ the uterus in the female? All this is trifling

“enough, it may be said, and well known to the
 “profession, but I would ask, are many cases of
 “a more serious description, which may be traced
 “to the cause before alluded to, understood? I
 “say not. Allow me to give you one in point,
 “which occurred very recently in the course of
 “my practice. A lady, who had been for years
 “in the constant habit of daily taking opening
 “medicine when at home, lately travelled on the
 “Continent with the determination of seeing a
 “great deal in a short time, taking extremely long
 “journeys without a consistent degree of rest.
 “Being pregnant, and at an early period of ges-
 “tation, she miscarried, most opportunely, on her
 “arrival in London. She confessed to me that
 “for many successive days she had not passed
 “the smallest evacuation. This, I have not the
 “slightest doubt, produced an effect upon the
 “uterus rather unusual at that period of gesta-
 “tion, viz. the second month. Its consequences
 “were very serious, and caused a protracted reco-
 “very, considering that early miscarriages are sel-
 “dom considered of particular moment.

“My object in addressing you, is to urge you
 “to make a statement of your more extended
 “ideas on this subject, and others connected with
 “it, that, by a fuller elucidation, I may feel still
 “more under obligation to you, than for your oc-

“casional remarks when I had the pleasure of
“meeting you.

“I am, my dear sir, yours truly,

“G. F. FINCHAM.

“Spring Gardens, Sept. 1827.”

The following cases are applicable to the foregoing observations.

CASE I.

Mrs. —, age 35.] Oct. 1824.—Complained of violent bearing down pains, and of pains in the groins, extending into the region of the bladder, the lower part of the back and down the thighs. For many years past she had suffered from *dysmenorrhœa*; occasionally voiding, during the period of the menses, a solid fibrous-like substance, which was followed by an offensive discharge from the vagina, which lasted for several days; the latter symptom she commonly experienced to some trifling extent; she also at times had great difficulty in making water. Upon inquiring into the state of her bowels, I found they were irregular, being scantily relieved, at intervals of several days apart, with difficulty and pain; latterly she had been annoyed by itching and heat around the orifice of the rectum. Her general health was dis-

ordered; she suffered from flatulence, a sense of distension, and pain in the stomach after eating; also from pain in the head, especially at the back part. I recommended the immediate examination of the rectum, to which my patient readily assented. Having followed my usual plans for one week, on the 23d of October I examined the bowel.

Upon attempting to introduce my finger I encountered a solid obstruction, which I cannot better describe than as a ridge extended across the orifice at its upper and inner portion; this not only prevented the natural dilatation of the part, but formed a permanent obstacle to the passing of the contents of the bowel; the part was exceedingly irritable, and the introduction even of my finger produced considerable uneasiness. The sphincter was remarkably broad, and extended to the depth of a full inch. By examining *per vaginam*, I ascertained that the womb was enlarged, and tender to the touch; it was also lower in the vagina than is common.

Judging from the symptoms of the case, the protracted period of my patient's annoyances, and the examination, I was apprehensive of incipient disease in the womb; being, however, certain that while the orifice of the rectum was in its present state, no permanent improvement could take place: and having, by the introduction of a

small sized rectum bougie, ascertained the existence of stricture at the sigmoid flexure of the colon, I recommended the division of the sphincter, so as to allow of the introduction of instruments of sufficient size to remove the contraction above; giving it as my opinion, that the irritability of the urinary organs, the discharge *per vaginam*, and the condition of the general health, were the result of the obstruction in the rectum. She unhesitatingly consented to follow any treatment considered advisable.

Having adopted my usual plans for ten days or a fortnight, introducing the same bougie every third or fourth day, I removed a triangular portion of the upper part of the sphincter and inserted a plug of sufficient size to distend the orifice, and thus to prevent the part re-uniting by adhesive inflammation. The plug was removed twice every day, and the bowel kept free from collections by the use of an *enema*, till the wound was healed, which it was in the space of three weeks, when I began the introduction of Mr. White's bougies.

It is somewhat singular, that a day or two after the performance of the operation, all discharge ceased, and the bowels were daily relieved without medicine. In the course of three weeks, however, the discharge returned in an increased quantity; she likewise experienced some difficulty in making

water. I persisted in my usual plans, introducing the bougie every fourth or fifth day for two months. The use of the instrument gave her no kind of uneasiness, excepting at the very summit of the gut. Her health improved, nor did she suffer so much either from the discharge, or from pain during the period of her local illness. By slow degrees, I increased the size of the bougie, till I was able to pass the largest size but five, when the discharge had ceased: her bowels also acted more regularly, and her general health was proportionably improved. I saw this patient every now and then during the following eight months, and introduced the same sized bougie; beyond which I could not advance, on account of the enlargement and displacement of the uterus.

January, 1833.—I have frequently seen this lady. Her general health is far better than it was prior to my attendance, she never has any discharge from the vagina; or the singular appearance during the period of her local illnesses. Her bowels, however, continue troublesome; she persists in the use of the *enema*, but has never attempted to pass the instrument.

CASE II.

The subject of this case had been for several years a patient at the Institution with which I am

connected. For a long period previous to the discovery of the obstruction in the rectum, she had been in very bad health, sometimes suffering from one complaint, and sometimes from another. At one period she was considered to labour under some disease of the heart, and under such supposition was prescribed for, for many months, by a most respectable and well-informed physician. At another time she suffered from all the symptoms of gall-stones and disease of the liver. Then again she would be seized with retention, or incontinence of urine; which afflictions, in conjunction with the symptoms which accompanied them, gave rise for her examination for stone in the bladder. I have known her to have eight attacks of epilepsy in the course of twelve months. But by far the most frequent effect which resulted from the stricture was obstruction, or inflammation of the bowels. It was an attack of the latter description which led by accident to the discovery of the cause of her long, various, and dissimilar sufferings. As she informed me, “ while relieving her bowels after they had been “ constipated for more than a week, something “ appeared to lodge in the orifice, which she “ thought was a worm; this induced her to “ attempt to remove it, when she found that she “ was unable to pass even her fore-finger into the

“gut.” She communicated this to the medical gentleman who then attended her, which afterwards led him to examine the rectum; when a stricture was discovered at two inches up, which admitted of the introduction of a very small bougie only. She was occasionally attended by various practitioners for a long time, when, finding but little benefit, and being unable any longer to sustain the heavy expense of medical advice, she applied to the Dispensary. She was resigned over to my care in 1827, and I continued to attend her till the time of her decease, which took place on the 12th of April, 1829.

Upon my first examination of the rectum, I found a good deal of constriction of the orifice, which was in other respects free from any description of disease. About three inches up there was a circular stricture, through which I could not pass the point of my little finger; upon attempting to dilate the part, she did not complain of any material degree of pain. I subsequently introduced a number two rectum bougie the whole extent of the bowel, with tolerable facility and she retained it for ten minutes, or rather better, without much uneasiness.

To my inquiry as to the state of the functions of the womb and bladder, she replied, that she was “perfectly regular, though she suffered

“ much more pain than formerly at certain periods, but that she often had a yellow-coloured discharge for a day or two from the front passage, and that her water troubled her sadly.” She also added, “ that her bowels never acted unless she took oil, or used a clyster.” I advised her to pursue the plans she had been adopting; cautiously to avoid any powerful doses of aperient medicine; and further, I determined to adopt measures to attempt to dilate the contraction.

For many months she occasionally attended at the Institution, sometimes suffering a good deal from the dissimilar effects of the disease; at others, remaining for a month or six weeks without any kind of annoyance, save the confinement of her bowels, and extreme difficulty in passing her motions. After some time, I was able to pass a number six bougie, when, finding I could not proceed beyond this size, I recommended the division of the stricture. She would not, however, consent to the operation; being, as she said, “ content to remain in her present condition.”

As she resided many miles from the Dispensary, her attendance upon me was not so regular as it ought to have been. I sometimes saw her once a fortnight, sometimes once a month, and some-

times not for six weeks or two months. I always urged the operation, but she was afraid to undergo it; added to which, she said, "She could not come to live near the charity, as her husband's employment compelled him to reside where he did."

For eight or ten months prior to her decease, her health materially altered for the worse. She had more frequent attacks of retention of urine, and of inflammation of the bowels; of palpitation of the heart, and giddiness in the head. Once or twice it was expected she would have died under attacks of epilepsy: and, furthermore, the womb began to evince marks of disease. Necessity at last compelled her to remove into the city for the purpose of undergoing the operation I had so long urged. This she did in the latter part of January, and on the 20th of March I divided the constriction towards the sacrum, so as to permit of my passing a number seven bougie. No bleeding of any consequence occurred; and I introduced a plug through the divided parts, which she retained with little annoyance for twelve hours. On the day immediately following the operation, her bowels acted with more comfort, and with greater ease than she ever remembered; and as an evidence of the little pain she suffered, I may add, that she removed and re-

placed the plug for herself, without the least difficulty. For some days she appeared to be benefited: little more than three weeks, however, had elapsed, before I received a message to attend her immediately. Upon my visiting her, I was satisfied that her dissolution would speedily take place. She complained of the most acute pain in the belly, of sickness, faintness, and of a frequent inclination to relieve her bowels. Her extremities were cold, and of a livid colour; in short, it was apparent that she was dying. From the symptoms, I concluded that she had ruptured the intestine above the contracted part, more particularly, because I learned that the pain seized her suddenly, as she was straining to pass a motion. She died in the early part of the following night, and the next day, in the presence of Mr. Pereira, and Mr. Thomas Hays, I examined her body.

Sectio Cadaveris.

Upon opening the abdomen, there was no extravasation, or any evidence of a rupture of the intestine, or of recent inflammation. Extensive adhesions, evidently of long duration, united the lower portion of the colon, which was not much distended, to the side of the abdomen. The *appendices epiploicæ*, particularly on the lower part

of the bowel, were greatly enlarged and changed in structure, being converted into a kind of pulpy mass, of a yellowish cast; and a large quantity of the like description of substance was deposited beneath the layers of that portion of the peritoneum which was reflected over the womb and the bladder. Having removed the rectum along with the former organ, to which it was firmly consolidated by extensive depositions, the former part was carefully examined. The mucous coat was sound, save immediately above the stricture; at which point it was extensively ulcerated. A good deal of thickening had taken place in the edges of the wound made by the operation, which extended through the deposition into the muscular coat of the bowel. The whole of the intestine was morbidly thickened, especially near to the stricture, at which situation, and for three or four inches up, the bowel had the appearance, as well as the feel, of gristle. The mucous follicles were likewise much enlarged. The structure of the womb was much firmer than is natural, nevertheless, it could not be considered as diseased.

Search was now made for the immediate cause of death. While separating the colon from its adhesions, we perceived that pressure upon the transverse arch caused an oozing of fluid into the

cavity of the abdomen, which led us to expect ulceration of some part of that intestine. Examination, however, discovered an aperture in the stomach, of about the size of a horse-bean, near to the pyloric orifice. Upon opening this organ, the villous coat was highly inflamed, more especially in the vicinity of a rupture which had taken place in the centre of an extensive ulcer. All the other viscera were healthy.

I was not a little surprised at the result of this examination. During the protracted period I had attended this patient, there was no organ of the body which appeared to perform its functions in a more perfect manner than the stomach. The rectum and uterus of this patient are in my possession, but the stomach is among the “lost preparations.”

CASE III.

Mrs. —, age 39. Oct. 1826.]—Had been married eight years, and had suffered severely from three miscarriages, never having had a living child; was commonly subject to piles, and to confinement of her bowels; so much so, that she would pass five, and sometimes seven days together, without any evacuation. She had a frequent desire to make water, attended with heat

and pain. Being again in the family way, and approaching the period at which she had usually miscarried, namely, the fourth month, she was apprehensive of the like occurrence, more particularly, because she felt occasional bearing down pains, and had a trifling discharge of blood from the vagina. Her principal object in consulting me, was to know whether I would advise her losing blood. I simply recommended the use of an *enema* of thin water gruel every night, with small doses of castor oil every morning, in case the *enema* should not satisfactorily relieve her bowels. In the course of one fortnight all untoward symptoms disappeared; she persisted in the use of the *enema*, which rendered it unnecessary to take castor oil more frequently than once or twice a week. In the latter part of March, 1827, she was delivered of a living child.

Oct. 1827.—She informed me, that she had experienced so much comfort from the use of the *enema*, that she continued to use it occasionally; that her general health was in a far better state than formerly, and that she now never suffers from piles.

CASE IV.

Mrs. —, age 38. April 21st, 1827.]—The first symptom, which she remembered, of her present afflictions occurred six years since. From the earliest period of her recollection she had been subject to irregular bowels, which she usually alleviated by taking strong purgatives. About four years ago, when straining to relieve herself, a great deal of blood came away; at the time she thought she felt something give way, and for months after she had a discharge from the rectum. For the last three years, she had experienced severe pain in voiding her motions, which were passed after repeated attempts and violent straining. She had almost constantly a pain in her back and thighs, with cramp in her legs, especially at night. The monthly discharges were regular, but scanty, and immediately before and during the time of them, she suffered much from bearing down pains; had sometimes a difficulty, though more commonly, a frequency, of making water; the latter annoyances she had noticed to be greater or less, as her bowels were regular or otherwise. For the last twelve months she had had an offensive discharge from the vagina, since the appearance of which, much of the

pain she used to experience had subsided, excepting at the time of voiding the contents of her bowels. She said, to use her own words, "My life is a burthen to myself and my friends." She was the mother of two children, and had had several miscarriages.

At her request I examined the rectum; upon introducing my finger, I felt the whole of the lower part of the intestine indurated, particularly at its upper and back part, where I discovered a solid substance of very unequal surface; the instant I pressed this she complained of intense pain, extending up the back to her head; when I withdrew my finger, it was covered with an offensive discharge. The cavity of the rectum was lessened, and the womb considerably enlarged, and extremely tender to the touch, the cervix being in a state of ulceration. She had been taken calomel and cicuta, under the direction of her medical friends, who considered her case a cancerous affection of the womb. The rectum had never before been even examined. I advised an *enema* of warm gruel, with twenty drops of laudanum every night and morning, the daily use of castor oil, and the hip bath, with occasional loss of blood by cupping, from the region of the loins.

REMARKS.

The connexion, in this instance, of the disease in the rectum with that of the womb is obvious ; it is not possible to decide which was the primarily affected part, though, from the symptoms the patient narrated to me, I should be induced to believe the original disease was in the rectum. I never attempted the introduction of any kind of bougie.

CASE V.

Mrs. —, age 33. Dec. 30th, 1820.]—Had been an invalid for years, frequently suffering from pain in the lower part of the back and in the loins, and from head-ach. Her bowels were irregular, sometimes purged, at other times much confined ; she had repeated inclination, yet no ability to void her motions, which passed flat, like tape, or like corkscrews. She had latterly been subject to indigestion, attended with pain in the pit of the stomach after eating the smallest meal. She had had several miscarriages at three and four months, and two full grown still-born children, and was now in her sixth month of pregnancy ; she was commonly subject to *fluor albus*.

Her present indisposition commenced with

acute inflammation in the bowels, for which she had been taking powerful opening medicine every four hours for three days past, without the slightest benefit, though she had several times gone to the water-closet, expecting to pass a satisfactory motion. “This,” she added, “annoys me more than all my afflictions; the pain in the lower bowel, particularly at the fundament, almost drives me out of my senses.” I advised an *enema* of thin gruel, containing thirty drops of laudanum every eight hours; the hip bath, and a table spoonful of castor oil every four hours.

Jan. 1st, 1821.—She was better; after using four *enemas*, considerable evacuations came away, accompanied with much slimy matter and blood. She had omitted to mention that, till her bowels were fully relieved, she could not make water; as soon as the *enema* fully operated, she made full three pints; though it gave her great pain in passing; which symptom, she had remarked, often came on before her miscarriages. To continue the *enema* night and morning, and the oil every night.

In a few days she became tolerably well, when I stated to her my belief that her complaints arose from obstruction in the lower bowel. Though she coincided with me in opinion, she refused to

submit to any examination. I took my leave, recommending the daily use of the *enema*.

Jan. 9th.—She again sent for me, having miscarried two days before. In addition to her former sufferings, she now had serious flooding, accompanied with bearing down pains, which she almost always suffered, though not to so great an extent as at present, during the period of her local illness. Treatment. Absolute rest. *Venæ sectio ad uncias sex-decem. Enema nocte maneque. Lotio zinci sulphatis per vaginam.*

Jan. 10th.—She was better; a great deal of slime and blood came away with the *enema*. I now told her, that unless she would submit to an examination of the rectum, her consulting me was useless; and I believe, more from fear of my refusing to attend her, than from any other motive, she consented. Upon passing my finger into the gut, I discovered a considerable number of small pellicles growing from different parts of it, which felt like warts, excepting that they were of a softer consistence. They were exceedingly tender, and in a state of ulceration, evinced by the finger, when withdrawn, being covered with discharge. With some difficulty, I passed the smallest sized rectum bougie through the sigmoid flexure; there was no impediment except at this

point; here the pain and the spasmodic action was so considerable, that I was compelled to relinquish the pressure again and again before the instrument could be passed. Treatment. *Enema omni mane. Oleum ricini pro re natâ. Hirudines decem, ano.*

Jan 15th.—She was in all respects better. I introduced the bougie, which, as before, caused severe pain at the sigmoid flexure.

Jan. 20th.—She was improved, had passed a good deal of slime, and a large quantity of *ascarides*. She had retained the instrument fifteen minutes. I used the same; the pain upon its introduction, though considerable, was lessened.

I never saw this lady again. She wrote to me, stating her disinclination to continue my attendance, though satisfied of the necessity for her so doing. I subsequently learned that, five weeks after she left me, she was seized with inflammation of the brain, of which affection she died.

REMARKS.

This case elucidates, in a very clear manner, the connexion of stricture of the rectum, with the affections of the bladder and of the womb. It ought also to convince us of the inutility of the exhibition of drastic purgative medicines in inflammation of the bowels. It cannot be doubted,

that this patient's sufferings were materially increased from their injudicious administration, while, on the other hand, the milder measures, which were subsequently pursued, were productive of essential benefit.

CASE VI.

R——A——, age 34. April 14th, 1828.]—
Who had been a patient of the General Dispensary many months; was resigned over to my care in consequence of the resignation of my late colleague; she gave me the following account of her afflictions. Her statement to me was as follows:—

“ About six years since, I first experienced
“ pain in passing my motions, which used always,
“ as long as I can remember, to come away from
“ me with great difficulty, and often not larger
“ than a little child's; I had a good deal of
“ smarting at the fundament, and used to void
“ blood and slime for weeks together; very often
“ the gut would come down, and get fixed, so
“ that I could not return it till I sat in cold water.
“ At last it caused me so much misery that I
“ applied to a medical gentleman, who desired me
“ to take salts, or some physic every night, to
“ purge my bowels. This I did for a long time,
“ though I always suffered shockingly when I

“ went to stool. I at last, after attending many
“ doctors, went into —— Hospital, where I had
“ a stricture cut in three places. For some time
“ I was better, but at last I again got worse,
“ being unable to pass any stools without physic,
“ though I always felt as if I wanted to do so,
“ and used to strive for hours together, though
“ nothing but blood came from me. Besides my
“ former complaints, I now became irregular,
“ being sometimes unwell for three weeks or a
“ month together; and had dreadful bearing down
“ pains, as if I was in labour. I was now obliged
“ to get into —— Hospital, where I was for
“ a long time under the care of Mr. ——, who
“ cut the stricture again. After I had remained
“ in the hospital many months I was discharged,
“ very little better as to my stricture, and much
“ worse in my health. I now applied to the
“ Dispensary.”

To my question whether she found any benefit from the division of the stricture, she said, “ I
“ think I did at first, but the part seemed to me
“ to be very soon shut up again, and I was worse
“ than ever; indeed, nothing has ever come from
“ me since, unless I give myself an injection; and
“ when I do this, it pains me very bad, on account
“ of the flesh that is grown at the entrance.”

Upon examination, I found a mass of diseased

superstructure round the orifice, extending also within the sphincter; the introduction of my finger caused her the most acute pain; nor could I pass it higher than an inch and a half, on account of the powerful contraction, and the rigidity of the part. The poor creature's situation was at this time perfectly hopeless; she was emaciated to the greatest degree, matter had formed in both groins, and she had a foetid sanious discharge both from the vagina and the rectum; in fact, her constitutional powers were so much exhausted, that no reasonable hope could be entertained that she would long survive. I therefore contented myself with advising the use of an *enema* with laudanum every night, and administering sedatives with mild aperients every twelve or eighteen hours; with any nourishing food her stomach would retain. She survived about a month from the time I first saw her, during which period she had three attacks of flooding, and could seldom pass her water without the assistance of tepid bathing. On the fourteenth of May she died; and, on the following day, I examined her body.

Sectio cadaveris.

There was a considerable quantity of matter in the cavity of the abdomen, produced from a large

abscess, which had formed beneath the iliac fascia. The colon immediately above the sigmoid flexure was dilated to a considerable extent; while, at the sigmoid flexure, the bowel was much thickened and contracted. There was also a stricture about seven inches up the rectum, the mucous coat of which was in a high state of inflammation; and about an inch and an half within the orifice, where the stricture had been divided, the gut was in a gangrenous state. The remains of the obstruction which had been divided were evident; the division of the parts extending only through a portion of the thickening. At the orifice of the bowel there was a mass of fleshy excrescence. The body of the womb was in a scirrhus condition, and the cervix in a state of ulceration; as was also the vagina. No other morbid appearances were found.

REMARKS.

This case I consider an interesting one for many reasons. It elucidates very well the connexion of uterine disease with stricture in the rectum, and clearly shows that the latter organ was the primarily affected part. It likewise in some degree confirms my observations upon the division of a stricture. A more favourable case upon which to

perform the operation will seldom occur; nevertheless, if the narrative of the patient can be relied upon, it was productive of trifling, if any permanent benefit.

CASE VII.

A lady, aged 24, who resided some considerable distance from town, consulted me, February 23d, 1828, under the following circumstances:—For some months she had been in a bad state of health; suffering from confinement of her bowels, which did not act for seven or even ten days together, unless she took some powerful opening medicine. At every attempt to relieve them, a tumour protruded, as she considered, from the anterior passage; and she always passed more or less blood from the rectum; she also experienced a frequent desire to void her urine, which she was often unable to do. Latterly, these attacks had become much more frequent, and the swelling had increased to such an extent as to be readily distinguished externally. She had been irregular for more than eight months, and was commonly subject to *leucorrhœa*.

Upon making an examination *per vaginam*, I could discover no kind of disease in that passage, or of the uterus; but upon introducing my finger

into the rectum, I found a contracted condition of the sphincter, just within which, the mucous coat of the bowel could be distinctly felt in large folds, which, at any attempt to relieve the bowels were protruded into the vagina, the contracted state of the sphincter preventing any prolapsus of the bowel from taking place externally. I could not discover any further obstruction by the examination of the finger, but, upon attempting to introduce a bougie of the size of number seven, I found I could not pass it beyond seven inches. After much trouble, I introduced number six, which she retained for fifteen or twenty minutes. She had been taking all kinds of medicines, with the view of restoring the healthy functions of the womb, but to no purpose. I requested she would permit me to rely for the present upon the use of the instruments, together with the *enema*, and the administration of mild doses of castor oil, or milk of sulphur.

Feb. 27th.—She had suffered much both yesterday and this day from the swelling; this she attributed to the operation of the aperient medicine, which she had taken by mistake in much too large a quantity. I now requested she would permit me to examine the part, with the view of forming a more correct opinion of the affection. I found it somewhat difficult to introduce my

finger into the bowel, from the powerful spasmodic action of the sphincter, indeed she could not bear the attempt. I, however, distinctly ascertained that the rectum protruded into the lower and back part of the vagina. Treatment. *Applicantur Hirudines decem, ano.*

Recipe, Aquæ Ammoniæ Acetatis ℥iii.

Spiritus Vini Camphorati ℥i.

Misturæ Camphoræ ℥xii

Misce. Fiat Lotio constanter applicanda, parti affectæ.

Enema cum Tinct: Opii, omni nocte.

March 2d.—She was much more easy, and the swelling had greatly subsided. The *enema* brought away several small lumps of feculent matter.

March 5th.—I introduced number seven with less trouble the whole extent of the rectum. There was not any swelling at the orifice, but she complained of a sharp pain in the sphincter while I was passing the bougie.

March 10th.—She was in all respects more comfortable; her bowels had acted each day without any kind of medicine. *The day following that on which the last instrument was passed, she was locally ill, as was the case at present.*

March 16th.—I passed the bougie, also a number eight, which she retained for three quarters of an hour.

March 27th.—She had been somewhat confined in her bowels, and had suffered from head-ach; but she stated that she felt truly grateful for the improved condition of her general health. I passed number nine, with comparative ease to those before introduced.

I continued to attend this lady for the space of a month or six weeks, during the whole of which time she did not experience any return of the swelling, and, at the regular period, her local illness appeared. Her health was then so far established, that she returned to her friends in the country. Prior to her leaving town, I was able to pass number ten with little or no inconvenience to her, excepting at the orifice of the bowel.

CASE VIII.

A lady aged 48, the mother of eight children, had been for some months in a declining state of health, suffering from pain in the chest and in the right side. She had a most troublesome cough, attended with great difficulty of breathing, and much expectoration; and she was unable to lie in the recumbent position. She had considerable fever, her pulse being above 120, small and irritable. For the last two years, she had suffered from a prolapsus of the uterus, and she commonly

experienced attacks of piles. For years past, her bowels had been irregular in their action, sometimes being relaxed for many days together, at others, obstinately costive. She passed but little urine, and her legs and feet swelled towards night.

I was requested in consultation to examine the rectum in this case; when I discovered obstruction at six inches to so great an extent, that it was with difficulty even a number three could be introduced. I advised the use of the *enema* every night, a continuation of the same sedative medicine she had been taken, also small doses of the Prussic acid. She could not retain the bougie longer than seven minutes.

I continued to attend this lady every third or fourth day, and to pass the bougie, the size of which I increased, either at every, or every other introduction, till I was able in three weeks to pass number seven. She was now materially improved in health, being able to get up for some hours together, having less cough and expectoration. Her fever, which was very great when first I saw her, had abated to a great extent, her pulse being reduced to eighty-six. She passed her water with comparative comfort and ease, yet she was a good deal annoyed by the condition of the womb; but even this affliction did not trouble

her as much as formerly, since her bowels had acted more comfortably. Notwithstanding this extensive improvement, she wrote to me, expressing her desire to decline any further use of the instrument. I was much surprised at her determination, after the benefit she had received. Both her regular medical friends and myself urged her to prosecute the treatment, but to no purpose, and she left town a few days after, promising, if she became worse, to consult me again. I was gratified in hearing from her medical attendant some weeks after, that she had been gradually getting better and better, that her cough had almost entirely ceased, and that the swelling of her legs had subsided; nor had she so much of the bearing down pains, or of the irritation of the bladder, both of which affections were in a great degree referrible to the prolapsus of the womb. I heard from this patient by the lady whose case is next narrated, and who was induced to request my aid from her friendly recommendation some time after. She wrote, "I have at last overcome
" my ridiculous scruples, and have requested
" Mr. —, of this place, to use the same instru-
" ment, number seven, which you passed when
" I was in town. I am much better for his
" professional skill, and really think, if it was not

“for the state of my womb, that I should get quite well.”

CASE IX.

Mrs. —, aged 36. Jan. 4th, 1829.]—Had been married six years, had never had a living child, but had suffered from three miscarriages; she was commonly subject to *fluor albus*. From the earliest period of her recollection, she had had a confined state of her bowels. About ten months since she first found an appearance of blood and matter in her motions; and after each time she relieved her bowels, a fleshy substance protruded at the orifice; this had latterly increased to so great a degree, that she could not take even slight exertion without its falling down. Some months since she was able to put it up readily, but of late she found great difficulty in doing so, and the part usually bled a good deal at each attempt. She complained of pain in the loins, and the lower part of the belly, in the groins and thighs, and of cramp in the legs. Upon my examining the condition of the parts external to the rectum, I found a considerable portion of piles, from the surface of which, which was in a state of ulceration, there was an offensive discharge.

Upon my requesting her to make an effort to relieve her bowels, a considerable portion of the mucous coat of the rectum protruded at the orifice. Being convinced, from the extent of the prolapsus, that no material benefit could be achieved without its removal by an operation, I apprised her of my belief, and likewise suggested that the bowel should be carefully examined with the bougie, in order that, if there was any stricture, it might first be removed. This was accordingly done, when I discovered an obstruction at six inches, which admitted of the passage of number five only. In about a month I was able to pass number eight, when I removed the whole of the prolapsed portion of the mucous folds of the bowel by excision, likewise the external hæmorrhoids. A very trivial hæmorrhage occurred.

In the course of ten days, I again had a recourse to the use of the instruments, introducing them every fourth day, till on the 12th of April, I was able to pass number ten with trifling annoyance. At this time, she stated that she felt surprisingly better in every respect; her bowels acted better, but she passed some blood at each attempt to relieve them; this feature, however, had lessened during the last three weeks; she had no discharge *per vaginam*. I now instructed her to act for herself, and she

left London a few days after for her residence in the country. Some weeks after she wrote to me, stating, “ I cannot, my dear sir, sufficiently thank
 “ you for your advice, and the friendly treatment
 “ you bestowed upon me when under your care ;
 “ I rejoice to say my health has been largely bene-
 “ fited, indeed I have been blessed with a perfect

“ recovery * * * * *

“ * * * * *

“ * * * * *

“ * * * * *

“ * * * * *

“ ———— .”

The following is the case alluded to at the twenty-seventh page.

CASE X.

A Case of Stricture at the Sigmoid Flexure of the Colon, in which the Patient did not pass an Evacuation for fifteen weeks prior to his death.

Robert Hertsell, a shoemaker, aged 30, was of a costive habit, but had otherwise enjoyed good health. He used generally to have three or four stools in the week till within eight months of his death. From that period he became much more costive, having a stool only once a week, or some-

times once in a fortnight. When he passed a stool he felt some pain at the lower part of the belly. The costiveness still went on increasing, so that he had no evacuation by the bowels for nearly fifteen weeks before he died. In this state his belly began to swell, and at length arrived at an enormous size. The distension of the belly seemed principally to be occasioned by wind which had accumulated in the bowels. There was a sudden re-action of the integuments of the belly upon removing from them the pressure of the fingers, as in a common bladder filled with air; and the patient often passed a considerable quantity of wind through the œsophagus. No wind, however, was discharged by the rectum. He commonly complained of a good deal of pain about the naval, and sometimes over the whole abdomen. During the latter part of his illness, when the abdomen was swelled to a very large size, the peristaltic motion of the bowels could be distinctly seen through the parietes of the abdomen, and the bowels appeared evidently very much distended.

The patient's appetite for food was, through the greater part of his illness, as good as in health; but within a fortnight of his death it failed him. He took then very little, most commonly a small quantity of wine or porter, with some toasted bread; but these were often rejected by vomiting,

about a quarter of an hour after they had been swallowed.

His pulse was generally about 84 or 86, was rather full, but not hard. When he felt any considerable increase of pain in the belly, it rose to above 100. Towards the latter part of his illness, the pulse was often above 100, and sometimes felt a little hard. During the whole of his illness, he breathed with tolerable ease, notwithstanding the great distension of his belly, and he passed his urine without difficulty.

A short time before his death he became extremely emaciated in his face, and within the last twenty-four hours he complained of a very severe pain in the region of the stomach. During a part of his illness he was a patient under my care at St. George's Hospital. He was admitted March 8th, 1797, and was discharged at his own desire, on the 24th of the same month, having received no relief while there. Whilst he stayed in the hospital, the strongest purgative medicines were administered, both by the mouth, and in the form of clysters, but without the smallest success. He took a bolus, containing five grains of calomel, and ten grains of gamboge, but without its being followed even by any attempt at an evacuation by stool. Twenty grains of calomel, and thirty grains of jalap were also given, but without any

effect. An *enema* was administered, containing two drachms of gamboge, but it was very soon evacuated without being accompanied by any fæces. Another was administered the following day, containing three drachms of gamboge, but without the desired effect. Tobacco smoke was also injected in vain.

He was directed to take a pill, containing four grains of elaterium, but this made him sick without producing any evacuation by stool. Shocks of electricity were sent through the abdomen for several days. Cold water was dashed upon his feet, but both of these means were ineffectual. He wished to try the effect of swallowing some crude quicksilver, as he thought he had once received some temporary ease from it before he was admitted into the hospital. Accordingly, he swallowed three ounces of quicksilver, but it was retained, no part of it having passed by the orifice. Some globules of quicksilver appeared mixed with the fæces upon examining the body after death.

Having received no benefit from various trials during his stay in St. George's Hospital, he desired to be discharged. As his case was very singular, I visited him occasionally at his own house, and he was very frequently seen by a diligent pupil of the hospital, who gave me an accu-

rate account of the state in which he found him. After his leaving the hospital nothing was attempted for the patient's relief by my direction, except that a scoop was desired to be introduced into the rectum, in order to break down the *fæces* mechanically, if they should be found within reach, and in that way to remove them. Upon a candle being introduced into the rectum, it was found to be empty; the scoop, therefore, was not introduced. At length all trials were given up; his belly became more swelled, his feelings more distressing, and his strength more exhausted, till he sunk under the violence of the disease, and died on the 14th of June.

On the evening of the following day I examined his body in the presence of Dr. Marshall, Dr. Clough, and some medical students.

When the abdomen was laid open, the stomach was found to be flaccid, but was healthy in its structure. The small intestines, except the duodenum, were very much distended, but still more so were the great intestines, which seemed to be above six inches in the transverse diameter. Upon the surface of both the small and great intestines were observed little patches and narrow bands of a florid red colour, which were composed of a great crowd of very minute blood-vessels. The small intestines, except the duodenum, were

filled with air partly, and partly with fæces. The fæces were accumulated principally at the lower end of the sigmoid flexure of the colon, and were gradually less in quantity to the cœcum. There were no fæces in the small intestines, except at the very lower end of the ilium, and the small quantity that was found there might have been forced through the valve of the colon by the pressure of the hand against the cœcum in examining the body. The fæces were properly coloured by bile, were of the consistence of soft mortar, and although they had been so long retained in the intestines, were not more fœtid than usual. The great intestines, where they were so much distended, had their muscular coat a good deal thickened, and the longitudinal bands were at least twice as thick and broad as in the natural state. At the lower part of the sigmoid flexure of the colon, there was a very narrow stricture, accompanied with an ulcer, which was partly in the situation of the stricture, and partly in the gut immediately above it. The stricture was so narrow, as hardly to allow more than a large goose quill to pass through it. The rectum under the stricture was sound.

The liver and gall-bladder were in a natural state, but the other abdominal viscera could not well be examined on account of the distended

state of the bowels. They were probably healthy, as no symptoms occurred during life which led to any suspicion of disease in them.

The cavity of the thorax was a good deal diminished in its size, in consequence of the distended state of the abdomen, but the viscera in it were free from disease.

In reflecting upon this singular case, the following observations naturally arise. The stricture at the beginning of the rectum is to be considered as the cause of all the symptoms. It was so narrow as to prevent both the fæces and air to pass into the rectum. The rectum being empty, the urinary bladder was allowed to enlarge itself sufficiently for the ordinary accumulation of the urine, and the patient neither made water with difficulty, nor was obliged to void it frequently.

This case shows a very strong power in the system of accommodating itself for a great length of time, to circumstances which appear almost incompatible with the continuance of life. As the fæces could not be evacuated on account of the stricture, the great intestines became larger in proportion to the accumulation of the fæces. As the great intestines were frequently exerting a strong peristaltic motion, in order to evacuate the fæces, the muscular coat was thereby thickened and rendered stronger, so as to become in some

degree proportioned to the difficulty in expelling them. The stricture, however, was too narrow for these efforts to overcome the difficulty.

The smell of the fæces was not more disagreeable than is usual in the sound state of the bowels, and they were not putrid. This probably took place in consequence of their being excluded from the air.

The stomach retained its healthy functions till within about a fortnight of the patient's death, and this enabled him to support life for so long a time under so formidable a disease. I have not heard of any instance in which a person continued to live for so great a time without any evacuation of the fæces. I thought, therefore, that an account of this case might not be unworthy of the notice of the Society from its singularity, more especially as the facts are undoubted, and the examination of the body after death explains in a satisfactory manner the symptoms which took place during life.

P. S. Since this paper was written, I have received, through Mr. Horn, an account of a case similar to it, in a man aged 57; but the length of time in which the patient had no evacuation by the bowels before his death was only twenty days. When the abdomen was examined after death, a

stricture was found at the upper part of the rectum, which was so tight as to seem as if the intestine had been drawn together by a piece of packthread. The colon was a good deal distended with fæces, and the small intestines, as high up as the duodenum, were also somewhat distended, probably with air. There was no unusual distension in the duodenum and the stomach, but they seemed in every respect to be in their natural state.

CHAPTER XII.

Of Distension and Permanent Enlargement of the Colon.

The surprising degree in which nature accommodates herself to diseased action cannot be better exemplified than in the extensive enlargement which sometimes takes place in the colon, as a consequence of stricture either in the sigmoid flexure, or in the rectum. The discovery of this diseased appearance in post mortem examinations has occasionally directed the attention of the profession to the serious malady of which it is an effect. Cases are recorded where this enlargement was found, and thence the existence of stricture ascertained, when the presence of this disease had not been even suspected during the life of the patient.*

* Some excellent instances of this description will be found in the Medical and Surgical Transactions, vol. iii. page 158, and in Anderson's Quarterly Journal, 1823, page 469.

Collections will, from time to time, take place, distending the bowel to an enormous size ; which collections remaining for some time, impair the contractile power of the intestine, and thus create a permanent irregularity and a difficulty of voiding the contents of the bowel. In these instances, it is often beneficial to wear a broad elastic belt round the body, applied sufficiently tight to afford support, but not to create unpleasant pressure.

But distension of the colon is apt not only to derange the functions of other parts, but to cause appearances which, even under the closest examination, may be mistaken for a diseased condition of the structure of those parts. Any accumulation of food in the stomach, creating, from pressure, uneasiness and pain in the tranverse arch of the colon, may be, and, as I believe, is commonly treated as indigestion, or some derangement of the stomach. So also, any material collection of fæces in the upper parts of the ascending and descending portions of the bowel, is likely to be mistaken for an enlarged and diseased condition of the liver ; while the continued pressure upon the diaphragm, causing more or less difficulty in respiration, may lead us to apprehend incipient affection of the lungs. Thus, in process of time, causes and effects become so intimately blended, that the most accurate examination is insufficient to disco-

ver the primarily affected part. The three following cases may be considered valuable instances in confirmation of these remarks.

CASE I.

Mr. —, aged 41. Oct. 31st, 1821.]—Complained of pains in various parts of his body, especially the loins, knees, and ancles. Had a severely ulcerated sore throat, the tonsils of which were considerably inflamed, and in one of them there was a deep and ill-conditioned ulcer. His digestion was impaired: the administration of the smallest quantity of food occasioned severe pain in the stomach, with acidity. From the belief of his medical friends that his sufferings were connected with Syphilis, he had undergone two courses of mercury, though he had never, to his knowledge, had any disease of the kind beyond a common gonorrhœa. At the present period, he was taking four grains of calomel daily, which, in conjunction with protracted indisposition, had produced great general debility. I recommended him to discontinue the mercury; and ordered stomachic aperients thrice daily, together with a generous but not stimulating diet.

Nov. 4th.—He was rather better. I advised a mild gargle, and a continuation of his medicines.

Nov. 9th—He was in all respects better.

Nov. 13th—The ulcers in the throat assumed a healthy appearance. He felt better, but complained of thirst, particularly at night, during which period he sometimes drank two or three quarts of water. I advised, imperial as a common beverage; and half a pint of compound decoction of sarsaparilla twice in each day.

Nov. 26th.—He was not so much troubled with thirst; and his throat and the pains in his limbs were better, but the discharges from the bowels were offensive, and passed with a good deal of blood. To prosecute the same plan.

Dec. 6th.—He had been at Brighton, using warm sea-bathing; was improved, but the bowels remained irregular. To continue the same plan.

Dec. 16th.—His throat was nearly well; the thirst had subsided, and the pains in the loins and back had nearly left him.

Dec. 24th.—He stated his intention of taking a journey, as he considered his health re-established. I desired him to be cautious of his diet and habits, and of the state of his bowels. I did not see this patient again till,

May 13th, 1822.—He had been in better health than for years past, till within the last fortnight or three weeks, but he could not keep his bowels regular. Sometimes they would act for two or

three successive days, then again they would be confined for a like number, while, at other times, they would be relieved ten or fifteen times in as many hours; he had also had attacks of hæmorrhage from the rectum spontaneously, and after passing his motions. He experienced pain in the region of the stomach after eating; his urine was scanty in quantity, high coloured, and deposited a sediment like brick-dust; he had also occasional night sweats, with trifling cough; yet his pulse was regular and healthy at seventy. I should have mentioned that this gentleman, who had for many years been a very free liver, even now indulged occasionally in wine. I advised much the same as before, with castor oil every morning.

May 23rd.—He felt better. To prosecute the same plan.

May 27th.—He was not so well; and his appetite failed him, yet no persuasion would induce him to take proper nourishment; he lived upon soups and made dishes, and took a considerable portion of wine. He complained of pain in the epigastric region, extending down the left side into the groin, which pain increased after eating. The night sweats had entirely left him. I urged his seeing some physician, but to no purpose. Treatment as before.

May 30th.—He was this day seized with acute

pain in the left side, attended with cough and difficulty of breathing; the pulse was full and frequent. He had not passed any evacuation from his bowels for three days. *Applicantur cucurbitæ, lateri, ad uncias decem.*

Recipe,

Aquæ Ammoniacæ Acetatis

℥iss.

Vini Antimonialis ℥iss.

Spiritus Ætheris Nitrici ℥iii.

Misturæ Camphoræ ℥iv.

Misce. Fiat mistura, cujus
sumantur cochlearia duo
magna, quartâ quâque
horâ.

Recipe,

Hydrargeri Submuriatis gr.

ii.

Pulveris Jalapii gr : vj.

Misce. Fiat Pulvis, tertiâ
quâque horâ sumendus,
donec alvus bene de-
cerit.

Milk diet.

June 1st.—He was better in every respect; his bowels had been freely relieved, but he had passed little water.

June 2d.—He was materially better, yet passed little urine. His legs swelled.

Recipe, Tincturæ Digitalis minim : x.

—— Scillæ minim : vj.

Vini Antimonialis minim : viij.

Misturæ Camphoræ ℥iss.

Misce. Fiat haustus, quartâ quâque horâ sumendus.
Oleum ricini omni mane.

June 3d.—The bowels had acted copiously; but he passed a scanty quantity of urine. He

complained of an increase of pain in the epigastric region, and the swelling in the legs was increased ; I again urged him to see a physician, but he declined to do so. I recommended change of air ; accordingly he went to Brighton.

June 16th.—He wrote to me, stating that he was better ; that the swelling of his legs was reduced, but that he made little or no urine, and he thought his belly was larger than common. I neither saw nor heard any more of this patient till

July 21st, when he returned to London. His general appearance was much altered for the worse ; he was grown thin in the face and limbs ; his abdomen was enlarged, and though no distinct fluctuation could be felt in it, the slightest pressure in the epigastric region, or in the groins, created pain ; he also suffered much in passing any relief from his bowels, the inclination for which was frequent, and often ineffectual (the latter symptom he now mentioned for the first time) ; he had also a constant desire to make water, though the whole quantity he passed in twenty-four hours did not exceed half a pint. At this juncture I at last persuaded him to see a physician ; who thought with me, that he was fast becoming dropsical, and could not live, our

apprehension being that the liver was diseased, and probably the digestive organs.

Recipe, Pulveris Digitalis gr : i.

Hydrargeri Submuriatis gr : ss.

Pulveris Scillæ gr : i.

Misce. Fiat Pilula, bis in die sumenda.

July 25th.—The swelling of the abdomen was increased, and his bowels were much purged. *Omittantur pilulæ.*

July 27th.—He was much the same. Dr. ——— advised his taking another journey to Brighton, but he was too weak to undertake it. The fluctuation in the abdomen could now be distinctly felt; he was generally anasarcaous, and passed scarcely any urine.

Recipe, Hydrarg : Submur : gr : ss.

Pulveris Rhæi gr : iv.

Misce. Fiat Pilula octavâ quâque horâ sumenda, cum haustû antea præscripto.

In the night preceding the 27th he was attacked with pain all over the abdomen, extending into the groins; this subsided, after a few hours, in a violent purging, attended with profuse hæmorrhage; supposing this might be produced by the mercury, it was discontinued. Every thing grew worse until,

August 28th, when fluid had collected in the abdomen to such an extent as to render its removal necessary ; but he would not consent to any operation.

Sept. 2d.—He was considerably worse; the stomach rejected every thing; his legs and thighs, as well as the abdomen, were much enlarged, tapping was decided upon, with a view of protracting his existence. Upon examining the belly, I felt a considerable hardness at the upper part, particularly at the margin of the ribs on the left side, where there was a protuberance, which Dr. ——— and myself believed to be an enlarged liver.

Sept. 10th.—I was sent for to him at night, informed that he was dying, which he certainly appeared to be; he was insensible, and his pulse frequent and intermitting. I gave him small quantities of brandy and water during two hours I remained with him.

Sept. 11th, nine A. M.—To my surprise he was better; his senses had returned, and a profuse diarrhoea had come on, his bowels being relieved every ten or fifteen minutes, accompanied with a considerable discharge of blood; he had a prolapsus of the rectum, which he said had been a common occurrence with him for years; “but,” said he, “I do not regard it, since I

“ can easily reduce it myself, but I am now too
“ weak to do any thing.” I soon relieved him
from this trouble. I now began to examine cautiously into the state of the motions; they were relaxed from the effect of castor oil, and always passed with a greater or less quantity of blood and mucus. He had rallied surprisingly, being able to sit up for several hours together, and even to take trivial exercise in his bed-room, yet he continued to increase in size both in the abdomen and the legs. Perceiving that, in proportion as the bowels were acted upon, he gained rather than lost strength, I advised castor oil every morning, and an *enema* every night of thin water-gruel containing forty or fifty drops of laudanum. Upon attempting to throw up the fluid, I found it impossible so to do. At this juncture the idea of a mechanical impediment existing in this case first entered my mind; upon communicating which to him, he replied, “ I will lay my life you
“ are right, sir. I have often felt as if I was too
“ full, and strained to empty my bowels to no
“ purpose.”

By my desire he removed from his abode to a more airy and comfortable situation at Walworth, where, on the 1st of October, I examined the rectum. I ought to have mentioned that he had dismissed Dr. — on the 12th September, pro-

missing to send for him again if he thought it requisite. There was a trivial impediment to the introduction of the finger from the irritability of the sphincter: and, about two inches up, an obstruction, which felt like pressing the distended bladder. Upon attempting to pass a rectum bougie of very small size, I could not get it higher than three inches.

Oct. 2d.—After some trouble I succeeded in passing a full sized urethra bougie through the obstruction, and thence to about seven inches up the bowel. He was unconscious of any sensation from the instrument, though I found it difficult to introduce it; and upon withdrawing the bougie, I discovered I had passed it for nearly five inches through feculent matter. I now introduced a small elastic catheter, to which I affixed a stop-cock and elastic bottle, and after a full hour's endeavour succeeded in getting up half a pint of water-gruel; it created distressing desire for motion, but remained up, and I left him, requesting he would retain it as long as he could. I advised a table spoonful of castor oil every night.

Oct. 3d.—The fluid had remained up one hour and a half, when it came away with a quantity of fæces which half filled a close-stool pan. I introduced the pipe, and with difficulty suc-

ceeded in getting up three parts of a pint of fluid ; it produced the same distressing disposition to pass a motion, but it remained up.

Oct. 4th.—He had retained the fluid four hours, when it came away with an immense quantity of fæces ; to use his own words, “ not less than a “ full close-stool panful ;” he felt somewhat easier about the abdomen, but lying upon either of his sides, and particularly the left, or pressure in the situation of the ascending and descending portions of the colon, caused considerable pain. I introduced the pipe, and threw up three parts of a pint of gruel ; it passed readily, without producing the same urgent desire to relieve his bowels.

Oct. 5th.—He had retained it from three P. M. to eight A. M., when it came away with just the same effect as before ; he likewise passed subsequently a large portion of fæces, exactly like sheep’s dung, after several fruitless efforts, attended with acute pain in the rectum and bowels ; he also complained of cramp over the abdomen, particularly at each groin and in the region of the bladder. I threw up a pint of fluid, which was retained without difficulty.

Oct. 6th.—It remained up till between eleven and twelve at night, when it came away with a vast quantity of motion ; he had also spontaneous

relief from his bowels. The discharges, though more natural, were yet composed in part of a grit-like substance. I threw up the fluid.

Oct. 7th.—It came away in the night with more indurated fæces; I was astonished at the quantity after what I had before seen. He was much improved in health; the difficulty of breathing and the cough were gone; the swelling of his legs was lessened, and he passed a considerable quantity of water by the rectum, and from the bladder; the superior and front part of the abdomen was much reduced; all appearance of what Dr. — and myself took to be an enlarged liver being totally gone. The same treatment was adopted daily till the 11th, with progressive benefit; the *enema* for the two last days had come away with very little feculent matter. I attempted to introduce a rectum bougie, but could not pass the smallest size through the sigmoid flexure; it gave him considerable uneasiness.

Oct. 12th.—After some trouble, I introduced a full sized urethra bougie into the colon; it hurt him much when passing the sigmoid flexure, and when withdrawn was indented in a similar manner to a bougie which has lain in a stricture in the urethra. He was improved in health, passing large quantities of water after his stools, and from the bladder.

Oct. 15th.—He had daily used the *enema*, which sometimes returned immediately, at others remained up for hours; they brought away little or no fæces. I passed, after some trouble, the rectum bougie which I could not introduce on the 11th.

Oct. 19th.—He had retained the bougie two hours; when withdrawn it was smeared over with offensive bloody mucus, and filaments of skin. He continued to get better, and to lessen in size; had made full three quarts of water during the night. I succeeded in passing a bougie, one size larger.

Oct. 22d.—He had retained the instrument half an hour, and was going on well; he slept comfortably; was able to lie on either side without pain; and continued to diminish in size; his legs were, as he said, “sleeker than those of a “race-horse;” his motions were more healthy, but passed with difficulty, and after much straining; some blood usually followed them.

Oct. 27th.—I increased the size of the bougie from number two to number four; it passed easier. He had sat up for eight hours yesterday; had been a good deal annoyed with wind passing *per anum*, a thing which he did not remember to have occurred for years before. I used the same bougie.

Oct. 30th.—He had retained the bougie four hours; was better, though exceedingly weak; and had passed four figured motions of a tolerable size. I measured the abdomen, and found that it had diminished four inches and a half in the last ten days. I increased the size of the bougie.

He proceeded in the same favourable manner till,

Nov. 15th, at which time he passed two or three motions every day, though with pain and difficulty, and some blood; yet his health and strength were materially improved; he was able to sit up for eight and ten hours at a time, and to take moderate exercise. There was no appearance of fluctuation in the abdomen, but in each groin there was enlargement, about the size of a goose's egg, which increased if the bowels were not regularly relieved. He had a severe cold. I passed a number seven, which caused a good deal of uneasiness in going through the sigmoid flexure. He improved progressively till,

Nov. 23d, on which day he walked to my house, a distance of three miles; his bowels now acted daily, but, nevertheless, with difficulty and pain, and the motions were followed by more or less discharge of blood: he had used the same bougie twice since the 15th. I passed a number eight; it

caused great uneasiness in passing the sigmoid flexure.

Dec. 3d.—He continued to gain strength, his bowels acted daily without medicine or the use of the *enema*, but he was compelled to strain violently to pass the slightest quantity; his motions were flattened like ribbons, or fluted, generally of the latter figure. I introduced a number eight; also tried a number nine, but could not get it through the sigmoid flexure. I now requested him to manage for himself, and to call upon me in ten days or a fortnight.

Dec. 13th.—He had quitted Walworth, returned to London, and taken up his abode at the same coffee-house, where he had been indulging in all manner of imprudences, the effects of which were manifest; the swelling of the legs, and the distension of the colon had returned; his bowels were irregular, and the trifling evacuations he passed, caused extreme pain. He had not taken any oil, used an *enema*, or passed a bougie since I last saw him. Insulted and vexed by his behaviour, I told him I would not attend him unless he chose to pay more respect to my instructions; that a perseverance in his present imprudences would infallibly lead to his dissolution. He replied, “I am glad of it; I wish to die, my life

“ is no enjoyment, but a burthen to me.” I tried to throw up an *enema*, but could not succeed. Treatment. *Oleum ricini omni sextâ horâ, ad alvi solutionem.*

Dec. 14th.—He had passed no relief.

Dec. 15th.—He had voided several small motions with severe pain.

Dec. 16th.—I called and found him intoxicated, when, disgusted with his conduct, I left the house.

Jan. 14th, 1823.—I accidentally met this patient; he said his bowels acted tolerably, but that he was compelled to take castor oil; his legs swelled a good deal. Three days since he thought of sending to me, not being able to pass his water, but by the use of the warm bath and the *enema* he became better.

Feb. 11th.—He sent for me in the night, being seized with a violent attack of the cholic. I found that his habits had been irregular in the extreme; he often drank immoderately, and he lived upon soups, made dishes, toasted cheese, &c.; for the last fortnight he had taken no kind of medicine. After some persuasion, I got him to take what I considered necessary, by which, in conjunction with the warm bath and the *enema*, in the course of four days he was again comfortable. I neither saw nor heard of him till,

May 2d, when I received a message to visit him at Highgate, to which place he had removed about a month; he was visibly altered for the worse, labouring under great difficulty of breathing, and very severe pain in the abdomen, in which, as well as the legs and thighs, a quantity of fluid was collected. He had a continual inclination, but no ability, to pass the contents of his bowels, each attempt producing more or less discharge of blood; he made scarcely any water; and had repeated vomitings of a pure yellow fluid; in fact, he was evidently fast approaching to dissolution; yet his pulse was steady at seventy-six. I ordered aperients in conjunction with diuretics, but the stomach would not retain them. His situation was afflicting in the extreme, yet no persuasion would induce him to let me try to give him an *enema*, or to pass a bougie.

I continued to see this gentleman till the 8th of June. On the morning of the 9th he was assisted to the night-chair; after he had been out of bed nearly three hours, the people of the house not hearing him ring, as he usually did when he wished to be assisted into bed, went to his room, when they found him lying on the floor insensible. In this condition he remained till the 12th, on which day he died. He had vomited every

three or four hours, for the last two days, a watery fluid of a yellow colour, which had not the odour of feculent matter.

Post mortem examination.

Upon opening the abdomen, I discovered one of the most extraordinary specimens of disease I have ever witnessed. No vestige of the stomach, liver, or small intestines could be seen, but one immense tumour, having an irregular surface, in some points perfectly hard, in others of a softer consistence. Upon examination, this proved to be the colon, distended with hardened fæces; so large was it, that the transverse arch of the bowel extended within a trifling distance of the pubis, and the ascending and descending portions of the gut nearly coalesced; from these several points coagulated lymph which had been thrown out from the peritoneal surface had become organized, connecting the different portions of the colon, so as to glue it together into one mass: at the superior part, the bowel adhered to the great arch of the stomach, thrusting this organ, together with the liver, under the ribs; it had also contracted firm adhesions to the liver and diaphragm; at the sigmoid flexure, it was united in the same manner to the superior aperture of the pelvis, and its lateral portions to the abdo-

minal parietes. After a laborious dissection, I succeeded in detaching it from its different adhesions, and emptied it of the fæces with which it was distended; this I could only do by cutting it through, above the sigmoid flexure and caput coli; at the former of which points, the bowel was so obstructed, that even water would not pass through it. The intestine, notwithstanding its distention, was very considerably thickened through its whole extent. This appeared principally to have resulted from deposition between the muscular and mucous coats. In the rectum there were two obstructions, one about four inches from the orifice, and a second at about seven inches; and at the sigmoid flexure I could scarcely find any passage at all. The appearance of the obstruction at the sigmoid flexure was not the same as that in the rectum, the former being perfectly circular, whereas the latter resulted from a general narrowing of the passage, produced from material thickening between the muscular and mucous coats of the bowels. The mucous coat, though highly vascular, was sound in structure. The colon was likewise violently inflamed throughout the inner surface, there being here and there patches of ulceration. The small intestines were glued together in one mass, feeling like hard chords, and were diseased through their whole

extent. The liver was harder than usual, yet could not be said to be diseased, though it was of a remarkably small size. The gall bladder was distended with healthy bile, and the stomach contained a considerable quantity of the same fluid. The spleen, pancreas, kidneys, and bladder, were perfectly sound and healthy; as were the lungs and heart; nor was there any unusual quantity of fluid in the pericardium; the cavity of the abdomen contained about three quarts. I regret it is not in my power to give a more minute account of this extraordinary examination; but the difficulty I had in procuring any, the length of time it occupied, and the necessity of making my notes afterwards, prevented a more accurate commitment of my labours to paper.

REMARKS.

I have been minutely particular in narrating this case, considering it to be a very valuable one, and to elucidate many important points. It shows to how great an extent feculent matter may continue to lodge in and distend the bowels, even while we are daily administering purgative medicine; and that extreme distension of the colon may be mistaken for enlargement of other organs, and may even impart to them the appear-

ance of disease; thus, that we may fairly attribute the feeling of indigestion this patient experienced after eating, to the pressure of the stomach upon the transverse arch of the colon; the extreme distension of which, I certainly mistook for an enlargement and diseased state of the liver. From the same source arose the difficulty of breathing, the irritation of the bladder, and the various and dissimilar symptoms which this case exhibited. The whole made a lasting impression upon my mind, and first directed my attention to a more accurate examination of the nature and effects of stricture in the rectum.

CASE II.

Thomas —, aged 33. Nov. 5th, 1825.]—This poor man called on me, having a severe cough, attended with expectoration of pus, and profuse night sweats; his pulse was frequent, small, and intermitting. For some weeks past he has been totally unable to lie down, on account of a difficulty of breathing; nor could he bear the slightest pressure on either of his sides, the left being more particularly tender. He suffered constant pain in the head, especially at its back part, also in the groins, the region of the sacrum, and in the thighs. For several days he had had a diarrhoea, attended

with discharges of blood and matter ; his bowels had never, to his recollection, been properly relieved ; latterly they had been exceedingly irregular, never voided a stool figured, or of any size, but like “ sheep’s dung,” with dreadful pain and difficulty, and at several times in the day. He could not retain his water more than two hours. He had attended all the hospitals in London, having been discharged as incurable from St. George’s, St. Bartholomew’s, the Westminster, London, and Middlesex hospitals. Upon the whole, it was such a case of misery and suffering as I have seldom witnessed. I told him it was useless to expect that I could give him any effectual advice, to which he replied, “ but will you be so good as “ to look at my side, I have got a great tumour “ there.” More with the wish of satisfying the poor fellow than from any other motive, I did as he requested, when I saw a case similar in appearance to the preceding, except that here the enlargement was confined entirely to the sides of the body ; the epigastric region of the abdomen presented a natural appearance, nor did pressure at this point induce any great pain ; but, commencing at the situation of the superior part of the ascending and descending portions of the colon, there were two enlargements, which gradually increased in size down to the groins, presenting

the appearance of two distended bladders: they were hard, especially at the situation of the caput coli, and the sigmoid flexure, where pressure created extreme uneasiness. At the early periods of his indisposition, he said, he frequently used “to push about a number of small tumours in his left groin, which always used to disappear after a violent attack of purging.” I had no hesitation in deciding upon the nature of this case, though I felt doubtful whether any thing could be done materially to alleviate it. I told him I considered his situation left but little hope; that his sufferings arose from an obstruction in the lower bowel, which had caused a gradual distension of the gut above it, and that the two tumours were nothing more than the sides of the upper gut distended by a collection of fæces. He was exceedingly weak from the effects of the dysentery which had been upon him nearly ten day’s prior to his seeing me, and was destitute of friends, home, and even the common necessities of life. By the charitable assistance of a few friends, these latter distresses were removed, and I was able to allow him a certain daily maintenance, and to provide him with medicines. I advised an *enema*, with twenty drops of laudanum three times a day; half an ounce of castor oil every night, and a milk diet.

Nov. 8th.—He had persisted in the use of the

enema regularly, passing after each large quantities of filth; the bowels had been less in pain, though he had passed full thirty motions since I saw him last. To continue the *enema* every night and morning. Castor oil every day.

Nov. 12th.—He was better. The difficulty of breathing and the cough were alleviated; the *enema* continued to bring away large quantities of fæces. He had slept for the last two nights lying down, which he had not done for weeks before. I examined the abdomen, and found the circumference of the body over the tumours diminished full four inches. I recommended him to prosecute the same plan.

Nov. 16th.—He continued to improve in every symptom; the bowels acted copiously after each *enema*; he no longer passed blood with his stools; his appetite was better; and he did not find the three pints of milk (which I allowed him with his bread) sufficient for his daily support.

I this day examined the rectum, and found a stricture at the sigmoid flexure, through which I could only introduce the smallest sized bougie; it gave no great pain in passing up the rectum, but at the sigmoid flexure it caused some uneasiness; he retained it twenty-seven minutes; upon its being withdrawn, the upper part, for about

three inches, was covered with an offensive discharge, and portions of fleshy substances, evidently from ulceration of the intestine. Upon my showing him the instrument, he said, "he had seen quantities of the stuff upon it in his motions for months past." To proceed as before.

Nov. 20th.—He was better; the bowels had acted each day several times; he had passed an immense relief four hours after the introduction of the bougie; I introduced the same, and one two sizes larger, with less pain and difficulty.

Nov. 24th.—The improved appearance of this patient surprised me. He had lost his cough, difficulty of breathing, and night sweats; his pulse was steady and good at seventy, and he slept comfortably in any position. The irritability of the bladder had subsided. His motions were healthy, though fluid from the effects of the oil. The enlargement of the abdomen was nearly gone, his size round that part being diminished by measure eight inches and a half. I introduced the same bougie, and afterwards number seven, readily, into the colon; it did not give him much pain in passing the sigmoid flexure, nor was it smeared with discharge, as heretofore, he had retained it fifteen minutes. To omit the oil.

Dec. 1st.—He continued to go on well; the

bowels acted daily without any medicine. I passed the same bougie, also a number eight, which remained up a quarter of an hour.

Dec. 10th.—He was so much better, that for the last two days he had been able to do a little work; had continued the *enema*, and taken castor oil once; his bowels were relieved every day twice or three times of plentiful and healthy motions; in fact, he said that he thought himself able to pass to his parish, for he was afraid he could not get employment in London. There was a puffy enlargement in each groin of the size of a hen's egg; but the upper parts of the abdomen presented no unnatural appearance, and he could bear strong pressure upon any part of it. I passed a number eight, also a number nine; he complained a good deal of the pain at the sigmoid flexure.

Not seeing any thing of this man for nearly two months, I concluded he had gone to his parish. At the expiration of that time he called upon me; the enlargement of the colon had returned, and he had had several attacks of profuse diarrhœa, attended with discharges of blood. He acknowledged that he had been leading an exceedingly irregular life; in fact, that he had not paid the least attention to his case. Finding that he was thus negligent of himself, I refused any longer to attend him.

REMARKS.

This was an exceedingly well marked case of the distension of the colon, showing how nature will accommodate herself to disease, and how speedily its effects may be alleviated by the simplest possible means. I am persuaded, that had the patient continued to follow up the treatment prescribed, he would have so far recovered as to be able to follow the necessary occupations of life. When I first saw him, he requested my certificate, to assist in procuring him a pension from the East India Company, in whose service he had been for many years. This he obtained, and though I did not then think he would ever trouble them by long living to receive it, from the improvement I now perceive in him, a very different result appears probable: for at this period, January, 1833, he is not only alive, but materially better. By the use of the *enema* he keeps his bowels in healthy condition, though they are never relieved without severe straining and pain. The enlargement of the colon, at its commencement and termination, is very evident.

The case is an exceedingly interesting one; and I shall have great pleasure in showing the subject of it to any professional friend.

CASE III.

This case, written by the patient, will be found in many points a highly instructive one.

“ In the autumn of 1823, while staying at
“ Hastings, I was attacked with a violent pain in
“ the right side, immediately above the hip. On
“ applying to a medical gentleman, he stated that
“ he feared it was an attack of the liver. I ob-
“ tained partial relief from the use of warm ape-
“ rient medicine.

“ On my arrival at home, six weeks afterwards,
“ I was attacked with a similar pain, which yielded
“ to aperients and blisters. I remained tolerably
“ well for two or three months, when a pain came
“ on higher up in my side, so violent as to compel
“ me to keep to the sofa; my medical friends
“ considered this a muscular affection, and I again
“ obtained relief by the use of the former reme-
“ dies. From this period I was subject to attacks
“ of the last description every six weeks in various
“ parts of my body, the centre of the stomach, in
“ each side, and in the chest; so severe were they
“ as to prevent my moving for a fortnight or three
“ weeks together; my medical advisers, however,
“ assured me that they were not of any serious

“ consequence, and, as on their subsiding, I felt
 “ tolerably well, I did not make myself uneasy
 “ about them, since, by the use of cupping, blis-
 “ tering, and violent aperient medicines, I expe-
 “ rienced temporary relief.

“ In addition to these attacks, I now became
 “ subject occasionally to a violent cough, which
 “ induced me to take the opinion of Dr. —, —,
 “ who attributed the whole of my complaints to
 “ an improper action of the liver; he prescribed
 “ for me, and assured me that he saw my com-
 “ plaint so clearly, that if I followed his prescrip-
 “ tion and advice, he should not require to see me
 “ again professionally. Under his treatment I
 “ remained for a longer period than usual free
 “ from pains; but they eventually returned upon
 “ me with as much violence as ever. I was now
 “ recommended to take a warm bath every night
 “ immediately before going to bed; from this I
 “ obtained a little sleep at night, although my suf-
 “ ferings during the day were not diminished.

“ Dr. —, of —, was at this time in London,
 “ and at the request of a friend I consulted him.
 “ His opinion confirmed that of Dr. —, and I
 “ acted under their advice for some months, with-
 “ out gaining any ground. During this time my
 “ cough became constant and irritating; and was
 “ attended with night perspirations to a great de-

“gree; yet I was still assured that my com-
 “plaints were not of a serious nature. I became,
 “however, gradually weaker and weaker, until
 “I could not walk up stairs without assistance,
 “nor could I remain up for the whole day to-
 “gether.

“In August, 1825, I first consulted you; at
 “this time I was suffering from one of the most
 “violent attacks of pain I had ever experienced.
 “You stated it to be your opinion, that the
 “whole of my complaints originated in stric-
 “ture of the rectum, and, on trial, ascertained
 “the existence of the disease. Under your care,
 “in the course of four or five months, I was re-
 “lieved from a great portion of my complaints;
 “the violent attacks of pain left me entirely, my
 “cough subsided, and the night perspirations
 “ceased. I was still, however, annoyed by an
 “unpleasant sensation in the centre of the sto-
 “mach, and suffered great pain from a hard lump,
 “situate just below my ribs on the right side of
 “my body. To this, which you decided to be a
 “tuberculated state of the liver, you now solely
 “gave your attention. I continued for two or
 “three months much in the same state; a violent
 “attack of diarrhœa and sickness at last ensued,
 “which lasted for several days, and which re-
 “duced me to extreme weakness. After a con-

“ finement of about a month, I was enabled to
 “ leave my house, and since that time have been
 “ gradually proceeding towards recovery.

“ In closing this sketch of my complaint, I shall
 “ only further remark, that from the period of
 “ August, 1823, to August, 1825, I was a martyr
 “ to suffering; never being perfectly free from
 “ pain, and my strength gradually giving way
 “ under the effects of the violent remedies re-
 “ sorted to. Since the latter date, making the
 “ necessary allowance for the period during which
 “ I was under treatment, I have gradually im-
 “ proved in health, without once suffering an at-
 “ tack of the pain to which I was before so sub-
 “ ject; indeed, my strength is now re-established.
 “ I am at this time blessed with what may almost
 “ be termed a perfect restoration to health and
 “ strength.

“ 29th January, 1828.”

REMARKS.

Nothing could be more unfavourable than the condition of this gentleman when he first consulted me; he laboured under great debility, almost constantly a difficulty of breathing, attended with pain in the chest and in the right side; he had profuse night perspirations, a distressing

cough, and he expectorated pus. Upon my examining the abdomen, the distention of the colon was evident, its course being accurately delineated, and which he described, from its commencement to termination, as the original seat of his sufferings. The liver was enlarged, and tender to the touch, more particularly in the region of the gall-bladder, at which point there was a hard lump of about the size of a pullet's egg, which was extremely painful. He suffered severely from pain in his loins, and in the region of the sacrum, and from cramp in his legs and thighs. His bowels were irregular, never acting without medicines, and even then with pain and difficulty; and he voided blood and slime in his stools. He had constantly an itching around the orifice of the bowel. His appetite was good, but he had great pain in the stomach after eating even a light meal. I advised him to take a teaspoonful of electuary every night, to use local bathing, and to throw up an *enema* every morning, also to live upon a milk diet.

Aug. 10th.—He had taken the electuary twice at intervals of two days apart, and it acted comfortably upon his bowels. He had likewise used the *enema*, which invariably produced an evacuation; no bile passed in his motions. To con-

tinue the same plan, with the addition of five grains of Plummer's pill every other night.

Aug. 14th to the 24th.—The bowels had acted daily without opening medicine, sometimes twice in the day; he felt more comfortable, and had not so much cough.

Aug. 27th.—I this day examined the rectum, and discovered two obstructions, one at five inches, the other at the sigmoid flexure. I could only pass a number three.

Sept. 1st.—His bowels have acted daily either with or without the *enema*. I introduced the same bougie.

Sept. 8th.—The difficulty of breathing and pain upon inspiration had increased; also the night perspirations, which subsided in cold shiverings. His cough was troublesome, nor had his bowels been so regular. I passed the same bougie.

Sept. 10th.—All his sufferings continued to get worse. *Detrahatur sanguis e brachio ad uncias viginti.*

Recipe, Pilulæ Scillæ.

Extracti Hyosciami.

Pulveris Rhæi a a ʒj.

Pulveris Antimonialis gr: xii.

Misce. Fiat Pilulæ xii. Sumat una, quartis horis.

Sept. 11th.—The bleeding appeared to have lessened the urgency of all his symptoms, and his pulse was reduced from 125 to 86; the blood was highly inflamed. I passed the same bougie, and advised him to continue the same plans.

Sept. 17th.—As he had some increase of difficulty of breathing and pain, I thought it proper to bleed him again.

Sept. 18th.—He felt more comfortable. The blood was inflamed, but not so much so as before. I passed a bougie one size larger. *Continuanter medicamina omnia.*

Sept. 25th.—He was much improved in health. I passed the same bougie, and advised him to continue the pills night and morning only.

Oct. 3d.—He had continued to get better, having had little or no night perspirations for the last four nights, less cough, and he breathed more freely; I increased the size of the bougie.

Oct. 8th, to Nov. 3d.—He continued to improve. At times he had a fit of coughing and expectorated a good deal, but he had not had a vestige of his night perspirations. He now suffered but little from pain any where, excepting in the tumour in the right side. His bowels acted every day fully and freely, though he had not taken any aperient medicine. I advised him to be cupped in the region of the liver, and to

discontinue all medicine. I this day passed a number ten into the colon.

My patient continued in the same comfortable course for some weeks. He nevertheless had at times pain in the tumour; to relieve which, he was repeatedly cupped, and also bled from the arm. An issue was likewise made in both of his sides. Notwithstanding the loss of blood, and the rigid manner in which this good creature followed my advice of living entirely upon vegetable or milk diet, he gradually recovered his strength, and in about three months was so far convalescent, that I sent him into the country, where he remained some weeks. Upon his return to London I was surprised at the improvement in his appearance. He really had scarcely a vestige of his former afflictions. I could barely feel the enlargement in the side, nor did pressure upon the part where the tumour was cause any material uneasiness. He had taken no kind of medicine, save occasional mild aperients, and alterative doses of blue pill. He used to call upon me occasionally for many months, and I had the satisfaction of seeing that his health continued to improve.

Upon his return to London I permitted him to close the issues. After they had been healed about a month, the attack of dysentery came on,

of which he makes mention in the narration of his case, and which I was fearful would have terminated fatally. It subsided however, upon the administration of large doses of opium and calomel. Within the last twelve months he has had one or two attacks of pain in the region of the liver, principally at the part which was so painful formerly ; these have always yielded to the antiphlogistic treatment, mildly administered.

January 1833.—I am happy to add, that this gentleman continues perfectly free of all symptoms of the disease for which he first consulted me.

CHAPTER XIII.

*Of Determination of Blood in the Head, occurring
as a Consequence of Stricture.*

From the balance of power between the several intellectual faculties of man has been said to result common sense ; so likewise in the regular and equable performance of the separate functions of the body originates good health. By the consistent action of every organ the general fabric of the body is preserved, towards the maintenance of which the circulation of the blood performs a most essential office ; and it appears as if it was a law in nature, that, in proportion as the function of any particular part is material to the support of man, any deviation from its healthful condition produces a corresponding serious effect. This is peculiarly evinced in affections of the head : upon irritation occurring in other organs of the body, nature assists herself in various ways, or we are

able to accomplish much through the art of surgery; but when, from undue nervous excitement, or immoderate distension, the vessels of the brain become diseased, or give way, we can do little else than mitigate affliction. Even in inflammation of the brain, perhaps the most favourable issue to protracted cerebral irritation, because most under our control; the best treatment is frequently of little avail; the patient either falling an immediate sacrifice to the disorder, or surviving, with the functions of the part permanently impaired.

We cannot, therefore, be too careful to avoid or to correct any cause which may produce a disturbed condition of the circulation of the blood in this particular part. Why this may happen as a consequence of stricture has been before mentioned. Numerous instances of the fact have fallen under my observation, some few of which I subjoin.

CASE I.

Major —, age 45. May 19th, 1823.]—Complained of great giddiness, attended with acute pain in the occipital and frontal regions, especially the former, being sometimes so bad as for minutes to deprive him of his sight. He had also frequent pains in his loins, and the lower part of

the back ; was generally of a costive habit of body, and his motions, which were small in quantity and size, and of unhealthy appearance, passed after considerable straining, accompanied with heat and pain in the rectum. The bowels were occasionally purged, and the discharges accompanied with blood and mucus. He suffered also from indigestion, the smallest quantity of food producing distressing pain in the pit of the stomach. Independently of these annoyances, he was afflicted with *fistula in ano*, which had existed about two months ; and extended up about three inches by the side of the rectum, but did not communicate with it. I recommended an *enema* of tepid water night and morning, mild aperient medicines, with alterative doses of mercury.

June 3d.—He felt himself somewhat better, but his head continued painful. I examined the rectum, and discovered a stricture four inches up, through which a number four passed with difficulty.

June 8th.—The bowels had been daily relieved by the *enema*, his head had been free from pain, and he felt altogether better. I introduced the same bougie, desiring him to retain it as long as he could, and to continue the same plans.

June 12th.—He had continued to improve ; had only a slight giddiness for one hour the last

ten days, though for weeks previously, he had not passed half an hour free from pain. The bowels had been relieved twice each day; the discharge from the fistula was lessened. I increased the size of the bougie to a number five.

June 17th.—He was going on well. The bougie remained up two hours; when withdrawn it was followed by a copious discharge of jelly-like substance. I passed the same with no difficulty, also a number six, which caused some uneasiness.

June 20th.—He had retained the instrument two hours; was getting better; had had no pain or giddiness in the head; and the discharge from the fistula was beginning to lessen. I increased size of the the bougie to a number seven.

June 27th.—He had retained it four hours; upon withdrawing it, some slimy matter, and a quantity of hardened fæces came away. He was better in every respect; had not had the slightest pain or giddiness in the head for twelve days; had discontinued the *enema* for the last three days, the bowels acting regularly without it. With some difficulty I passed a number eight. To discontinue the castor oil.

July 5th.—He had retained the bougie three hours; the bowels had acted fully and freely every day; the discharge from the fistula continued to diminish. I introduced a number eight,

and afterwards tried a number nine, but could not get it through the sigmoid flexure. I again introduced a number eight.

July 10th.—He had retained the bougie two hours; was in all respects better. I succeeded in passing a number nine.

July 15th.—He had kept the instrument up three hours and a half; when it was withdrawn a considerable discharge of jelly-like substance followed. I passed the same bougie.

July 20th.—He had retained it one hour, and continued to go on well in every respect; the fistula discharged scarcely any thing. I passed a number nine, and afterwards a number ten; it caused some pain in passing the sigmoid flexure.

July 25th.—He had had no pain of any description for three weeks past; the bowels acted regularly every day, and the fistula was evidently healing; his general health and appearance were visibly altered for the better. As he was compelled to leave town to join his regiment, I advised him to pass the same bougie (number ten) every fifth or sixth day, occasionally to use the *enema*, and to pay the strictest attention to his general health.

Oct. 27th, 1824.—This gentleman told me he had enjoyed uninterrupted good health ever since the period of my attending him; the fistula gra-

dually lessened, till at last, without any application being made to it, it got perfectly well. His bowels acted every day fully and freely without medicine; he passed a number eight bougie every ten or twenty days.

July, 1827.—I received an account of this patient, his health had been uninterruptedly good ever since I took my leave of him.

CASE II.

—, Esq. age 60. Aug. 31st, 1822.]—Complained of acute pain in the head, particularly at the back part, attended with giddiness, which he had experienced more or less for years past, of pain in his chest, with heat and soreness in the stomach after eating; and of pain through the region of the colon, and at the lower part of the sacrum. His bowels, which in general were confined, were much relaxed, and a quantity of blood and slime passed in his motions; his countenance was sallow, and he was altogether much out of health. He had consulted a variety of medical men, the majority of whom decided that he laboured under disease of the liver, for which he had taken great quantities of mercury. I advised alterative doses of mercury; occasional

doses of lenitive electuary, the use of bitters three hours after each of his meals, together with an *enema* night and morning. He followed up this plan for nearly six weeks, with benefit; it was, however, gradually relinquished, when he relapsed into his former condition; his head again became painful, and he was nervous in the extreme.

Nov. 4th.—Under these circumstances, I examined the rectum. It was with difficulty I could get a large bougie through the orifice, owing to the irritability, and the thickening of the sphincter; I passed it about five inches up, but could not get it any farther. The same thing occurred with the different sizes down to a number four, which passed the stricture, and on to the sigmoid flexure, at which point I encountered a second obstruction; through this I could only introduce a number two. I advised attention to diet; castor oil occasionally, and an *enema* every morning.

Nov. 7th.—By the use of the *enema* he had managed to get his bowels relieved each day. His head had been very bad. I introduced the same bougie with tolerable facility.

Nov. 8th.—It had been up only twenty minutes, when inclination for relief from the bowels compelled him to remove it; much offensive motion

followed. With some difficulty I introduced a bougie of larger size.

Nov. 9th.—The bowels had been relieved without any aperients; the bougie remained up half an hour. I passed the same instrument, which, though I did not encounter any material obstruction, gave him considerable uneasiness.

Nov. 11th.—Each *enema* had relieved the bowels; his head had been painful all day; the bougie remained up ten minutes. I passed a number four; it caused distressing pain, particularly at the sigmoid flexure, where the spasm was considerable.

Nov. 12th.—The bougie had remained up ten minutes; the bowels had been a good deal disturbed by a profuse diarrhœa. I introduced the same instrument; it created great uneasiness through the whole bowel.

Nov. 14th.—The bowels had been much irritated; he was compelled to remove the instrument almost immediately. Judging that the extreme irritability of the bowels arose, in a great degree, from the too frequent use of the instrument, I resolved to pass it only every third day.

Nov. 16th.—The bowels had acted daily without medicine; he complained of his head. I passed a number five with trifling annoyance fairly into the colon.

Nov. 20th.—It had remained up three hours;

a large portion of hardened fæces in small lumps came away when it was removed, with a quantity of brown mucus. I introduced number five, also number six, with little difficulty.

Nov. 25th.—He had retained the instrument three hours and a half; quantities of slime and brown mucus came away with it. He felt better in health; had not had any pain in the head during the past week. I passed a number six, also subsequently a number seven; it caused a good deal of uneasiness at the sigmoid flexure. Castor oil in the morning.

Nov. 28th.—The instrument had remained up six hours; he had no pain of any kind; the bowels had acted daily without medicine or the *enema*. I passed the same bougie.

Dec. 3rd.—He had been absent from town the intervening days: his health was wonderfully improved; and he showed me a full-sized healthy motion. I introduced the same bougie, also a number eight; it gave him, however, pain in passing the sigmoid flexure. To discontinue all medicine.

Dec. 8th.—He had gone on comfortably till last night, when he had a very severe attack of pain in the head; had likewise suffered from gripping pains over the whole of the abdomen. I introduced the bougie, but could not get it farther than five inches. I advised an *enema* with twenty

drops of laudanum every night, castor oil occasionally.

Dec. 12th.—The *enema* brought away quantities of fæces and slime; the bowels had also been full acted upon by the oil, though he repeated the dose three times before any effect was produced. I introduced a number eight with little difficulty.

Dec. 18th.—The bougie had remained up two hours; the bowels had been daily relieved, and he had suffered no kind of annoyance; had passed a great quantity of mucus with his motions. I passed the same instrument, and attempted a size larger, but could not succeed in getting it through the sigmoid flexure. I introduced the same again.

Dec. 25th.—The instrument had remained up seven hours. He said he felt perfectly himself; that his bowels acted daily, without any kind of assistance. I increased the size of the bougie to a number nine, which did not give him much pain.

Jan. 12th. 1823.—He had suffered no inconvenience till yesterday, when he had a slight return of giddiness, but his bowels continued to act freely, and the discharges from them were healthy. He had kept the bougie up one hour, when it came away with a considerable quantity of mucus.

Jan. 13th.—He had passed the same instrument for himself and continued to go on well. I saw a motion from his bowels larger than the fullest

sized rectum bougie, and not less than ten or eleven inches in length. I took my leave, advising the occasional use of the bougie.

I did not see this gentleman for several months, when he sent for me in consequence of the bougie having been drawn up so high in the rectum, that he could not extract it. Some time elapsed before I arrived; in the interim he had voided the instrument rolled up like a ball. It gave him most acute pain in passing the sphincter, but he suffered no other inconvenience from the accident.

Nov. 1826.—This patient said he had not enjoyed such health these ten years; that he never took any physic, not requiring it; he occasionally suffered from giddiness, but to nothing like the extent he did prior to seeing me. He passed a bougie himself every month or six weeks.

REMARK.

This case particularly evinces the irritation which may ensue from the too frequent introduction of the bougie.

CASE III.

—, Esq., age 58. Nov. 7th, 1824.]—Complained of pain in the head, with giddiness and

loss of sight ; within the last six months he had fallen down insensible several times. His general health was likewise impaired, he suffered from indigestion ; his bowels were irregular, and the discharges from them were either scanty in quantity, passing in small lumps, or profusely loose, ten or fifteen being voided in the course of the day ; he occasionally passed blood in his motions, and had frequent cramps, with itching about the orifice of the bowel. For the affection of his head, from which he had suffered more or less for years, he had consulted various medical men, most of whom advised purgatives, with occasional loss of blood by cupping. I prescribed mild aperient medicine every other day for a week, with a vegetable diet. He did not, however, experience much benefit ; he was also bled, and cupped in the neck, which for a few days afforded trifling relief. For some time, he would not permit any examination of the rectum. After repeated attacks, he was, however, induced at last to submit to its being done.

May 26th.—In this case, as in the last, there was considerable impediment to the introduction of the instrument, owing to the action of the sphincter, which was much broader than usual. Upon passing the finger into the bowel, I discovered several small tubercles. I introduced

different bougies down to number three, before I could pass one fairly into the colon. There were two obstructions; one at four inches and a half, the other at about eight inches. I advised the *enema* every night; castor oil every other night, and the use of bitters after each meal.

May 30th.—The bowels had been upon the whole rather better, and the giddiness less. I passed the same bougie, and afterwards also a number four. To continue the same plan.

June 4th.—His head had been better, but his bowels were exceedingly confined; the instrument remained up half an hour. I passed the same, and also a number five. Castor oil every night.

June 9th.—His head was better; had had considerable griping pains in his bowels; he retained the bougie three hours and a half. I passed the same instrument, and then a number six.

June 14th.—He was better in every respect; had retained the bougie three hours. I passed the same, and subsequently a number seven. Castor oil every other night.

June 19th.—His head had been painful; the bowels had acted twice daily for three days past; he had retained the bougie two hours. I passed the same bougie, as well as a number eight.

June 25th.—He was going on favourably. He had passed a good deal of brown mucus. I in-

creased the size of the bougie to a number nine. He had retained the former four hours and a half. Castor oil every fourth night.

June 30th.—His head had troubled him the last two days, and the bowels were much purged. Upon inquiry, I found that he had been induced to take a considerable quantity of wine, which had disordered his stomach, and given rise to these annoyances. I was able, nevertheless, with some little difficulty, to introduce a number ten into the colon. It created so much uneasiness at the orifice, that he could not retain it more than ten minutes.

July 5th.—He acknowledged that his general health improved, but he had still, occasionally, trifling giddiness and pain in the head; the bowels acted each day without medicine; he had for some days past discontinued the oil. I introduced the same bougie.

July 16th.—He continued to go on well; had had much pain one day; but attributed it to being compelled to drink a good deal of wine. I passed the same bougie. I now took my leave, requesting he would use the bougie once a week for some time, and pay attention to his general health.

Aug. 23d.—He called upon me to pass a bougie, not liking the trouble; he had neglected to use

one since the period I left him. I passed the instrument easily into the colon, but, as heretofore, it gave him great irritation at the orifice.

Dec. 27th, 1824.—This patient informed me his health had been uniformly better; he had used the instrument occasionally; he seldom suffered from pain in the head, unless after any excess in living.

REMARKS.

In this case the stricture had evidently become permanent; consequently, though the health improved, and the local affection which I considered the result of the disease, became better, the obstruction was never totally removed.

CONCLUSION.

I have thus endeavoured to establish the position with which I set out; to show the extreme prevalence of stricture of the rectum, and the many and dissimilar diseases to which it may give rise.

Although I feel confident of the correctness of the opinions advanced throughout this volume, I trust it will not be inferred that I conceive the

affections to which I have alluded, as being always the result of contraction of the bowel; there are, without doubt, very many such instances as have been enumerated, which have not the remotest connexion with that complaint. It is for the surgeon to form his own judgment, how far those cases upon which he is consulted, may originate in, or be aggravated by, the disorder which is the subject of the present Essay. The principle point, as well as the greatest difficulty in scientific practice, is to discriminate accurately between causes and effects; and it is only by the removal of the former, we can expect effectually to counteract the operations of the latter.

12, Old Broad Street, London,
April, 1833.

affections to which I have alluded, as being always the result of contraction of the bowels; there are, without doubt, very many such instances as have been enumerated, which have not the most connexion with that complaint. It is for the surgeon to form his own judgment how far those cases upon which he is consulted, may originate in, or be aggravated by, the disorder which is the subject of the present Essay. The principle point, as well as the greatest difficulty in scientific practice, is to discriminate accurately between causes and effects; and it is only by the removal of the former, we can expect effectually

LONDON:

WILLIAM HENRY COX, 5, GREAT QUEEN STREET, LINCOLN'S INN FIELDS.

April 1833

