

Nomenclature of diseases : prepared for the use of the medical officers of the United States Marine-Hospital Service / by the supervising surgeon (John M. Woodworth).

Contributors

United States. Public Health Service.
Woodworth, John M. 1837-1879.
Francis A. Countway Library of Medicine

Publication/Creation

Washington : G.P.O., 1878.

Persistent URL

<https://wellcomecollection.org/works/jd68c9dh>

License and attribution

This material has been provided by This material has been provided by the Francis A. Countway Library of Medicine, through the Medical Heritage Library. The original may be consulted at the Francis A. Countway Library of Medicine, Harvard Medical School. where the originals may be consulted. This work has been identified as being free of known restrictions under copyright law, including all related and neighbouring rights and is being made available under the Creative Commons, Public Domain Mark.

You can copy, modify, distribute and perform the work, even for commercial purposes, without asking permission.

**wellcome
collection**

Wellcome Collection
183 Euston Road
London NW1 2BE UK
T +44 (0)20 7611 8722
E library@wellcomecollection.org
<https://wellcomecollection.org>




NOMENCLATURE
OF
DISEASES.


8. Th 3

CUNCTA MEA MECUM



JOSEPH CYRUS STEDMAN





UNITED STATES GOVERNMENT


UNITED STATES NATIONAL ARCHIVES

RECORDS MANAGEMENT SERVICE

GENERAL INVESTIGATION DIVISION

WASHINGTON, D. C. 20535

FORM NO. 101 (REV. 11-15-83)



THE
NOMENCLATURE OF DISEASES

PREPARED

FOR THE USE OF THE MEDICAL OFFICERS

OF THE


UNITED STATES MARINE-HOSPITAL SERVICE

BY THE

SUPERVISING SURGEON-GENERAL

(John M. Woodworth, M. D.)

BEING THE CLASSIFICATION AND ENGLISH-LATIN TERMINOLOGY OF THE PROVISIONAL
NOMENCLATURE OF THE ROYAL COLLEGE OF PHYSICIANS, LONDON.



WASHINGTON:
GOVERNMENT PRINTING OFFICE.
1878.

LIBRARY OF THE MASSACHUSETTS GENERAL HOSPITAL

RECEIVED FROM THE
LIBRARY OF THE MASSACHUSETTS GENERAL HOSPITAL
ON THE 24th DAY OF JUNE 1918

14891

BOSTON MEDICAL
JUN 24 1918
LIBRARY



MASSACHUSETTS GENERAL HOSPITAL

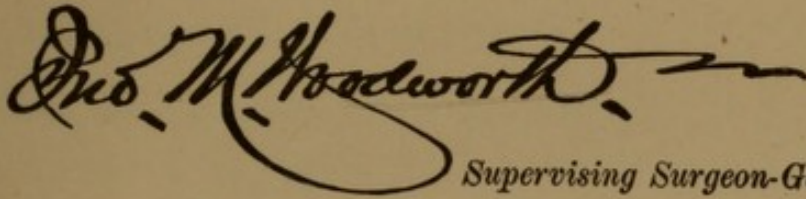
United States Treasury Department,

OFFICE SUPERVISING SURGEON-GENERAL,


MARINE-HOSPITAL SERVICE,

WASHINGTON, D. C., *March 23, 1878.*

Medical Officers of the Marine-Hospital Service will make all official Certificates and Reports of Diseases and Injuries in strict conformity with the Nomenclature of Diseases, and will use the English names.

A handwritten signature in cursive script, reading "Dr. M. Woodworth". The signature is written in dark ink and features a large, sweeping flourish at the end.

Supervising Surgeon-General.



NOTE TO THE SECOND AMERICAN EDITION.

THE Provisional Nomenclature of the Royal College of Physicians of London, adopted in 1874 by the Supervising Surgeon-General, as the official nomenclature for the use of the Medical Officers of the United States Marine-Hospital Service, has met with very general favor in this country, and has become the authoritative standard for many State and municipal health-boards and hospitals.

OFFICE SUPERVISING SURGEON-GENERAL,
March 23, 1878.

LETTERS TO THE EDITOR

REPLY TO THE EDITOR

The Editor of the Journal of the American Medical Association is to be commended for his editorial in the issue of June 15, 1956, regarding the "Medical Profession and the Public." The article is a well-written and thoughtful analysis of the relationship between the medical profession and the public. It is a pity that the article is so long and so complicated that it is difficult to read. The author's argument is that the medical profession has become too self-serving and that it has lost touch with the public. He suggests that the medical profession should be reformed so that it is more accountable to the public. This is a valid concern, but the author's argument is based on a number of assumptions that are not supported by the facts. For example, the author assumes that the medical profession is a monopoly and that it is not subject to competition. This is not true. There are many other health care providers, such as nurses, dentists, and pharmacists, who are also subject to competition. The author also assumes that the medical profession is the only one that is responsible for the health of the public. This is not true. The health of the public is determined by many factors, including diet, exercise, and environment. The medical profession is only one of the factors that influence health. Therefore, the author's argument is based on a narrow and biased view of the health care system. The medical profession is a complex and multifaceted organization that is responsible for the health of the public. It is not a monopoly and it is not self-serving. It is a profession that is dedicated to the service of the public. The author's argument is a simplification of a complex issue and it is not supported by the facts. The medical profession should continue to work to improve the health of the public and to be more accountable to the public. This can be done by increasing transparency, reducing costs, and improving the quality of care. The author's argument is a good starting point for a discussion of the health care system, but it is not a complete solution. The health care system is a complex and multifaceted organization that is responsible for the health of the public. It is not a monopoly and it is not self-serving. It is a profession that is dedicated to the service of the public. The author's argument is a simplification of a complex issue and it is not supported by the facts. The medical profession should continue to work to improve the health of the public and to be more accountable to the public. This can be done by increasing transparency, reducing costs, and improving the quality of care.

PREFACE TO THE ORIGINAL ENGLISH EDITION.

FOR PERFECTING the statistical registration of diseases, with a view to the discovery of statistical truths concerning their history, nature, and phenomena, the want of a generally recognised Nomenclature of Diseases has long been felt as an indispensable condition.

The advantages accruing from accurate statistics of disease are likely to be the greater and the surer in proportion as the field of investigation is the wider.

The statistics of a single town may be instructive; but more instruction will be obtained from the compared statistics of various and many towns. This is alike true of different districts of the same country, and of different countries and climates: and the most instructive sanitary statistics would be those which related to the whole of the inhabited portions of the globe.

For the registration of such statistical facts it is clearly requisite that there should be a uniform Nomenclature of Diseases, co-extensive with the area of investigation; and taking the largest area, the universal globe, the Nomenclature would need to be one that can be understood and used by the educated people of all nations.

Among the great ends of such a uniform Nomenclature must be reckoned that of fixing definitely, for all places, the things about which medical observation is exercised, and of forming a steady basis upon which medical experience may be safely built.

Another main use of the statistical registration of diseases on a wide scale, is that it must tend to throw light upon the causes of disease, many of which causes, when duly recognised, may be capable of prevention, removal, or diminution.

When a general and uniform Nomenclature of Diseases has once been carefully framed, when we are sure that medical observation is occupying itself everywhere with the selfsame diseases, the value of statistical tables becomes very high, as representing the course of events in disease under various circumstances of time, place, season, climate, manners and customs, age, sex, race, and treatment.

This general, or common, or *standard* nomenclature need not be imposed upon every nation and people as its proper nomenclature.

It could not. It would be unintelligible by the people at large, and embarrassing to those by whom the necessary returns must be made. But the nomenclature proper or peculiar to each country, and which may be called its *national* nomenclature, should be readily convertible into the *standard* nomenclature.

The one, or the other, of these standard and national nomenclatures may first be framed by an English (or by any other) Committee, or the two may be framed simultaneously.

The Committee appointed by the Royal College of Physicians of London have prepared a Nomenclature suitable to England, and to all countries where the English language is in common use. For each name they have supplied the corresponding Latin term, which is the language of ancient science, and probably the fittest language for a nomenclature common to all the world; and also the equivalent term in the three modern languages which are the richest in medical learning and literature, the French, the German, and the Italian languages: and in this way they hope to have laid the foundation for a Nomenclature of Diseases in any language extant on the earth.

In the English list of names, it seemed desirable that as little deviation as possible should be made from those employed by the Registrar-General of England; otherwise his settled plans and his forms of returns, which have been followed for thirty years, would require to be remodelled; the comparison of future with past returns would be made difficult and perplexing, if not impossible; and a damaging break would be caused in evidence which becomes more and more trustworthy and valuable, in proportion as it is prolonged and continuous.

Again, it is desirable that all lists should consist, as much as may be possible, of short names—names comprised in one word, or in the fewest words; also, in the nomenclature proper, or national, that they should be names in common and popular use, especially when these are single, or short, and distinctive, and imply no erroneous or doubtful theories.

Names are not necessarily to be excluded, however, merely because they may seem to express only vague or imperfect knowledge; such names as DROPSY, CONVULSIONS, PALSY—disorders which may severally depend upon various and different morbid changes within the body, not always easy of recognition. It has been well observed by Dr. Farr, whose aid has been of great value to the Committee, that the refusal to sanction such terms as these in the registration of diseases 'would have an obvious tendency to encourage reckless conjecture' in making returns.

Some names (as SMALL-POX) speak for themselves: many (as DIPHTHERIA) require to be defined, for the sole purpose, however, of identification: to others (as BRIGHT'S DISEASE) it is expedient, for the same purpose only, to append synonyms.

When fixed names have been given to diseases, their classification becomes a matter of some importance.

A good classification aids and simplifies the registration of diseases; helps towards a more easy comparison and knowledge of them, and towards the storing of experience respecting them; and facilitates the discovery of general principles from the collected, grouped, and compared phenomena.

But a good classification is a very difficult matter.

Diseases might be classified according to their symptoms; to their causes; to their intimate nature; to the tissues, or to the systems of the body, that are affected; or to the parts of the body as they lie anatomically.

After much consideration, the Committee have resolved 'that the proposed classification of diseases should be based upon anatomical considerations.'

In subservience to this anatomical distribution, diseases may also be grouped as being general or local.

General diseases are such as affect the whole frame rather than any special part of it. Local diseases are such as occupy special parts of the body.

General diseases may be conveniently subdivided into two sections, A and B.

Section A comprehends those disorders which appear to involve a morbid condition of the blood, and which present for the most part, but not all of them, the following characters: They run a definite course, are attended with fever, and frequently with eruptions on the skin, are more or less readily communicable from person to person, and possess the singular and important property of generally protecting those who suffer them from a second attack. They are apt to occur epidemically. Of these epidemic visitations, Dr. Farr observes, that they distinguish one country from another, one year from another, have formed epochs in chronology, have decimated armies and disabled fleets, have influenced the fate of cities—nay, of empires.

Section B comprises, for the most part, disorders which are apt to invade different parts of the same body simultaneously or in succession. These are sometimes spoken of as constitutional diseases, and they often manifest a tendency to transmission by inheritance.

THE construction of this Nomenclature has been so long in hand, that it may be proper and not uninteresting to record the circumstances of its origin and progress.

The idea which led to the formation of a general Nomenclature of Diseases originated in a correspondence between Dr. Dumbreck, of the Medical Department of the Army, and Dr. Sibson, respecting the need of such a Nomenclature for use in the Army Medical Service.

But at the *Comitia majora* of the Royal College of Physicians, held on the ninth day of July, 1857, it was resolved, on the motion of Dr. Nairne, in consequence of a letter addressed to the College by the Hospitals Committee of the Epidemiological Society, 'That a Committee be appointed to prepare a Nomenclature of Diseases, and that such Committee have full power to co-operate with other bodies.'

The following Fellows of the College were appointed members of the Committee by the President of the College:—

Dr. Mayo— <i>President</i> .		Dr. Babington.
Dr. Alderson— <i>Treasurer</i> ,		Dr. Addison.
now <i>President</i> .		Dr. Nairne.
Dr. Hawkins— <i>Registrar</i> .		Dr. Barker.
Dr. Jeaffreson,	} <i>Censors</i> .	Dr. Budd.
Dr. Pitman,		Dr. Gull.
Dr. Bence Jones,		Dr. Baly.
Dr. Risdon Bennet,		Dr. Barclay.
Dr. Munk— <i>Librarian</i> .		Dr. Sibson.
		Dr. Parkes.

At the first meeting of the Committee Dr. Sibson was appointed Secretary.

The following representative members afterwards consented to co-operate in carrying into effect the objects of the Committee:—

Mr. Stanley, President of the Royal College of Surgeons.

Dr. Druitt, Representative of the Master of the Worshipful Society of Apothecaries.

Sir John Liddell, Director-General of the Medical Department of the Navy.

Dr. Logan, C.B., Director-General of the Medical Department of the Army.

Sir J. Ranald Martin, C.B., Physician to the Secretary of State for India in Council

Dr. Farr, Representative of the Registrar-General.

Mr. Simon, Medical Officer of Health, now the Medical Officer of the Privy Council.

Mr. Holmes, Secretary of the Hospitals Committee of the Epidemiological Society.

The meetings of the Committee were suspended in 1858, in consequence of the passing of the Medical Act of that year, and of the alterations thereby rendered necessary in the constitution and regulations of the College.

They were resumed in 1863, and the following members were then or subsequently added to the Committee:—

Sir Thomas Watson, Bart., President of the Royal College of Physicians.

Mr. Luke, President of the Royal College of Surgeons

Dr. Bryson, R.N., C.B., Director-General of the Medical Department of the Navy.

Dr. Balfour, Deputy Inspector-General of Hospitals, and Head of the Statistical Branch at the Army Medical Board.

Dr. Stark, Representative of the Registrar-General of Scotland.

Dr. N. M. Burke, Representative of the Registrar-General of Ireland.

Dr. Mackay, R.N., Deputy Inspector-General of Hospitals and Fleets.

Mr. Moore, Surgeon to the Middlesex Hospital.

Dr. C. J. B. Williams.

Dr. Quain.

Dr. Barlow.

Dr. Kirkes.

Dr. Arthur Farre.

Dr. Wilks.

Dr. Black.

Dr. Bristowe.

Dr. Frederic Weber.

Dr. Henry Thompson.

Dr. Charles West.

Dr. Hermann Weber.

Dr. Chambers.

Dr. Gueneau de Mussy.

Dr. Monro.

Dr. McWilliam.

Dr. George Johnson.

A classification sub-committee was formed, consisting of—

Sir Thomas Watson, Bart.

Dr. C. J. B. Williams.

Dr. Farr.

Dr. Quain.

Mr. Simon.

Mr. Holmes.

Dr. Barclay.

Dr. Sibson

Dr. Balfour.

A definition sub-committee was also formed, consisting of—

Dr. Barlow.	Dr. Sibson.
Dr. Arthur Farre.	Dr. Parkes.
Dr. West.	Dr. Kirkes.
Dr. Chambers.	Dr. Wilks.
Dr. Monro.	Dr. Bristowe.
Dr. George Johnson.	Mr. Moore.
Dr. Barclay.	Mr. Holmes.
Dr. Balfour.	

Mr. Gaskill and Dr. Nairne (Commissioners in Lunacy) attended the meetings of the Committee when the subject of *INSANITY* was under consideration.

Mr. Cartwright and Mr. Tomes attended the meetings of the Committee when the diseases of the *TEETH* were under consideration.

The Latin Nomenclature was prepared by Dr. Henry Thompson, and revised by Dr. Black.

The French Nomenclature was prepared by Dr. Gueneau de Mussy.

The German Nomenclature was drawn up by Dr. Hermann Weber, and revised by Dr. Frederic Weber.

The Italian Nomenclature was drawn up by Dr. Frederic Weber, and was revised by Professor Pacini of Florence, at the personal request of Dr. Farr, and by Professor Polli of Milan.

The List of Deformities was drawn up by Dr. Arthur Farre.

The Botanical Terms were revised by Dr. Hooker.

The entire work has been edited by the Secretary, Dr. Sibson.

Dr. Barclay took part with the Secretary in editing the whole of the Nomenclature, but more especially the Medical portion.

The Surgical portions of the Nomenclature were prepared, and, in conjunction with the Secretary, edited by Mr. Moore and Mr. Holmes.

Official changes during the period of the existence of the Committee led also to the introduction into it of the following additional members:—

Mr. Partridge, as President of the Royal College of Surgeons; and

Dr. Birkett,	Dr. Herbert Davies,
Dr. Owen Rees,	Dr. Guy,
Dr. Handfield Jones,	Dr. Peacock,
Dr. Basham,	Dr. Wegg,

as Censors of the College.

Dr. Alderson's first official act, after his election as President of the College, was to appoint Sir Thomas Watson Chairman of the Committee.

THOMAS WATSON, *Chairman.*

CONTENTS.

	PAGE.
GENERAL DISEASES (A).....	3
GENERAL DISEASES (B).....	7
(ARRANGEMENT OF NON-MALIGNANT TUMOURS AND CYSTS).....	11
LOCAL DISEASES.....	16
ARRANGEMENT OF LOCAL DISEASES.....	16
DISEASES OF THE NERVOUS SYSTEM.....	18
DISEASES OF THE BRAIN AND ITS MEMBRANES.....	18
" " SPINAL CORD AND ITS MEMBRANES.....	19
" " NERVES	20
FUNCTIONAL DISEASES OF THE NERVOUS SYSTEM.....	21
DISORDERS OF THE INTELLECT.....	22
DISEASES OF THE EYE.....	23
DISEASES OF THE CONJUNCTIVA	23
" " CORNEA	24
" " SCLEROTIC.....	24
" " IRIS	24
" " CHOROID AND RETINA.....	25
" " VITREOUS BODY.....	25
" " LENS AND ITS CAPSULE.....	25
GENERAL AFFECTIONS OF THE EYE.....	25
VARIOUS DEFECTS OF SIGHT.....	26
DISEASES OF THE LACHRYMAL APPARATUS.....	26
" " EYELIDS	26
" WITHIN THE ORBITS.....	27

	PAGE.
DISEASES OF THE EAR.....	27
DISEASES OF THE AURICLE.....	27
“ “ EXTERNAL MEATUS.....	28
“ “ MEMBRANA TYMPANI.....	28
“ “ EUSTACHIAN TUBE.....	28
“ “ TYMPANUM.....	28
“ “ INTERNAL EAR.....	29
DISEASES OF THE NOSE.....	29
DISEASES OF THE CIRCULATORY SYSTEM.....	30
DISEASES OF THE HEART AND ITS MEMBRANES.....	30
DISEASES OF THE PERICARDIUM.....	30
“ “ ENDOCARDIUM.....	30
“ “ MUSCULAR STRUCTURE OF THE HEART.....	31
DISEASES OF THE BLOOD VESSELS.....	32
DISEASES OF THE ARTERIES.....	32
“ “ VEINS.....	34
DISEASES OF THE ABSORBENT SYSTEM.....	35
DISEASES OF THE BRONCHIAL GLANDS.....	36
DISEASES OF DUCTLESS GLANDS.....	36
DISEASES OF THE THYROID GLAND.....	36
“ “ THYMUS GLAND.....	37
“ “ SUPRA-RENAL CAPSULES.....	37
DISEASES OF THE RESPIRATORY SYSTEM.....	37
DISEASES OF THE RESPIRATORY SYSTEM, NOT STRICTLY LOCAL.....	37
DISEASE OF THE NOSTRILS.....	37
DISEASES OF THE LARYNX.....	37
“ “ TRACHEA AND BRONCHI.....	38
“ “ LUNG.....	39
“ “ PLEURA.....	40
“ “ MEDIASTINUM.....	41
“ “ BRONCHIAL GLANDS.....	41
DISEASES OF THE DIGESTIVE SYSTEM.....	42
DISEASES OF THE LIPS.....	42
“ “ MOUTH.....	42
“ “ JAWS, INCLUDING THE ANTRUM.....	43

DISEASES, MALFORMATIONS, AND INJURIES OF THE TEETH, GUMS, AND ALVEOLI	43
DISEASES OF THE DENTAL TISSUE	43
" " " PULP	43
" " " PERIOSTEUM	44
" " GUMS	44
" " ALVEOLI	44
SPECIFIC DISEASES AFFECTING THE DENTAL PERIOSTEUM, GUMS, OR ALVEOLI	44
IRREGULAR DENTITION	45
DISEASES OF THE TONGUE	46
" " FAUCES AND PALATE	47
" " PHARYNX	48
" " SALIVARY GLANDS	49
" " ŒSOPHAGUS	49
" " STOMACH	49
" " INTESTINES	50
" " RECTUM AND ANUS	52
" " LIVER	54
" " HEPATIC DUCTS AND GALL BLADDER	55
" " PANCREAS	55
" " SPLEEN	55
" " PERITONEUM	56
" " MESENTERIC GLANDS	56
DISEASES OF THE URINARY SYSTEM	57
DISEASES OF THE KIDNEY	57
" " BLADDER	58
(DISEASES OF THE PROSTATE GLAND	60
GONORRHOEA AND ITS COMPLICATIONS)	60
DISEASES OF THE MALE URETHRA	61
DISEASES OF THE GENERATIVE SYSTEM	62
DISEASES OF THE MALE ORGANS OF GENERATION	62
DISEASES OF THE PENIS	62
" " SCROTUM	62
" " CORD	62
" " TUNICA VAGINALIS	63
" " TESTICLE	63

	PAGE
DISEASES OF THE FEMALE ORGANS OF GENERATION IN THE UNIMPREGNATED STATE.....	64
DISEASES OF THE OVARY.....	64
" " FALLOPIAN TUBE.....	65
" " BROAD LIGAMENT.....	65
" " UTERUS, INCLUDING THE CERVIX.....	65
" " VAGINA.....	66
" " VULVA.....	67
FUNCTIONAL DISEASES.....	68
AFFECTIONS CONNECTED WITH PREGNANCY....	
DISORDERS OF THE NERVOUS SYSTEM.....	68
" " CIRCULATORY SYSTEM.....	69
" " RESPIRATORY SYSTEM.....	69
" " DIGESTIVE SYSTEM.....	69
" " URINARY SYSTEM.....	70
" " GENERATIVE SYSTEM.....	70
AFFECTIONS CONNECTED WITH PARTURITION.....	71
" CONSEQUENT ON PARTURITION.....	73
DISEASES OF THE FEMALE BREAST.....	75
DISEASES OF THE MALE MAMMILLA.....	77
DISEASES OF THE ORGANS OF LOCOMOTION.....	77
DISEASES OF BONES.....	77
" JOINTS.....	78
" THE SPINE.....	79
" THE MUSCULAR SYSTEM.....	80
DISEASES OF THE MUSCLES.....	80
" " TENDONS.....	81
" " APPENDAGES OF MUSCULAR SYSTEM.....	82
DISEASES OF THE CELLULAR TISSUE.....	82
DISEASES OF THE CUTANEOUS SYSTEM.....	83
(PARASITIC DISEASES OF THE SKIN).....	88
CONDITIONS NOT NECESSARILY ASSOCIATED WITH GENERAL OR LOCAL DISEASES.....	90

	PAGE.
POISONS	90
METALS AND THEIR SALTS	90
CAUSTIC ALKALIES	91
METALLOIDS	91
ACIDS	91
VEGETABLE POISONS	91
ANIMAL "	94
GASEOUS "	94
MECHANICAL IRRITANTS	95
POISONED WOUNDS	95
INJURIES.	
GENERAL INJURIES	96
LOCAL INJURIES	97
INJURIES OF THE HEAD AND FACE	97
A. OF THE HEAD	97
B. " FACE	98
INJURIES OF THE EYE	98
" " NECK	100
" " CHEST	101
" " BACK	102
" " ABDOMEN	102
" " PELVIS	103
" " UPPER EXTREMITIES	104
" " LOWER "	106
" " ABSORBENT SYSTEM	108
" NOT CLASSIFIED	108

	PAGE.
APPENDIX	109
SURGICAL OPERATIONS	109
OPERATIONS ON THE EYE AND ITS APPENDAGES	109
OPERATIONS ON THE EYELIDS	109
" " OTHER APPENDAGES OF THE EYE	109
" " EYEBALL	109
OPERATIONS ON ARTERIES	110
" " ANEURISMS	110
" " VEINS	111
" FOR HÆMORRHAGE	111
" ON JOINTS	111
" " BONES	112
AMPUTATIONS	112
REMOVAL OF TUMOURS	113
" " FOREIGN BODIES	113
" " CALCULI	113
INCISIONS	114
REPARATIVE OPERATIONS	115
OPERATIONS NOT CLASSIFIED	116
HUMAN PARASITES	118
ENTOZOA	118
CLASS A. CÆLELMINTHA	118
" B. STERELMINTHA	119
" C. ACCIDENTAL PARASITES	120
ECTOZOA	120
ENTOPHYTA AND EPIPHYTA	120
CONGENITAL MALFORMATIONS	122
MALFORMATIONS RESULTING FROM INCOMPLETE DEVELOP- MENT OR GROWTH OF PARTS	122
OF THE BODY GENERALLY	122
" NERVOUS SYSTEM	122
" ORGANS OF SPECIAL SENSE	122

	PAGE.
OF THE VASCULAR SYSTEM	123
“ RESPIRATORY SYSTEM.....	123
“ DIGESTIVE SYSTEM.....	123
“ URINARY SYSTEM.....	124
“ MALE ORGANS OF GENERATION.....	124
“ FEMALE ORGANS OF GENERATION.....	124
MALFORMATIONS RESULTING FROM INCOMPLETE COALES- CENCE OF THE LATERAL HALVES OF PARTS WHICH SHOULD BECOME CONJOINED.....	124
A. ON THE ANTERIOR MEDIAN PLANE	124
B. “ POSTERIOR “ “	125
MALFORMATION RESULTING FROM COALESCENCE OF THE LATERAL HALVES OF PARTS WHICH SHOULD REMAIN DIS- TINCT	125
MALFORMATIONS RESULTING FROM THE EXTENSION OF A COMMISSURE BETWEEN THE LATERAL HALVES OF PARTS (CAUSING APPARENT DUPLICATION).....	125
MALFORMATIONS RESULTING FROM REPETITION OR DUPLI- CATION OF PARTS IN A SINGLE FŒTUS	125
MALFORMATIONS RESULTING FROM THE COALESCENCE OF TWO FŒTUSES OR OF THEIR PARTS.....	126
CONGENITAL DISPLACEMENTS AND UNUSUAL POSITION OF PARTS OF THE FŒTUS.....	126
DISEASES, MANIFESTED AT OR AFTER BIRTH,.....	126

INDEX.....	129
------------	-----

EXTRACT FROM THE

[The text in this section is extremely faint and illegible, appearing as a series of light-colored lines and shapes against the aged paper background.]

EXPLANATIONS.

THOSE DISEASES only have been defined which seemed to require it; and the definitions have been framed for the purpose of *identification* only, not as explanations of the phenomena of disease.

The words 'tending to' have always been applied to an event which is natural and probable, but not inevitable: 'resulting in' to an event which is inevitable, if the disease runs its natural course.

With a view to facilitate the registration of disease in accordance with this Nomenclature, the following explanations are offered:

By turning to the Alphabetical Index, the name of any disease may be readily found.

In the body of the work the name of each disease is preceded by a distinguishing number, and as a rule is printed in Roman letters, but in exceptional cases in *Italics*. [In a few cases the 'distinguishing number' has been repeated. In this edition, to avoid possible confusion from the use of asterisks and obelisks for double purposes, the repeated number is followed by an Italic letter, as 73, 73*a*, on p. 19; 497, 497*a*, 497*b*, on p. 53, &c. The nonpareil letters and numbers affixed to the reference numbers of names printed in *Italics* indicate varieties, as (101*b*) on p. 5 refers to '101. Neuralgia,' on p. 21, and to Variety '*b*. Brow Ague,' on p. 22.—W.]

Whenever such exception is observed, the disease thus printed in *Italics* should not be registered among the local or other affections with which it appears, but under the class to which its special number refers it, and, as regards the organ in which it may be seated, in the order particularised at p. 9.

In short, the local manifestations of general diseases are to be returned, not among local, but among general diseases.*

Where varieties are observable in the forms of disease, such varieties are indicated by their being 'indented,' *i. e.*, printed below and somewhat to the right of the principal heading, each being preceded by a

* For example, in the list of diseases of the stomach given at p. 49, Cancer of that organ is included, but it is distinguished by *Italics*. And in making returns it should be placed among other cancerous affections, to which the prefixed number between brackets [24] refers it. If such return should include similar affections of other parts, the position assigned to the disorders of the stomach, in relation to other organs, is determined by consulting the list given at p. 9.

distinguishing letter. Such lists are given by way of example, and are not to be regarded as exhaustive.

Diseases should only be returned under such general names as 'Dropsy,' 'Convulsions,' 'Palsy,' when the morbid conditions upon which they depend are unknown; but when the cause has been ascertained, the case should be registered under the head of the primary disease, the secondary affections being also specified.

Non-malignant Tumours and Cysts have not been numbered for reasons stated at p. 11.

Surgical Operations, Parasites and Malformations are placed in an Appendix.

Notes in explanation of particular cases are given in various parts of the work.

Headache and analogous affections, being merely symptoms of constitutional or local diseases, are not included in this Nomenclature.

Arrangement of Local Diseases.

The attention of those making use of this Nomenclature is especially called to the 'Arrangement of Local Diseases' given at p. 16. That list, which occupies scarcely two pages, includes nearly all the important forms of disease which affect the various organs, and is therefore a key to the general arrangement of those diseases adopted throughout the work.

Latin Version.

In the Latin Version the translators have kept the following purposes steadily in view. They have endeavoured to avoid as far as possible, all barbarous, ill-formed, and unnecessarily coined words; and they have taken for their standard the best writers of the Roman period, especially Celsus. To this must be ascribed the occasional deviations from the usages of modern Latin, and the discrepancies which here and there occur between the Latin version and the corresponding terms in the English Nomenclature.

Faint, illegible text at the top of the page, possibly a header or introductory paragraph.

Second block of faint, illegible text, appearing as several lines of a paragraph.

Third block of faint, illegible text, continuing the narrative or list.

Fourth block of faint, illegible text, located in the lower half of the page.

Fifth block of faint, illegible text at the bottom of the page, possibly a conclusion or footer.

COLLECTOR OF DISKS

NOMENCLATURE OF DISEASES.

GENERAL INDEX

1880-1889

1880-1889
1880-1889
1880-1889

1880-1889
1880-1889
1880-1889

1880-1889
1880-1889
1880-1889

1880-1889
1880-1889
1880-1889

1880-1889
1880-1889
1880-1889

1880-1889
1880-1889
1880-1889



GENERAL DISEASES.

(MORBI CORPORIS UNIVERSI.)

A.

1. Small-pox. (Variola.)

Group A [unmodified]. (*Species A.*—Simplex.)

Group B [modified]. (*Species B.*—Modificata.) *Definition*: Pustules cut short in their development by vaccination or previous attack of Small-pox.

Varieties, applicable to both groups:

- a. Confluent. (V.—Confluens.) *Definition*: Pustules running together over the greater part of the body.
- b. Semi-confluent. (V.—Semiconfluens.)
- c. Distinct. *Synonym*, Discrete. (V.—Discreta.) *Definition*: All the pustules separate.
- d. Abortive. *Synonym*, Varicelloid. (V.—Curta. *Idem valet* Vari-celliformis.) *Definition*: Comparatively few pustules, the general eruption scarcely passing beyond the stage of vesicle.

Subordinate Varieties:

- e. Petechial. (V.—Petechialis.)
 - f. Hæmorrhagic. (V.—Hæmorrhagica.) *Definition*: Blood effused into the vesicles or pustules, with a tendency to hæmorrhage from the mucous surfaces.
 - g. Corymbose. (V.—Corymbosa.) *Definition*: Some of the pustules assume the form of clusters, like a bunch of grapes (*corymbus*). This is a rare variety of the disease.
2. Cow-pox. (Vaccinia.)
 3. Chicken-pox. (Varicella.)
 4. Measles. (Morbilli.)
 5. Scarlet fever. *Synonym*, Scarlatina. (Febris rubra.)

Varieties:

- a. Simple. (V.—Simplex.) *Definition*: A scarlet rash, with redness of the throat, but without ulceration.
- b. Anginose. (V.—Anginosa.) *Definition*: A more severe form of the disease with redness and ulceration of the throat, and a tendency to the formation of abscess in the neck.

c. Malignant. (V.—Maligna.) *Definition*: The throat tends to slough; the scarlet rash is scarcely, if at all, visible; petechiæ are often seen on the surface, and the fever is of a low form.

Note.—Scarlet fever occurs occasionally without any rash or sore throat being observed.

6. Dengue. (Denguis.) *Definition*: An ephemeral continued fever or febricula, characterised by frontal headache, and by severe pains in the limbs and trunk, and sometimes by an eruption, resembling that of measles, over the body; occurring in the West Indies.

7. Typhus fever. (Typhus.) *Definition*: A continued fever, characterised by great prostration, and a general, dusky, mottled rash, without specific lesion of the bowels.

8. Cerebro-spinal fever. *Synonyms*, Malignant purpuric fever; Epidemic cerebro-spinal meningitis. (Febris cerebrospinalis. *Idem valet* Febris purpurea pestifera. Meningitis epidemica cerebrospinalis.) *Definition*: A malignant epidemic fever attended by painful contraction of the muscles of the neck, and retraction of the head. In certain epidemics it is frequently accompanied by a profuse purpuric eruption, and, occasionally, by secondary effusions into certain joints. Lesions of the brain and spinal cord and their membranes are found on dissection.

9. Enteric fever. *Synonym*, Typhoid fever. (Febris enterica. *Idem valet* Febris typhodes.) *Definition*: A continued fever, characterised by the presence of rose-coloured spots, chiefly on the abdomen, and a tendency to diarrhœa, with specific lesion of the bowels.

Enteric fever occurring in the child is often named Infantile remittent fever. (Febris infantium remittens.)

Note.—Fever symptomatic of worms, teething, or other sources of irritation should not be included under this head.

10. Relapsing fever. (Febris recidiva.) *Definition*: A continued fever of short duration, characterised by absence of eruption, and an abrupt relapse, occurring after an interval of about a week.

11. Simple continued fever. (Febris continua simplex.) *Definition*: Continued fever having no specific character.

12. Febricula. (Febricula.) *Definition*: Simple fever of not more than three or four days' duration.

13. Yellow fever. (Febris flava.) *Definition*: A malignant epidemic fever, usually continued, but sometimes assuming a paroxysmal type, characterised by yellowness of the skin, and accompanied, in the severest cases, by hæmorrhage from the stomach [black vomit], nares, and mouth.

14. Plague. (Pestilentia.) *Definition*: A specific fever, attended with bubo of the inguinal or other glands, and occasionally with carbuncles.

15. Ague. *Synonym*, Intermittent fever. (Febris intermittens.)

Varieties:

a. Quotidian. (V.—Quotidiana.)

b. Tertian. (V.—Tertiana.)

Sub-variety:

Double tertian. (Tertiana duplex.)

c. Quartan. (V.—Quartana.)

Sub-variety:

Double quartan. (Quartana duplex.)

d. Irregular. (V.—Inordinata.)

(101b.) *Brow ague*. (*Neuralgia frontis*.)

16. Remittent fever. (Febris remittens.) *Definition*: A malarious fever, characterised by irregular repeated exacerbations, the remissions being less distinct in proportion to the intensity of the fever. It is accompanied by functional disturbance of the liver, and frequently by yellowness of skin.

Note.—The Malignant local fevers of warm climates (Febres pestiferæ singularum regionum) are usually of this class.

17. Simple cholera. (Cholera simplex.)

18. Malignant cholera. *Synonyms*, Serous cholera; Spasmodic cholera; Asiatic cholera. (Cholera pestifera. *Idem valent* Cholera serosa, Cholera spastica, Cholera Asiatica.) *Definition*: An epidemic disease, characterised by vomiting and purging, with evacuations like rice-water, accompanied by cramps, and resulting in suppression of urine and collapse.

a. Choleraic diarrhœa. (Diarrhœa cholericæ.)

19. Diphtheria. (Diphtheria.) *Definition*: A specific disease, with membranous exudation on a mucous surface, generally of the mouth, fauces, and air passages, or occasionally on a wound.
- a. Diphtheritic paralysis. (Paralysis diphtherica.)
20. Hooping-cough. (Pertussis.)
21. Mumps. (Parotides.) *Definition*: An epidemic and contagious affection of the salivary glands.
22. Influenza. (Catarrhus epidemicus.)
23. Glanders. (Equinia.) *Definition*: An inflammatory affection of the nasal mucous membrane, produced by the contagion of matter from a glandered horse.
24. Farcy. (Farciminum.) *Definition*: An inflammatory affection of the skin and of the absorbent system, produced by the contagion of matter from a horse having glanders or farcy.
25. Equinia mitis. *Synonym*, Grease. (Equinia mitis.) *Definition*: A pustular eruption, produced by the contagion of matter from a horse affected with the grease.
26. Malignant pustule. (Pustula maligna.) *Definition*: A spreading gangrenous inflammation, commencing as a vesicle on exposed skin, attended with peculiar hardness and fœtor, and derived from cattle similarly diseased.
27. Phagedæna. (Phagedæna.) *Definition*: A condition of wounds or ulcers in which they spread with a sloughy surface.
28. Sloughing phagedæna. (Phagedæna putris.) *Definition*: A severe form of phagedæna, in which the slough extends deeper than the surface.
29. Hospital gangrene. (Gangræna nosocomiorum.) *Definition*: Sloughing phagedæna, occurring endemically in hospitals.
30. Erysipelas. (Erysipelas.) *Definition*: Inflammation of the integument, tending to spread indefinitely.

Varieties:

- a. Simple. *Synonym*, Cutaneous. (V.—Simplex. *Idem valet* In summo.)
- b. Phlegmonous. *Synonym*, Cellulo-cutaneous. (V.—Phlegmonodes. *Idem valet* In summo et infra cutem.)
- c. Diffuse inflammation [of cellular tissue.] (V.—Inflammatiō diffusa membranæ cellulosæ.) *Definition*: Inflammation of the cellular tissue, tending to spread indefinitely.

Note I.—In slighter cases, occurring on the surface of the body, diffuse inflammation is identical with phlegmonous erysipelas.

Note II.—In registering cases of phlegmonous erysipelas and of diffuse inflammation arising from injury, surgical operation, or local disease, the cause should be specified.

31. Pyæmia. (Pyæmia.) *Definition:* A febrile affection, resulting in the formation of abscesses in the viscera and other parts.

Note.—In returning cases of pyæmia, specify the affected organs.

32. Puerperal fever. (Febris puerperarum.) *Definition:* A continued fever, communicable by contagion, occurring in connection with childbirth, and often associated with extensive local lesions, especially of the uterine system.

Note.—In returning cases of puerperal fever, the more important local lesions, such as peritonitis, effusions into serous and synovial cavities, phlebitis, and diffuse suppuration, should be specified.

33. Puerperal ephemera. *Synonym,* Weed. (Ephemera puerperarum.) *Definition:* A fever consisting of one or more paroxysms, occurring a few days after delivery, generally attended by diminution of the milk and lochia, and unaccompanied by local lesions.

B.

34. Acute rheumatism. *Synonym,* Rheumatic fever. (Rheumatismus acutus. *Idem valet* Febris rheumatica.) *Definition:* A specific febrile disorder, characterised by non-suppurative inflammation of the fibrous tissues surrounding the joints, of which many are affected at the same time, or in succession.

Sub-acute rheumatism. (Rheumatismus subacutus.)

35. Gonorrhœal rheumatism. (Rheumatismus gonorrhœicus.) *Definition:* An analogous affection, associated with gonorrhœa.

36. Synovial rheumatism. (Rheumatismus synovialis.) *Definition*: A rheumatic affection, in which an accumulation of non-purulent fluid occurs in the synovial sacs, and especially in those of the knee-joints.

37. Muscular rheumatism. (Rheumatismus musculorum.) *Definition*: Pain in the muscular structures, increased by motion.

Local varieties:

a. Lumbago. (V.—Lumbago.)

b. Stiff neck. (V.—Cervix rigida.)

38. Chronic rheumatism. (Rheumatismus longus.) *Definition*: Chronic pain, stiffness and swelling of various joints.

Note.—Cases attended with deposit of urate of soda are to be returned as chronic gout, and those in which there is marked distortion as chronic osteo-arthritis.

39. Acute gout. (Podagra acuta.) *Definition*: A specific febrile disorder, characterised by non-suppurative inflammation, with considerable redness of certain joints—chiefly of the hands and feet, and, especially in the first attack, of the great toe—and attended with excess of uric acid in the blood.

40. Chronic gout. (Podagra longa.) *Definition*: A persistent constitutional affection, characterised by stiffness and swelling of various joints, with deposits of urate of soda.

41. Gouty synovitis. (Inflammatio synovialis podagrica.)

Note.—Retrocedent gout (Podagra retrocedens) is a term applied to cases of gout in which some internal organ becomes affected on the disappearance of the disease from the joints. It should be referred to acute or chronic gout.

42. Chronic osteo-arthritis. *Synonym*, Chronic rheumatic arthritis. (Ostoarthritis longa. *Idem valet* Arthritis rheumatica longa.) *Definition*: An affection characterised by pain, stiffness, and deformity of one or more of the joints, associated with deposition of new bone around them.

43. Syphilis. (Syphilis.)

A. Primary syphilis. (Syphilis primigenia.) *Definition*: Syphilis while limited to the part inoculated, and the lymphatic glands connected with it.

Varieties:

Hard chancre. (Ulcus venereum durum.)

Indurated bubo. (Inguen induratum.)

Soft chancre. (Ulcus venereum molle.)

Suppurating bubo. (Inguen suppurans.)

Phagedænic sore. (Ulcus phagedænicum.)

Sloughing sore. (Ulcus putre.)

B. Secondary syphilis. (Syphilis secundaria.) *Definition*: Syphilis when it affects parts not directly inoculated.

Tertiary syphilis (Syphilis inveterata) is a term sometimes applied to the later symptoms, when separated by an interval of apparent health from the ordinary secondary syphilis.

c. Hereditary syphilis. (Syphilis ingenita.) *Definition*: Constitutional syphilis of the child, derived during foetal life from one of the parents.

1. *Local syphilitic affections. (Mala syphilitica partium singularum.)

44. Cancer. *Synonym*, Malignant disease. (Carcinoma. *Idem valet* Morbus malignus.) *Definition*: A deposit or growth that tends to spread indefinitely into the surrounding structures, and in the course of the lymphatics of the part affected, and to reproduce itself in remote parts of the body.

* In returning local syphilitic affections, specify whether the case be one of primary syphilis, secondary syphilis, syphilitic deposit, or syphilitic inflammation.

Local syphilitic affections, local cancer, local colloid, and local scrofulous affections are to be returned in the following order:—

- | | | |
|--------------------------|-------------------------------------|--------------------------|
| 1. Brain. | 24. Lips. | 45. Kidney. |
| 2. Spinal cord. | 25. Mouth. | 46. Bladder and urethra. |
| 3. Nerve. | 26. Cheek. | 47. Prostate gland. |
| 4. Eye. | 27. Jaws. | 48. Penis. |
| 5. Eyelid. | 28. Gum. | 49. Scrotum. |
| 6. Orbit. | 29. Tongue. | 50. Testicle. |
| 7. Auricle. | 30. Fauces. | 51. Ovary. |
| 8. Internal ear. | 31. Tonsils. | 52. Fallopien tube. |
| 9. Face. | 32. Salivary glands. | 53. Uterus. |
| 10. Nose. | 33. Pharynx. | 54. Vagina. |
| 11. Pericardium. | 34. Oesophagus. | 55. Vulva. |
| 12. Heart. | 35. Stomach. | 56. Female breast. |
| 13. Lymphatics. | 36. Intestines. | 57. Male mammilla. |
| 14. Lymphatic glands. | 37. Rectum. | 58. Bone. |
| 15. Bronchial glands. | 38. Anus. | 59. Skull. |
| 16. Thyroid gland. | 39. Liver. | 60. Joint. |
| 17. Thymus gland. | 40. Hepatic ducts and gall bladder. | 61. Spine. |
| 18. Supra-renal capsule. | 41. Pancreas. | 62. Muscle. |
| 19. Larynx. | 42. Spleen. | 63. Tendon. |
| 20. Bronchi. | 43. Peritoneum. | 64. Fascia. |
| 21. Lungs. | 44. Mesenteric glands. | 65. Cellular tissue. |
| 22. Pleura. | | 66. Skin. |
| 23. Mediastinum. | | |

Note I.—In returning cases of cancer in more than one organ, specify in which the disease is primary and in which secondary.

Note II.—State also the kind and duration of the disease in each case, and the nature of all operations, with their dates and results.

Varieties :

- a. Scirrhus. *Synonym*, Hard cancer. (V.—Scirrhus. *Idem valet* Carcinoma durum.) *Definition*: Cancer characterised by hardness of the primary tumour, and by a tendency to draw to itself the neighbouring soft structures. When ulcerated, the sore is commonly deep, uneven, and bounded by a thick, everted hard edge.
- b. Medullary cancer. *Synonym*, Soft cancer. (V.—Carcinoma medullosum. *Idem valet* Carcinoma molle.) *Definition*: Cancer characterised by a smoothly-lobed surface, soft irregular consistence, great vascularity, and usually rapid growth and reproduction. When ulcerated, it protrudes in large masses, which bleed copiously.
- Fungus hæmatodes (Fungus hæmatodes) is a term applied to some cases of medullary cancer, which are more than usually vascular.
- Hard encephaloid (Carcinoma encephaloides durum) is a designation sometimes applied to medullary cancers of unusually firm consistence. These two forms of the disease should be returned under the title of medullary cancer.
- c. Epithelial cancer. *Synonyms*, Cancroid; Epithelioma. (V.—Carcinoma epitheliosum. *Idem valet* Morbus cancriformis, Epithelioma.) *Definition*: Cancer characterised by its occurrence chiefly in parts naturally supplied with epithelium, and by the resemblance of its cells to those of the epithelium.
- d. Melanotic cancer. *Synonym*, Melanosis. (V.—Carcinoma nigrum. *Idem valet* Melanosis.) *Definition*: A cancer characterised by the presence of pigment.
- e. Osteoid cancer. (V.—Carcinoma ostoides.) *Definition*: A tumour usually commencing in the bones, consisting almost entirely of bone, and followed by similar growths in the glands and viscera.

Note.—Cancer in mucous membranes, when covered by a villous growth, has received the name of Villous cancer. (Carcinoma villosum.)

1. Local cancer.* (Carcinoma partium singularum.)

45. Colloid. *Synonyms*, Colloid cancer; Alveolar cancer. (Morbus collodes. *Idem valet* Carcinoma alveolare.) *Definition*: A new growth, a great part of which is formed of transparent or gelatinous substance.

1. Local colloid.† (Morbus collodes partium singularum.)

ARRANGEMENT OF NON-MALIGNANT TUMOURS AND CYSTS.

(TUMORES NON MALIGNI. CYSTES NON MALIGNÆ.)

In order that the malignant and non-malignant growths may appear together, the non-malignant tumours and cysts are inserted here. They should, however, be returned among the local diseases, under 'Non-malignant tumours,' and they are not, therefore, numbered at this place.

Fibrous tumour. (Tumor fibrosus.) *Definition*: A growth, consisting of fibrous tissue, circumscribed, or not invading surrounding structures.

When the tumour contains cysts, it has received the name of Fibrocystic. (Tumor fibrocysticus.)

When it contains earthy matter, it has been named Fibro-calcareous. (Tumor fibrocalcareus.)

When it grows from bone and is partly ossified, it constitutes the non-malignant form of the disease known as Osteo-sarcoma. (Ostosarcoma.)

When it contains involuntary muscle, as when growing in the uterus, it has received the name of Fibro-muscular. (Tumor fibromusculosus.)

When it contains fat, it has been named Fibro-fatty. (Tumor fibroadiposus.)

Other fibrous tumours have been named according to their seat, *e. g.* Neuroma. Painful subcutaneous tumour. (Neuroma. Tumor subcutaneus dolens.)

Fibro-cellular tumour. (Tumor fibrocellulosis.) *Definition*: A growth consisting of loose fibrous or areolar tissue.

Note.—When occurring as a pendulous outgrowth from a mucous surface, it constitutes the chief varieties of Polypus. (Polypus.)

Fibro-nucleated tumour. (Tumor fibronucleosus.) *Definition*: A tumour composed of fibrous tissue, mixed with elongated nuclei.

* In returning cases of local cancer, specify the variety of cancer, by adding, after '44,' the letter *a, b, c, d,* or *e,* according to the nature of the case (see p. 10). They are to be returned in the order specified in the foot-note at page 9.

† Cases of local colloid are to be returned in the order specified in the foot-note at page 9.

Fibro-plastic tumour. (Tumor fibroplasticus.) *Definition*: A rapidly growing tumour, composed in great part of fusiform nucleated cells.

Note.—When the fibro-cellular or fibro-plastic tumour, but more especially the latter, slowly involves the adjacent soft structures, and returns after removal, it has received the name of Recurrent fibroid (Tumor fibrosus repetens.)

Myeloid tumour. (Tumor myelodes.) *Definition*: A tumor growing generally in the ends of the bones, having a red colour, and containing a large proportion of many-nucleated cells.

Fatty tumour. *Synonym*, Lipoma. (Tumor adiposus.)

Osseous tumour. (Tumor osseus.)

a. Of bone. *Synonym*, Exostosis. (Ossis. *Idem valet* Exostosis.)

Varieties:

1. Ivory. (Eberneus.)
2. Cancellated. (Cancellatus.)
3. Diffused. (Diffusus.)

b. Of the soft parts. (Partium molliorum.)

Cartilaginous tumour. *Synonym*, Enchondroma. (Tumor cartilagenosus. *Idem valet* Enchondroma.)

Fibro-cartilaginous tumour. (Tumor fibrocartilagenosus.)

Glandular tumour. *Synonym*, Adenocèle. (Tumor glandulosus. *Idem valet* Adenocèle.) *Definition*: A tumour growing in or near a gland, and more or less perfectly resembling it in structure.

Vascular tumour. (Tumor vasculosus.)

Nævus. (Nævus.)

Sebaceous tumour. (Tumor sebaceus.)

Cholesteatoma. (Cholesteatoma.)

Molluscum. (Molluscum.)

Warty tumour and warts. (Tumor verrucosus et verrucæ.)

Condyloma. (Condyloma.)

Cheloid. (Tumor cheloides.)

Villous tumour. (Tumor villosus.)

Simple or barren cysts. (*Cystes simplices sive infœcundæ.*)

- a. Serous. (*Cystis serosa.*)
- b. Synovial. *Synonym*, Bursal. (*Cystis synovialis. Idem valet Byrsalis.*)
- c. Mucous. (*Cystis mucosa.*)
- d. Suppurating. (*Cystis suppurans.*)
- e. Sanguineous. (*Cystis sanguinea.*)
- f. Hæmorrhagic. (*Cystis hæmorrhagica.*)
- g. Aneurismal. (*Cystis aneurysmica.*)
- h. Oily. (*Cystis oleosa.*)
- i. Colloid or gelatinous. (*Cystis collodes sive glutinosa.*)
- j. Seminal. (*Cystis seminalis.*)

Compound or proliferous cysts. (*Cystes compositæ sive fœcundæ.*)

- a. Complex cystic tumour. *Synonym*, Cysto-sarcoma. (Tumor cysticus multiplex. *Idem valet* Cystisarcoma.)
 - 1. With intracystic growths. (*Intus innascente materia morbida.*)
- b. Cutaneous or piliferous cyst. *Synonym*, Dermoid. (*Cystis cutigera sive pilosa. Idem valet* Dermatodes.)
- c. Dentigerous cyst. (*Cystis dentigera.*)

46. Lupus. (*Lupus.*) *Definition*: A spreading tuberculous inflammation of the skin usually of the face, tending to destructive ulceration.

Varieties:

- a. Chronic lupus. (V.—*Lupus longus.*)
 - b. Lupus exedens. (V.—*Lupus exedens.*) *Definition*: This variety is characterised by the rapidity, depth, and extent of the ulceration, and by appearing in rare cases on other parts than the face.
47. Rodent ulcer. (*Ulcus erodens.*) *Definition*: A destructive ulcer, characterised by the extent and depth to which it spreads in the adjoining structures, and by the absence of preceding hardness, and of constitutional affection.
48. True Leprosy. *Synonym*, Elephantiasis Græcorum. (*Lepræ veræ. Syn. Elephantiasis Græcorum.*)

49. Scrofula. (Struma.) *Definition*: A constitutional disease, resulting either in the deposit of tubercle, or in specific forms of inflammation or ulceration.

Varieties:

- a. Scrofula with tubercle. (Struma cum tuberculis.)
 b. Scrofula without tubercle. (Struma sine tuberculis.)

Note.—The constitutional tendency which has received the name of the Scrofulous Diathesis, (Habitus strumousus,) when unattended by local lesions, is not to be returned as a disease.

1. Local scrofulous affections. (Mala strumosa partium singularum.)
 Tubercular meningitis. (Meningitis tuberculosa.)
 Scrofulous ophthalmia. (Ophthalmia strumosa.)
 Tubercular pericarditis. (Pericarditis tuberculosa.)
 Scrofulous disease of glands. (Morbus strumousus glandularum.)
 Phthisis pulmonalis. (Phthisis pulmonalis.)
 *Hæmoptysis. (Hæmoptysis.)
 Acute miliary tuberculosis. (Tubercula miliaria acuta.)
 Tabes mesenterica. (Tabes mesenterica.)
 Tubercular peritonitis. (Peritonitis tuberculosa.)

Note.—These and all other cases of local scrofulous affection are to be returned in the order specified in the foot-note at page 9.

50. Rickets. (Rachitis.) *Definition*: A constitutional disease of early childhood, manifested by curvature of the shafts of the long bones, and enlargement of their cancellous extremities.
51. Cretinism. (Cretismus.) *Definition*: A condition of imperfect development and deformity of the whole body, especially of the head, occurring in the valleys of certain mountainous districts, and attended by feebleness or absence of the mental faculties and special senses, and often associated with goître.

Varieties:

- a. Complete cretinism. *Synonym*, Incurable cretinism. (Cretismus perfectus. *Idem valet* Cretismus insanabilis.) *Definition*: Cretinism, characterised by idiotcy, deaf-dumbness, deficiency of general sensibility, and absence of the reproductive power.

* When the cause of this affection has been ascertained, the case should be returned under the head of the primary disease, the secondary affection being also specified.

b. Incomplete cretinism. *Synonym*, Curable cretinism. (Cretismus imperfectus. *Idem valet* Cretismus sanabilis.)
Definition: A degree of cretinism in which the mental faculties, though limited, are capable of development, the head is moderately well formed and erect, the special senses, the faculty of speech, and the reproductive powers are present.

52. Diabetes. *Synonym*, Diabetes Mellitus. (Diabetes. *Idem valet* Diabetes mellitus.)

(935^a.) *Ergotism*. (*Ergotismus*.)

53. Purpura. (Purpura.) *Definition*: A disease not usually attended by fever, characterised by purple spots of effused blood, which are not effaced by pressure, and are of small size, except where they run together in patches.

Varieties :

a. Simple. (V.—Simplex.)

b. Hæmorrhagic. (V.—Hæmorrhagica.) *Definition*: The disease when accompanied by hæmorrhage from a mucous surface.

54. Scurvy. (Scorbutus.) *Definition*: A chronic disease, characterised by sponginess of the gums, and the occurrence of livid patches under the skin of considerable extent, which are usually harder to the touch than the surrounding tissue.

55. *Anæmia. (Anæmia.) *Definition*: Deficiency of red corpuscles in the blood.

56. Chlorosis. *Synonym*, Green Sickness. (Chlorosis. *Idem valet* Pallor luteus fœminarum.)

57. *General dropsy. (Anasarca.) *Definition*: An accumulation of serum in the areolar tissue, with or without effusion into the serous cavities.

Note.—Local dropsies, such as ovarian, and effusions into the serous cavities, as hydrothorax or ascites, when not connected with anasarca, should be returned as local diseases.

58. Beri-Beri. (Beriberia.)

* When the cause of this affection has been ascertained, the case should be returned under the head of the primary disease, the secondary affection being also specified.

LOCAL DISEASES.

(MORBI PARTIUM SINGULARUM.)

ARRANGEMENT OF LOCAL DISEASES.

(ORDO MORBORUM.)

The diseases printed in italics are to be returned, not among the local diseases, but under the headings referred to by number.

The Local Diseases have been drawn up in accordance with the following arrangement:

Catarrh. (Catarrhus.)

Inflammation. (Inflammatiō.)

Ulcerative inflammation. (Inflammatiō exulcerans.)

Suppurative inflammation. (Inflammatiō suppurans.)

Plastic inflammation. (Inflammatiō plastica.)

(31.) *Pyæmic inflammation.* (*Inflammatiō pyæmica.*)

Rheumatic inflammation. (Inflammatiō rheumatica.)

Gouty inflammation. (Inflammatiō podagrica.)

(43¹.) *Syphilitic inflammation.* (*Inflammatiō syphilitica.*)

(49¹.) *Scrofulous inflammation.* (*Inflammatiō strumosa.*)

Gonorrhœal inflammation. (Inflammatiō gonorrhœica.)

Gangrene. (Gangræna.)

Passive congestion. (Congestio passiva.)

Extravasation of blood. Hæmorrhage. (Suffusio sanguinis.
Hæmorrhagia.)

Dropsy. (Hydrops.)

Fibrinous deposit. (Fibrina deposita.)

Alteration of dimensions. (*Magnitudo mutata.*)

Dilatation. (*Dilatatio.*)

Contraction. (*Contractio.*)

Hypertrophy. (*Hypertrophia.*)

Atrophy. (*Atrophia.*)

Degeneration. (*Degeneratio.*)

Fatty and Calcareous. *Synonyms*, Atheroma, Ossification. (*Adiposa et calcarea. Idem valent* Atheroma, *Conversio in calcem.*)

Fibroid. (*Fibrosa.*)

Lardaceous disease. *Synonyms*, Amyloid disease, Waxy disease. (*Morbus lardaceus. Idem valent* Morbus amyloides, *Morbus cereus.*)

(43¹.) *Syphilitic disease. (Morbus syphiliticus.)*

(44¹.) *Cancer. (Carcinoma.)*

(45¹.) *Colloid. (Morbus collodes.)*

Non-malignant tumours. (*Tumores non maligni.*)

Cyst. (*Cystis.*)

(49¹.) *Scrofula. (Struma.)*

(49^{1a}.) a. *With tubercle. (Cum tuberculis.)*

(49^{1b}.) b. *Without tubercle. (Sine tuberculis.)*

Parasitic disease. (*Morbus parasiticus.*)

Calculus and concretion. (*Calculus et concreta.*)

Malformation. (*Deformitas ingenita.*)

(992, &c.) *Injury. (Injuria.)*

(1014, &c.) *Foreign body. (Corpus adventitium.)*

Functional diseases. (*Vitia naturalium actionum.*)

The attention of those making use of the Nomenclature is especially called to this 'Arrangement of Local Diseases,' which includes nearly all the important forms of disease that affect the various organs, and is therefore a key to the general arrangement of those diseases adopted throughout the work.

DISEASES OF THE NERVOUS SYSTEM.

(MORBI NERVORUM APPARATUS.)

The diseases printed in *Italics* under this heading, are inserted for the sake of local classification only, and are not to be registered here, but at the place referred to in each instance by number.

DISEASES OF THE BRAIN AND ITS MEMBRANES.

(MORBI CEREBRI MEMBRANARUMQUE.)

59. Encephalitis. (*Encephalitis.*) *Definition:* Inflammation of the brain or of its membranes.

Note.—This term is to be used only when the precise seat of the inflammation has not been ascertained by post-mortem examination.

60. Meningitis. (*Meningitis.*) *Definition:* Inflammation of the membranes of the brain.

1. Inflammation of the dura mater. (*Inflammatiō duræ matris.*)

Note.—This form of inflammation is almost invariably the result of injury or disease of the bones of the skull; in such cases, the injury or disease by which it is caused ought to be specified.

2. Inflammation of the pia mater and arachnoid. (*Inflammatiō piæ matris et membranæ arachnoidis.*)

(49¹.) 3. *Tubercular meningitis.* *Synonym, Acute hydrocephalus.* (*Meningitis tuberculosa.* *Idem valet Hydrocephalus acutus.*)

(8.) *Cerebro-spinal fever.* (*Febris cerebrospinalis.*)

61. Inflammation of the brain. (*Inflammatiō cerebri.*) *Definition:* Inflammation of the brain substance, with or without implication of the membranes, usually partial, and in many cases dependent on local injury, or foreign deposit.

62. Red softening [of the brain.] (*Cerebrum fluidum rubens.*)

63. Yellow softening [of the brain.] (*Cerebrum fluidum flavens.*)

64. Abscess [of the brain.] (*Abscessus cerebri.*)

65. Apoplexy. (*Apoplexia.*)

Varieties:

a. Congestive. (*Ex congestione.*)

b. Sanguineous. *Synonym, Cerebral hæmorrhage.* (*Ex hæmorrhagia.*)

66. Sunstroke. (*Solis ictus.*)

67. Chronic hydrocephalus. (*Hydrocephalus longus.*)

68. Hypertrophy [of the brain.] (*Hypertrophia cerebri.*)

69. Atrophy [of the brain.] (*Atrophia cerebri.*) *Definition:* Diminution of brain substance without induration or softening.

70. White softening [of the brain.] *Synonym*, Atrophic softening. (Cerebrum fluidum albens. *Idem valet* Mollities atrophica.)

Note.—This form of disease is the result of imperfect nutrition, owing to deficient supply of blood, and is in most instances dependent upon mechanical obstruction, or degeneration of the cerebral arteries.

(43¹.) *Syphilitic diseases.* (*Morbus syphiliticus.*)

(44¹.) *Cancer.* (*Carcinoma.*)

71. Fibrous tumour. (Tumor fibrosus.)

72. Osseous tumour. (Tumor osseus.)

(49¹.) *Tubercular deposit.* (*Tubercula deposita.*)

a. *Miliary or granular tubercle.* (*Tubercula miliaria sive granulosa.*)

Note.—To be referred to tubercular meningitis.

b. *Yellow tubercle.* (*Tubercula flava.*)

73. Parasitic disease. (*Morbus parasiticus.*)

Return cases of this class according to the list at p. 119. (Nos. 14, 22.)

73a. Malformations. (*Deformitates ingentæ.*)

Return such cases here according to the list at pp. 122, 126.

74. Diseases of the cerebral arteries. (*Morbi arteriarum cerebri.*)

a. Fatty and Calcareous degeneration. *Synonyms*, Atheroma, Ossification. (*Degeneratio adiposa et calcarea. Idem valent* Atheroma, Conversio in calcem.)

b. Aneurism. (*Aneurysma.*)

c. Impaction of coagula. (*Coagula impacta.*)

1. Thrombosis. [*Local coagulation.*] (*Thrombosis.*)

2. Embolism. [*Coagula conveyed from a distance.*] (*Embolus.*)

DISEASES OF THE SPINAL CORD AND ITS MEMBRANES.

(*MORBI MEDULLÆ ET MEMBRANARUM IN SPINA.*)

75. Inflammation. (*Inflammati.*)

Note.—This term is to be used only when the precise seat of the inflammation has not been ascertained by post-mortem examination.

Varieties:

a. Spinal meningitis. (*V.—Meningitis spinalis.*) *Definition:* Inflammation of the membranes of the spinal cord.

b. Myelitis. (V.—Myelitis.) *Definition*: Inflammation of the substance of the spinal cord.

76. Hæmorrhage [Spinal.] *Synonym*, Spinal apoplexy. (Hæmorrhagia spinalis. *Idem valet* Apoplexia spinalis.)

77. Atrophy [Spinal.] *Synonym*, Tabes dorsalis. (Atrophia spinalis. *Idem valet* Tabes dorsalis.)

78. White softening [of the Spinal cord.] (Medulla fluida albens.)

(44¹.) *Cancer*. (*Carcinoma*.)

79. Non-malignant tumours. (Tumores non maligni.)

Return such tumours here according to the list at p. 11.

80. Malformations. (Deformitates ingenitæ.)

Return such cases here according to the list at p. 125

a. Spina bifida. (Spina bifida.)

DISEASES OF THE NERVES.

(MORBI NERVORUM.)

81. Inflammation. (Inflammatiō.)

82. Atrophy. (Atrophia.)

(44¹.) *Cancer*. (*Carcinoma*.)

83. Neuroma. (Neuroma.) *Definition*: A fibrous tumour, of innocent nature, growing on or between the fasciculi of a nerve.

84. *Paralysis. (Paralysis.)

(108.) 1. *Paralysis of the insane*. *Synonym*, *General paralysis*. (*Paralysis insanorum*. *Idem valet* *Paralysis ex toto*.)

85. 2. *Hemiplegia. (Hemiplegia.)

86. 3. *Paraplegia. (Paraplegia.)

87. 4. *Locomotor ataxy. (Ataxia motus.)

(797.) 5. *Progressive muscular atrophy*. (*Atrophia musculorum ingravescens*.)

88. 6. *Infantile paralysis. (Paralysis infantilis.)

89. 7. *Local paralysis. (Paralysis ex parte.)

* When the cause of this affection has been ascertained, the case should be returned under the head of the primary disease, the secondary affection being also specified.

- a. Facial paralysis. (Paralysis faciei.)
- b. Scrivener's palsy. (Paralysis notariorum.)

- (19^a.) 8. **Diphtheritic paralysis.* (*Paralysis diphtherica.*)
 (908^b.) 9. *Lead palsy.* (*Paralysis ex plumbo.*)
 (966^{a1}.) 10. *Paralysis from Lathyrus.* (*Paralysis ex Lathyro.*)

FUNCTIONAL DISEASES OF THE NERVOUS SYSTEM.

(VITIA NERVORUM APPARATUS NATURALIUM ACTIONUM.)

90. Tetanus. (Tetanus.)
91. Hydrophobia. (Hydrophobia.)
92. Infantile convulsions. (Membrorum distentio infantilis.)
93. Epilepsy. (Epilepsia.)
- a. Epileptic vertigo. *Synonym, Petit mal.* (Vertigo epileptica. *Idem valet Malum minus.*)
94. *Convulsions. (Membrorum distentio.)
95. Spasm of muscle. (Spasmus musculorum.)
96. Laryngismus stridulus. *Synonyms, Spasm of the glottis, Spasmodic croup, Child-crowing.* (Laryngismus stridulus. *Idem valet Spasmus glottidis, Angina spastica, Clangor infantium.*)
97. Shaking palsy. (Paralysis agitans.)
- (907^a.) *Mercurial tremor.* (*Tremor ex hydrargyro.*)
98. Chorea. *Synonym, St. Vitus's dance.* (Chorea.)
- a. Acute. (Acuta.)
 - b. Chronic. (Longa.)
99. Hysteria. (Hysteria.)
100. Catalepsy. (Catalepsis.)
- (243.) *Syncope.* (*Defectio animæ.*)
101. Neuralgia. (Neuralgia.)

Principal Varieties:

- a. Facial. *Synonym, Tic douloureux.* (V.—Neuralgia faciei.)

* When the cause of this affection has been ascertained, the case should be returned under the head of the primary disease, the secondary affection being also specified.

- b. Brow ague. *Synonym*, Hemicrania. (V.—Neuralgia frontis. *Idem valet* Hemicranium.)
- c. Sciatica. (V.—Ischias.)
- d. Pleurodynia. (Pleurodynia.)
- e. Irritable Stump. (Cicatrix membri truncati irritabilis.)
102. *Hyperæsthesia. (Hyperæsthesia.)
103. *Anæsthesia. (Anæsthesia.)
- (938^a.) *Delirium tremens*. (*Delirium alcoholicum*.)
104. Hypochondriasis. (Hypochondriasis.) *Definition*: Some disturbance of the bodily health, attended with exaggerated ideas or depressed feelings, but without actual disorder of the intellect.

DISORDERS OF THE INTELLECT.

(AFFECTUS MENTIS.)

105. Mania. (Mania.) *Definition*: Disorder of the intellect, with excitement.
- a. Acute mania. (Mania acuta.)
- b. Chronic mania. (Mania longa.)
106. Melancholia. (Melancholia.) *Definition*: Disorder of the intellect, with depression, often with suicidal tendency.
- Note*.—Cases of so-called monomania are to be classed under chronic mania or melancholia, according to their character.
107. Dementia. (Dementia.) *Definition*: Disorder of the intellect characterised by loss or feebleness of the mental faculties.
- a. Acute dementia. (Dementia acuta.)
- b. Chronic dementia. (Dementia longa.)
108. Paralysis of the insane. *Synonym*, General paralysis. (Paralysis insanorum. *Idem valet* Paralysis ex toto.)
109. Idiocy. [Congenital.] (Amentia [ingenita].)
110. Imbecility. [Congenital.] (Insipientia [ingenita].)

* When the cause of this affection has been ascertained, the case should be returned under the head of the primary disease, the secondary affection being also specified.

DISEASES OF THE EYE.

(MORBI OCULORUM.)

Register the diseases printed here in *Italics*, not under this heading, but at the place referred to in each instance by number.

DISEASES OF THE CONJUNCTIVA.

(MORBI CONJUNCTIVÆ.)

111. Conjunctivitis. *Synonym*, Ophthalmia. (Inflammatio conjunctivæ. *Idem valet* Ophthalmia.)
112. Catarrhal ophthalmia. (Ophthalmia cum catarrho.)
113. Pustular ophthalmia. (Ophthalmia pustulosa.)
114. Purulent ophthalmia. (Ophthalmia purulenta.)
115. Purulent ophthalmia of infants. *Synonym*, Ophthalmia neonatorum. (Ophthalmia infantium purulenta. *Idem valet* Ophthalmia recens natorum.)
- 49¹.) *Scrofulous ophthalmia*. *Synonym*, *Strumous ophthalmia*. (*Ophthalmia strumosa*.)
116. Exanthematous ophthalmia. (Ophthalmia exanthematica.)
117. Gonorrhœal ophthalmia. (Ophthalmia gonorrhœica.)
118. Chronic ophthalmia. (Lippitudo.)
119. Œdema of the sub-conjunctival tissue. *Synonym*, Chemosis. (Œdema sub conjunctiva. *Idem valet* Chemosis.)
120. Pinguecula. (Pinguecula.)
121. Pterygium. (Unguis.)
122. Fatty tumour. (Tumor adiposus.)
123. Parasitic disease. (Morbus parasiticus.)
- Return cases of this class according to the list at p. 119. (No. 6.)
124. Metallic stains. (Maculæ metallicæ in conjunctiva.)
- a. From nitrate of silver. (Ex argenti nitrate.)
- b. From lead. (Ex plumbo.)

DISEASES OF THE CORNEA.

(MORBI CORNEÆ.)

125. Keratitis. (Keratitis.)
126. Chronic interstitial keratitis. (Keratitis interior longa.)
127. Keratitis with suppuration. *Synonym*, Onyx. (Keratitis suppurans. *Idem valet* Onyx.)
128. Ulcer. (Ulcus.)
129. Opacity. *Synonym*, Leucoma. (Cornea opaca. *Idem valet* Albugo.)
130. Conical cornea. (Cornea cacuminata.)
131. Arcus senilis. (Arcus senilis.)
132. Staphyloma. (Uva.)
133. Parasitic disease in the anterior chamber. (Morbus parasiticus cavi anterioris.)

Return cases of this class according to the list at p. 118. (Nos. 6, 14.)

DISEASES OF THE SCLEROTIC.

(MORBI SCLEROTICÆ.)

134. Sclerotitis. (Sclerotitis.)
135. Staphyloma. (Uva.)

DISEASES OF THE IRIS.

(MORBI IRIDIS.)

136. Iritis. (Iritis.)
137. Traumatic iritis. (Iritis ex vulnere.)
138. Rheumatic iritis. (Iritis rheumatica.)
139. Arthritic iritis. (Iritis arthritica.)
- (43¹.) *Syphilitic iritis.* (*Iritis syphilitica.*)
- (49¹.) *Scrofulous iritis.* (*Iritis strumosa.*)
140. Gonorrhœal iritis. (Iritis gonorrhœica.)
141. Sequelæ of iritis. (Consequentia ex iritide.)
142. Malformations. (Deformitates ingenitæ.)

Return such cases here according to the lists at p. 124.

DISEASES OF THE CHOROID AND RETINA.

(MORBI CHOROIDIS ET RETINÆ.)

143. Choroiditis. (Choroiditis.)
 144. Retinitis. (Inflammatiō retinæ.)
 145. Choroidal apoplexy. (Apoplexia choroidea.)
 146. Amaurosis. (Amaurosis.)
 147. Impaired vision. (Visus deterior.)
 148. Muscæ volitantes. (Muscæ volitantes.)
 149. Albinism. (Albitudo.)

DISEASES OF THE VITREOUS BODY.

(MORBI CORPORIS VITREI.)

150. Synchysis. (Synchysis.)
 151. Various morbid deposits. (Deposita morbida varia.)

DISEASES OF THE LENS AND ITS CAPSULE.

(MORBI LENTIS CAPSULÆQUE.)

152. Cataract. (Suffusio.)

Varieties:

- a.* Hard. (Dura.)
b. Soft. (Mollis.)
c. Fluid. (Liquida.)

153. Parasitic disease. (Morbus parasiticus.)

Return cases of this class according to the list at p. 119. (Nos. 6, 26.)

154. Malformations. (Deformitates ingenitæ.)

Return such cases here according to the list at p. 126.

- a.* Congenital cataract. (Suffusio ingenita.)

155. Traumatic cataract. (Suffusio ex vulnere.)

GENERAL AFFECTIONS OF THE EYE.

(AFFECTUS OCULI UNIVERSI.)

156. Glaucoma. (Glaucoma.)
 157. Hydrophthalmia. (Hydrophthalmia.)

(44¹.) *Cancer. (Carcinoma.)*

(49¹.) *Scrofulous deposit within the eyeball. (Struma interior.)*

158. Total disorganisation of the eye from injury. (*Oculus funditus injuriâ convulsus.*)

158a. Malformations. (*Deformitates ingenitæ.*)

Return such cases here according to the list at pp. 122, 125.

VARIOUS DEFECTS OF SIGHT.

(*DEFECTIÖNES VARIE VISUS.*)

159. Short sight. (*Visus brevior.*)

160. Long sight. (*Visus longior.*)

161. Faulty perception of colors. *Synonym, Colour blindness. (Falsa colorum cognitio. Idem valet Colores indiscreti.)*

162. Hemeralopia. (*Hemeralopia.*)

163. Nyctalopia. (*Nyctalopia.*)

164. Astigmatism. (*Astigmatismus.*)

DISEASES OF THE LACHRYMAL APPARATUS.

(*MORBI LACRYMARUM APPARATUS.*)

165. Lachrymal obstruction. (*Lacrymarum cursus interclusus.*)

166. Abscess and fistula. (*Abscessus et fistula.*)

167. Dacryolith. (*Dacryolithi.*)

168. Diseases of the lachrymal gland and its ducts. (*Morbi glandulæ lacrymarum et ductuum ejus.*)

DISEASES OF THE EYELIDS.

(*MORBI PALPEBRARUM.*)

169. Inflammation. (*Inflammatiö.*)

170. Hordeolum. (*Hordeolus.*)

171. Abscess in the Meibomian glands. (*Abscessus glandularum Meibomianarum.*)

172. Epicanthis. (*Epicanthis.*)

173. Entropium. (*Entropion.*)

174. Ectropium. (*Ectropion.*)

175. Trichiasis. (*Trichiasis.*)
 176. Madarosis. *Synonym*, Loss of the eyelashes. (*Madarosis. Idem valet Defluxio ciliorum.*)
 177. Tarsal ophthalmia. (*Ophthalmia tarsi.*)
 178. Blepharospasmus. (*Blepharospasmus.*)
 (44¹.) *Cancer. (Carcinoma.)*
 179. Cyst of the lids. (*Cystis palpebrarum.*)
 (895.) *Phthiriasis. (Phthiriasis.)*
 179a. Malformations. (*Deformitates ingenitæ.*)

Return such cases here according to the list at p. 122.

DISEASES WITHIN THE ORBITS.

(*MORBI PARTIUM INTRA ORBITAS SITARUM.*)

180. Abscess in the orbit. (*Abscessus orbitæ.*)
 181. Strabismus. (*Strabismus.*)
 182. Protrusion of the eyeball. *Synonym*, Proptosis. (*Procidencia oculi. Idem valet Proptosis.*)
 (282.) *Exophthalmic bronchocele. (Bronchocele exophthalmica.)*
 (250.) *Orbital aneurism. (Aneurysma orbitæ.)*
 (44¹.) *Cancer. (Carcinoma.)*
 183. Non-malignant tumours. (*Tumores non maligni.*)
 Return such tumours here according to the list at p. 11.
 184. Parasitic disease. (*Morbus parasiticus orbitæ.*)
 Return cases of this class according to the list at p. 119. (Nos. 14, 22.)
 185. Affections of the orbital nerves. (*Affectus nervorum orbitæ.*)
 (*Injuries of the Eye are given at p. 98, and Operations on the Eye at p. 109.*)

DISEASES OF THE EAR.

(*MORBI AURIS.*)

Register the diseases printed here in *Italics*, not under this heading, but at the place referred to in each instance by number.

DISEASES OF THE AURICLE.

(*MORBI AURICULÆ.*)

186. Gouty and other deposits. (*Deposita ex podagrâ et aliis morbis.*)
 187. Hæmatoma auris. (*Hæmatoma auris.*)

(44¹.) *Cancer.* (*Carcinoma.*)

188. Non-malignant tumours. (*Tumores non maligni.*)

Return such tumours here according to list, p. 11.

(827, &c.) *Cutaneous affections.* (*Affectus cutis.*)

189. Malformations. (*Deformitates ingenitæ.*)

Return such cases here according to the list at p. 122.

(1012.) *Injuries.* (*Injurix.*)

DISEASES OF THE EXTERNAL MEATUS.

(*MORBI FORAMINIS AURIS.*)

190. Inflammation. (*Inflammatiõ.*)

a. Acute. (*Acuta.*)

b. Chronic. (*Longa.*)

191. Abscess. (*Abscessus.*)

192. Accumulation of wax. (*Sordium coitus.*)

193. Polypus. (*Polypus.*)

194. Sebaceous tumour. *Synonym,* Molluscous tumour. (*Tumor sebaceus. Idem valet Tumor molluscus.*)

195. Osseous tumour of bone. *Synonym,* Exostosis. (*Tumor osseus. Idem valet Exostosis.*)

195*a.* Malformations. (*Deformitates ingenitæ.*)

Return such cases here according to the list at p. 122.

(1014.) *Foreign bodies.* (*Corpora adventitia.*)

DISEASES OF THE MEMBRANA TYMPANI.

(*MORBI MEMBRANÆ TYMPANI.*)

196. Inflammation. (*Inflammatiõ.*)

197. Ulceration. (*Exulceratiõ.*)

198. Perforation. (*Membrana perforata.*)

(1012.) *Injuries.* (*Injurix.*)

DISEASE OF THE EUSTACHIAN TUBE.

(*MORBUS TUBI EUSTACHIANI.*)

199. Obstruction. (*Obstructiõ.*)

DISEASES OF THE TYMPANUM.

(*MORBI TYMPANI.*)

200. Disease of the mucous membrane. (*Morbi membranæ mucosæ.*)

201. Disease of the ossicles. (*Morbi ossiculorum.*)

202. Disease of the mastoid cells. (*Morbi cellarum mastoidearum.*)

DISEASES OF THE INTERNAL EAR

(MORBI AURIS INTERIORIS.)

203. Organic disease. (Morbus inhærens.)
 204. Necrosis of the petrous bone. (Ossis petrosi necrosis.)
 205. Deafness. (Surditas.)
Varieties:
 a. Functional or nervous. (Naturalium actionum sive nervorum vitio.)
 b. From disease. (Ex morbo.)
 c. Deaf-dumbness. (Mutorum.)
 (44¹.) *Cancer.* (*Carcinoma.*)

Note.—When any of these affections implicate the brain, carotid artery, or lateral sinus, the fact should be stated.

- 205a. Malformations. (Deformitates ingenitæ.)

Return such cases according to the list at p. 122.

DISEASES OF THE NOSE.

(MORBI NASI.)

Register the diseases printed here in *Italics*, not under this heading, but at the place referred to in each instance by number.

206. Hypertrophy. *Synonym*, Lipoma. (Hypertrophia.)
 207. Wart. (Verruca.)
 208. Sebaceous cyst. (Cystis sebacea.)
 (44¹.) *Cancer of the skin.* (*Carcinoma cutis.*)
 (46.) *Lupus.* (*Lupus.*)
 209. Ozæna. (Ozæna.)
 210. Ulceration of the pituitary membrane. (Exulceratio membranæ pituitosæ.)
 211. Abscess of the septum. (Abscessus septi.)
 212. Perforation of the septum. (Septum perforatum.)
 213. *Epistaxis. (Epistaxis.)
 214. Hypertrophy of the pituitary membrane. (Hypertrophia membranæ pituitosæ.)
 (44¹.) *Cancer.* *Synonym*, *Malignant polypus.* (*Carcinoma.* Idem valet *Polypus malignus.*)
 215. Polypus nasi. (Polypus nasi.)
Varieties:
 a. Gelatinous. (Glutinosus.)
 b. Fibrous. (Fibrosus.)
 1. Naso-pharyngeal polypus. * (Nasi et pharyngis.)

* When the cause of this affection has been ascertained, the case should be returned under the head of the primary disease, the secondary affection being also specified.

216. Non-malignant tumours of the septum. (Tumores septi non maligni.)
 217. Rhinoliths. (Rhinolithi.)
 217a. Malformations. (Deformitates ingenitæ.)

Return such cases here according to the list at pp. 122-124.

(1015.) *Foreign bodies.* (*Corpora adventitia.*)

218. *Loss or perversion of the sense of smell. (Odoratus perditus vel perversus.)

DISEASES OF THE CIRCULATORY SYSTEM.

(MORBI SANGUINIS APPARATUS.)

Register the diseases printed here in *Italics*, not under this heading, but at the place referred to in each instance by number.

DISEASES OF THE HEART AND ITS MEMBRANES.

(MORBI CORDIS ET MEMBRANARUM EJUS.)

DISEASES OF THE PERICARDIUM.

(MORBI PERICARDII.)

219. Pericarditis. (Pericarditis.)
 220. Suppurative pericarditis. (Pericarditis suppurans.) *Definition:*
 An accumulation of pus in the pericardium.
 (49¹.) *Tubercular pericarditis.* (*Pericarditis tuberculosa.*)
 221. Adherent pericardium. (Pericardium adhærens.)

(This term includes partial adhesions and calcareous and ossific deposits.)

222. Dropsy. (Hydrops.)
 (44¹.) *Cancer.* (*Carcinoma.*)
 223. Malformations. (Deformitates ingenitæ.)

Return such cases here according to the list at p. 123.

(1056.) *Injuries.* (*Injuriæ.*)

DISEASES OF THE ENDOCARDIUM.

(MORBI ENDOCARDII.)

224. Endocarditis. (Endocarditis.)

Note.—In returning such cases, state, if possible, the valve or valves affected.

225. Valve-disease. (*Morbi valvarum.*)
 1. Aortic. (*Aorticarum.*)
 2. Mitral. (*Mitralium.*)

* When the cause of this affection has been ascertained, the case should be returned under the head of the primary disease, the secondary affection being also specified.

3. Pulmonic. (Pulmonalium.)
4. Tricuspid. (Tricuspidum.)

Varieties :

- a. Vegetations. (V.—Excrescentia.)
- b. Fibroid thickening. (V.—Crassior habitus et fibrosior.)
- c. Fatty and Calcareous degeneration. *Synonyms*, Atheroma, Ossification. (V.—Degeneratio adiposa et calcarea. *Idem valent* Atheroma, Conversio in calcem.)
- d. Aneurism. (V.—Aneurysma.)
- e. Laceration. (V.—Laceratio.)
- f. Simple dilatation of orifice. (V.—Dilatatio simplex ostiorum.)
- g. Malformations. (V.—Deformitates ingenitæ.)

Return such cases here according to the list at pp. 123-125.

Obstruction to the circulation (Iter sanguinis impeditum) and Regurgitation (Iter sanguinis refluxum) should be specially noted when they accompany the valve disease.

226. Fibrinous concretions in the cavities of the heart. (Coagula cordis fibrinosa.)

Note.—Cases are to be returned under this head only when the condition has evidently existed during life, and is believed to have been the cause of death.

DISEASES OF THE MUSCULAR STRUCTURE OF THE HEART.

(MORBI MUSCULORUM CORDIS.)

227. Myocarditis. (Myocarditis.)

228. Abscess. (Abscessus.)

Note.—Abscess dependent on pyæmia should be referred to that disease

229. Hypertrophy. (Hypertrophia.)

- a. Of left side. (Lateris sinistri.)
- b. Of right side. (Lateris dextri.)

230. Dilatation. (Dilatatio.)

- a. Of left side. (Lateris sinistri.)
- b. Of right side. (Lateris dextri.)

231. Atrophy. (Atrophia.)

232. Excess of fat. (Obesitas.)

233. Fatty degeneration. (*Degeneratio adiposa.*)
234. Fibroid degeneration. (*Degeneratio fibrosa.*)
235. Aneurism. (*Aneurysma.*)
236. Acute aneurism. (*Aneurysma acutum.*) This term has been applied to those cases in which blood becomes effused into the substance of the heart owing to inflammatory softening and rupture of the endocardium and muscular tissue.
237. Rupture. (*Diruptio.*)
Note.—In returning cases of aneurism and rupture, the situation ought to be stated.
- (44¹.) *Cancer.* (*Carcinoma.*)
238. Parasitic disease. (*Morbus parasiticus.*)
 Return cases of this class according to the list at p. 118, (Nos. 4, 14, 22.)
239. Disease of the coronary arteries. (*Morbus arteriarum coronariarum.*)
240. Malformations. (*Deformitates ingenitæ.*)
 Return such cases here according to the list at pp. 123, 125, 126.
241. Cyanosis. (*Cyanosis.*)
- (1056.) } *Injuries of the heart.* (*Injuris.*)
 (1058.) }
242. *Angina pectoris. (*Angina pectoris.*)
243. *Syncope. *Synonym,* Fainting fit. (*Defectio animæ.*)
244. *Palpitation and irregularity of the action of the heart. (*Palpitatio et tumultus cordis.*)

DISEASES OF THE BLOOD-VESSELS.

(MORBI VASORUM SANGUIFERORUM.)

Note.—The vessel affected should in all cases be specified.

DISEASES OF THE ARTERIES.

(MORBI ARTERIARUM.)

245. Arteritis. (*Arteritis.*)
246. Fatty and Calcareous degeneration. *Synonyms,* Atheroma. Ossification. (*Degeneratio adiposa et calcarea. Idem valent Atheroma, Conversio in calcem.*)

* When the cause of this affection has been ascertained, the case should be returned under the head of the primary disease, the secondary affection being also specified.

247. Narrowing and obliteration. (*Arteriæ coarctatæ et obliteratedæ.*)

248. Occlusion. (*Arteriæ oclusæ.*)

a. From compression. (*Ex compressu.*)

b. From impaction of coagula. (*Ex impactis coagulis.*)

1. Thrombosis [local coagulation.] (*Thrombosis.*)

2. Embolism [coagula conveyed from a distance.] (*Embolus.*)

249. Dilatation. (*Dilatatio.*)

250. Aneurism. (*Aneurysma.*)

In returning such cases, state whether the aneurism be—

a. Fusiform, (*Fusifforme;*)

b. Saccular, (*Sacculatum;*) or

c. Diffused [sac formed by the surrounding tissues] (*Diffusum.*)

Note.—When the aneurism has burst, state the part or viscus into or through which the rupture has taken place.

251. Rupture of artery. (*Diruptio arteriæ.*)

a. From disease of artery. (*Ex ipsius vitio.*)

b. From disease external to artery. (*Ex morbo extraneo.*)

252. Partial rupture of artery. *Synonym*, Dissecting aneurism. (*Dirupta ex parte arteria. Idem valet Aneurysma dissecans.*)

253. Traumatic aneurism. (*Aneurysma ex vulnere.*)

254. Arterio-venous aneurism. (*Aneurysma arteriam inter venamque.*)

255. Aneurismal varix. (*Varix aneurysmicus.*)

Varieties:

a. Traumatic. (*Ex vulnere.*)

b. Spontaneous. (*Sponte sua ortus.*)

256. Varicose aneurism. (*Aneurysma varicosum.*)
 a. Traumatic. (*Ex vulnere.*)
 b. Spontaneous. (*Sponte sua ortum.*)
257. Cirroid aneurism. *Synonym, Arterial varix.* (*Aneurysma cirroides. Idem valet Varix arteriosus.*)
258. Aneurism by anastomosis. (*Aneurysma ex anastomosi.*)
259. Malformations. (*Deformitates ingenitæ.*)

Return other cases of this class here according to the list at p. 123.

- a. Commencement of the descending aorta (contracted or obliterated). (*Caput aortæ descendentis coarctatum vel oclusum.*)

(1009, &c.) **Injuries of arteries. (Injuræ in arteriis.)*

Contusion. (Contusum.)

Laceration. (Laceratio.)

a. *Of the whole vessel. (Vasis universi.)*

b. *Of the outer coat. (Tunicæ exterioris.)*

c. *Of the inner coat. (Tunicæ interioris.)*

Wound. (Vulnus.)

DISEASES OF THE VEINS.

(*MORBI VENARUM.*)

260. Phlebitis. (*Phlebitis.*)

Varieties:

a. Adhesive. (*Plastica.*)

b. Suppurative. (*Suppurans.*)

261. Phlegmasia dolens. (*Phlegmasia dolens.*)

262. Fibrinous concretions in the veins. (*Coagula venarum fibrinosa.*)

263. Obstruction. (*Venæ obstructæ.*)

264. Obliteration. (*Venæ obliteratedæ.*)

265. Phlebolithes. (*Phlebolithi.*)

* Return these among the Local Injuries under the Injuries of Vessels, and in the order here employed. (See Nos. 1009, 1013, 1043, 1057, 1072, 1087, 1096, 1119.)

266. Varicose veins. (*Varices.*)
 267. Nævus vascularis. (*Nævus vasculosus.*)
 268. Parasitic disease. (*Morbus parasiticus.*)

Return cases of this class according to the list at p. 118.
 (Nos. 28, 30.)

- (1009, &c.) **Injuries of veins.* (*Injurie in venis.*)
Rupture, without external wound. (*Diruptio, sine vulnere extraneo.*)
Wound of vein, with entrance of air. (*Vulnus venæ cum aeris introitu.*)

DISEASES OF THE ABSORBENT SYSTEM.

(MORBI ORGANORUM ABSORBENTIIUM.)

Register those diseases printed here in *Italics*, not under this heading, but at the place referred to in each instance by number.

269. Inflammation of lymphatics. (*Inflammati vasorum lymphiferorum.*)
 270. Suppuration of lymphatics. (*Suppuratio vasorum lymphiferorum.*)
 271. Inflammation of glands. (*Inflammati glandularum.*)
 272. Suppuration of glands. (*Suppuratio glandularum.*)
 273. Hypertrophy of glands. (*Hypertrophia glandularum.*)
a. Chronic enlargement of glands. (*Amplificatio glandularum longa.*)
 274. Atrophy of glands. (*Atrophia glandularum.*)
 275. Lymphatic fistula. (*Fistula lymphalis.*)
 (1143.) *Foreign bodies and concretions.* (*Corpora adventitia et concreta.*)
 276. Obstruction of the thoracic duct. (*Ductus thoracis obstructus.*)
Note.—The cause of the obstruction should be stated.
 277. Obstruction, obliteration, and varicosity of lymphatics. (*Vasa lymphifera obstructa, obliterated, in varices ampliata.*)

* Return these among the Local Injuries, under the Injuries of Vessels, and in the order here employed. (See Nos. 1009, 1013, 1043, 1057, 1072, 1087, 1096, 1119.)

278. Bursting of lymphatics. (*Vasa lymphifera rupta.*)
 (43¹.) *Syphilitic bubo.* (*Inguen syphiliticum.*)
 (43¹.) *Syphilitic inflammation of glands.* (*Inflammatiō syphilitica glandularum.*)
 (44¹.) *Cancer.* (*Carcinoma.*)
 (49¹.) *Scrofulous disease of glands.* (*Morbus strumosus glandularum.*)
 (49¹.) *Suppuration.* (*Suppuratio.*)
 (1144.) *Wound of lymphatics.* (*Vulnus vasorum lymphiferorum.*)

DISEASES OF THE BRONCHIAL GLANDS.

(MORBI GLANDULARUM BRONCHIALIUM)

- (340.) *Inflammation* (*Inflammatiō.*)
 (341.) *Abscess.* (*Abscessus.*)
 (342.) *Enlargement.* (*Amplificatiō.*)
 (44¹.) *Cancer.* (*Carcinoma.*)
 (343.) *Non-malignant tumours.* (*Tumores non maligni.*)
 (49¹.) *Tubercle.* (*Tubercula.*)

DISEASES OF DUCTLESS GLANDS.

(MORBI GLANDULARUM CÆCARUM.)

Register those diseases printed here in *Italics*, not under this heading, but at the place referred to in each instance by number.

DISEASES OF THE THYROID GLAND.

(MORBI GLANDULÆ THYROIDIS.)

279. *Inflammation.* (*Inflammatiō.*)
 a. Acute. (*Acuta.*)
 b. Chronic. (*Longa.*)
 280. *Goître.* (*Bronchocele.*) *Definition:* Enlargement of the thyroid gland, endemic in certain mountainous districts, but not limited to them.
 281. *Cyst.* (*Cystis.*)
 282. *Exophthalmic bronchocele.* (*Bronchocele exophthalmica.*) *Definition:* Enlargement, with vascular turgescence, of the thyroid gland, accompanied by protrusion of the eyeballs, anæmia, and palpitation.
 283. *Pulsating bronchocele.* (*Bronchocele pulsans.*)
 (44¹.) *Cancer.* (*Carcinoma.*)

DISEASES OF THE THYMUS GLAND.

(MORBI GLANDULÆ THYMI.)

284. Hypertrophy. (*Hypertrophia.*)
 (44¹.) *Cancer.* (*Carcinoma.*)
 285. Non-malignant tumours. (*Tumores non maligni.*)
 Return such tumours here according to the list at p. 11.

DISEASES OF THE SUPRA-RENAL CAPSULES.

(MORBI CAPSULARUM SUPRARENALIUM.)

- (44¹.) *Cancer.* (*Carcinoma.*)
 (49¹.) *Tubercular degeneration.* (*Degeneratio tuberculosa.*)
 286. Addison's disease. *Synonyms,* Bronzed skin. *Melasma Addisoni.* (*Morbus Addisoni.* *Idem valet* *Cutis ærea,* *Melasma Addisoni.*) *Definition:* Disease of the supra-renal capsules, with discoloration of the skin.

DISEASES OF THE RESPIRATORY SYSTEM.

(MORBI SPIRITUS ORGANORUM.)

Register those diseases printed here in *Italics*, not under this heading, but at the place referred to in each instance by number.

DISEASES OF THE RESPIRATORY SYSTEM NOT STRICTLY LOCAL.

(MORBI SPIRITUS ORGANORUM NON PRIVATIM SINGULORUM.)

287. Hay asthma. (*Asthma ex fœnisicio.*)
 (22.) *Influenza.* (*Catarrhus epidemicus.*)
 (20.) *Hooping cough.* (*Pertussis.*)
 228. Croup. (*Angina trachealis.*)
 (19.) *Diphtheria.* (*Diphtheria.*)
 (995.) * *Asphyxia.* (*Asphyxia.*)

DISEASE OF THE NOSTRILS.†

(MORBUS NARIUM.)

289. Coryza. *Synonym,* Nasal catarrh. (*Gravedo.* *Idem valet* *Catarrhus narium.*)

DISEASES OF THE LARYNX.

(MORBI LARYNGIS.)

290. Inflammation of the epiglottis. (*Inflammatiō epiglottidis.*)
 291. Ulceration of the epiglottis. (*Exulceratiō epiglottidis.*)
 292. Laryngeal catarrh. (*Catarrhus laryngis.*)

* When the cause of this affection has been ascertained, the case should be returned under the head of the primary disease, the secondary affection being also specified.

† For the diseases of the nose, see p. 29.

293. Laryngitis. (Laryngitis.)

a. Acute. (Acuta.)

b. Chronic. (Longa.)

294. Ulcer. (Ulcus.)

Note.—When chronic laryngitis, ulcer of the larynx, or necrosis of cartilage (see below), is due to syphilis or phthisis, the terms

(43¹.) *Syphilitic* (*Ex syphilide*) or

(49¹.) *Phthisical* (*Ex phthisi*)

should be prefixed to the designation of the disease, and the case ought to be returned under the head of the primary affection.

295. Abscess. (Abscessus.)

296. Œdema of the glottis. (Œdema glottidis.)

297. Necrosis of cartilage [see the previous Note.] (Necrosis cartilaginum.)

298. Contraction. (Coarctatio.)

(44^{1c}.) *Epithelial cancer*. (*Carcinoma epitheliosum*.)

299. Warty growth. (Tuber verrucosum.)

300. Polypus. (Polypus.)

301. Cyst. (Cystis.)

301a. Malformations. (Deformitates ingenitæ.)

Return such cases here according to the list at p. 123.

(992, 1039.) *Injuries*. (*Injurie*.)

(1044.) *Foreign bodies in the larynx*. (*Corpora adventitia in larynge*.)

302. *Aphonia. (Aphonia.)

303. *Paralysis of the glottis. (Paralysis glottidis.)

304. *Spasm of the glottis. (Spasmus glottidis.)

(96.) *Laryngismus stridulus*. (*Laryngismus stridulus*.)

DISEASES OF THE TRACHEA AND BRONCHI.

(MORBI TRACHEÆ ET BRONCHIORUM.)

305. Bronchial catarrh. (Catarrhus bronchiorum.)

* When the cause of this affection has been ascertained, the case should be returned under the head of the primary disease, the secondary affection being also specified.

306. Bronchitis. (Bronchitis.)

a. Acute. (Acuta.)

b. Chronic. (Longa.)

307. Ulcer. (Ulcus.)

308. *Casts of the bronchial tubes. (Plasmata bronchiorum.)

309. Necrosis of the cartilages of the trachea. (Necrosis cartilaginum tracheæ.)

Note.—When this affection is due to syphilis or phthisis, the terms

(43¹.) *Syphilitic* (*Necrosis syphilitica*) or

(49¹.) *Phthisical* (*Necrosis phthisica*)

should be prefixed to the designation of the disease, and the case ought to be returned under the head of the primary affection.

310. Dilatation. (Dilatatio.)

311. Contraction. (Coarctatio.)

(44¹.) *Cancer*. (*Carcinoma*.)

312. Non-malignant tumours. (Tumores non maligni.)

Return such tumours here according to the list at p. 11

(49¹.) *Tubercle*. (*Tubercula*.)

313. Parasitic disease. (Morbus parasiticus.)

Return cases of this class according to the list at p. 118 (No. 7.)

313a. Malformations. (Deformitates ingenitæ.)

Return such cases here according to the list at p. 123.

(1044.) *Foreign bodies in the bronchi*. (*Corpora adventitia in bronchiis*.)

314. Asthma. (Asthma.)

DISEASES OF THE LUNG.

(MORBI PULMONIS.)

315. Pneumonia. (Peripneumonia.)

Variety:

a. Lobular. (V.—Lobularis.)

Note.—The term Secondary has been applied to Pneumonia when it occurs as a complication of some other disease: such cases ought to be returned under the head of the primary affection.

316. Abscess. (Abscessus.)

(31.) *Pyæmic inflammation and abscess*. (*Inflammatiopyæmica et abscessus*.)

317. Gangrene.

* When the cause of this affection has been ascertained, the case should be returned under the head of the primary disease, the secondary affection being also specified.

318. *Passive congestion. (Congestio passiva.)
a. *Hæmoptysis. (Hæmoptysis.)
319. *Pulmonary extravasation. *Synonym*, Pulmonary apoplexy. (Hæmorrhagia pulmonalis. *Idem valet* Apoplexia pulmonalis.)
a. *Hæmoptysis. (Hæmoptysis.)
320. *Œdema. (Œdema.)
321. Cirrhosis. (Cirrhosis.)
322. Emphysema. (Emphysema.)
a. Vesicular. (Vesiculare.)
**b.* Interlobular. (Interlobulare.)
323. Atelectasis. (Imperfecta explicatio.) *Definition*: Imperfect expansion of the lung, in a new-born child.
324. *Collapse. (Collapsio.)
- (43¹.) *Syphilitic deposit.* (Deposita ex syphilide.)
- (44¹.) *Cancer.* (Carcinoma.)
- (49¹.) *Phthisis.* (Phthisis.)
- (49¹.) *Acute miliary tuberculosis.* (Tubercula miliaria acuta.)
325. Acute pneumonic phthisis. (Phthisis peripneumonica acuta.)
326. Chronic pneumonic phthisis. (Phthisis peripneumonica longa.)
327. Parasitic disease. (Morbus parasiticus.)
 Return cases of this class according to the list at p. 119, (Nos. 14, 22.)
- 327*a.* Malformations. (Deformitates ingenitæ.)
 Return such cases of this class according to the list at pp. 123, 126.
- (1054, 1058.) *Injuries.* (Injurie.)
- (1044.) *Foreign bodies.* (Corpora adventitia.)
328. Millstone makers' phthisis. (Phthisis fabrum molariorum.)
329. Grinders' asthma. (Asthma cultrarium.)
330. Miners' asthma. (Asthma metallarium.)

DISEASES OF THE PLEURA.

(MORBI PLEURÆ.)

331. Pleurisy. (Pleuritis.)

* When the cause of this affection has been ascertained, the case should be returned under the head of the primary disease, the secondary affection being also specified.

332. Chronic pleurisy. (*Pleuritis longa.*)
333. Empyema. (*Empyema.*)
334. Adhesions, including thickening and ossification. (*Adhærentia.*)
335. *Hydrothorax. (*Hydrothorax.*) *Definition:* Passive dropsy of the pleura.

336. Pneumothorax. (*Pneumothorax.*)

(44¹.) *Cancer.* (*Carcinoma.*)

337. Non-malignant tumours. (*Tumores non maligni.*)

Return such tumours here according to the list at p. 11.

(49¹.) *Tubercular pleurisy.* (*Pleuritis tuberculosa.*)

(1053, 1054.) *Injuries.* (*Injurie.*)

DISEASES OF THE MEDIASTINUM.

(*MORBI MEDIASTINI.*)

338. Abscess. (*Abscessus.*)

(44¹.) *Cancer.* (*Carcinoma.*)

339. Non-malignant tumours. (*Tumores non maligni.*)

Return such tumours here according to the list at p.11.

(284, 285.) *Diseases of the thymus gland.* (*Morbi glandulæ thymi.*)

DISEASES OF THE BRONCHIAL GLANDS,

(*MORBI GLANDULARUM BRONCHIALIUM.*)

340. Inflammation. (*Inflammati.*)

341. Abscess. (*Abscessus.*)

342. Enlargement. (*Amplificati.*)

(44¹.) *Cancer.* (*Carcinoma.*)

343. Non-malignant tumours. (*Tumores non maligni.*)

Return such tumours here according to the list at p. 11.

(49¹.) *Tubercle.* (*Tubercula.*)

* When the cause of this affection has been ascertained, the case should be returned under the head of the primary disease, the secondary affection being also specified.

DISEASES OF THE DIGESTIVE SYSTEM.

(MORBI CONCOCTIONIS APPARATUS.)

Register the diseases printed here in *Italics*, not under this heading, but at the place referred to in each instance by number.

DISEASES OF THE LIPS.

(MORBI LABRORUM.)

The affected lip ought to be specified.

344. Ulcer. (Ulcus.)

(43¹.) *Syphilitic ulcer.* (*Ulcus syphiliticum.*)

345. Fissures. (Fissuræ.)

(44¹.) *Cancer.* (*Carcinoma.*)

(49¹.) *Scrofulous hypertrophy.* (*Hypertrophia strumosa.*)

346. Cyst. (Cystis.)

347. Malformations. (Deformitates ingenitæ.)

Return such cases here according to the list at p. 124.

a. Hare-lip. (Labrum leporinum.)

DISEASES OF THE MOUTH.

(MORBI ORIS.)

Note.—Whenever any of the affections of the mouth, throat, or parts connected therewith, depend on syphilis, scurvy, local irritants, or any other specific cause, the fact should be stated.

348. Stomatitis. (Stomatitis.)

349. Ulcerative stomatitis. (Stomatitis exulcerans.)

350. Thrush. *Synonyms*, Aphthæ, Vesicular stomatitis. (Aphthæ. *Idem valet* Stomatitis vesiculosa.)

*352. Abscess of the cheek. (Abscessus buccarum.)

353. Cancrum oris. *Synonym*, Gangrenous stomatitis. (Gangræna oris. *Idem valet* Stomatitis gangrænosa.)

354. Cyst of the cheek. (Cystis buccarum.)

355. Ranula. (Ranula.)

(44¹.) *Cancer.* (*Carcinoma.*)

356. Parasitic disease. (Morbus parasiticus.)

a. Parasitic thrush. *Synonym*, Parasitic aphthæ. (Aphthæ parasiticæ.)

The name of the Thrush parasite is given at p. 120. (No. 45.)
Return cases of this class according to the list at p. 120. (Nos. 44, 45.)

*The number 351 has been accidentally omitted.

DISEASES OF THE JAWS, INCLUDING THE ANTRUM.

(MORBI MAXILLARUM ANTRIQUE.)

The affections of the alveoli are to be returned with those of the teeth. (See p. 44.)

357. Adhesion of the jaws by cicatrix. (Maxillarum cohærentia ex cicatrice.)

358. Abscess of the antrum. (Abscessus antri.)

(44¹.) *Cancer.* (*Carcinoma.*)

359. Fibrous tumour. (Tumor fibrosus.)

360. Myeloid tumour. (Tumor myelodes.)

361. Osseous tumour. (Tumor osseus.)

a. Hypertrophy of the bones of the face. (Hypertrophia ossium faciei.)

362. Cartilaginous tumour. (Tumor cartilagenosus.)

363. Vascular tumour. (Tumor vasculosus.)

364. Cyst. (Cystis.)

(1016.) *Foreign bodies in the antrum.* (*Corpora adventitia in antro.*)

DISEASES, MALFORMATIONS, AND INJURIES OF THE TEETH, GUMS, AND ALVEOLI.

(MORBI, DEFORMITATES, INJURIE QUIBUS DENTES ET GINGIVÆ ET ALVEOLI OPPORTUNI.)

365. Teething. (Dentitio.)

Note.—Any affection, such as convulsions and paralysis, induced by this condition, should be specified.

DISEASES OF THE DENTAL TISSUE.

(MORBI DENTIIUM IPSORUM.)

366. Caries. (Caries.)

367. Necrosis. (Necrosis.)

368. Exostosis. (Exostosis.)

369. Absorption. (Extenuatio.)

DISEASES OF THE DENTAL PULP.

(MORBI MEDULLÆ DENTIIUM.)

370. Irritation. (Irritatio.)

371. Inflammation. (Inflammatiō.)

372. Ulceration. (Exulceratio.)

373. Gangrene. (Gangræna.)

DISEASES OF THE DENTAL PERIOSTEUM.

(MORBI PERIOSTEI DENTIUM.)

374. Granulation *or* polypus. (*Carunculæ sive polypus.*)
 375. Calcification. (*Membrana in calcem conversa.*)
 376. Inflammation. (*Inflammati.*)
 377. Gum-boil. (*Abscessus alveolaris.*)
 378. Chronic thickening. (*Diu aucta crassitudo.*)
 379. Rheumatic inflammation. (*Inflammati rheumatica.*)

DISEASES OF THE GUMS.

(MORBI GINGIVARUM.)

380. Inflammation. (*Inflammati.*)
 381. Ulceration. (*Exulceratio.*)
 382. Hypertrophy. (*Hypertrophia.*)
 383. Atrophy. (*Atrophia.*)
 384. Induration [in infancy]. (*Durities [infantilis].*)
 (44¹.) *Cancer.* (*Carcinoma.*)
 385. Non-malignant tumours. (*Tumores non maligni.*)
 Return such tumours here according to the list at p. 11.
 a. Polypus. (*Polypus.*)
 b. Cartilaginous tumour. (*Tumor cartilagenosus.*)
 c. Vascular tumour. (*Tumor vasculosus.*)
 386. Epulis. (*Epulis.*)

DISEASES OF THE ALVEOLI.

(MORBI ALVEOLORUM.)

387. Inflammation. (*Inflammati.*)
 388. Necrosis. (*Necrosis.*)
 389. Caries. (*Caries.*)
 390. Exostosis. (*Exostosis.*)
 391. Dentigerous cyst. (*Cystis dentigera.*)
 392. Absorption. (*Extenuatio.*)

SPECIFIC DISEASES AFFECTING THE DENTAL PERIOSTEUM, GUMS, OR
ALVEOLI.

(MORBI SINGULARES DENTIUM PERIOSTEI, GINGIVARUM, ALVEOLORUM.)

393. Mercurial inflammation. (*Inflammati ex hydrargyro.*)

394. Phosphoric inflammation and necrosis. (*Inflammatiō et necrosis ex phosphoro.*)

(908^c.) *Blue gum from lead.* (*Cœrulea ex plumbo gingiva.*)

(54.) *Scurvy.* (*Scorbutus.*)

IRREGULAR DENTITION.

(*DENTITIO INORDINATA.*)

395. Irregularity in the time of eruption of the temporary teeth. (*Eruptionis tempora inusitata dentium priorum.*)

396. Irregularity in the time of eruption of the permanent teeth. (*Eruptionis tempora inusitata dentium novorum.*)

397. Irregularity in the position of the temporary teeth. (*Positura inordinata dentium priorum.*)

398. Irregularity in the position of the permanent teeth. (*Positura inordinata dentium novorum.*)

399. Irregularity of the number of the temporary teeth. (*Numerus inusitatus dentium priorum.*)

400. Irregularity of the number of the permanent teeth. (*Numerus inusitatus dentium novorum.*)

401. Irregularity in the form of the temporary teeth. (*Forma inordinata dentium priorum.*)

402. Irregularity in the form of the permanent teeth. (*Forma inordinata dentium novorum.*)

403. Abnormal development of the dental tissue. (*Dentes ipsi extraordinem evoluti.*)

404. Abnormal development of the enamel. (Cortex dentium extra ordinem evolutus.)
405. Abnormal development of the dentine. (Materia propria dentium extra ordinem evoluta.)
406. Abnormal development of the cementum. (Cæmentum dentium extra ordinem evolutum.)
407. Abnormal development of the alveolar portions of the jaws, in size. (Maxillarum circa alveolos extra ordinem evoluta magnitudo.)
408. Abnormal development of the alveolar portions of the jaws, in form. (Forma maxillarum circa alveolos extra ordinem evoluta.)
409. Defective growth of lower jaw. (Maxilla inferior curta.)
410. Mechanical injuries of the alveoli and dental periosteum. (Læsi extrinsecus alveoli dentiumque periosteum.)
- a. Hæmorrhage. (Hæmorrhagia.)
- b. Fracture. (Fractura.)
411. Mechanical injuries of the teeth. (Læsi extrinsecus dentes.)
- a. Fracture. (Fractura.)
- b. Dilaceration. (Dilaceratio.)
- c. Dislocation. (Loco moti dentes.)
- d. Friction. (Attritus.)

DISEASES OF THE TONGUE.

(MORBI LINGUÆ.)

412. Glossitis. (Glossitis.)

413. Ulcer. (Ulcus.)

414. Aphthous ulcer. (Ulcus apthodes.)

415. Abscess. (Abscessus.)

416. Hypertrophy. (Hypertrophia.)

(43¹A.) *Primary syphilis.* (*Syphilis primigenia.*)

(43¹B.) *Secondary syphilis.* (*Syphilis secundaria.*)

(44¹.) *Cancer.* (*Carcinoma epitheliosum.*)

417. Vascular tumour. (Tumor vasculosus.)

418. Tongue-tie. (Lingua frenata.)

(89.)* *Paralysis.* (*Paralysis.*)

DISEASES OF THE FAUCES AND PALATE.

(MORBI FAUCIUM ET PALATI.)

419. Sore throat. (Dolor faucium.)

420. Relaxed throat. (Resolutio faucium.)

421. Ulcerated throat. (Fauces ulcerosæ.)

422. Quinsy. *Synonym,* Cynanche tonsillaris. (Cynanche tonsillaris.)

423. Tonsillitis. (Inflammatio tonsillarum.)

424. Sloughing sore throat. *Synonyms,* Putrid sore throat, Cynanche maligna. (Angina putris. *Idem valet* Cynanche maligna.)

Note.—This affection must be distinguished from malignant scarlet fever.

(19.) *Diphtheria.* (*Diphtheria.*)

425. Enlarged tonsils. (Tonsillæ intumescentes.)

(44¹.) *Cancer of the tonsils.* (*Carcinoma tonsillarum.*)

* When the cause of this affection has been ascertained, the case should be returned under the head of the primary disease, the secondary affection being also specified.

- (49¹.) *Scrofulous disease of the tonsils.* (*Morbus strumosis tonsillarum.*)
426. Elongated uvula. (*Uva descendens.*)
427. Perforation of the palate. (*Palatum perforatum.*)
428. Stricture of the fauces. (*Strictura faucium.*)
- (43¹.) *Syphilitic affection of the fauces and tonsils.* (*Mala syphilitica faucium et tonsillarum.*)
- (44¹.) *Cancer.* (*Carcinoma.*)
429. Non-malignant tumours. (*Tumores non maligni.*)
Return such tumours here according to the list at p. 11.
- a. Fibro-cellular tumour. (*Tumor fibrocellulosus.*)
- b. Fibro-cystic tumour. (*Tumor fibrocysticus.*)
430. Malformations. (*Deformitates ingenitæ.*)
Return such cases here according to the list at p. 124.
- a. Cleft palate. (*Palatum fissum.*)

DISEASES OF THE PHARYNX.

(MORBI PHARYNGIS.)

431. Pharyngitis. (*Pharyngitis.*)
432. Ulcer. (*Ulcus.*)
- a. Superficial ulcer. (*In summo.*)
- b. Perforating ulcer. (*Perforans.*)
433. Abscess. (*Abscessus.*)
434. Sloughing. (*Sphacelus.*)
435. Adhesion of the soft palate. (*Palatum molle adhærens.*)
436. *Dilatation. (*Dilatatio.*)
- (43¹.) *Syphilitic affection.* (*Vitia syphilitica.*)
- (44¹.) *Cancer.* (*Carcinoma.*)
- (1047.) *Injury by corrosive substances.* (*Injurie exedentium.*)
- (1045.) *Foreign bodies.* (*Corpora adventitia.*)
- (89.) **Paralysis.* (*Paralysis.*)

* When the cause of this affection has been ascertained, the case should be returned under the head of the primary disease, the secondary affection being also specified.

DISEASES OF THE SALIVARY GLANDS.

(MORBI GLANDULARUM SALIVOSARUM.)

437. Inflammation. (Inflammatio.)
438. *Salivation. *Synonym*, Ptyalism. (Saliva frequens. *Idem valet* Ptyalismus.)
439. Abscess. (Abscessus.)
440. Salivary fistula. (Fistula salivosa.)
(21.) *Mumps*. (*Parotides*.)
- (44¹.) *Cancer*. (*Carcinoma*.)
441. Non-malignant tumors. (Tumores non maligni.)
Return such tumours here according to the list at p. 11.
442. Salivary calculus. (Calculus salivosus.)

DISEASES OF THE ŒSOPHAGUS.

(MORBI ŒSOPHAGI.)

443. Œsophagitis. (Œsophagitis.)
444. Ulceration. (Exulceratio.)
445. *Perforation. (Œsophagus perforatus.)
446. *Stricture. (Stricture.)
- (44¹.) *Cancer*. (*Carcinoma*.)
- (1046.) *Foreign bodies*. (*Corpora adventitia*.)
447. Malformations. (Deformitates ingenitæ.)
Return such cases here according to the list at p. 123.
- (1047.) *Injury by corrosive substances*. (*Injuria exedentium*.)
(89.) **Paralysis*. (*Paralysis*.)
448. Dysphagia. (Devorandi difficultas.)

DISEASES OF THE STOMACH.

(MORBI VENTRICULI.)

449. Gastritis. (Inflammatio.)
- (906, &c.) *a. From irritant poisons*. (*Ex venenis irritantibus*.)
For the list of poisons, see p. 90.

* When the cause of this affection has been ascertained, the case should be returned under the head of the primary disease, the secondary affection being also specified.

450. Chronic ulcer. (*Ulcus longum.*)
 451. *Hæmatemesis. (*Hæmatemesis.*)
 452. Perforation. (*Ventriculus perforatus.*)

Note.—The cause of the perforation, when ascertained, should be stated.

453. *Dilatation. (*Dilatatio.*)
 454. *Stricture. (*Stricture.*)
 455. Gastric fistula. (*Fistula.*)
 456. Hernia. (*Hernia.*)
 (44¹.) *Cancer.* (*Carcinoma.*)
 (45¹.) *Colloid.* (*Morbus collodes.*)
 457. Non-malignant tumours. (*Tumores non maligni.*)
 Return such tumours here according to the list at p. 11.
 458. Parasitic disease. (*Morbus parasiticus.*)
 Return cases of this class according to the list at p. 118 (Nos. 46, 47.)

(1066–71.) *Injuries.* (*Injurix.*)

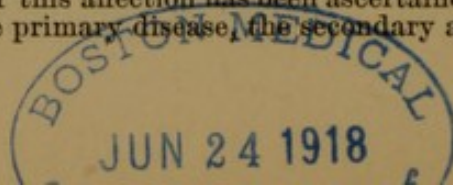
- (1074.) *Foreign bodies.* (*Corpora adventitia.*)
 459. Spontaneous laceration. (*Laceratio.*)
 460. Dyspepsia. (*Dyspepsia.*)
 461. Gastrodynia. (*Gastrodynia.*)
 462. Pyrosis. (*Pyrosis.*)
 463. *Vomiting. (*Vomitus.*)

DISEASES OF THE INTESTINES.

(MORBI INTESTINORUM.)

464. Enteritis. (*Enteritis.*)
 465. Typhlitis. (*Inflammatiø cæci intestini.*)
 466. Dysentery. (*Dysenteria.*)
 467. Ulceration. (*Exulceratio.*)
 468. Perforation. (*Intestina perforata.*)
 469. Abscess in the sub-peritoneal tissue. (*Abscessus sub peritonæo ortus.*)
 470. Fæcal abscess. (*Abscessus stercorosus.*)

* When the cause of this affection has been ascertained, the case should be returned under the head of the primary disease, the secondary affection being also specified.



471. Fistula. (Fistula.)
- a. Fæcal fistula. *Synonym*, Artificial anus. (Fistula stercorosa.
Idem valet Anus nothus.)
- (561.) *Vesico-intestinal fistula.* (*Fistula vesicam inter et intestina.*)
472. Hæmorrhage. (Hæmorrhagia.)
473. Melæna. (Melæna.)
474. *Dilatation. (Dilatatio.)
475. *Tympanites. (Tympanites.)
476. *Obstruction. (Obstructio.)
477. Stricture. (Strictura.)
478. Intussusception. (Intestina in se suscepta.)
479. Internal strangulation. (Strangulatio interna.)
- a. Mesenteric. (Mesenterii.)
- b. Mesocolic. (Mesocoli.)
480. Hernia. (Hernia.)
- a. Reducible. (Reponendi patiens.)
- b. Irreducible. (Reponendi non patiens.)
- c. Obstructed. (Obstructa.)
- d. Inflamed. (Inflammata.)
- e. Strangulated. (Strangulata.)
1. Diaphragmatic. (Diaphragmatica.)
2. Epigastric. (Epigastrica.)
3. Ventral. (Ventralis.)
4. Umbilical. (Umbilicaris.)
5. Lumbar. (Lumbaris.)
6. Inguinal. (Inguinalis.)
- a. Oblique. (Obliqua.)
- b. Direct. (Recta.)
- c. Incomplete. (Imperfecta.)
- d. Scrotal. (Scrotalis.)
- e. Congenital. (Ingenita.)
- f. Infantile. (Infantilis.)

* When the cause of this affection has been ascertained, the case should be returned under the head of the primary disease, the secondary affection being also specified.

- 7. Femoral. (Femoralis.)
- 8. Obturator. (Obturatoria.)
- 9. Perineal. (Perinealis.)
- 10. Pudendal. (Pudendalis.)
- 11. Vaginal. (Vaginalis.)
- 12. Ischiatic. (Ischiadica.)
- 481. Diseases of hernial sacs. (Morbi velamentorum herniarum.)
 - a. Inflammation. (Inflammatio.)
 - b. Fibrinous effusion with closure. (Interclusa hernia fibrinæ profluvio.)
 - c. Suppuration. (Suppuratio.)
 - d. Dropsy. (Hydrops.)
 - e. Movable bodies. (Corpora mobilia.)
 - f. Laceration. (Laceratio.)
- (44¹.) *Cancer.* (Carcinoma.)
- (45¹.) *Colloid.* (Morbus collodes.)
- 482. Non-malignant tumours. (Tumores non maligni.)
 - Return such tumours here according to the list at p. 11.
 - a. Polypus. (Polypus.)
- 483. Parasitic disease. (Morbus parasiticus.)
 - Return cases of this class according to the list at p. 118.
 - (Nos. 1-3, 8-13, 15-20, 24, 25, 27, 32, 34, 35.)
- (1075.) *Concretions.* (Concreta.)
- 483a. Malformations. (Deformitates ingenitæ.)
 - With the exception of hernia, which will appear under 480.
 - return such cases here according to the list at pp. 123, 126.
- (1075.) *Foreign bodies.* (Corpora adventitia.)
- (1066-71.) *Injuries.* (Injurix.)
- 484. Diarrhœa. (Alvus soluta.)
 - (17.) *Simple cholera.* (Cholera simplex.)
 - (18.) *Malignant cholera.* (Cholera pestifera.)
 - a. *Choleraic diarrhœa.* (Diarrhœa cholericæ.)
- 485. *Paralysis. (Paralysis.)
- 486. Colic. (Colum.)
- (908^a.) *Lead colic.* (Colum ex plumbo.)
- 487. Constipation. (Alvus adstricta.)

DISEASES OF THE RECTUM AND ANUS.

(MORBI RECTI INTESTINI ET ANI.)

- 488. Ulceration. (Exulceratio.)

*When the cause of this affection has been ascertained, the case should be returned under the head of the primary disease, the secondary affection being also specified.

489. Abscess. (Abscessus.)

490. Fistula in ano. (Fistula in ano.)

(562.) *Recto-vesical fistula.* (*Fistula rectum inter et vesicam.*)

(600.) *Recto-urethral fistula.* (*Fistula rectum inter et iter urinæ.*)

(676.) *Recto-vaginal fistula.* (*Fistula rectum inter et vaginam.*)

491. Hæmorrhoids. (Hæmorrhoides.)

a. Internal. (Interiores.)

b. External. (Exteriores.)

492. Hæmorrhage from the rectum. (Hæmorrhagia e recto intestino.)

493. Fissure of the anus. (Rhagades ani.)

494. Prolapsus. (Prolapsio.)

495. *Stricture. (Strictura.)

(43¹.) *Syphilis of the rectum.* (*Syphilis recti intestini.*)

496. Condyloma of the anus. (Condyloma ani.)

(44¹.) *Cancer of the rectum.* (*Carcinoma recti intestini.*)

(44¹.) *Cancer of the anus.* (*Carcinoma ani.*)

497. Non-malignant tumours of the rectum. (Tumores non maligni recti intestini.)

Return such cases here according to the list at p. 11

497a. Parasitic disease. (Morbus parasiticus.)

Return cases of this class here according to the list at p. 119.
(See No. 10.)

497b. Malformations. (Deformitates ingenitæ.)

Return such cases here according to the list at p. 123.

(1081-82.) *Injuries.* (*Injuris.*)

(1089.) *Foreign bodies in the rectum.* (*Corpora adventitia.*)

498. Neuralgia. (Neuralgia.)

499. Spasm of the sphincter ani. (Spasmus ani.)

500. Pruritus ani. (Pruritus ani.)

* When the cause of this affection has been ascertained, the case should be returned under the head of the primary disease, the secondary affection being also specified.

DISEASES OF THE LIVER.

(MORBI JECINORIS.)

501. Hepatitis. (Hepatitis.)

502. Abscess. (Abscessus.)

Note.—When abscess of the liver is associated with dysentery, injury, or any other condition, the fact should be stated.

(31.) *Pyæmic inflammation and abscess.* . (*Inflammatiô pyæmica et abscessus.*)

503. Acute atrophy. (Atrophia acuta.)

504. Simple enlargement. *Synonym*, Congestion of the liver (Amplificatio simplex. *Idem valet* Congestio jecinoris.)

505. Thickening of the capsule. (Crassitudo velamenti aucta.)

506. Cirrhosis. (Cirrhosis.)

507. Fatty liver. (Jecur adiposum.)

508. Fibroid deposit. (Deposita fibrosa.)

509. Lardaceous liver. *Synonyms*, Amyloid disease of the liver, Waxy liver. (Jecur lardaceum. *Idem valet* Morbus jecinoris amyloides, Jecur cereum.)

Note.—Such cases have been described under the name of Scrofulous disease of the liver.

(43¹.) *Syphilitic deposit.* (*Deposita ex syphilide.*)(44¹.) *Cancer.* (*Carcinoma.*)(45¹.) *Colloid.* (*Morbus collodes.*)

510. Non-malignant tumours. (Tumores non maligni.)

Return such tumours here according to the list at p. 11.

511. Cyst. (Cystis.)

(49¹.) *Tubercle.* (*Tubercula.*)

512. Parasitic disease. (Morbus parasiticus.)

Return cases of this class according to the list at p. 119. (Nos. 14, 21-23, 25, 28, 34, 35.)

512a. Malformation. (Deformitates ingenitæ.)

Return such cases here according to the list at p. 123.

(1066-71.) *Injuries.* (*Injurie.*)513. Jaundice. *Synonym*, Icterus. (Morbus regius.)

514. Obstruction of the vena portæ. (Vena portarum interclusa.)

DISEASES OF THE HEPATIC DUCTS AND GALL BLADDER.

(MORBI DUCTUUM JECINORIS ET VESICULÆ FELLIS.)

515. Inflammation. (Inflammatio.)

516. Ulcer. (Ulcus.)

517. Perforation. (Membranæ perforatæ.)

a. Biliary fistula. (Fistula biliosa.)

518. Obstruction. (Obstructio.)

(44¹.) *Cancer.* (*Carcinoma.*)

519. Parasitic disease. (Morbus parasiticus.)

Return cases of this class according to the list at p. 119.

520. Gallstones. (Calculi fellei.)

a. Passage of gallstones through the duct. (Transitus per ductus calculorum felleorum.)

520a. Malformations. (Deformitates ingenitæ.)

Return such cases here according to the list at pp. 123, 124.

(1066-71.) *Injuries.* (*Injuriæ.*)

DISEASES OF THE PANCREAS.

(MORBI PANCREATIS.)

521. Abscess. (Abscessus.)

522. Obstruction of the duct. (Obstructio ductus.)

(44¹.) *Cancer.* (*Carcinoma.*)(45¹.) *Colloid.* (*Morbus collodes.*)

523. Calculi. (Calculi.)

DISEASES OF THE SPLEEN.

(MORBI LIENIS.)

524. Splenitis. (Splenitis.)

525. Abscess. (Abscessus.)

(31.) *Pyæmic inflammation and abscess.* (*Inflammatio pyæmica et abscessus.*)526. Congestion. *Synonym,* Ague cake. (Congestio.)

527. Fibrinous deposit. (Deposita fibrinosa.)

528. Hypertrophy. (Hypertrophia.)

a. Leucocythæmia. (Leucocythæmia.)

529. Lardaceous spleen. *Synonyms,* Amyloid disease, Waxy spleen. (Lien lardaceus. *Idem valent* Morbus amyloides, Lien cereus.)

(44¹.) *Cancer.* (*Carcinoma.*)

(45¹.) *Colloid.* (*Morbus collodes.*)

(49¹.) *Tubercle.* (*Tubercula.*)

530. Parasitic diseases. (*Morbus parasiticus.*)

Return cases of this class according to the list at p. 119.
(No. 22.)

(1066.) *Rupture.* (*Diruptio.*)

DISEASES OF THE PERITONEUM.

(MORBI PERITONÆI.)

531. Peritonitis. (*Peritonitis.*)

(719.) a. *Metro-peritonitis.* Synonym, *Puerperal peritonitis.* (*Metro-peritonitis.* Idem valet *Peritonitis puerperarum.*)

b. Chronic peritonitis. (*Peritonitis longa.*)

c. Suppurative peritonitis. (*Peritonitis suppurans.*)

(49¹.) d. *Tubercular peritonitis.* (*Peritonitis tuberculosa.*)

e. Adhesions of the peritoneum. (*Peritonæum adhærens.*)

532. *Ascites. (*Ascites.*)

532a. †Non-malignant tumours. (*Tumores non maligni.*)

Return such tumours here according to the list at p. 11.

(44¹.) *Cancer.* (*Carcinoma.*)

(45¹.) *Colloid.* (*Morbus collodes.*)

533. Parasitic disease. (*Morbus parasiticus.*)

Return cases of this class according to the list at p. 119.
(Nos. 4, 14, 22.)

(1067-70.) *Injuries.* (*Injurix.*)

DISEASES OF THE MESENTERIC GLANDS

(MORBI GLANDULARUM MESENTERII.)

534. Inflammation. (*Inflammati.*)

535. Abscess. (*Abscessus.*)

536. Enlargement. (*Amplificati.*)

(44¹.) *Cancer.* (*Carcinoma.*)

537. Non-malignant tumours. (*Tumores non maligni.*)

Return such tumours here according to the list at p. 11.

(49¹.) *Tubercle.* (*Tubercula.*)

(49¹.) *Tabes mesenterica.* (*Tabes mesenterica.*)

* When the cause of this affection has been ascertained, the case should be returned under the head of the primary disease, the secondary affection being also specified.

† Non-malignant tumours in the abdomen of uncertain seat must be returned under this heading.

DISEASES OF THE URINARY SYSTEM.

(MORBI URINÆ APPARATUS.)

Register the diseases printed here in *Italics*, not under this heading, but at the place referred to in each instance by number.

DISEASES OF THE KIDNEY.

(MORBI RENUM.)

538. Bright's disease. *Synonym*, Albuminuria. (Morbus Brightii. *Idem valet* Albuminuria.) *Definition*: A generic term including several forms of acute and chronic disease of the kidney, usually associated with albumen in the urine, and frequently with dropsy, and with various secondary diseases resulting from deterioration of the blood.

1. Acute Bright's disease. *Synonyms*, Acute albuminuria, Acute desquamative nephritis, Acute renal dropsy. (Morbus Brightii acutus. *Idem valet* Albuminuria acuta, Nephritis desquamans acuta, Anasarca renalis acuta.)

2. Chronic Bright's disease. *Synonym*, Chronic albuminuria. (Morbus Brightii longus. *Idem valet* Albuminuria longa.)

Sub-divisions:

a. Granular kidney. *Synonyms*, Contracted granular kidney, Chronic desquamative nephritis, Gouty kidney. (V.—Renes granulosi. *Idem valet* Renes granulatum contracti, Nephritis desquamans longa, Renes podagrici.)

b. Fatty kidney. (V.—Renes adiposi.)

c. Lardaceous kidney. *Synonyms*, Amyloid disease, Waxy kidney. (V.—Renes lardacei. *Idem valet* Morbus amyloides, Renes cerei.)

539. Suppurative nephritis. (Nephritis suppurans.) *Definition*: Inflammation with suppuration of the substance of the kidney.

540. Abscess. (Abscessus.)

541. Pyelitis. (Pyelitis.)

542. Fibrinous deposit. (Deposita fibrinosa.)

543. Hydronephrosis. (Hydrops renum.) *Definition*: A dilatation of the pelvis and glandular substance of the kidney into one or more cysts by retained secretion.

544. Hypertrophy. (Hypertrophia.)

545. Atrophy. (Atrophia.)

(44¹.) *Cancer*. (*Carcinoma*.)

546. Non-malignant tumours. (Tumores non maligni.)

Return such tumours here according to the list at p. 11.

547. Simple cyst. (Cystis simplex.)

548. Urinary cyst [from injury.] (Cystis urinalis [ex injuriâ.])

(49¹.) *Tubercle*. (*Tubercula*.)

549. Parasitic disease. (Morbus parasiticus.)

Return cases of this class according to the list at p. 118.
(Nos. 8, 14, 22, 29.)

550. Calculus. (Calculus.)

551. Calculus in the ureter. (Decensus calculi per ureteres.)

552. Malformations. (Deformitates ingenitæ.)

Return cases of this class according to the list at pp. 124, 125.

(1066-71.) *Injuries*. (*Injurie*.)

553. *Hæmaturia renalis. (Hæmaturia renalis.)

554. *Suppression of urine. *Synonym*, Ischuria renalis. (Urina suppressa. *Idem valet* Ischuria renalis.)

(52.) *Diabetes*. *Synonym*, *Diabetes mellitus*. (*Diabetes*. *Idem valet* *Diabetes mellitus*.)

555. *Diuresis. (Urina frequens.)

556. Movable kidney. (Renes mobiles.)

DISEASES OF THE BLADDER.

(MORBI VESICÆ.)

557. Cystitis. *Synonym*, Catarrh of the bladder. (Cystitis. *Idem valet* Catarrhus vesicæ.)

a. Acute. (Acuta.)

*b. Chronic. (Longa.)

558. Ulceration. (Exulceratio.)

* When the cause of this affection has been ascertained, the case should be returned under the head of the primary disease, the secondary affection being also specified.

559. Suppuration. (Suppuratio.)
560. Sloughing. (Sphacelus.)
561. Vesico-intestinal fistula. (Fistula vesicam inter et intestina.)
562. Recto-vesical fistula. (Fistula rectum inter et vesicam.)
- (660.) *Utero-vesical fistula.* (*Fistula uterum inter et vesicam.*)
- (675.) *Vesico-vaginal fistula.* (*Fistula vesicam inter et vaginam.*)
563. Hypertrophy. (Hypertrophia.)
564. *Distension. (Distentio.)
- a.* Sacculated bladder. (Vesica in sacculos partita.)
- b.* Rupture. (Vesica rupta.)
565. Inversion. (Vesica inversa.)
566. Extroversion. (Vesica foras patens.)
567. Hernia. (Hernia.)
- (44¹.) *Cancer.* (*Carcinoma.*)
568. Fibrous tumour. (Tumor fibrosus.)
569. Villous tumor. (Tumor villosus.)
570. Calculus. (Calculus.)
- a.* Uric acid. (Acidum uricum.)
- b.* Urate of ammonia. (Ammoniaë uras.)
- c.* Uric oxide. *Synonym*, Xanthic oxide. (Oxidum uricum. *Idem valet* Oxidum xanthicum.)
- d.* Oxalate of lime. (Calcis oxalas.)
- e.* Cystic oxide. (Oxidum cysticum.)
- f.* Phosphate of lime. (Calcis phosphas.)
- g.* Triple phosphate. (Phosphas triplex.)
- h.* Fusible. (Calculus fusilis.)
- i.* Carbonate of lime. (Calcis carbonas.)
- k.* Fibrinous. (Calculus fibrinosus.)
- l.* Urostealith. (Urosteatoma.)
- m.* Blood calculus. (Calculus sanguineus.)
- Foreign bodies. (Corpora adventitia.)
571. *Hæmaturia [vesical]. [Hæmaturia [ex vesicâ.]]
- 571*a.* Malformations. (Deformitates ingentitæ.)

Return such cases according to the list at pp. 125, 126.

(1083, 1091.) *Injuries.* (*Injurie.*)

* When the cause of this affection has been ascertained, the case should be returned under the head of the primary disease, the secondary affection being also specified.

572. *Paralysis. (Paralysis.)
 573. *Irritability. (Vesica irritabilis.)
 574. *Spasm. (Spasmus.)
 575. *Neuralgia. (Neuralgia.)
 576. *Incontinence of urine. (Incontinentia urinæ.)
 577. *Retention of urine. (Retentio urinæ.)

DISEASES OF THE PROSTATE GLAND.†

(MORBI GLANDULÆ PROSTATÆ.)

578. Inflammation. (Inflammatiō.)
 a. Acute. (Acuta.)
 b. Chronic. (Longa.)
 579. Ulceration. (Exulceratiō.)
 580. Abscess. (Abscessus.)
 581. Atrophy. (Atrophia.)
 (44¹.) *Cancer.* (*Carcinoma.*)
 582. Non-malignant tumours. *Synonym,* Enlarged lobe of the prostate. (Tumores non maligni. *Idem valet* Lobus prostatae amplificatus.)
 582a. Chronic enlargement. (Amplificatiō longa.)
 583. Cyst. (Cystis.)
 (49¹.) *Tubercle.* (*Tubercula.*)
 584. Calculi. (Calculi.)

GONORRHŒA AND ITS COMPLICATIONS.†

(GONORRHŒA ET ADDITAMENTA GONORRHŒÆ.)

585. Gonorrhœa. (Gonorrhœa.)
 a. In the male. (Marius.)
 b. In the female. (Fœminarum.)
 586. Balanitis. (Balanitis.)
 (841.) *Herpes preputialis.* (*Herpes præputii.*)
 587. Phimosis. (Phimosis.)
 588. Paraphimosis. (Paraphimosis.)
 589. Bubo. (Inguen.)
 590. Lacunar abscess. (Abscessus lacunarum.)
 (580.) *Prostatic abscess.* (*Abscessus prostatae.*)

* When the cause of this affection has been ascertained, the case should be returned under the head of the primary disease, the secondary affection being also specified.

† These diseases, which rank properly under the diseases of the Generative System, are inserted here on anatomical grounds.

591. Epididymitis. *Synonym*, Gonorrhœal orchitis. (Epididymitis. *Idem valet* Orchitis gonorrhœica.)
- a. Abscess. (Abscessus.)
592. Abscess of the spermatic cord. (Abscessus funiculi seminalis.)
593. Condyloma. (Condyloma.)
- a. In the male. (Marium.)
- b. In the female. (Fœminarum.)
594. Gleet. (Gonorrhœa mucosa.)
- (631.) *Inflammation of ovary.* (*Inflammatiô ovarii.*)
595. Abscess of the vulva. (Abscessus vulvæ.)
- (117.) *Gonorrhœal ophthalmia.* (*Ophthalmia gonorrhœica.*)
- (140.) *Gonorrhœal iritis.* (*Iritis gonorrhœica.*)
- (35.) *Gonorrhœal rheumatism.* (*Rheumatismus gonorrhœicus.*)

DISEASES OF THE MALE URETHRA.

(MORBI ITINERIS URINÆ VIRILIS.)

- 595a. Urethritis. (Inflammatiô.)
596. Stricture. (Strictura.)
- Note.*—When the cause of the stricture is known, it should be stated.
- a. Organic. (Ex morbo inhærenti.)
- b. Traumatic. (Ex vulnere.)
- c. Spasmodic. (E spasmô.)
- d. Inflammatory. (Ex inflammatione.)
597. Ulcer. (Ulcus.)
598. Urinary abscess. (Abscessus urinalis.)
599. Urinary fistula. (Fistula urinalis.)
600. Recto-urethral fistula. (Fistula rectum inter et iter urinæ.)
601. Extravasation of urine. (Suffusio urinæ.)
- 601a. Impacted calculus. (Calculus inhærens.)
- a. Foreign bodies. (Corpora adventitia.)
- 601b. Malformations. (Deformitates ingenitæ.)

Return such cases according to the list at pp. 125, 126.

(1078-91.) *Injuries.* (*Injuris.*)

DISEASES OF THE GENERATIVE SYSTEM.

(MORBI GENITALIUM.)

Register the diseases printed here in *Italics*, not under this heading, but at the place referred to in each instance by number.

DISEASES OF THE MALE ORGANS OF GENERATION.

(MORBI GENITALIUM VIRILIUM.)

It has been found convenient, on anatomical grounds, to place the Diseases of the Prostate, and Gonorrhœa, which rank properly under Diseases of the Generative System, at p. 60, between the Diseases of the Bladder and those of the Urethra.

DISEASES OF THE PENIS.

(MORBI COLIS.)

602. Inflammation. (*Inflammatiō.*)
603. Abscess. (*Abscessus.*)
(585^a.) *Gonorrhœa.* (*Gonorrhœa.*)
(593^a.) *Condyloma.* (*Condyloma.*)
604. Gangrene. (*Gangræna.*)
605. *Priapism. (*Priapismus.*)
(43¹.) *Syphilis.* (*Syphilis.*)
(44¹.) *Cancer.* (*Carcinoma.*)
a. *Of the prepuce.* (*Præputii.*)
b. *Of the body.* (*Corporis.*)
606. Non-malignant tumours. (*Tumores non maligni.*)
Return such tumours here according to the list at p. 11.
(1078.) *Injuries.* (*Injuriæ.*)
607. Malformations. (*Deformitates ingentitæ.*)
Return such cases according to the list at p. 124.
a. Phimosiſ—congenital. (*Phimosiſ—ingentita.*)

DISEASES OF THE SCROTUM.

(MORBI SCROTI.)

608. Sloughing. (*Sphacelus.*)
609. Œdema. (*Œdema.*)
610. Elephantiasis. (*Elephantiasis.*)
(834.) *Prurigo.* (*Prurigo.*)
(43¹.) *Syphilis.* (*Syphilis.*)
(44¹.) *Cancer.* (*Carcinoma.*)
(44^{1c}.) *Epithelial cancer.* *Synonym, Chimney-sweeper's cancer.* (*Carcinoma epitheliosum.* *Idem valet Carcinoma caminos purgantium.*)
611. Non-malignant tumours. (*Tumores non maligni.*)
Return such tumours here according to the list at p. 11.
611a. Malformations. (*Deformitates ingentitæ.*)
Return such cases here according to the list at p. 125.

DISEASES OF THE CORD.

(MORBI FUNICULI SEMINALIS.)

612. Hydrocele. (*Hydrocele.*)

* When the cause of this affection has been ascertained, the case should be returned under the head of the primary disease, the secondary affection being also specified.

Varieties :

- a. Encysted. (Cystica.)
- b. Diffused. (Diffusa.)
- 613. Varicocele. (Cirsocele.)
- 614. Non-malignant tumours. (Tumores non maligni.)
Return such tumours here according to the list at p. 11.
- 615. Neuralgia. (Neuralgia.)

DISEASES OF THE TUNICA VAGINALIS.

(MORBI TUNICÆ VAGINALIS.)

- 616. Inflammation. (Inflammatio.)
- 617. Hydrocele. (Hydrocele.)

Varieties :

- a. Congenital. (Ingenita.)
- b. Infantile. (Infantilis.)
- c. Encysted. (Cystica.)
- 618. Hæmatocele. (Hæmatocele.)
- 619. Loose bodies. (Corpora libera.)

DISEASES OF THE TESTICLE.

(MORBI TESTICULI.)

- 620. Orchitis. (Orchitis.)
 - a. Acute. (Acuta.)
 - b. Chronic. (Longa.)
- 620a. Epididymitis. (Epididymitis.)
- 621. Abscess. (Abscessus.)
- 622. Protrusion of tubuli. *Synonyms*, Hernia testis, Fungus testis.
(Procidentia tubulorum. *Idem valent* Hernia testiculi, Fungus testiculi.)
- 623. Atrophy. (Atrophia.)
- (43¹.) *Syphilitic disease.* (Morbus syphiliticus.)
- (44¹.) *Cancer.* (Carcinoma.)
- 624. Non-malignant tumours. (Tumores non maligni.)
Return such tumours here according to the list at p. 11.
- 625. Cystic disease. (Morbus cysticus.)
- (49¹.) *Tubercle.* (Tubercula.)
- (1078.) *Injuries.* (Injurix.)
- 626. Malformations. (Deformitates ingenitæ.)
Return such cases according to the list at pp. 124, 126.
 - a. Foetal remains in the testicle. (Residua ex partu in testiculis.)
 - b. Malposition. (Positura prava.)

627. Spermatorrhœa. (Spermatorrhœa.)
 628. Impotence. (Inopia virilitatis).
 629. Neuralgia. (Neuralgia.)

DISEASES OF THE FEMALE ORGANS OF GENERATION IN THE UNIM-
 PREGNATED STATE.

(MORBI LOCORUM VIRGINALIIUM.)

DISEASES OF THE OVARY.

(OVARII.)

630. Inflammation. (Inflammatiô.)
 631. Abscess. (Abscessus.)
 632. Hæmorrhage. (Hæmorrhagia.)
 633. Atrophy. (Atrophia.)
 634. Hypertrophy. (Hypertrophia.)
 (44¹.) *Cancer.* (*Carcinoma.*)
 635. Fibrous tumour. (Tumor fibrosus.)
 636. Encysted dropsy. (Hydrops cysticus.)
 637. Complex cystic tumour. *Synonyms,* Alveolar, gelatinous, and
 colloid tumour; Cystosarcoma. (Tumorcysticus multiplex.
Idem valet Tumor alveolaris, glutinosus, collodes; Cysti-
 sarcoma.)
 a. With intracystic growths. (Intus innascente materia mor-
 bida.)
 638. Cyst, containing tegumentary structures. (Cystis tegumentorum
 ad similitudinem structa.)
 a. Cutaneous or piliferous cyst. *Synonym,* Dermoid cyst. (Cys-
 tis cutigera sive pilosa. *Idem valet* dermatodes.)
 b. Dentigerous cyst. (Cystis dentigera.)
 (49¹.) *Tubercle.* (*Tubercula.*)
 639. Parasitic disease. (Morbus parasiticus.)
 Return cases of this class according to the list at p. 119.
 (Nos. 22, 31.)
 640. Dislocation. (Ovarium loco motum.)
 a. Transplantation. (Translatum.)
 641. Hernia. (Hernia.)
 642. Malformations. (Deformitates ingenitæ.)

Return such cases according to the list at p. 124.

DISEASES OF THE FALLOPIAN TUBE.

(MORBI TUBI FALLOPIANI.)

- 643. Abscess. (Abscessus.)
- 644. Dropsy. (Hydrops.)
- 645. Stricture. (Strictura.)
- 646. Occlusion. (Foramen oclusum.)
- 44¹.) *Cancer.* (*Carcinoma.*)
- 647. Cyst. (Cystis.)
- 49¹.) *Tubercle.* (*Tubercula.*)
- 648. Dislocation. (Tubus loco motus.)
- 649. Hernia. (Hernia.)

DISEASES OF THE BROAD LIGAMENT.

(MORBI LIGAMENTUM LATI.)

- 650. Inflammation. (Inflammatiō.)
 - a. Pelvic peritonitis. (Peritonitis pelvica.)
 - b. Pelvic cellulitis. (Phlegmone pelvica.)
- 651. Abscess. (Abscessus.)
- 652. Cyst. (Cystis.)
- 653. Periuterine or pelvic hæmatocele. (Hæmatocele circumuterina sive pelvica.)

DISEASES OF THE UTERUS, INCLUDING THE CERVIX.

(MORBI UTERI CERVICISQUE.)

- 654. Catarrh. *Synonym,* Leucorrhœa. (Catarrhus. *Idem valet* Leucorrhœa.)
 - a. Hydrorrhœa. (Hydrorrhœa.)
- 655. Inflammation. (Inflammatiō.)
- 656. Granular inflammation. (Inflammatiō granulosa.)
- 657. Abrasion. (Uterus abrasus.)
- 658. Ulcer. (Ulcus.)
- 658a. Rodent ulcer. (Ulcus erodens.)
- 659. Abscess. (Abscessus.)
- 660. Utero-vesical fistula. (Fistula uterum inter et vesicam.)
- 661. Stricture of the orifice. (Strictura oris.)

662. Stricture of the canal. (*Strictura canalis.*)
663. Occlusion of the orifice. (*Os occlusum.*)
664. Occlusion of the canal. (*Canalis occlusus.*)
665. Hypertrophy. (*Hypertrophia.*)
 a. Elongation of the cervix. (*Cervix producta.*)
666. Atrophy. (*Atrophia.*)
- (44¹.) *Cancer.* (*Carcinoma.*)
 a. *Scirrhus.* (*Scirrhus.*)
 b. *Medullary cancer.* (*Carcinoma medullosum.*)
 c. *Epithelial carcinoma.* (*Carcinoma epitheliosum.*)
667. Non-malignant tumours. (*Tumores non maligni.*)
- 667a. Fibrous tumour. (*Tumor fibrosus.*)
- 667b. Polypus. (*Polypus.*)

Note.—Under this head should be returned all pedunculated tumours growing from the cavity or neck of the uterus, whether mucous, cellular, or fibrous.

- (49¹.) *Tubercle.* (*Tubercula.*)
668. Displacements and distortions. (*Uterus loco motus et distortus.*)
 a. Ante-version. (*Uterus pronus.*)
 b. Retro-version. (*Uterus resupinatus.*)
 c. Ante-flexion. (*Uterus provolutus.*)
 d. Retro-flexion. (*Uterus retroflexus.*)
 e. Inversion. (*Uterus inversus.*)
 f. Prolapsus. (*Uterus prolapsus.*)
 1. Procidentia. (*Procidentia.*)
 g. Hernia. (*Hernia.*)

669. Malformations. (*Deformitates ingenitæ.*)

Return such cases according to the list at pp. 124, 125.

DISEASES OF THE VAGINA.

(*MORBI VAGINÆ.*)

670. Catarrh. *Synonym,* Leucorrhœa. (*Catarrhus. Idem valet Leucorrhœa.*)
671. Inflammation. (*Inflammatiô.*)
672. Abscess. (*Abscessus.*)

(585^b.) *Gonorrhœa.* (*Gonorrhœa.*)

673. Cicatrix or band. (*Cicatrix vel habenula.*)

674. Vaginal fistula. (*Fistula in vagina.*)

675. Vesico-vaginal fistula. (*Fistula vesicam inter et vaginam.*)

676. Recto-vaginal fistula. (*Fistula rectum inter et vaginam.*)

677. Hernia. (*Hernia.*)

a. Cystocele. (*Cysticele.*)

b. Rectocele. (*Enteroccele recti.*)

(44¹.) *Cancer.* (*Carcinoma.*)

678. Non-malignant tumours. (*Tumores non maligni.*)

a. Polypus. (*Polypus.*)

679. Laceration. (*Laceratio.*)

679a. Malformations. (*Deformitates ingentæ.*)

Return such cases here according to the list at pp. 124, 125.

DISEASES OF THE VULVA.

(*MORBI VULVÆ.*)

680. Inflammation of the labia. (*Inflammatiô labiorum.*)

681. Pruritus. (*Pruritus.*)

(843.) *Eczema of the labia.* (*Eczema labiorum.*)

682. Œdema of the labia. (*Œdema labiorum.*)

683. Abscess. (*Abscessus.*)

684. Gangrene. (*Gangræna.*)

685. Hypertrophy. (*Hypertrophia.*)

Note.—Specify the part.

686. Occlusion. (*Foramen oclusum.*)

687. Imperforate hymen. (*Membrana vulvæ impervia.*)

(266.) *Varicose veins.* (*Varices.*)

(43¹.) *Syphilis.* (*Syphilis.*)

(44¹.) *Cancer.* (*Carcinoma.*)

688. Vascular tumour of the meatus urinarius. (*Tumor vasculosus urinæ itineris.*)

689. Mucous cyst. (*Cystis mucosa.*)

(593^b.) *Condyloma.* (*Condyloma.*)

689a. Malformations. (*Deformitates ingentæ.*)

Return such cases here according to the list at p. 124.

FUNCTIONAL DISEASES OF THE FEMALE ORGANS OF GENERATION.

(VITIA NATURALIUM ACTIONUM LOCORUM VIRGINALIIUM.)

690. Amenorrhœa. *Synonym*, Absent menstruation. (Amenorrhœa
Idem valet Menstrua non provenientia.)*Varieties :*a. From original defective formation. (V.—Ex defectione partium
ingentâ.)b. From want of development at the time of puberty. (V.—Ex
incrementi inopiâ sub puberum ætatem.)

c. From mechanical obstruction. (V.—Ex interclusione profluvii.)

d. From temporary suppression. (V.—E suppressis in tempus
menstruis.)691. Scanty menstruation. *Synonym*, Deficient menstruation. (Men-
strua exilia.)

692. Vicarious menstruation. (Menstrua vicaria.)

693. Dysmenorrhœa. *Synonym*, Painful menstruation. (Menstrua
difficilia.)694. Menorrhagia. *Synonym*, Excessive menstruation. (Menstrua im-
modica.)

694a. Hæmorrhage. (Hæmorrhagia.)

(56.) Chlorosis. *Synonym*, Green sickness. (Chlorosis. *Idem valet*
Pallor luteus fœminarum.)

AFFECTIONS CONNECTED WITH PREGNANCY.

(MALA GRAVIDIS INCIDENTIA.)

*DISORDERS OF THE NERVOUS SYSTEM.

(MALA NERVORUM APPARATUS.)

Neuralgia. (Neuralgia.)

Varieties :

a. Odontalgia. (V.—Dolor dentium.)

b. Cephalalgia. (V.—Dolor capitis.)

c. Mastodynia. (V.—Dolor mammarum.)

Chorea. (Chorea.)

* These affections are secondary, and are therefore not numbered.

Convulsions. (Membrorum distentio.)

Hypochondriasis. (Hypochondriasis.)

Mania. (Mania.)

*DISORDERS OF THE CIRCULATORY SYSTEM.

(MALA SANGUINIS APPARATUS.)

Varicose veins. (Varices.)

a. Of the lower extremities. (Membrorum inferiorum.)

b. Of the labia. (Labiorum.)

c. Of the rectum. Hæmorrhoids. (Recti intestini. Hæmorrhoides.)

Serous exudation. (Profusio seri.)

Varieties:

a. Ascites. (V.—Ascites.)

b. Œdema of the labia. (V.—Œdema labiorum.)

c. Œdema of the lower extremities. (V.—Œdema membrorum inferiorum.)

Syncope. (Defectio animæ.)

Palpitation. (Palpitatio cordis.)

*DISORDERS OF THE RESPIRATORY SYSTEM.

(MALA SPIRITUS APPARATUS.)

Dyspnœa. (Dyspnœa.)

Orthopnœa. (Orthopnœa.)

Cough. (Tussis.)

*DISORDERS OF THE DIGESTIVE SYSTEM

(MALA CONCOCTIONIS APPARATUS.)

Salivation. (Saliva frequens.)

Depraved and capricious appetite. (Cupiditas cibi prava et inconstans.)

Nausea and vomiting. (Nausea et vomitus.)

Cardialgia or Heartburn. (Cardialgia sive ardor ventriculi.)

Pyrosis. (Pyrosis.)

Intestinal cramp—colic. (Tormina—colici dolores.)

Constipation. (Alvus adstricta.)

* These affections are secondary, and are therefore not numbered.

Diarrhœa. (Alvus soluta.)

Jaundice. (Morbus regius.)

*DISORDERS OF THE URINARY SYSTEM.

(MALA URINÆ APPARATUS.)

Albuminuria. (Albuminuria.)

Dysuria. (Difficultas urinæ.)

Incontinence of urine. (Incontinentia urinæ.)

Retention of urine. (Retentio urinæ.)

DISORDERS OF THE GENERATIVE SYSTEM.

(MALA GENITALIUM APPARATUS.)

695. Metritis. *Synonym*, Hysteritis. (Metritis.)

696. Discharge of watery fluid from the uterus—Hydorrhœa. (Profluvium aquosum ex utero—Hydorrhœa.)

697. Rheumatism of the uterus. (Rheumatismus uteri.)

698. Hysteralgia. (Metralgia.)

699. Spurious pains and cramp. (Dolores et spasmi nothi.)

(670.) *Catarrh of the vagina.* *Synonym*, *Leucorrhœa.* (*Catarrhus vaginae.*
Idem valet Leucorrhœa.)

700. Sanguineous discharge. *Synonym*, Menstruation. (Profluvium sanguineum. *Idem valet* Menstrua.)

701. Hæmorrhage. (Hæmorrhagia.)

702. Displacements of the uterus. (Uterus loco motus.)

Varieties:

a. Prolapsus. (V.—Prolapsio.)

b. Hernia. (V.—Hernia.)

c. Retroversion. (Uterus resupinatus.)

(681.) *Pruritus of the vulva.* (*Pruritus vulvæ.*)

703. Abortion. (Abortus.)

*These affections are secondary, and are therefore not numbered.

704. Premature labour. (Partus intempestivus.)

705. Extra-uterine gestation. (Fœtus extra uterum gestatus.)

AFFECTIONS CONNECTED WITH PARTURITION.

(MALA PARTURIENTIBUS INCIDENTIA.)

706. Atony of the uterus. (Resolutio uteri.)

707. Over-distention of the uterus. (Uterus supra modum distentus.)

a. From excess of liquor amnii. (Ex immodico liquore amnii.)

b. From twins, triplets, &c. (Ex geminis, trigeminis, etc.)

708. Mechanical obstacle to the action of the uterus. (Impedimenta corporea partui obstantia.)

a. From occlusion of the os uteri. (Os uteri occlusum.)

b. From rigidity (1) of the os uteri. (Os uteri rigidum.)

(2) of the vagina. (Vagina rigida.)

(3) of the perineum. (Perineum rigidum.)

c. From cancer of the cervix uteri. (Carcinoma cervicis uteri.)

d. From narrowness of the vagina. (Vagina coarctata.)

e. From cicatrix or band in the vagina. (Cicatrix vel habenula in vaginâ.)

f. From vaginal cyst. (Cystis vaginalis.)

g. From prolapsus of the bladder. (Vesica prolapsa.)

h. From stone in the bladder. (Calculus vesicæ.)

i. From distended rectum. (Distentio recti intestini.)

k. From prolapsus of the rectum. (Rectum prolapsum.)

l. From tumour. (Tumor.)

Varieties:

1. Uterine. (V.—Uteri.)

2. Ovarian. (V.—Ovarii.)

3. Pelvic. (V.—Pelvis.)

4. Of external parts. (V.—Partium exteriorum.)

m. From polypus. (Polypus.)

n. From fractured pelvis. (Fractura ossis coxarum.)

o. From exostosis. (Exostosis.)

p. From distorted or contracted pelvis. (Distortum vel constrictum os coxarum.)

q. From dislocated lumbar vertebræ into pelvis. *Synonym*, Spondylolisthesis. (Loco motæ in pelvim lumborum vertebræ. *Idem valet* Spondylolisthesis.)

r. From ankylosed coccyx. (Ankylosis coccygis.)

s. From diminutive pelvis. (Pelvis angusta.)

t. From extreme anteversion of the uterus [with pendulous abdomen.] (Uterus penitus in pronum versus pendente abdomine.)

u. From excessive size of the fœtus. (Fœtus prægrandis.)

v. From malposition of the fœtus. (Fœtus male collocatus.)

w. From malformation of the fœtus. (Deformitas fœtus.)

x. From enlargement of the fœtus from disease. (Fœtus morbo adauctus.)

y. From unusual thickness of the fœtal membranes. (Crassitudo inusitata membranarum fœtus.)

z. From unusual shortness of the funis. (Brevitas inusitata funis.)

709. Hæmorrhage. (Hæmorrhagia.)

- a.* From placenta prævia. *Synonym*, Unavoidable hæmorrhage. (E secundis præviis. *Idem valet* Hæmorrhagia inevitabilis.)
- b.* From accidental detachment of the placenta. *Synonym*, Accidental hæmorrhage. (E secundis casu separatis. *Idem valet* Hæmorrhagia fortuita.)
- c.* From thrombus of the cervix uteri or labium. (Ex thrombosi cervicis uteri vel labii.)
710. Rupture or laceration of the uterus. (Diruptio vel laceratio uteri.)
711. Rupture or laceration of the vagina. (Diruptio vel laceratio vaginæ.)
712. Rupture or laceration of the urinary bladder. (Diruptio vel laceratio vesicæ.)
713. Rupture or laceration of the perineum. (Diruptio vel laceratio perinei.)
714. Retention of the placenta. (Retentio secundarum.)
- a.* From atony of the uterus. (Ex resolutione uteri.)
- b.* From irregular or hour-glass contraction. (Ex contracto sine ordine vel ad similitudinem horologii utero.)
- c.* From preternatural adhesions. (Præter naturam adhærentium.)
715. Inversion of the uterus. (Uterus inversus.)
716. Convulsions. (Membrorum distentio.)

AFFECTIONS CONSEQUENT ON PARTURITION.

(MALA PUERPERIS INCIDENTIA.)

717. Post-partum hæmorrhage. (Hæmorrhagia post partum.)
- (33.) *Puerperal ephemera.* (*Ephemera puerperarum.*)
718. Milk fever. (Febris lactantium.)
- (32.) *Puerperal fever.* (*Febris puerperarum.*)

719. Metro-peritonitis. *Synonym*, Puerperal peritonitis. (Metroperitonitis. *Idem valet* Peritonitis puerperarum.)
- a. Metritis. (Metritis.)
- (531.) b. Peritonitis. (*Peritonitis.*)
- (260.) Phlebitis. (*Phlebitis.*)
- (261.) Phlegmasia dolens. (*Phlegmasia dolens.*)
- (650^b.) Pelvic cellulitis. (*Phlegmone pelvica.*)
720. Iliac and pelvic abscesses. (Abscessus iliorum et pelvis.)
721. Sloughing of the cervix uteri. (Sphacelus cervicis uteri.)
722. Sloughing of the vagina. (Sphacelus vaginæ.)
723. Sloughing of the perineum. (Sphacelus perinei.)
724. Sloughing of the bladder. (Sphacelus vesicæ.)
725. Sloughing of the rectum. (Sphacelus recti intestini.)
- (660.) Utero-vesical fistula. (*Fistula uterum inter et vesicam.*)
- (675.) Vesico-vaginal fistula. (*Fistula vesicam inter et vaginam.*)
- (676.) Recto-vaginal fistula. (*Fistula rectam inter et vaginam.*)
- (729.) Inflammation of the female breast. (*Inflammatio mammæ fæmineæ.*)
- (730.) Abscess of the female breast. (*Abscessus mammæ fæmineæ.*)
726. Puerperal mania. (Mania puerperarum.)
- a. Connected with parturition. (A partu.)
- b. Connected with lactation. (Lactantium.)
727. Puerperal convulsions. *Synonym*, Eclampsia. (Membrorum distensio in puerperis. *Idem valet* Eclampsia.)

728. Sudden death after delivery. (*Mors repentina post partum.*)
- a. From shock or nervous exhaustion. (*Ex concussa vel nervorum vi exinanita.*)
 - b. From impaction of coagula in the heart and pulmonary artery. (*Ex impactione coagulorum in corde arteriaque pulmonali.*)
 1. Thrombosis. (*Thrombosis.*)
 2. Embolism. (*Embolus.*)
 - c. From entrance of air into veins [from separation of the placenta.] (*Ex introitu aëris in venas separatis secundis.*)

(902.) *Still-born.* (*Partus emortuus.*)

(903.) *Premature birth.* (*Partus intempestivus.*)

DISEASES OF THE FEMALE BREAST.

(*MORBI MAMMÆ FEMINEÆ.*)

729. Inflammation. (*Inflammatiō.*)
- a. Acute. (*Acuta.*)
 - b. Chronic. (*Longa.*)
730. Abscess. (*Abscessus.*)
731. Sinus. (*Fistula.*)
732. Galactorrhœa. (*Profluvium lactis.*)
733. Deficiency of milk. (*Inopia lactis.*)
734. Hypertrophy. (*Hypertrophia.*)
735. Atrophy. (*Atrophia.*)
736. Depressed nipple. (*Papilla depressa.*)
737. Chapped nipple. (*Papilla scissa.*)
738. Ulcerated nipple. (*Papilla exulcerata.*)
- (44¹.) *Cancer.* (*Carcinoma.*)
- a. *Scirrhus.* (*Scirrhus.*)
 - b. *Medullary cancer.* (*Carcinoma medullosum.*)

c. *Epithelial cancer.* (*Carcinoma epitheliosum.*)(45¹.) *Colloid.* (*Morbus collodes.*)739. Non-malignant tumours. (*Tumores non maligni.*)739^a. Fibrous tumour. *Synonym*, Painful sub-cutaneous tumour.
(*Tumor fibrosus. Idem valet Tumor subcutaneus dolens.*)740. Fibro-plastic tumour. (*Tumor fibroplasticus.*)741. Fatty tumour. (*Tumor adiposus.*)742. Osseous tumour. (*Tumor osseus.*)743. Cartilaginous tumour. *Synonym*, Enchondroma. (*Tumor cartilaginosisus. Idem valet Enchondroma.*)744. Chronic mammary tumour. *Synonym*, Adenoid tumour. (*Tumor mammarum longus. Idem valet Tumor adenoïdes.*)745. Vascular tumour. (*Tumor vasculosus.*)746. Cyst. (*Cystis.*)747. Complex cystic tumour. *Synonym*, Cysto-sarcoma. (*Tumor cysticus multiplex. Idem valet Cystisarcoma.*)748. Parasitic disease. (*Morbus parasiticus.*)

Return cases of this class according to the list at p. 118. (Nos. 14, 22.)

749. Hyperæsthesia. (*Hyperæsthesia.*)750. Mastodynia. *Synonym*, Neuralgia. (*Dolor mammarum. Idem valet Neuralgia.*)

DISEASES OF THE MALE MAMMILLA.

(MORBI MAMMILLÆ VIRILIS.)

Register the disease printed here in *Italics*, not under this heading, but at the place referred to by number.

751. Inflammation. (Inflammatio.)
752. Hypertrophy. (Hypertrophia.)
(44¹.) *Cancer*. (*Carcinoma*.)
753. Non-malignant tumours. (Tumores non maligni.)
Return such cases according to the list at p. 11.
754. Cyst. (Cystis.)

DISEASES OF THE ORGANS OF LOCOMOTION.

(MORBI ORGANORUM CORPUS MOVENTIUM.)

Register the diseases printed here in *Italics*, not under this heading, but at the place referred to in each instance by number.

DISEASES OF BONES.

(MORBI OSSIUM.)

Note.—In all cases the bone affected must be specified.

755. Ostitis. (Ostitis.)
a. Periostitis. (Periostitis.)
1. Nodes. (Nodi ossium.)
756. Diffuse periostitis. *Synonym*, Acute periosteal abscess. (Periostitis diffusa. *Idem valet* Abscessus periosteï acutus.)
a. Acute necrosis. (Necrosis acuta.)
757. Osteo-myelitis. (Ostomyelitis.)
758. Chronic abscess. (Abscessus longus.)
759. Caries. (Caries.)
760. Necrosis. (Necrosis.)
761. Mollities ossium. (Mollities ossium.)
762. Hypertrophy. (Hypertrophia.)
763. Atrophy. (Atrophia.)
764. Spontaneous fracture. (Fractura sponte orta.)

Note.—The cause, if known, should be stated.

(43¹.) *Syphilitic disease.* (*Morbus syphiliticus.*)

(44¹.) *Cancer.* (*Carcinoma.*)

765. Non-malignant tumours. (*Tumores non maligni.*)

a. Fibrous and fibro-cystic. (*Tumor fibrosus et fibrocysticus.*)

b. Myeloid. (*Tumor myelodes.*)

c. Cartilaginous. *Synonym,* Enchondroma. (*Tumor cartilagineus. Idem valet Enchondroma.*)

d. Osseous tumour. *Synonym,* Exostosis. (*Tumor osseus Idem valet Exostosis.*)

Varieties:

1. Ivory. (*Eburneus.*)

2. Cancellated. (*Cancellatus.*)

3. Diffused. (*Diffusus.*)

766. Cyst. (*Cystis.*)

(50.) *Rickets.* (*Rachitis.*)

(49.) *Scrofulous disease.* (*Struma.*)

767. Parasitic disease. (*Morbus parasiticus.*)

Return cases of this class according to the list at p. 118. (Nos. 14, 22, 48.)

767a. Malformations. (*Deformitates ingenitæ.*)

Return such cases here according to the list at pp. 122, 125.

DISEASES OF JOINTS

(*MORBI ARTICULORUM.*)

Note.—In all cases the joint affected is to be specified.

768. Acute synovitis. (*Inflammatio synovialis acuta.*)

769. Chronic synovitis. (*Inflammatio synovialis longa.*)

a. Pulpy degeneration of synovial membrane. (*Degeneratio in pulpam membranæ synovialis.*)

(49¹.) b. *Scrofulous disease of the joints.* (*Struma articularis.*)

(49¹.) 1. *Morbus coxæ.* (*Morbus coxæ.*)

770. Ulceration of cartilage. (*Exulceratio cartilaginis.*)

771. Abscess. (*Abscessus.*)

(31.) a. *Pyæmic abscess.* (*Abscessus pyæmicus.*)

772. Ankylosis. (*Ankylosis.*)

a. Deformity from ankylosis. (*Deformitas ex ankylosi.*)

773. Dropsy of joints. (*Hydrops articulorum.*)

(35.) *Gonorrhœal rheumatism.* (*Rheumatismus gonorrhœicus.*)

- (36.) *Synovial rheumatism.* (*Rheumatismus synovialis.*)
- (41.) *Gouty synovitis.* (*Inflammatio synovialis podagrica.*)
- (42.) *Chronic osteo-arthritis.* *Synonym, Chronic rheumatic arthritis.*
(*Ostoarthritis longa.* *Idem valet Arthritis rheumatica longa.*)
774. Degeneration of cartilage, and of the articular surfaces of bones.
(*Degeneratio cartilaginis et summorum ossium articulare.*)
775. Perforation of joints. (*Articuli perforati.*)
- Note.*—This refers to perforation by disease, and in returning it the original affection should be stated.
776. Loose cartilage. *Synonym, Loose body.* (*Cartilago libera. Idem valet Corpus liberum.*)
777. Relaxation of ligaments. (*Resolutio ligamentorum.*)
778. Displacement of articular cartilage. (*Cartilago articularis locomota.*)
779. Knock-knee. (*Genua introrsum flexa.*)
780. Bow-leg, or out-knee. (*Genua arcuata.*)
- (44¹.) *Cancer.* (*Carcinoma.*)
781. Non-malignant tumours. (*Tumores non maligni.*)
- Return such cases here according to the list at p. 11.
782. Neuralgia of joints. (*Neuralgia articularum.*)

DISEASES OF THE SPINE.

(MORBI SPINÆ.)

783. Ulceration of ligaments and cartilages. (*Exulceratio ligamentorum et cartilaginum.*)
784. Caries and necrosis. (*Caries et necrosis.*)
- a.* Spontaneous fracture of the odontoid process. (*Fractura sponte orta processus odontoidis.*)

785. Psoas, lumbar, and other abscesses. (*Abscessus psoadici, lumbaris aliique.*)

786. Angular deformity. *Synonym*, Kyphosis. (*Deformitas angularis. Idem valet Kyphosis.*)

787. Lateral curvature. *Synonym*, Skoliosis. (*Curvatura ex transverso. Idem valet Skoliosis.*)

788. Anterior curvature. *Synonym*, Lordosis. (*Curvatura in frontem. Idem valet Lordosis.*)

(50.) *Rickety curvature. (Curvatura rachitica.)*

789. Ankylosis. (*Ankylosis.*)

(42.) *Chronic osteo-arthritis. (Ostoarthritis longa.)*

790. Non-malignant tumours. (*Tumores non maligni.*)

Return such cases here according to the list at p. 11.

(44¹.) *Cancer. (Carcinoma.)*

791. Parasitic disease. (*Morbus parasiticus.*)

Return cases of this class according to the list at p. 118. (No. 14.)

792. Malformation. (*Deformitates ingenitæ.*)

Return such cases here according to the list at p. 125.

a. Deformity from malformation.

(80^a.) b. *Spina bifida. (Spina bifida.)*

DISEASES OF THE MUSCULAR SYSTEM.

(MORBI MUSCULORUM APPARATUS.)

Note.—In all cases the affected muscle or muscles should be stated.

DISEASES OF THE MUSCLES.

(MORBI MUSCULORUM.)

793. Inflammation. (*Inflammatiô.*)

794. Abscess. (*Abscessus.*)

795. Gangrene. (*Gangræna.*)

796. Atrophy. (*Atrophia.*)

797. Progressive muscular atrophy. (*Atrophia ingravescens.*)

798. Fatty degeneration. (*Degeneratio adiposa.*)

799. Ossification. (*Conversio in calcem.*)

(43¹.) *Syphilitic deposit. (Deposita ex syphilide.)*

(44¹.) *Cancer. (Carcinoma.)*

- (45¹.) *Colloid.* (*Morbus collodes.*)
800. Non-malignant tumours. (*Tumores non maligni.*)
- a. Erectile tumour. (*Tumor spongiosis.*)
801. Cyst. (*Cystis.*)
- (1145.) *Rupture.* (*Diruptio.*)
- (88.) *Infantile paralysis.* (*Paralysis infantilis.*)
802. Parasitic disease. (*Morbus parasiticus.*)
- Return such cases here according to the list at p. 118. (No. 4.)
- a. Trichinosis. (*Trichinosis.*)
- (95.) *Spasm.* (*Spasmus.*)
803. *Exhaustion. (*Exinanitio virium.*)
- (89^b.) *Scrivener's palsy.* (*Paralysis notariorum.*)
- (19^a.) *Diphtheritic paralysis.* (*Paralysis diphtherica.*)

DISEASES OF TENDONS.

(MORBI TENDINUM.)

804. Inflammation. (*Inflammatiō.*)
- (865^a.) *Thecal abscess.* (*Abscessus thecarum.*)
805. Adhesion of tendons. (*Tendo adhærens.*)
- (44¹.) *Cancer.* (*Carcinoma.*)
806. Non-malignant tumours. (*Tumores non maligni.*)
807. Contraction of tendons, fasciæ, or muscles. (*Coarctatio tendinum, fasciarum, musculorum.*)
808. Club-foot. (*Talipes.*)
- a. Talipes varus. (*Talipes varus.*)
- b. Talipes valgus. (*Talipes valgus.*)
- c. Talipes equinus. (*Talipes equinus.*)
- d. Talipes calcaneus. (*Talipes calcaneus.*)
- e. Talipes calcaneo-varus. (*Talipes calcaneo-varus.*)
- f. Talipes equino-valgus. *Synonym, Flat-foot.* (*Talipes equino-valgus. Idem valet Pes planus.*)
809. Club-hand. (*Manus curta.*)
810. Contracted palmar fascia. (*Arcus palmaris contractus.*)
811. Wry-neck. (*Caput obstipum.*)
- (1146.) *Rupture.* (*Diruptio.*)

* When the cause of this affection has been ascertained, the case should be returned under the head of the primary disease, the secondary affection being also specified.

DISEASES OF THE APPENDAGES OF THE MUSCULAR SYSTEM.

(MORBI APPENDICUM MUSCULORUM.)

812. Enlarged bursa patellæ. *Synonym*, Housemaid's knee. (Byrsa patellæ amplificata.)
813. Enlargement of other bursæ, [specify which.] (Byrsarum aliarum amplificatio.)
814. Bursal tumour. (Tumor byrsæ.) *Definition*: A solid tumour, the result of old enlargement of a bursa.
815. Bursal abscess. (Abscessus byrsæ.)
816. Bunion. (Bunion.)
817. Ganglion. (Ganglion.)
- a. Diffused palmar ganglion. (Ganglion palmare diffusum.)

DISEASES OF THE CELLULAR TISSUE.

(MORBI MEMBRANÆ CELLULOSÆ.)

Register the diseases printed here in *Italics*, not under this heading, but at the place referred to in each instance by number.

818. Inflammation. (Inflammatiō.)
819. Abscess. (Abscessus.)
820. Inflammatory induration in the newly born. (Durities ex inflammatione in recens natis.)
821. Slough. (Sphacelus.)
- (30^b.) *Phlegmonous erysipelas.* (*Erysipelas phlegmonodes.*)
- (862.) *Carbuncle.* *Synonym*, *Anthrax.* (*Carbunculus.*)
822. Obesity. (Obesitas.)
823. *Hæmorrhage. (Hæmorrhagia.)
- (653.) a. *Pelvic hæmatocele.* (*Hæmatocele pelvica.*)
824. Non-malignant tumours. (Tumores non maligni.)
- Return such cases according to the list at p. 11.
- (44¹.) *Cancer.* (*Carcinoma.*)
825. Parasitic disease. (Morbus parasiticus.)
- Return cases of this class according to list at p. 118. (Nos. 4, 5, 14, 21, 22, 43, 48.)
- (1147.) *Foreign substances.* (*Corpora adventitia.*)
826. *Emphysema. (Emphysema.)

* When the cause of this affection has been ascertained, the case should be returned under the head of the primary disease, the secondary affection being also specified.

DISEASES OF THE CUTANEOUS SYSTEM.

(MORBI CUTIS APPARATUS.)

Register the diseases printed here in *Italics*, not under this heading, but at the place referred to in each instance by number.

Note.—When the disease is local, its situation should be specified.

(30.) *Erysipelas.* (*Erysipelas.*)

827. Erythema. (*Erythema.*) This term includes—

1. Erythema læve. (*Erythema læve.*)
2. Erythema fugax. *Synonym, E. volaticum.* (*Erythema fugax.*)
3. Erythema marginatum. (*Erythema marginatum.*)
4. Erythema papulatum. (*Erythema papulatum.*)
5. Erythema tuberculatum. (*Erythema tuberculatum.*)
6. Erythema nodosum. (*Erythema nodosum.*)

828. Intertrigo. (*Intertrigo.*)

829. Roseola. (*Roseola.*) This term includes—

1. Roseola æstiva. (*Roseola æstiva.*)
2. Roseola autumnalis. (*Roseola autumnalis.*)
3. Roseola symptomatica. (*Roseola symptomatica.*)
4. Roseola annulata. (*Roseola annulata.*)

830. Urticaria. *Synonym, Nettle rash.* (*Urticaria.*)

a. Urticaria acuta. (*Urticaria acuta.*)

b. Urticaria chronica. (*Urticaria longa.*) Under one or other of these heads are included—

1. Urticaria febrilis. (*Urticaria febrilis.*)
2. Urticaria evanida. (*Urticaria evanida.*)
3. Urticaria perstans. (*Urticaria perstans.*)
4. Urticaria conferta. (*Urticaria conferta.*)
5. Urticaria subcutanea. (*Urticaria subcutanea.*)
6. Urticaria tuberculata. (*Urticaria tuberculata.*)

831. Pellagra. (Dermatagra.)

832. Acrodynia. (Acrodynia.)

833. Asturian rose. (Rosa Asturica.)

834. Prurigo. (Prurigo.)

835. Lichen. (Lichen.) This term includes—

1. Lichen simplex. (Lichen simplex.)
2. Lichen pilaris. (Lichen pilaris.)
3. Lichen circumscriptus. (Lichen circumscriptus.)
4. Lichen agrius. (Lichen ferox.)
5. Lichen tropicus. *Synonym*, Prickly heat. (Lichen tropicus.)

[The so-called Lichen lividus is really a form of Purpura.]

836. Strophulus. *Synonyms*, Red gum, Tooth rash. (Strophulus.)
This term includes—

1. Strophulus intertinctus. (Strophulus intertinctus.)
2. Strophulus confertus. (Strophulus confertus.)
3. Strophulus candidus. (Strophulus candidus.)

[Strophulus albidus is referred to Acne.]

[Strophulus volaticus to Erythema.]

837. Pityriasis. [This term includes Pityriasis capitis.] *Synonym*, Dan-
driff. (Pityriasis.)

[Pityriasis versicolor is referred to Parasitic affections as a *Synonym*
of Tinea versicolor.]

838. Psoriasis. [This term includes Lepra.]

- a. Psoriasis vulgaris. *Synonym*, Lepra vulgaris. (Psoriasis vulgaris. *Idem valet* Lepræ vulgares.)
- b. Psoriasis guttata. (Psoriasis guttata.)
- c. Psoriasis diffusa. (Psoriasis diffusa.)
- d. Psoriasis gyrata. (Psoriasis gyrata.)
- e. Psoriasis inveterata. (Psoriasis inveterata.)

840. Miliaria. (Miliaria.)

- a. Sudamina. (Sudamina.)

Note.—This affection is almost invariably symptomatic.

841. Herpes. (Herpes.)

Note.—All the varieties which have been named from their locality only are to be included under the term Herpes.

- a. Herpes phlyctenodes. (Herpes phlyctenodes.)
- b. Herpes circinatus. (Herpes circinatus.)
- c. Herpes iris. (Herpes iris.)
- d. Herpes zoster. *Synonym*, Shingles. (Herpes zoster. *Idem valet* Cingulum.)

842. Pemphigus. *Synonym*, Pompholyx. (Pompholyx.)

- a. Pemphigus acutus. (Pompholyx acuta.)
- b. Pemphigus chronicus. (Pompholyx longa.)
- c. Pemphigus solitarius. (Pompholyx solitaria.)

843. Eczema. (Eczema.)

- a. Eczema simplex. (Eczema simplex.)
- b. Eczema rubrum. (Eczema rubrum.)
- c. Eczema impetiginodes. (Eczema impetiginosum.)
- d. Eczema chronicum. (Eczema longum.)

844. Impetigo. (Impetigo.)

- a. Impetigo sparsa. (Impetigo sparsa.)
- b. Impetigo confluens. (Impetigo confluens.)
 - 1. Impetigo figurata. (Impetigo figurata.)
 - 2. Impetigo larvalis. *Synonym*, Porrigo larvalis. (Impetigo larvalis.)

845. Rupia. (Rupia.)
- a. Rupia simplex. (Rupia simplex.)
 - b. Rupia prominens. (Rupia prominens.)
 - c. Rupia escharotica. *Synonym*, Pemphigus gangrænosus. (Rupia escharotica. *Idem valet* Pompholyx gangrænosa.)
846. Ecthyma. (Ecthyma.)
847. Acne. (Acne.)
- a. Acne punctata. (Acne punctata.)
Note.—When the Demodex folliculorum is discovered, its presence should be stated.
 - b. Acne indurata. (Acne indurata.)
 - c. Acne rosacea. (Acne rosacea.)
 - d. Acne strophulosa. *Synonym*, Strophulus albidus. (Acne strophulosa. *Idem valet* Strophulus albidus.)
848. Sycosis. *Synonym*, Mentagra. (Sycosis. *Idem valet* Mentagra.)
Note.—When the Microsporon mentagrophytes or the Demodex folliculorum is discovered, its presence should be stated.
849. Stearrhœa. (Steatorrhœa.)
- a. Stearrhœa simplex. (Steatorrhœa simplex.)
 - b. Stearrhœa nigricans. (Steatorrhœa nigricans.)
850. Ichthyosis. (Ichthyosis.)
- a. Ichthyosis vera. (Ichthyosis vera.)
 - b. Ichthyosis cornea. (Ichthyosis cornea.)
851. Xeroderma. *Synonyms*, Scleroderma, Scleriasis. (Xeroderma. *Idem valet* Scleroderma, Scleriasis.)
852. Leucoderma. (Leucoderma.) [This term includes Vitiligo.]
853. Albinismus. (Albitudo.)
854. Canities. (Canities.)
855. Melasma. (Melasma.)
- (286.) *Melasma Addisoni*. English name, Addison's disease. *Synonym*, Bronzed skin. (*Melasma Addisoni*.)
856. Lentigo and Ephelis. *Synonym*, Freckles. (Lentigo et Ephelis.)

857. Chilblain. (Pernio.)
858. Frostbite. (Ambusta ex frigore.)
859. Ulcer. (Ulcus.)
860. Fissures. (Fissuræ. Rhagades.)
- (353.) *Cancrum oris.* (*Gangræna oris.*)
861. Boil. (Furunculus.)
862. Carbuncle. *Synonym*, Anthrax. (Carbunculus.)
- (26.) *Malignant postule.* (*Pustula maligna.*)
863. Onychia. (Onychia.) *Definition*: Inflammation of the matrix of the nail.
864. Onychia maligna. (Onychia maligna.)
865. Whitlow. (Paronychia.)
- a. Thecal abscess. (Abscessus thecarum.)
866. Gangrene. (Gangræna.)
- 866a. Senile gangrene. (Gangræna senilis.)
- 866b. Bed-sore. (Ulcus ex cubando.)
867. Hypertrophy. (Hypertrophia.)
868. Corn. (Clavus.)
- (816.) *Bunion.* (*Bunion.*)
869. Elephantiasis Arabum. *Synonyms*, Barbadoes leg, Elephas. (Elephantiasis Arabum. *Idem* valet Crus Barbadicum, Elephas.)
- (48.) *True Leprosy.* *Synonym*, *Elephantiasis Græcorum.* (*Lepre vera.* *Idem* valet *Elephantiasis Græcorum.*)
870. Atrophy. (Atrophia.)
- a. Linear atrophy. (Atrophia linearis.)
- b. Alopecia. (Alopecia.)
- c. Atrophy of nails. (Atrophia unguium.)
- (44¹.) *Cancer.* (*Carcinoma.*)
871. Fibro-cellular tumour. (Tumor fibrocellulosus.)
872. Fatty tumour. (Tumor adiposus.)
- (267.) *Nævus vascularis.* (*Nævus vasculosus.*)
873. Nævus. *Synonym*, Port-wine stain. (Nævus.)
874. Nævus pilaris. *Synonym*, Mole. (Nævus pilaris.)

875. Sebaceous tumour. (Tumor sebaceus.)
 a. Steatoma. (Steatoma.)
876. Cornua. (Cornua.)
877. Warts. (Verrucæ.)
878. Condyloma. (Condyloma.)
879. Molluscum. (Molluscum.)
880. Cheloid. (Tumor cheloides.)
881. Frambæsia. *Synonym*, Yaws. (Morula.)
882. Delhi Boil. (Furunculus Delhinus.)
883. Aleppo Evil. (Malum Aleppense.)
 (46.) *Lupus*. (*Lupus*.)
 (49.) *Scrofulous disease*. (*Struma*.)
884. Ingrown nail. (Unguis involutus.)
- (912^a.) *Silver stain*. (*Macula argentea*.)
- (992.) *Burns and scalds*. (*Ambusta*.)
- 884a. Cicatrices. [State the cause.] (Cicatrices.)

Note.—Under this heading are to be returned only cases presenting a definite morbid character.

- (102.) *Hyperæsthesia*. (*Hyperæsthesia*.)
885. Pruritus. (Pruritus.)
- (103.) *Anæsthesia*. (*Anæsthesia*.)
886. Ephidrosis. (Ephidrosis.)
887. Anidrosis. (Anidrosis.)

*PARASITIC DISEASES OF THE SKIN.

(MORBI CUTIS PARASITICI.)

888. *Tinea tonsurans*. *Synonym*, Ringworm. *Parasite*, Achorion Lebertii. *Synonym*, Trychophyton tonsurans. (*Tinea tonsurans*. *Parasitus*, Achorion Lebertii. *Idem valet* Trychophyton tonsurans.)
889. *Tinea decalvans*. *Synonyms*, Alopecia areata, Porrigo decalvans. *Parasite*, Microsporon Audouini. (*Tinea decalvans*. *Idem valet* Area. *Parasitus*, Microsporon Audouini.)
890. *Tinea favosa*. *Synonyms*, Favus, Porrigo favosa. *Parasite*, Achorion Schœnleinii, Puccinia Favi. (*Tinea favosa*. *Idem valet* Favus. *Parasitus*, Achorion Schœnleinii, Puccinia favi.)

* For a list of the parasites found in the parasitic diseases of the skin, all of which are to be returned here, see pp. 118-21. (Nos. 5, 36-43, 45, 48-55.)

891. *Tinea versicolor*. *Synonym*, Pityriasis versicolor. *Parasite*, *Microsporon furfur*. (*Tinea versicolor*. *Idem valet* Pityriasis versicolor. *Parasitus*, *Microsporon furfur*.)
892. *Tinea polonica*. *Synonym*, Plica polonica. *Parasite*, *Trichophyton sporuloides*. (*Tinea polonica*. *Idem valet* Plica polonica. *Parasitus*, *Trichophyton sporuloïdes*.)
893. *Mycetoma*. *Synonym*, Madura foot. *Parasite*, *Chionyphe Carteri*. (*Mycetoma*. *Idem valet* Pes Maduranus. *Parasitus*, *Chionyphe Carteri*.)
894. Scabies. *Synonym*, Itch. *Parasite*, *Sarcoptes scabiei*. (*Scabies*. *Idem valet* Psora. *Parasitus*, *Sarcoptes scabiei*.)
895. Phthiriasis. (Phthiriasis.)
896. Irritation (*Irritatio orta*) caused by—
- a. *Pediculus capitis*. (Ex pediculo capitis.)
 - b. *Pediculus palpebrarum*. (Ex pediculo palpebrarum.)
 - c. *Pediculus vestimenti*. (Ex pediculo vestimenti.)
 - d. *Pediculus tabescentium*. (Ex pediculo tabescentium.)
 - e. *Phthirius inguinalis*.
897. *Pulex penetrans*. *English Synonym*, Chigoe. (Ex pulice penetranti.)
- Pulex irritans*. (Ex pulice irritanti.)
898. *Cimex*. (Ex cimice.)
899. *Leptothrix autumnalis*. *English Synonym*, Harvest-bug. (Ex leptotrice autumnali.)
900. Wasps, bees, and other stinging insects. (Ex crabronibus apibus, aliisque insectis aculeatis.)
- (985^{a3}.) Cases of irritation from stinging insects should be entered here, and those of death from that cause under poisoned wounds.
901. Nettles and other stinging plants. (Ex urticis, aliisque plantis aculeatis.)

CONDITIONS NOT NECESSARILY ASSOCIATED WITH GENERAL OR LOCAL DISEASES.

(CONDITIONES NON EX NECESSITATE CUM MORBIS CONJUNCTÆ SIVE COR-
PORIS UNIVERSI SIVE PARTIUM SINGULARUM.)

902. Still-born. (Partus emortuus.)

903. Premature birth. (Partus intempestivus.)

904. Old age. (Senectus.)

Note.—This mode of return is only to be employed when the cause of death is not traceable to definite disease.

905. *Debility. (Imbecillitas.) *Definition:* Uniform exhaustion of all the organs of the body without specific disease.

POISONS.

(VENENA.)

In returning cases of poisoning, the precise agent should be stated.

METALS AND THEIR SALTS.

(METALLA ET SALES METALLICI.)

906. Arsenic. (Arsenicum.)

907. Mercury. (Hydrargyrus.)

a. Mercurial tremor. (Tremor ex hydrargyro.)

(393.) b. *Mercurial inflammation of the dental periosteum.* (*Inflammatio ex hydrargyro dentium periostei.*)

908. Lead. (Plumbum.)

a. Lead colic. *Synonym, Painters' colic.* (Colum ex plumbo. *Idem valet* Colum pictorum.)

b. Lead palsy. (Paralysis ex plumbo.)

c. Blue gum. (Gingiva cærulea.)

(124^b.) d. *Stain of the conjunctiva from lead.* (*Decolorata plumbo conjunctiva.*)

909. Copper. (Cuprum.)

910. Antimony. (Antimonium.)

911. Zinc. (Zincum.)

* When the cause of this affection has been ascertained, the case should be returned under the head of the primary disease, the secondary affection being also specified.

912. Silver. (Argentum.)
 a. Silver stain. (Macula argentea.)
 (124^a.) b. *Stain of the conjunctiva from nitrate of silver.* (Decolorata argento conjunctiva.)
913. Iron. (Ferrum.)
914. Bismuth. (Bismuthum.)
915. Chromium. (Chromium.)
 a. Bichromate of potash. (Potassæ bichromas.)

CAUSTIC ALKALIES.

(ALCALIA CAUSTICA.)

916. Potash. (Potassa.)
917. Soda. (Soda.)
918. Ammonia. (Ammonia.)
919. Alkaline salts. (Sales alcalini.)

METALLOIDS.

(METALLIS SIMILIA.)

920. Phosphorus. (Phosphorus.)
 (394.) a. *Phosphoric inflammation and necrosis of the alveoli.* (Inflam-
matio et necrosis alveolorum ex phosphoro.)
921. Iodine. (Iodum.)

ACIDS.

(ACIDA.)

922. Sulphuric acid. (Acidum sulphuricum.)
923. Nitric acid. (Acidum nitricum.)
924. Hydrochloric acid. (Acidum hydrochloricum.)
925. Phosphorous acid. (Acidum phosphorosum.)
926. Oxalic acid. (Acidum oxalicum.)
927. Tartaric acid. (Acidum tartaricum.)

VEGETABLE POISONS.

(VENENA VEGETABILIA.)

928. Savin. (Sabina.)
 (JUNIPERUS SABINA.—*Linnaeus.*)
929. Croton oil. (Oleum crotonis.)
 (CROTON TIGLIUM.—*Linnaeus.*)
930. Elaterium. (Elaterium.)
 (ECBALIUM OFFICINARUM.—*Rich.*)
931. Colchicum. (Colchicum.)
 (COLCHICUM AUTUMNALE.—*Linnaeus.*)

932. Black hellebore. (*Helleborus niger.*)
(HELLEBORUS NIGER.—*Linnæus.*)
933. White hellebore. (*Veratrum album.*)
(VERATRUM ALBUM.—*Linnæus.*)
a. Veratria. (*Veratria.*)
934. Squill. (*Scilla.*)
(SCILLA MARITIMA.—*Linnæus.*)
935. Ergot of rye. (*Ergota.*)
(SPHERIA PURPUREA.—*Fries.*)
a. Ergotism. (*Ergotismus.*)
936. Opium. (*Opium.*)
(PAPAVER SOMNIFERUM.—*Linnæus.*)
937. Indian hemp. (*Cannabis Indica.*)
(CANNABIS SATIVA.—*Linnæus.*)
938. Alcohol. (*Alcohol.*)
a. Delirium tremens. (*Delirium alcoholicum.*)
939. Ether vapour. (*Ætheris vapor.*)
940. Chloroform vapour. (*Chloroformi vapor.*)
941. Henbane. (*Hyoscyamus.*)
(HYOSCYAMUS NIGER.—*Linnæus.*)
942. Deadly nightshade. (*Belladonna.*)
(ATROPA BELLADONNA.—*Linnæus.*)
a. Atropia. (*Atropia.*)
943. Thorn apple. (*Stramonium.*)
(DATURA STRAMONIUM.—*Linnæus.*)
944. Prussic acid. (*Acidum hydrocyanicum.*)
a. Oil of bitter almonds. (*Amygdalæ amaræ oleum.*)
b. Laurel water. (*Laurocerasi aqua.*)
945. Cyanide of potassium. (*Potassii cyanidum.*)
946. Nitro-benzole. (*Nitrobenzoleum.*)
947. Wourali. Curara. Woorara. (*Uralia. Curara.*)
(STRYCHNOS TOXIFERA.—*Schomburgk.*)
948. Hemlock. (*Conium.*)
(CONIUM MACULATUM.—*Linnæus.*)
949. Monkshood. Aconite. (*Aconitum.*)
(ACONITUM NAPELLUS.—*Linnæus.*)

a. Aconitia. (Aconitia.)

950. Foxglove. Digitalis. (Digitalis.)
(DIGITALIS PURPUREA.—*Linnaeus.*)

a. Digitalin. (Digitalinum.)

951. Tobacco. (Tabacum.)
(NICOTIANA TABACUM.—*Linnaeus.*)

a. Nicotia. (Nicotia.)

952. Hemlock dropwort. (Ænanthe crocata.)
(ENANTHE CROCATA.—*Linnaeus.*)

953. Nux vomica. (Nux vomica.)
(STRYCHNOS NUX VOMICA.—*Linnaeus.*)

a. Strychnia. (Strychnia.)

b. Brucia. (Brucia.)

954. Upas tieute. (Upas tieuticum.)
(STRYCHNOS TIEUTE.—*Leschenhault.*)

955. Upas antiar. (Upas antiaricum.)
(ANTIARIS TOXICARIA.—*Leschenhault.*)

956. Calabar bean. (Faba Calabarica. *Idem valet* Physostigmatis
faba.)
(PHYSOSTIGMA VENENOSUM.—*Balfour.*)

957. Fool's parsley. (Æthusa cynapium.)
(ÆTHUSA CYNAPIUM.—*Linnaeus.*)

958. Water hemlock. (Cicuta virosa.)
(CICUTA VIROSA.—*Linnaeus.*)

959. Camphor. (Camphora.)
(CINNAMOMUM CAMPHORA.—*F. Nees and Obermaier.*)

960. Cocculus Indicus. (Cocculus Indicus.)
(ANAMIRTA COCCULUS.—*Wright and Arnott.*)

961. Darnel. (Lolium temulentum.)
(LOLIUM TEMULENTUM.—*Linnaeus.*)

962. Indian tobacco. Lobelia. (Lobelia inflata.)
(LOBELIA INFLATA.—*Linnaeus.*)

963. Laburnum. (Laburnum.)
(LABURNUM VULGARE.—*Griesbach.*)

964. Yew. (Taxus baccata.)
(TAXUS BACCATA.—*Linnaeus.*)

965. Poisonous fungi. (Fungi venenati.)

a. Mouldy bread. (Panis mucidus.)

966. Poisonous grain. (Grana venenata.)

a. Lathyrus. (Lathyrus.)

(LATHYRUS SATIVUS.)

¹Paralysis from Lathyrus. (Paralysis ex Lathyro.)

ANIMAL POISONS.

(VENENA ANIMALIA.)

967. Spanish fly. Cantharides. (Cantharis.)

968. Decayed and diseased meat. (Caro rancida et morbida.)

969. Poisonous meat. (Caro venenata.)

a. Sausages. (Botuli.)

970. Poisonous cheese. (Caseus venenatus.)

971. Poisonous milk. (Lac venenatum.)

972. Poisonous fish. (Pisces venenati.)

a. Mussels. (Musculi.)

GASEOUS POISONS.

(VENENA AËRIA.)

973. Ammonia. (Ammonia.)

974. Nitrous acid vapour. (Acidi nitrosi vapor.)

975. Chlorine. (Chlorum.)

976. Carbonic acid. (Acidum carbonicum.)

977. Carbonic oxide. (Oxidum carbonicum.)

978. Coal gas. (Carbonis vapor.)

979. Cyanogen. (Cyanogenium.)

980. Sulphuretted hydrogen. (Hydrogenii sulphuretum.)

(939.) *Ether vapour.* (*Ætheris vapor.*)

(940.) *Chloroform vapour.* (*Chloroformi vapor.*)

981. Putrid and morbid exhalations. (Exhalationes putridæ et pestilentes.)

982. Other noxious effluvia. (Aliæ exhalationes noxiæ.)

MECHANICAL IRRITANTS.

(CORPORA IRRITANTIA.)

983. Pounded glass. (Vitrum contusum.)

984. Steel filings. (Ferri scobs.)

POISONED WOUNDS.

(VULNERA VENENO INFECTA.)

Definition: Wounds inoculated with foreign matter, producing general symptoms, or propagating inflammation to other parts of the body.

Varieties:

985. a. By venomous animals. (Ex animalibus venenatis.)

1. Snakes. (Serpentibus.)

2. Scorpions. (Scorpionibus.)

3. Stinging insects. (Insectis aculeatis.)

(900.) Cases of death from stinging insects should be entered here, and those of irritation only from that cause at No. 900.

b. *By animals having infectious disease.* (Ex animalibus quæ male habent morbi contagiosi.)

(23.) *Glanders.* (Equinia.)(24.) *Farcy.* (Farciminum.)(25.) *Equinia mitis.* (Equinia mitis.)(26.) *Malignant pustule.* (Pustula maligna.)(91.) *Hydrophobia, Rabies.* (Hydrophobia, Rabies.)(2.) *Cowpox.* (Vaccinia.)

986. c. By dead animal matter. (Ex corporibus animalium mortuorum.)

987. d. By morbid secretions. (Ex humoribus morbidis.)

988. e. By vegetable substances. (Ex materia vegetabili.)

989. 1. Poisoned arrows. (Ex sagittis venenatis.)

(947.) *Wourali.* (Ex Uralia.)

990. 2. Subcutaneous injection. (Ex infusione hypodermica.)

Note.—In returning such cases, specify the agent employed.

991. f. By mineral substances. (Ex materia metallica.)

INJURIES.

(INJURIAE.)

GENERAL INJURIES.

(INJURIAE IN CORPORE UNIVERSO.)

992. Burns and Scalds.* (Ambusta.)

Note.—When limited to one part of the body the part is to be specified; *e. g.*, Scald of the larynx.

993. Lightning stroke. (Fulminis ictus.)

994. Multiple injury. (Injuria multiplex.) The cause and extent to be stated.

995. Asphyxia. *Synonym*, Apnœa. (Asphyxia.)

a. From Drowning. (Demersorum.)

b. From Hanging. (Ex suspendio.)

c. From Strangling. (Strangulatorum.)

d. From Plugging of air passages, *e. g.*, with bread; with blood. (Ex obturatis spiritus itineribus.)

e. From Overlying. (Ex corpore superincubante.)

f. From Crushing. (Ex compressu.)

g. From Gaseous poisons. (Ex vaporibus pestiferis.)

See the list at p. 94.

996. Privation.† *Synonym*, Starvation. (Fames.)

997. Exposure to cold.† (Frigus.)

998. Infant exposure.† (Infantium expositio.)

999. Neglect.† (Incuria.)

* Including explosions.

† Any affection that may have been induced by this cause ought to be stated.

LOCAL INJURIES.

(INJURÆ SINGULARES.)

General Note.—In all cases of injury, specify whether accidental, judicial, homicidal, self-inflicted, or in battle.

INJURIES OF THE HEAD AND FACE.

(INJURÆ IN CAPITE ET FACIE.)

A.—OF THE HEAD.

(A.—IN CAPITE.)

1000. Contusion. (Contusum.)
- a.* Cephalhæmatoma. (Cephalæmatoma.)
1001. Scalp wound: bone not exposed. (Vulnus cutis, osse non nudato.)
1002. Scalp wound: bone exposed. (Vulnus cutis, osse nudato.)
1003. Concussion of the brain. (Concussio cerebri.)
1004. Fracture of the vault of the skull.* (Fractura calvariæ superioris.)
- a.* Simple, without depression. (Simplex, osse non depresso.)
- b.* Simple, with depression. (Simplex, osse depresso.)
- c.* Compound, without depression. (Foras patens, osse non depresso.)
- d.* Compound, with depression. (Foras patens, osse depresso.)
1005. Hernia cerebri. (Hernia cerebri.)
1006. Fracture of the base of the skull. (Fractura basis calvariæ.)
1007. Wound of the skull. (Vulnus calvariæ.)

Note.—If from gunshot, to be so stated.

* In such cases, state the main features in the fewest words possible.

1008. Laceration of the brain, without fracture. (*Laceratio cerebri sine fractura.*)
1009. Injuries of vessels.*†‡ [Specify which.] (*Injuriae vasis illatae.*)
1010. Injuries of the cerebral nerves. (*Injuriae nervis cerebri illatae.*)

B.—OF THE FACE.

(B.—IN FACIE.)

1011. Contusion. (*Contusum.*)
1012. Wound.* (*Vulnus.*)
1013. Injuries of vessels.*†‡ [Specify which.] (*Injuriae vasis illatae.*)
1014. Foreign bodies in the ear. (*Corpora adventitia in aure sita.*)
1015. Foreign bodies in the nose. (*Corpora adventitia in naribus.*)
1016. Foreign bodies in the antrum. (*Corpora adventitia in antro.*)
1017. Foreign bodies in the soft parts. (*Corpora adventitia in partibus mollioribus.*)
1018. Fracture of the facial bones. (*Fractura ossium faciei.*)
1019. Fracture of the lower jaw. (*Fractura maxillae inferioris.*)

(410, 411.)

Note.—Injuries of the alveoli and teeth are to be returned with the other affections of those parts.

1020. Dislocation of the jaw. (*Maxilla loco mota.*)

INJURIES OF THE EYE.

(INJURIAE IN OCULO.)

1021. Contusion. (*Contusum.*)
1022. Contusion, with rupture of the sclerotic. *Synonym*, Ruptured globe. (*Contusus oculus, rupta scleroticâ. Idem valet Ruptum album oculi.*)

* In such cases, state the main features in the fewest words possible.

† Specify when from gunshot.

‡ Return such cases in the order given at pages 34, 35.

1023. Contusion, with dislocation of the lens. (Contusus oculus lente elisâ.)
1024. Contusion, with hæmorrhage into the globe. (Contusus oculus cum hæmorrhagia interiore.)
1025. Foreign bodies in the cornea or conjunctiva. (Corpora adventitia in corneam vel conjunctivam recepta.)
1026. Foreign bodies in the cavity of the eye.* (Corpora adventitia intra oculum recepta.)
1027. Wound of the eyelid. (Vulnus palpebrarum.)
1028. Wound of the conjunctiva. (Vulnus conjunctivæ.)
1029. Wound of the sclerotic. (Vulnus scleroticæ.)
1030. Wound of the cornea. (Vulnus corneæ.)
1031. Wound of the lens. (Vulnus lentis.)
1032. Wound of the iris. (Vulnus iridis.)
1033. Dislocation of the globe. (Loco motus oculus.)
- (158.) *Total disorganization of the eye from injury. (Oculus funditus injuriâ convulsus.)*
1034. Wounds and injuries of the parts within the orbit. (Vulnera vel injuriæ intra orbitam acceptæ.)
1035. Chemical injuries of the eyelids and eye. (Injuriæ chemicæ palpebris et oculo illatæ.)
1036. Burns and scalds. (Ambusta.)

* State when from gunshot.

INJURIES OF THE NECK.

(INJURIE IN CERVICE.)

1037. Contusion of the soft parts. (Contusum in partibus mollioribus.)
1038. Fracture of the hyoid bone. (Fractura ossis hyoïdis.)
1039. Fracture of the cartilages of the larynx. (Fractura cartilaginum laryngis.)
1040. Rupture of the trachea. (Trachea rupta.)
1041. Dislocation of the hyoid bone. (Os hyoïdes loco motum.)
1042. Wound. (Vulnus.)
- a. Superficial. (In summa carne.)
- b. Cut throat.* (Perfosso jugulo.)
- c. Gunshot.* (Ex tormentorum pilis.)
- d. From the mouth. (Ex ore.)
1043. Injuries of vessels.*†‡ (Injuriæ vasis illatæ.) [Specify which.]
- (992.) *Burn and scald of the larynx.* (Ambusta in larynge.)
1044. Foreign bodies in the air-passages. (Corpora adventitia in spiritus itineribus.)
1045. Foreign bodies in the pharynx. (Corpora adventitia in pharynge.)
1046. Foreign bodies in the œsophagus. (Corpora adventitia in œsophago.)
1047. Injury of the pharynx and œsophagus by corrosive substances. (Injuria exedentium in pharynge et œsophago.)

* In such cases, state the main features in the fewest words possible.

† Specify when from gunshot.

‡ Return such cases in the order given at pp. 34, 35.

INJURIES OF THE CHEST.*

(INJURIE IN THORACE.)

1048. Contusion. (Contusum.)
1049. Fracture of the ribs [including costal cartilages] without injury to lung. (Fractura costarum cartilaginumque in costis, illæso pulmone.)
1050. Fracture of the ribs [including costal cartilages] with injury to lung. (Fractura costarum cartilaginumque in costis, læso pulmone.)
1051. Fracture of the sternum. (Fractura ossis pectoralis.)
1052. Wound of the parietes. (Vulnus laterum.)
1053. Perforating wound of the chest.*† (Vulnus perforans thoracis.)
1054. Penetrating wound of the pleura or lung.*† (Vulnus penetrans pleuræ vel pulmonis.)
1055. Wound of the anterior mediastinum.*† (Vulnus mediastini prioris.)
1056. Wound of the pericardium and heart.*† (Vulnus pericardii et cordis.)
1057. Injuries of vessels.*‡ (Injurie vasis illatæ.) [Specify which.]
1058. Rupture of the heart or lung without wound or fracture.* (Diruptio cordis vel pulmonis citra vulnus aut fracturam.)

* In such cases, state the main features in the fewest words possible.

† Specify when from gunshot.

‡ Return such cases in the order given at pp. 34, 35.

INJURIES OF THE BACK.

(INJURIE A TERGO.)

[Including the whole spinal region.]

1059. Contusion. (Contusum.)
1060. Sprain. (Stremma.)
1061. Wound.*† (Vulnus.)
1062. Fracture and dislocation of the spine. (Spina fracta et loco mota.)
- Note.*—The seat of the injury and the existence and extent of paralysis to be stated.
1063. Injury to the cord, without known fracture. (Injuria in medulla spinæ sine cognita fractura.)

INJURIES OF THE ABDOMEN.

(INJURIE IN VENTRE.)

1064. Contusion. (Contusum.)
1065. Contusion, with rupture of muscles.* (Contusum ruptis musculis.)
1066. Contusion, with rupture of viscera. (Contusum ruptis visceribus.)
1067. Wound of the parietes.† (Vulnus abdominis.)
1068. Wound of the parietes, with protrusion of uninjured viscera.
(Vulnus abdominis cum prolapsione viscerum illæsorum.)
1069. Wound of the parietes, with protrusion of wounded viscera.
(Vulnus abdominis cum prolapsione viscerum læsorum.)
1070. Wound of the parietes, with wound of unprotruded viscera.
(Vulnus abdominis cum vulnere viscerum in sede manentium.)

* In such cases, state the main features in the fewest words possible.

† Specify when from gunshot.

1071. Wound of viscera without wound of parietes.* (Vulnus viscerum sine abdominis vulnere.)
1072. Injuries of vessels.*†‡ (Injuriae vasis illatae.) [Specify which.]
1073. Foreign bodies in the peritoneal cavity. (Corpora adventitia in peritonæo sita.)
1074. Foreign bodies in the stomach. (Corpora adventitia in ventriculo.)
1075. Foreign bodies and concretions in the intestine. (Corpora adventitia et concreta in intestinis.)
1076. Fistula from injury, and artificial anus. (Fistula ex injuria, anusque nothus.)

INJURIES OF THE PELVIS.

(INJURIAE IN PELVI.)

1077. Contusion. (Contusum.)
1078. Wound of the male perineum, scrotum, and penis.*† (Vulnus perinei masculi, scroti, colisque.)
1079. Wound of the female perineum and vulva. (Vulnus perinei fœminei et vulvæ.)
1080. Wound of the vagina and internal female organs.† (Vulnus vaginæ et partium interiorum in fœminis.)
1081. Wound of the rectum.† (Vulnus recti intestini.)
1082. Wound of the anus. (Vulnus ani.)
1083. Wound of the bladder. (Vulnus vesicæ.)
1084. Rupture of the bladder without wound. (Rupta sine vulnere vesica.)

* Specify when from gunshot.

† In such cases state the main features in the fewest words possible.

‡ Return such cases in the order given at pages 34, 35.

1085. Rupture of the bladder from fracture. (*Rupta ex fractura vesica.*)
Note.—Rupture of the bladder from accumulation of urine is usually from stricture, and must be returned under the appropriate heading (564^b.)
1086. Injuries of the pregnant uterus. (*Injuriae utero gravido illatae.*)
1087. Injuries of vessels.*†‡ (*Injuriae vasis illatae.*) [Specify which.]
1088. Foreign bodies in the vagina. (*Corpora adventitia in vagina.*)
1089. Foreign bodies in the rectum. (*Corpora adventitia in recto intestino.*)
- (570,601a.) *Foreign bodies in the bladder and urethra.* (*Corpora adventitia in vesica et urinæ itinere.*)
Note.—Return such cases with calculus in the bladder and urethra.
1090. Fracture and dislocation of the pelvis. (*Fractum et loco motum os coxarum.*)
1091. Fracture and dislocation of the pelvis with rupture of the bladder or urethra. (*Idem, rupta vesica vel urinæ itinere.*)

INJURIES OF THE UPPER EXTREMITIES.

(INJURIAE IN MEMBRIS SUPERIORIBUS.)

1092. Contusion. (*Contusum.*)
1093. Sprain. (*Stremma.*) [Specify which joint.]
1094. Wound.†‡ (*Vulnus.*)
1095. Wound of joint. (*Vulnera articulorum.*)
1096. Injuries of vessels.*†‡ (*Injuriae vasis illatae.*) [Specify which.]
1097. Foreign bodies embedded.† (*Corpora adventitia inhærentia.*)
1098. Separation of epiphyses. (*Diductio epiphysium.*)
1099. Greenstick fracture, or bending of bone. (*Fractura surcularia, sive flexura ossis.*) [Specify which bone.]
1100. Fracture. (*Fractura.*) [State whether simple or compound.]

* Return such cases in the order given at pp. 34, 35.

† In such cases, state the main features in the fewest words possible.

‡ Specify when from gunshot.

1101. Fracture of the clavicle. (Fractura juguli.)
1102. Fracture of the scapula. (Fractura ossis scapularum.)
1103. Fracture of the humerus. (Fractura humeri.)
1104. Fracture of the forearm. (Fractura brachii.)
1105. Fracture of the carpus, metacarpus, and phalanges. (Fractura carpi, metacarpi, phalangium.)
1106. Ununited fracture, or false joint. (Fractura non coiens, sive articulus nothus.) [Specify which bone.]
1107. Dislocation. (Loco mota ossa.) [When compound, to be so stated.]
1108. Dislocation of the sterno-clavicular joint. (Loco motum jugulum a parte ossis pectoris.)
1109. Dislocation of the acromio-clavicular joint. (Loco motum jugulum a parte scapularum.)
1110. Dislocation of the shoulder. (Loco motus humerus.)
1111. Dislocation of the elbow. (Loco motus cubitus.)
1112. Dislocation of the wrist and carpus. (Loco motus carpus primaque pars palmæ.)
1113. Dislocation of the thumb. (Loco motus pollex.)
1114. Dislocation of the phalangeal joints. (Loco motæ phalanges.)

INJURIES OF THE LOWER EXTREMITIES.

(INJURÆ IN MEMBRIS INFERIORIBUS.)

1115. Contusion. (Contusum.)
1116. Sprain. (Stremma.) [Specify which joint.]
1117. Wound.*† (Vulnus.)
1118. Wound of joint. (Vulnera articulorum.)
1119. Injuries of vessels.*‡ (Injuræ vasis illatæ.) [Specify which.]
1120. Foreign bodies embedded.* (Corpora adventitia inhærentia.)
1121. Separation of epiphyses. (Diductio epiphysium.)
- 1121a. Fracture. (Fractura.) [When compound, to be so stated.]
1122. Fracture of the femur. (Fractura femoris.)
1123. Fracture of the cervix femoris. (Fractura cervicis femoris.)
1124. Fracture of the cervix femoris, intracapsular. (Eadem intra capsulam.)
1125. Fracture of the trochanter major. (Fractura processus majoris.)
1126. Fracture of the patella. (Fractura patellæ.)
1127. Fracture of the leg, both bones. (Fractura cruris, utriusque ossis.)
1128. Fracture of the tibia alone. (Fractura tibiæ solius.)
1129. Fracture of the fibula alone. (Fractura suræ solius.)
1130. Fracture of the bones of the foot. (Fractura ossium pedis.)
1131. Ununited fracture, or false joint. (Fractura non coiens, sive articulus nothus.) [Specify which bone.]

* In such cases, state the main features in the fewest words possible.

† Specify when from gunshot.

‡ Return such cases in the order given at pages 34, 35.

1132. Dislocation. (Loco mota ossa.) [When compound, to be so stated.]
1133. Dislocation of the hip. (Loco motum femur.)
1134. Dislocation of the patella. (Loco mota patella.)
1135. Dislocation of the knee. (Loco motum genu.)
1136. Dislocation of the head of the fibula. (Loco motum caput suræ.)
1137. Dislocation of the foot, at the ankle. (Loco motus pes circa talos.)
1138. Dislocation of the foot, at calcaneo-astragaloid, and scapho-astragaloid joints. (Loco motus pes calcaneum inter astragalumque, et os scaphoides inter astragalumque.)
1139. Dislocation of the foot, astragalus. (Loco motus astragalus.)
1140. Dislocation of the foot, os calcis. (Loco motum os calcis.)
1141. Dislocation of the foot, other tarsal bones. (Loco mota cætera tarsi ossa.)
1142. Dislocation of the foot, metatarsus, and phalanges. (Loco motus metatarsus et phalanges.)

INJURIES OF THE ABSORBENT SYSTEM.

(INJURÆ IN ORGANIS ABSORBENTIBUS.)

1143. Foreign bodies and concretions. (Corpora adventitia et concreta.)
1144. Wound of lymphatics. (Vulnus vasorum lymphiferorum.)

INJURIES NOT CLASSIFIED.

(INJURÆ NON IN CLASSES DISTRIBUTÆ.)

1145. Rupture of muscle. (Diruptio musculorum.)
1146. Rupture of tendon. (Diruptio tendinum.)
1147. Foreign substances in the cellular tissue. (Corpora adventitia in membrana cellulosa.)

APPENDIX.

SURGICAL OPERATIONS.

(OPERA CHIRURGICA.)

OPERATIONS ON THE EYE AND ITS APPENDAGES.

(OPERA CHIRURGICA CIRCA OCULUM APPENDICESQUE OCULI.)

OPERATIONS ON THE EYELIDS.

(OPERA CIRCA PALPEBRAS.)

For entropium. (Adversus entropion.)

For ectropium. (Adversus ectropion.)

For symblepharon and ankyloblepharon. (Adversus symblepharon et ankyloblepharon.)

For trichiasis. (Adversus trichiasim.)

For tumour. (Adversus tumorem.)

OPERATIONS ON THE OTHER APPENDAGES OF THE EYE.

(OPERA CIRCA CÆTERAS OCULI APPENDICES.)

For strabismus. (Adversus strabismum.)

For pterygium. (Adversus unguem.)

For fistula lachrymalis and lachrymal obstruction. (Adversus fistulam lacrymalem et lacrymarum interclusionem.)

For disease of the lachrymal gland. (Adversus morbum glandulæ lacrymarum.)

OPERATIONS ON THE EYEBALL.

(OPERA IN IPSO OCULO.)

Artificial pupil. (Pupilla factitia.)

Iridectomy. (Iridectomia.)

Solution of the lens. (Solutio lentis.)

Depression of the lens. (Depressio lentis.)

Extraction of the lens. (Detractio lentis.)

Extraction of opaque capsule. (Excisio capsulæ opacæ.)

Extraction of foreign bodies. (Excisio corporum adventitiorum.)

Laceration of opaque capsule. (Laceratio capsulæ opacæ.)

Puncture of the globe. (Punctio oculi.)

Staphyloma. (Adversus uvam.)

Excision of the eyeball. (Excisio oculi.)

a. Partial. (Ex parte.)

b. Total. (Ex toto.)

c. With the rest of the contents of the orbit. (Cum reliquis partibus intra orbitam sitis.)

Removal of tumours from the neighborhood of the eye. (Detractio tumorum oculo circumjacentium.)

OPERATIONS ON ARTERIES.

(OPERA CIRCA ARTERIAS.)

Ligature. (Ligatura.)

Temporary constriction. (Constrictio temporaria.)

Acupressure. (Acupressura.)

OPERATIONS ON ANEURISMS.

(OPERA CIRCA ANEURYSMATA.)

By compression of the artery. (Compressio arteriæ.)

By incision of the sac. (Sectio sacci.)

By artificial coagulation of blood. (Coagulatio sanguinis artificiosa.)

By manipulation. (Contrectatio.)

OPERATIONS ON VEINS.

(OPERA CIRCA VENAS.)

Obliteration of varicose veins. (Obliteratio varicum.)

Obliteration of varicocele. (Obliteratio cirsoceles.)

OPERATIONS FOR HÆMORRHAGE.

(OPERA ADVERSUS HÆMORRHAGIAM.)

Plugging of the nostrils. (Obturatio narium.)

Plugging of the vagina. (Obturatio vaginæ.)

Plugging of the rectum. (Obturatio recti intestini.)

OPERATIONS ON JOINTS.

(OPERA CIRCA ARTICULOS.)

[The joints must be specified.]

Reduction of dislocations. (Restitutio loco motorum.)

Extension of stiff and deformed joints. (Extensio rigidorum et deformium articularum.)

Incision of joints. (Sectio articularum.)

Excision of joints. (Excisio articularum.)

Removal of loose bodies. (Detractio corporum liberorum.)

OPERATIONS ON BONES.

(OPERA CIRCA OSSA.)

Excision of bones. (Excisio ossium.)

State whether for necrosis, injury, or disease, and whether total or partial.

From the head. (Ex capite.)

Trepining. (Terebratio.)

From the trunk. (Ex trunco.)

From the upper extremities. (Ex membris superioribus.)

From the lower extremities. (Ex membris inferioribus.)

Operation for ununited fracture. (Adversus fracturam non coeuntem.)

Refracture of bone. (Refractura ossium.)

AMPUTATIONS.

(AMPUTATIO.)

Primary. (Expedita.)

Of the scapula and arm. (Ossis scapularum et humeri.)

Of the shoulder joint. (Capitis humeri.)

Of the arm. (Ipsius humeri.)

Of the fore-arm. (Brachii.)

Of the hand. (Manus.)

At the wrist joint. (A carpi articulo.)

Of parts of the hand. (Partium manus singularum.)

At the fingers. (Digitorum.)

Of the hip joint. (Ad sinum coxæ.)

Of the thigh. (Femoris.)

Of the knee joint. (Ossium genu.)

Of the leg. (Cruris.)

Of the ankle joint. (Articuli talaris.)

Across the foot. (Pedis transversi.)

Of the metatarsal bones. (Ossium metatarsi.)

Of the toes. (Digitorum pedis.)

Secondary amputations. (Amputatio pro- rogata.)	} with similar divisions of amputations.
Amputations for disease. (Amputatio morbi causa.)	
Amputations for deformity. (Amputatio de- formitatis causa.)	

REMOVAL OF TUMOURS.

(DETRACTIO TUMORUM.)

State whether by knife, ligature, écraseur, caustic, or galvanic cautery; and specify the main features of the case.

[Arrange according to the list of tumours.]

REMOVAL OF FOREIGN BODIES.

(DETRACTIO CORPORUM ADVENTITIORUM.)

Loose cartilages. (Cartilaginum liberarum.)

Balls. (Glandium plumbearum.)

Other embedded or impacted substances. (Aliarum rerum penitus conditarum vel inhærentium.)

REMOVAL OF CALCULI.

(DETRACTIO CALCULORUM.)

Salivary. (Salivosorum.)

Biliary. (Felleorum)

Vesical. (Ex vesica.)

By lithotomy. (Lithotomia.)

a. Supra pubic. (Supra pubem.)

b. Lateral. (Ab alterutro latere.)

c. Bilateral. (Ab utroque latere.)

d. Median. (A mediâ parte.)

e. Recto-perineal. (A parte perinei et recti intestini.)

By lithotripsy. (Lithotripsis.)

By dilatation of female urethra. (Dilatatio urinæ itineris fœminæ.)

By extraction of fragments. (Evulsio fragmentorum.)

INCISIONS.

(SECTIONES.)

[If subcutaneous, to be so stated.]

Neurotomy. (Neurotomia.)

Laryngotomy. (Laryngotomia.)

Tracheotomy. (Tracheotomia.)

Removal of foreign bodies from the windpipe. (Evulsio ex gutture corporum adventitiorum.)

Œsophagotomy. (Œsophagotomia.)

Gastrotomy. (Gastrotomia.) [Opening the stomach.]

Abdominal section. [Exploratory operation on the intestines] (Sectio abdominis. [Exploratorium opus ad intestina scrutanda.]

Colotomy. (Colotomia.)

Inguinal. (A parte inguinis.)

Lumbar. (A parte lumborum.)

For hernia. (Adversus herniam.)

Note.—The nature of the hernia to be stated.

For strangulation. (Adversus strangulationem.)

For strangulation, with opening sac. (*Adversus strangulationem aperiendo velamento.*)

For strangulation without opening sac. (*Adversus strangulationem illæso velamento.*)

Radical cure. (*Restitutio in integrum.*)

Note.—The mode of operation to be stated.

For stricture of the rectum. (*Adversus stricturam recti intestini.*)

Of the sphincter ani. (*Sectio sphincteris ani.*)

For fistula in ano. (*Adversus fistulam in ano.*)

For anal fissure. (*Adversus rhagadas in ano.*)

For ulcer of the rectum. (*Adversus ulcus recti intestini.*)

Perineal section. (*Sectio perinei.*)

Internal urethrotomy. (*Urethrotomia interior.*)

Sudden dilatation of stricture. (*Dilatatio prompta stricturæ.*)

Note.—The mode of operation to be stated.

Ovariectomy. (*Exsectio ovarii.*)

Cæsarean section. (*Sectio Cæsarea.*)

Removal of fœtal remains. (*Detractio reliquiarum fœtus.*)

Tenotomy. (*Tenontotomia.*)

Myotomy. (*Myotomia.*)

REPARATIVE OPERATIONS.

(*OPERA REFICIENTIA.*)

For chronic ulcer. (*Adversus ulcus vetustum.*)

For abdominal fistula. (*Adversus fistulam in ventre.*)

For cicatrices. (*Adversus cicatrices.*)

For cicatrices of the nose. (*Nasi.*)

For cicatrices of the eyelid. (*Palpebrarum.*)

For cicatrices of the lips. (*Labrorum.*)

For cicatrices of the neck. (*Cervicis.*)

For cicatrices of the limbs. (*Membrorum.*)

For recto-urethral fistula. (*Adversus fistulam rectum inter et iter urinæ.*)

For recto-vaginal fistula. (Adversus fistulam rectum inter et vaginam.)

For utero-vesical fistula. (Adversus fistulam vesicam inter et uterum.)

For vesico-vaginal fistula. (Adversus fistulam vesicam inter et vaginam.)

For perineal rupture. (Adversus perineum ruptum.)

For protrusion of the tubuli or fungus testis. (Adversus fungum testiculi.)

For deformities. (Adversus deformitates.)

Harelip. (Adversus labrum leporinum.)

Cleft palate. (Adversus palatum fissum.)

Phimosi. (Adversus phimosim.)

(For other deformities, see the list at page 122.)

OPERATIONS NOT CLASSIFIED.

(OPERA NON IN CLASSES DISTRIBUTA.)

Paracentesis. (Paracentesis.)

Paracentesis, Cephalic. (Paracentesis capitis.)

Paracentesis of spina bifida. (Paracentesis spinæ bifidæ.)

Paracentesis, Thoracic. (Paracentesis thoracis.)

Paracentesis, Pericardiac. (Paracentesis pericardii.)

Paracentesis, Abdominal. (Paracentesis abdominis.)

Paracentesis, Ovarian. (Paracentesis ovarii.)

Paracentesis, Vesical. (Paracentesis vesicæ.)

above the pubes. (Supra pubem.)

through the rectum. (Per rectum intestinum.)

Paracentesis of hydrocele. (Paracentesis hydroceles.)

Paracentesis of fluid tumours. (Paracentesis tumorum fluidorum.)

Transfusion. (Transfusio.)

Artificial respiration. (Respiratio artificiosa.)

Resuscitation of drowned persons. (Restitutio animæ in demersis.)

Resuscitation of hanged persons. (Restitutio animæ a suspendio.)

HUMAN PARASITES.

The Parasites are to be returned under Local Diseases.

SUBDIVISIONS.

1. ENTOZOA.
2. ECTOZOA.
3. ENTOPHYTA AND EPIPHYTA.

ENTOZOA.

CLASSES.

- A. CCELELMINTHA. *English synonym*, Hollow worms. *Definition*: Worms with an abdominal cavity.
- B. STERELMINTHA. *English synonym*, Solid worms.
- C. ACCIDENTAL PARASITES. *Definition*: Internal parasites, having the habits, but not referable to the class of, entozoa.

CLASS A. CCELELMINTHA.

1. *Ascaris lumbricoides*. (Linnæus.) *Habitat*: Intestines.
2. *Ascaris mystax*. (Rudolphi.) *Habitat*: Intestines.
3. *Trichocephalus dispar*. (Rudolphi.) *Habitat*: Intestines.
4. *Trichina spiralis*. (Owen.) *Habitat*: Muscles.
5. *Filaria Medinensis*. (Gmelin.) *Synonym*, *Dracunculus Medinensis*. *English synonym*, Guinea-worm. *Habitat*: Skin and subcutaneous tissues.
6. *Filaria oculi*. (Nordmann.) *Synonym*, *Filaria lentis*. (Diesing.) *Habitat*: Eye.
7. *Strongylus bronchialis*. (Cobbold.) *Habitat*: Bronchial tubes.
8. *Eustrongylus gigas*. (Diesing.) *Habitat*: Kidney; intestines.

9. *Sclerostoma duodenale*. [Cobbold.] *Synonym*, *Ancylostomum duodenale*. *Habitat*: Duodenum.
10. *Oxyuris vermicularis*. [Bremser.] *English synonym*, Thread-worm. *Habitat*: Rectum.

CLASS B. STERELMINTHA.

11. *Bothriocephalus latus*. [Bremser.] *Habitat*: Intestines.
12. *Bothriocephalus cordatus*. [Leuckart.] *Habitat*: Intestines.
13. *Tænia solium*. [Linnæus.] *Habitat*: Intestines.
14. *Cysticercus* of the *Tænia solium*. *Synonym*, *Cysticercus telæ cellulosæ*.
15. *Tænia mediocanellata*. [Küchenmeister.] *Habitat*: Intestines.
16. *Tænia acanthotrias*. [Weinland.] *Habitat*: Intestines.
17. *Tænia flavopuncta*. [Weinland.] *Habitat*: Intestines.
18. *Tænia nana*. [Siebold.] *Habitat*: Intestines.
19. *Tænia lophosoma*. [Cobbold.] *Habitat*: Intestines.
20. *Tænia elliptica*. [Batsch.] *Habitat*: Intestines.
21. *Cysticercus* of the *Tænia marginata*. *Synonym*, *Cysticercus tenuicollis*.
22. *Echinococcus hominis*, or Hydatid of the *Tænia echinococcus*. [Siebold.]
23. *Fasciola hepatica*. [Linnæus.] *Habitat*: Liver.
24. *Distoma crassum*. [Busk.] *Habitat*: Duodenum.
25. *Distoma lanceolatum*. [Mehlis.] *Habitat*: Hepatic duct; intestines.
26. *Distoma ophthalmobium*. [Diesing.] *Habitat*: Eye.
27. *Distoma heterophyes*. [Siebold.] *Habitat*: Small intestines.
28. *Bilharzia hæmatobia*. [Cobbold.] *Habitat*: Portal and venous blood.
29. *Tetrastoma renale*. [Della Chiaje.] *Habitat*: Tubes of the kidney.
30. *Hexathyridium venarum*. [Treutler.] *Habitat*: Venous blood.
31. *Hexathyridium pingucicola*. [Treutler.] *Habitat*: Ovary.

CLASS C. ACCIDENTAL PARASITES.

32. *Pentastoma denticulatum*. [Siebold.] *Habitat*: Liver; small intestines.
33. *Pentastoma constrictum*. *Habitat*: Liver.
34. *Cæstrus hominis*. [Say.] *English synonym*, Larva of the gad-fly. *Habitat*: Intestines.
35. *Anthomyia canicularis*. [A. Farre.] *Habitat*: Intestines.

ECTOZOA.

36. *Phthirius inguinalis*. [Leach.] *English synonym*, Crab-louse.
37. *Pediculus capitis*. [Nitzsch.]
38. *Pediculus palpebrarum*. [Le Jeune in Guillemeau.]
39. *Pediculus vestimenti*. [Nitzsch.] *English synonym*, Body-louse.
40. *Pediculus tabescentium*. [Burmeister.]
41. *Sarcoptes scabiei*. [Latreille.] *Synonym*, *Acarus*. *English synonym*, Itch-insect.
- Note*.—The disease Scabies to be returned amongst the parasitic diseases of the skin.
42. *Demodex folliculorum*. [Owen.]
43. *Pulex penetrans*. [Gmelin.] *English synonym*, Chigoe. *Habitat*: skin and cellular tissue.

ENTOPHYTA AND EPIPHYTA.

44. *Leptothrix buccalis*. [Wedl. Robin.] *English synonym*, Alga of the mouth.
45. *Oidium albicans*. [Link.] *English synonym*, Thrush fungus. *Habitat*: Mouth in cases of thrush, and certain mucous and cutaneous surfaces.
46. *Sarcina ventriculi*. [Goodsir.] *Habitat*: Stomach.
47. *Torula cerevisiæ*. [Turpin.] *Synonym*, *Cryptococcus cerevisiæ*. [Kützing.] *English synonym*, Yeast-plant. *Habitat*: Stomach, bladder, &c.
48. *Chionyphe Carteri*. *Definition*: A cotton fungus occurring in the disease called Mycetoma. *Habitat*: Deep tissues, and bones of the hands and feet.

49. Achorion Schönleinii. [Remak.] *Habitat*: Tinea favosa.

Note.—To be returned amongst the parasitic diseases of the skin.

50. Puccinia favi. [Ardsten.] *Habitat*: Tinea favosa.

Note.—To be returned amongst the parasitic diseases of the skin.

51. Achorion Lebertii. [Robin.] *Synonym*, Trichophyton tonsurans.
[Malmsten.] *Habitat*: Tinea tonsurans.

Note.—To be returned amongst the parasitic diseases of the skin.

52. Microsporon Audouini. [Gruby.] *Habitat*: Tinea decalvans.

Note.—To be returned amongst the parasitic diseases of the skin.

53. Trichophyton sporuloides. [Von Walther.] *Habitat*: Tinea Polonica.

Note.—To be returned amongst the parasitic diseases of the skin.

54. Microsporon furfur. [Eichstädt.] *Habitat*: Tinea versicolor.

Note.—To be returned amongst the parasitic diseases of the skin.

55. Microsporon mentagrophytes. [Gruby.] *Habitat*: Follicles of hair
in Sycosis or Mentagra.

Note.—To be returned amongst the parasitic diseases of the skin.

The foregoing list might be extended by the addition of various parasitic vegetations, which have been reported under the names of Algæ, Fungi, Mycodermis, Leptomiti, &c., but the characters or the existence of which are still the subject of enquiry.

CONGENITAL MALFORMATIONS.

(DEFORMITATES INGENITÆ.)

MALFORMATIONS RESULTING FROM INCOMPLETE DEVELOPMENT OR GROWTH OF PARTS.

(DEFORMITATES INGENITÆ EX RUDI EVOLUTIONE VEL INCREMENTO PARTIUM EXORTÆ.)

OF THE BODY GENERALLY.

(CORPORIS UNIVERSI.)

- Head absent, or rudimentary. (Caput aut nullum aut rude.)
Cranium defective. (Calvaria curta.)
Lower jaw absent or defective. (Maxilla inferior aut nulla aut curta.)
Upper and lower extremities absent. (Defectio partium extremarum superiorum et inferiorum.)
Lower extremities absent. (Defectio membrorum inferiorum.)
One lower extremity absent. (Defectio membri inferioris alterutrius.)
Hands and feet articulated to scapulæ and pelvis. (Manus pedesque scapularum et coxarum ossibus inserti.)
Fingers and toes deficient in number. (Manuum pedumque digiti numero deficientes.)

OF THE NERVOUS SYSTEM.

(NERVORUM APPARATUS.)

- Brain absent. (Defectio cerebri.)
Brain rudimentary or incompletely developed. (Cerebrum rude vel minus absolutum.)
Spinal cord absent or imperfect. (Medulla spinæ aut nulla aut inchoata.)
Continuity of nerves with nerve-centres incomplete. (Nervorum cum centrīs suis imperfecta commissura.)

OF THE ORGANS OF SPECIAL SENSE.

(SENSUUM SINGULARIUM APPARATUS.)

- Eyes absent. (Defectio oculorum.)
Eyes imperfect. (Oculi curti.)
Eyelids incomplete. Eyelids remaining united. [Symblepharon.]
(Palpebræ imperfectæ. Palpebrarum perpetua conjunctio. [Symblepharon.])
External ear absent. Pinna adherent. (Defectio auris exterioris. Auricula adhærens.)
Meatus externus closed. (Foramen auris clausum.)
Internal ear imperfect. (Auris interior curta.)
Nose absent. (Defectio nasi.)

Nose imperfect. (*Nasus curtus.*)

Nose resembling a proboscis. (*Nasus proboscidi similior.*)

OF THE VASCULAR SYSTEM.

(SANGUINIS APPARATUS.)

Heart absent. (*Defectio cordis.*)

Cavities of heart deficient in number. (*Cava cordis numero deficientia.*)

a. One oracle and one ventricle. (*Singulæ auriculæ cum singulis ventriculis.*)

b. Two auricles and one ventricle. (*Binæ auriculæ cum singulis ventriculis.*)

Septa incomplete. (*Septa imperfecta.*)

a. Auricular. (*Septum auricularum.*)

b. Ventricular. (*Septum ventriculorum.*)

Orifices obstructed or imperfect. (*Ostia obstructa vel imperfecta.*)

a. Right auriculo-ventricular aperture. (*Ostium dextrum auriculam inter ventriculumque.*)

b. Pulmonic aperture. (*Ostium pulmonale.*)

c. Left auriculo-ventricular aperture. (*Ostium sinistrum auriculam inter ventriculumque.*)

d. Aortic aperture. (*Ostium aorticum.*)

Foramen ovale prematurely closed. (*Foramen ovale præmature clausum.*)

Ductus arteriosus prematurely closed. (*Ductus arteriosus præmature clausus.*)

Origins of aorta and pulmonary artery transferred. (*Capita aortæ et arteriæ pulmonalis inter se transposita.*)

Origin of ascending aorta from left ventricle, and of descending aorta from right ventricle, through the ductus arteriosus. (*Aorta ascendens a sinistro ventriculo orsa, descendens a dextro per ductum arteriosum.*)

Commencement of descending aorta contracted or obliterated. (*Caput aortæ descendentis coarctatum vel oblitteratum.*)

Foramen ovale persistent. (*Foramen ovale a partu patens.*)

Ductus arteriosus pervious. (*Ductus arteriosus a partu pervius.*)

Cardiac valves imperfect. (*Valvæ cordis imperfectæ.*)

Pericardium absent. (*Defectio pericardii.*)

OF THE RESPIRATORY SYSTEM.

(RESPIRANDI APPARATUS.)

Lung [one or both] absent. (*Defectio pulmonum [alterutrius vel utriusque.]*)

Pulmonary lobes deficient in number. (*Pulmonum lobi numero deficientes.*)

Larynx and trachea absent or imperfect. (*Larynx et trachea aut nulla aut inchoata.*)

OF THE DIGESTIVE SYSTEM.

(CONCOCTIONIS APPARATUS.)

Œsophagus impervious. (*Œsophagus impervius.*)

Intestine impervious, or deficient in various regions. (*Intestina impervia vel deficientia in variis partibus.*)

Anus impervious. (*Anus impervius.*)

Anus in unusual situations. (*Anus in alieno situ.*)

Liver preternaturally small. (*Jecur præter naturam exiguum.*)

Gall bladder absent. (*Defectio vesiculæ fellis.*)

Biliary ducts impervious. (Ductus jecinoris impervii.)

Urachus patent. Vitelline duct patent. (Urachus patens. Ductus Vitellinus patens.)

OF THE URINARY SYSTEM.

(URINÆ APPARATUS.)

Kidney [one or both] absent. (Defectio renum [alterutrius vel utriusque.]

Kidney lobulated. (Renes multifidi.)

Ureters absent or impervious. (Ureteres aut nulli aut impervii.)

Urachus persistent. (Urachus perstans.)

OF THE MALE ORGANS OF GENERATION.

(GENITALIUM VIRILIUM.)

Penis diminutive, resembling clitoris. (Coles pusillus, clitoridi similior.)

Prepuce abbreviated—elongated. (Præputium justo brevius—justo longius.)

Testicle [one or both] absent. (Defectio testiculorum [alterutrius vel utriusque.]

External organs absent. (Defectio partium exteriorum.)

OF THE FEMALE ORGANS OF GENERATION.

(GENITALIUM MULIEBRIUM.)

Ovary [one or both] absent. (Defectio ovariorum [alterutrius vel utriusque.]

Uterus absent. (Defectio uteri.)

Vagina absent. (Defectio vaginae.)

Vagina impervious. (Vagina impervia.)

Vagina a cul-de-sac. (Vagina in sinum desinens.)

External organs absent. (Defectio partium exteriorum.)

MALFORMATIONS RESULTING FROM INCOMPLETE COALESCENCE OF THE LATERAL HALVES OF PARTS WHICH SHOULD BECOME CONJOINED.

(DEFORMITATES INGENITÆ EX PARUM CŒŪNTIBUS AB UTROQUE LATERE PARTIBUS DIMIDIIS, QUÆ DEBUERANT CONJUNGI.)

A.—ON THE ANTERIOR MEDIAN PLANE.

(MEDIARUM REGIONUM A PRŪRI PARTE.)

Fissure of the face. (Fissura faciei.)

Fissure of the iris. Coloboma. (Fissura iridis. Coloboma.)

Fissure of the lip. (Fissura labri.)

a. Single harelip. (Labrum leporinum simplex.)

b. Double harelip. (Labrum leporinum duplex.)

Fissure of the palate. (Fissura palati.)

a. Hard palate. (Palati duri.)

b. Soft palate. (Palati mollis.)

Fissure of the nose. Naso-buccal fissure. (Fissura nasi. Fissura nasi et buccarum.)

Fissure of the sternum. (Fissura ossis pectoralis.)

Fissure of the diaphragm. (Fissura septi transversi.)

Fissure of the abdominal walls. (Fissura abdominis.)

Fissure of the pubic symphysis. (Fissura commissuræ pectinis.)

Fissure of the anterior wall of the urinary bladder, with extroversion of the posterior half. (Fissura membranæ prioris vesicæ posteriore dimidio foras everso.)

Epispadic fissure of the urethra. (Fissura epispadica itineris urinæ.)

Hypospadic fissure of the urethra. (Fissura hypospadica itineris urinæ.)

Fissure of the scrotum. (Fissura scroti.)

B.—ON THE POSTERIOR MEDIAN PLANE.

(MEDIARUM REGIONUM A TERGO.)

Fissure of the skull. (Fissura calvariæ.)

Fissure of the spinal column. Spina bifida. (Fissura vertebrarum in spina. Spina bifida.)

a. Complete. (Ex toto.)

b. Partial. (Ex parte.)

1. Cervical region. (Cervicis.)

2. Lumbar region. (Lumborum.)

3. Sacral region. (Sacri.)

Fissure of the Spinal cord. (Fissura medullæ in spina.)

MALFORMATION RESULTING FROM COALESCENCE OF THE LATERAL HALVES OF PARTS WHICH SHOULD REMAIN DISTINCT.

(DEFORMITATES INGENITÆ EX COËUNTIBUS AB UTROQUE LATERE DIMIDIIS PARTIBUS, QUÆ DEBUERANT IN PERPETUUM DISSOCIARI.)

Lower extremities conjoined. Syreniform Fœtus. (Membra inferiora commissa. Fœtus syreniformis.)

Fingers or toes conjoined. (Digiti cohærentes.)

Monoculus. Cyclops. (Unoculus. Cyclops.)

Double kidney. (Renes in unum conjuncti.)

MALFORMATIONS RESULTING FROM THE EXTENSION OF A COMMISSURE BETWEEN THE LATERAL HALVES OF PARTS (CAUSING APPARENT DUPLICATION.)

(DEFORMITATES INGENITÆ EX LATIUS PATENTE COMMISSURA DIMIDIARUM A LATERIBUS PARTIUM [DUPLICATA OMNIA REPRESENTANTES.])

Double uterus. (Uterus duplex.)

Double vagina. (Vagina duplex.)

MALFORMATIONS RESULTING FROM REPETITION OR DUPLICATION OF PARTS IN A SINGLE FÆTUS.

(DEFORMITATES INGENITÆ EX REPITITIS IN DUPLUM PARTIBUS SINGULORUM FÆTUM.)

Supernumerary fingers and toes. (Superantes numero digiti.)

Supernumerary cavities of the heart. (Superantia numero cava cordis.)

Supernumerary valves of the heart. (Superantes numero valvæ cordis.)

MALFORMATIONS RESULTING FROM THE COALESCENCE OF TWO FÆTUSES, OR OF THEIR PARTS.

(DEFORMITATES EX COHERENTIBUS INTER SE BINIS FÆTIBUS, SIVE EX TOTO SIVE EX PARTE.)

Fœtus, more or less perfect, contained within another fœtus. (Fœtus, plus minus absolutus, alio in fœtu inclusus.)

Fœtus, more or less perfect, constituting a tumor covered by integument. (Fœtus, plus minus absolutus, tumorem representans cute obductum.)

Double fœtus. (Fœtus duplex.)

a. One perfect. The other an appendage. (Altera pars integra. Altera appendix tantummodo.)

b. Both more or less perfect. (Utraque pars plus minus integra.)

1. The middle parts united. The upper and lower distinct. (Partes mediæ continentes. Superiora et inferiora discreta.)

2. The upper parts united. The lower distinct. (Superiora continentia. Inferiora discreta.)

3. The lower parts united. The upper distinct. (Inferiora continentia. Superiora discreta.)

CONGENITAL DISPLACEMENTS AND UNUSUAL POSITIONS OF PARTS OF THE FÆTUS.

(MUTATIO LOCI ET POSITURA INUSITATA IN FÆTU INGENITA.)

Transposition of viscera. (Viscera inter se transposita.)

Hernia or ectopia of the brain. (Hernia sive ectopia cerebri.)

Hernia or ectopia of the heart. (Hernia sive ectopia cordis.)

Hernia or ectopia of the lungs. (Hernia sive ectopia pulmonum.)

Hernia or ectopia of the intestines. (Hernia sive ectopia intestinorum.)

*Varieties:*Through the diaphragm. *Synonym*, Diaphragmatic hernia. (Per septum transversum. *Idem valet* Hernia diaphragmatica.)Through the abdominal walls. *Synonym*, Abdominal hernia. (Per abdomen. *Idem valet* Hernia abdominalis.)Through the umbilicus. *Synonym*, Umbilical hernia. (Per umbilicum. *Idem valet* Hernia umbilicaris.)

Extroversion of the posterior wall of the bladder. (Membrana vesicæ posterior foras extrusa.)

Testicle retained in the abdomen. (Testiculus in ventre retentus.)
retained in the inguinal canal. (In foramine inguinali.)

DISEASES MANIFESTED AT OR AFTER BIRTH.

(MORBI A PARTU IPSO VEL POST PARTUM APPARENTES.)

Premature birth. (Partus intempestivus.)

Stillborn—Asphyxia. (Partus intus emortuus—Asphyxia.)

Atelectasis pulmonum. (Pulmonis imperfecta explicatio.)


Jaundice. (Morbus regius.) Idiocy. (Amentio.)

Dumbness or deaf-dumbness. (Infantia linguæ vel mutorum surditas.)

Congenital cataract. (Suffusio ingenita.)

Cephalhæmatoma. (Cephalæmatoma.) Syphilis. (Syphilis.)

INDEX.



INDEX.

ABD

- Abdomen, Contusion of, 102
 — — with rupture of muscles, 102
 — — — — of viscera, 102
 — Wound of, with protrusion of uninjured viscera, 102
 — — — — — of wounded viscera, 102
 — — — — with wound of unprotruded viscera, 102
 — *Non-malignant tumours of*, see — — of the peritoneum, Note, 56
 — Injuries of the, 102
 — Injuries of the vessels of the, 103
 — Wound of the parietes of the, 102
 — Wound of viscera without wound of the parietes of the, 103
 Abdominal fistula from injury, and artificial anus, 103
Abdominal Hernia, see *Hernia* or *Ectopia* through abdominal walls, Malformation, (126,) 51, 52
 Abdominal paracentesis, operation, 116
 — section, Exploratory operation, 114
 — walls, Fissure of, Malformation, 125
 Abnormal development of the alveoli, 46
 — — — — cementum, 46
 — — — — dental tissue, 45
 — — — — dentine, 46
 — — — — enamel, 46
 Abortion, 70
 ABORTUS, 70
 Abrasion of the (cervix of the) uterus, 65
 Abscess of the anus, 53
 — — antrum, 43

ABS

- Abscess of the bones, Chronic, 77
 — — brain, 18
 — — breast, female, 75
 — — broad ligament, 65
 — — bronchial glands, (36,) 41
 — Bursal, 82
 — of the cellular tissue, 82
 — — cheek, 42
 — — epididymis, 61
 — Fæcal, 50
 — of the female breast, (74,) 75
 — — Fallopian tube, 65
 — — heart, muscular structure of, Note, 31
 — Iliac and pelvic, following parturition, 74
 — of the intestine, in the subperitoneal tissue, 50
 — — joints, 78
 — — kidney, 57
 — — lachrymal apparatus, 26
 — — larynx, 38
 — — liver, 54
 — Lacunar, 60
 — Lumbar, 80
 — of the lung, 39
 — — external meatus, 28
 — — mediastinum, 41
 — in the Meibomian glands, 26
 — of the mesenteric glands, 56
 — of muscles, 80
 — in the orbit, 27
 — of the ovary, 64
 — — pancreas, 55

EXPLANATIONS.—The names for common use are printed in *Antique* type, Latin names proper in *ROMAN SMALL CAPITALS*, and Synonyms, which are not to be employed in the registration of diseases, in *Italics*. The figures refer to the page where the disease is to be met with; the figures without parentheses indicating where the disease should be registered; and the figures within parentheses where the disease is entered for the sake of classification only, and not for registration.

ABS

- Abscess of the penis, 62
Abscess, Periosteal, Acute, see Diffuse periostitis, 77
 Abscess of the pharynx, 48
 — — prostate gland, 60
 — Psoas, 80
 — of the rectum, 53
 — — salivary glands, 49
 — — septum of the nose, 29
 — — spermatic cord, 61
 — — spine, 80
 — — spleen, 55
 — — testicle, 63
 — Thecal, (81,) 87
 — of the tongue, 47
 — Urinary, of the male urethra, 61
 — of the uterus, 65
 — — vagina, 66
 — — vulva, 67
 — — — from gonorrhœa, 61
 — Pyæmic, of the heart, (31,) 7
 — — of joints, (78,) 7
 — — and inflammation of the liver, (54,) 7
 — — — — of the lung, (39,) 7
 — — — — of the spleen, (55,) 7
 ABSCESSUS ANTRI, 43
 — ARTICULORUM, 78
 — BUCCARUM, 42
 — BYRSÆ, 82
 — CEREBRI, 18
 — COLIS, 62
 — EPIDIDYMIDIS, 61
 — FORAMINIS AURIS, 28
 — FUNICULI SEMINALIS, 61
 — GLANDULÆ PROSTATÆ, 60
 — GLANDULARUM BRONCHIALIUM, (36,) 41
 — — MEIBOMIANARUM, 26
 — — MESENTERII, 56
 — — SALIVOSARUM, 49
 — ILIORUM ET PELVIS POST PARTUM, 74
 — INTESTINI RECTI ET ANI, 53
 — INTESTINORUM STERCOROSUS, 50
 — INTESTINORUM SUB PERITONÆO ORTUS, 50

ACI

- ABSCESSUS JECINORIS, 54
 — LACRYMARUM APPARATUS, 26
 — LACUNARUM, 60
 — LARYNGIS, 38
 — LIENIS, 55
 — LIGAMENTI LATI, 65
 — LINGUÆ, 47
 — MAMMÆ FEMINEÆ, (74,) 75
 — MEDIASTINI, 41
 — MEMBRANÆ CELLULOSÆ, 82
 — MUSCULORUM, 80
 — MUSCULORUM CORDIS, 31
 — ORBITÆ, 27
 — OSSIIUM LONGUS, 77
 — OVARIUM, 64
Abscessus periosteï acutus, vide PERIOSTITIS DIFFUSA, 77
 ABSCESSUS PANCREATIS, 55
 — PHARYNGIS, 48
 — PSOADICI LUMBARES ALIQUÆ, 80
 — PULMONIS, 39
 — PYÆMICUS ARTICULORUM, (78,) 7
 — RENUM, 57
 — SEPTI NASI, 29
 — TESTICULI, 63
 — THECARUM, (81,) 87
 — TUBI FALLOPIANI, 65
 — URINALIS, 61
 — UTERI, 65
 — VAGINÆ, 66
 — VULVÆ, 67
 — VULVÆ, GONORRHOÏCUS, 61
Absent menstruation, see Amenorrhœa, 68
 Absorbent system, Cancer of, (36,) 11
 — — Diseases of, 35
 — — Foreign bodies and concretions of, (35,) 108
 Achorion Lebertii, Parasite, (121,) 88
 Achorion Schönleini, Parasite, (121,) 88
 Acid, Carbonic, Poison, 94
 — Hydrochloric, Poison, 91
 — Nitric, Poison, 91
 — Nitrous, vapour, Poison, 94
 — Oxalic, Poison, 91

EXPLANATIONS.—The names for common use are printed in *Antique type*, Latin names proper in *ROMAN SMALL CAPITALS*, and Synonyms, which are not to be employed in the registration of diseases, in *Italics*. The figures refer to the page where the disease is to be met with; the figures without parentheses indicating where the disease should be registered; and the figures within parentheses where the disease is entered for the sake of classification only, and not for registration.

ACI

- Acid, Phosphorous, Poison, 91
 — Prussic, Poison, 92
 — Sulphuric, Poison, 91
 — Tartaric, Poison, 91
 ACIDA, Venena, 91
 Acids, Poisons, 91
 ACIDI NITROSI VAPOR, Venenum, 94
 ACIDUM CARBONICUM, Venenum, 94
 — HYDROCHLORICUM, Venenum, 91
 — HYDROCYANICUM, Venenum, 92
 — NITRICUM, Venenum, 91
 — OXALICUM, Venenum, 91
 — PHOSPHOROSUM, Venenum, 91
 — SULPHURICUM, Venenum, 91
 — TARTARICUM, Venenum, 91
 Acne, 86
 Aconite, Poison, 92
 Aconitia, Poison, 93
 Acrodynia, 84
 ACUPRESSURA, Opus Chirurgicum, 110
 Acupressure, Operation, 110
Acute albuminuria, see *Acute Bright's disease*, 57
 Acute atrophy of liver, 54
 Acute Bright's disease, 57
 — bronchitis, 39
 — chorea, 21
 — cystitis, 58
 — dementia, 22
Acute desquamative nephritis, see *Acute Bright's disease*, 57
 Acute gout, 8
Acute hydrocephalus, see *Tubercular meningitis*, (18,) 14
 Acute inflammation of the female breast, 75
 — — — prostate gland, 60
 — — — thyroid gland, 36
 — laryngitis, 38
 — mania, 22
 — miliary tuberculosis of lung, (40,) 14
 — necrosis, 77
 — orchitis, 63
Acute periosteal abscess, see *Diffuse periostitis*, 77
 Acute pneumonic phthisis, 40
Acute renal dropsy, see *Acute Bright's disease*, 57
 Acute Rheumatism, 7
 — synovitis, 78
 Addison's disease, (86,) 37
Adenocèle, see *Glandular tumour*, (12)

ALV

- Adenoid tumour of breast*, see *Chronic mammary tumour of*, 76
 ADHÆRENTIA IN PLEURA, 41
 Adherent pericardium, 30
 Adhesion of the jaws by cicatrix, 43
 Adhesions of the peritoneum, 56
 — — pleura, 41
 — — soft palate, 48
 — — tendons, 81
 ÆTHERIS VAPOR, Venenum, (94,) 92
 ÆTHUSA CYNAPIUM, Venenum, 93
 Affections connected with parturition, 71
 — — — pregnancy, 68
 — consequent on parturition, 73
 — General, of the eye, 25
 AFFECTUS MENTIS, 22
 — NERVORUM ORBITÆ, 27
 — OCULI UNIVERSI, 25
 Age, Old, Note, 90
 Ague, 5
 — Brow, (5,) 22
Ague cake, see *Congestion of spleen*, 55
 Ague, Double quartan, 5
 — Double tertian, 5
 — Irregular, 5
 — Quartan, 5
 — Quotidian, 5
 — Tertian, 5
 Air-passages, Foreign bodies in, 100
 — — Asphyxia from plugging of, 96
 Albinism of choroid and retina, 25
 Albinismus, 86
 ALBITUDO, 86
 ALBITUDO CHOROIDIS ET RETINÆ, 25
Albugo, vide *CORNEA OPACA*, 24
Albuminuria, see *Bright's disease*, 57
Albuminuria, Acute, see *Acute Bright's disease*, 57
Albuminuria, Chronic, see *Chronic Bright's disease*, 57
 Albuminuria from pregnancy, 70
 ALCALIA CAUSTICA, Venena, 91
 Alcohol, Poison, 92
 Aleppo Evil, 88
 Algæ, Parasites, 121
 Algæ of the mouth, Parasites, (121,) 42
 Alkalies, Caustic, Poisons, 91
 Alkaline Salts, Poisons, 91
Alopecia areata, see *Tinea decalvans*, 88
 Alteration of dimension, (17)
Alveolar cancer, see *Colloid*, 11

- ALV
- Alveolar, gelatinous and colloid tumour of ovary*, see *Complex cystic tumour of*, 64
- Alveolar portions of the jaw, abnormal development of the, 46
- Alveoli, Absorption of, 44
- Caries of, 44
- Dentigerous cyst of, 44
- Diseases of, 44
- Exostosis of, 44
- Fracture of, 46
- Hæmorrhage from injury of the, 46
- Mechanical injuries of, 46
- Mercurial inflammation of, (90,) 44
- Necrosis of, 44
- Phosphoric inflammation and necrosis of, (91,) 45
- ALVUS ADSTRICTA, 52
- SOLUTA, 52
- Amaurosis, 25
- AMBUSTA, 96
- IN CUTE, (88,) 96
- — EX FRIGORE, 87
- IN LARYNGE, (100,) 96
- — OCULO, 99
- Amenorrhœa and its varieties, 68
- AMENTIA (INGENITA,) (126,) 22
- Ammonia, Poison, 91
- Gaseous poison, 94
- AMPLIFICATIO GLANDULARUM LONGA, 35
- — BRONCHIALIUM, (36,) 41
- — MESENTERII, 56
- SIMPLEX JECINORIS, 54
- AMPUTATIO DEFORMITATIS CAUSA, 113
- EXPEDITA, 112
- — AD SINUM COXÆ, 112
- — ARTICULI TALARIS, 112
- — BRACHII, 112
- — CAPITIS HUMERI, 112
- — CRURIS, 112
- — DIGITORUM MANUS, 112
- — DIGITORUM PEDIS, 112
- — FEMORIS, 112
- — HUMERI, 112
- — MANUS, 112
- ANE
- AMPUATIO EXPEDITA MANUS A CARPI ARTICULO, 112
- — — DIGITORUM, 112
- — — PARTIUM SINGULARUM, 112
- — OSSIS SCAPULARUM ET HUMERI, 112
- — OSSIUM GENU, 112
- — OSSIUM METATARSII, 112
- — PEDIS TRANSVERSI, 112
- MORBI CAUSA, 113
- PROROGATA, 113
- Amputation for deformity, 113
- — disease, 113
- Primary, 112
- — of the ankle joint, 112
- — — arm, 112
- — across the foot, 112
- — of the fingers, 112
- — — forearm, 112
- — — hand, 112
- — of parts of the hand, 112
- — of the hand at the wrist joint, 112
- — — hip joint, 112
- — — knee joint, 112
- — — leg, 112
- — — metatarsal bones, 112
- — — scapula and arm, 112
- — — shoulder joint, 112
- — — thigh, 112
- — — toes, 112
- Amputation, Secondary, 113
- Amputations, 112
- AMYGDALÆ AMARÆ OLEUM, Venenum, 92
- Amyloid disease*, see *Lardaceous disease*, (17)
- — of the kidney, see *Lardaceous kidney*, 57
- — — liver, see *Lardaceous liver*, 54
- — — spleen, see *Lardaceous spleen*, 55
- Anæmia, 15
- Anæsthæsia, 22
- ANASARCA, 15
- Anchylostomum duodenale*, see *Sclerostoma duodenale*, Parasite, (119,) 52
- Aneurism, Note, 33
- by anastomosis, 34
- Arterio-venous, 33

EXPLANATIONS.—The names for common use are printed in *Antique type*, Latin names proper in *ROMAN SMALL CAPITALS*, and Synonyms, which are not to be employed in the registration of diseases, in *Italics*. The figures refer to the page where the disease is to be met with; the figures without parentheses indicating where the disease should be registered; and the figures within parentheses where the disease is entered for the sake of classification only, and not for registration.

ANE

- Aneurism of the cerebral arteries, 19
 — Cirroid, 34
 — Diffused, Explanation, 33
Aneurism, Dissecting, see *Arteries*, Partial rupture of, 33
 Aneurism, Fusiform, 33
 — of the heart, 32
 — — — Acute, 32
 — Operations on (For their sub-division, see *Operations on Aneurisms*,) 110
 — Orbital, (27,) 33
 — Saccular, 33
 — Traumatic, 33
 — of the valves of the heart, 31
 — Varicose, 34
 — — Spontaneous, 34
 — — Traumatic, 34
 Aneurismal cyst, (13)
 — varix, 33
 — — Spontaneous, 33
 — — Traumatic, 33
 ANEURYSMA, 33
 — ACUTUM CORDIS, 32
 — ARTERIAM INTER VENAMQUE, 33
 — ARTERIARUM CEREBRI, 19
 — CIRROIDES, 34
 — CORDIS, 32
 — — ACUTUM, 32
 — DIFFUSUM, 33
Aneurysma dissecans vide *DIRUPTA* EX PARTE ARTERIA, 33
 ANEURYSMA EX ANASTOMOSI, 34
 — EX VULNERE, 33
 — FUSIFORME, 33
 — ORBITÆ, (27,) 33
 — SACCULATUM, 33
 — VAVARUM CORDIS, 31
 — VARICOSUM, 34
 Angina pectoris, 32
 ANGINA PUTRIS, 47
 — TRACHEALIS, 37
 Angular deformity of the spine, 80
 Ankle joint, Amputation at, 112
 Ankle, Dislocation of the foot at the, 107
 Ankyloblepharon, Operation for, 109
 Ankylosis, 78
 — Deformity from, 78
 — of spine, 80
 ANKYLOSIS SPINÆ, 80
 Ani, Pruritus, 53
 — Spasm of sphincter, 53

APH

- Ani, Incision of sphincter, Operation, 115
 Anidrosis, 88
 Animals having infectious disease, Wounds poisoned by, 95
 Animal matter, Wounds poisoned by dead, 95
 Animal poisons, 94
 Anterior chamber of the eye, Parasitic disease in the, 24
 Anterior curvature of the spine, 80
Anthomyia canicularis, (120,) 52
Anthrax, see *Carbuncle*, (82,) 87
 Anteflexion of the uterus, 66
 Anteversion of the uterus, 66
 Antimony, 90
 ANTIMONIUM, 90
 Antrum, Abscess of, 43
 — Diseases of, 43
 — Foreign bodies in, (43,) 98
 Anus, Abscess of, 53
Anus, Artificial, see *Fæcal fistula*, 51
 Anus, Cancer of, (53,) 11
 — Condyloma of, 53
 — Diseases of, 52
 — Fissurè of, 53
 — impervious, Malformation, (123,) 53
 — in unusual position, Malformation, (123,) 53
 — Injuries of, (53,) 103
 — Malformations of, (123,) 53
 — Neuralgia of, 53
 — Prolapsus of, 53
 — Stricture of, 53
 — Ulceration of, 52
 — Wound of, 103
 ANUS IMPERVIUS, (123,) 53
 — IN ALIENO SITU, (123,) 53
 AORTA ASCENDENS A SINISTRO VENTRICULO, DESCENDENS A DEXTRO ORSA, (123,) 32
 Aorta, Commencement of descending, contracted or obliterated, Malform., (123,) 34
 Aorta and pulmonary artery, Origins of, transferred, Malformation, (123,) 32
 Aorta, Origin of ascending, from left ventricle, and of descending aorta from right ventricle, Malformation, (123,) 32
 AORTÆ DESCENDENTIS CAPUT COARCTATUM VEL OCCLUSUM, (123,) 34
 Aortic valve-disease, 30
 Aponia, 38
Aphtha, see *Thrush*, 42

APH

- Aphthæ, Parasitic*, see Parasitic thrush, 42
 APHTHÆ PARASITICÆ, 42
Apnœa, see Asphyxia, (37,) 96
 APOPLEXIA, 18
 — CHOROIDEA, 25
 — EX CONGESTIONE, 18
 — — HÆMORRHAGIA, 18
Apoplexia pulmonalis, vide HÆMORRHAGIA P., 40
 — *spinalis*, vide HÆMORRHAGIA S., 20
 Apoplexy, 18
 — Choroidal, 25
 — Congestive, 18
 — Hæmorrhagic, 18
Apoplexy, Pulmonary, see Pulmonary extravasation, 40
Apoplexy, Spinal, see Spinal hæmorrhage, 20
 Appetite, Depraved, during pregnancy, 69
 Arachnoid, Inflammation of, 18
 ARCUS PALMARIS CONTRACTUS, 81
 Arcus senilis, 24
 ARGENTUM, Venenum, 91
 Arm, Amputation of, Operation, 112
 Arrangement of Local Diseases, Note, 16
 Arrows, Poisoned, 95
 Arsenic, Poison, 90
 ARSENICUM, Venenum, 90
 ARTERIÆ COARCTATÆ ET OBLITERATÆ, 33
 — OCCLUSÆ, 33
 — — EX COMPRESSU, 33
 — — — IMPACTIS COAGULIS, 33
Arterial varix, see Cirroid aneurism, 34
 Arteries, Aneurism of, 33
 — *Atheroma of*, see Fatty degeneration of, 32
 — Calcareous disease of, 32
 — Cerebral, Diseases of the, 19
 — Constriction, Temporary, of, Oper'n, 110
 — Contusion of, (34,) 98-106
 — Dilatation of, 33
 — Diseases of, 32
 — Embolism of, 33
 — Fatty degeneration of, 32
 — Injuries of, (34,) 98-106
 — Laceration of, (34,) 98-106

ASP

- Arteries, Laceration of the inner coat of, (34,) 98-106
 — — — outer coat of, (34,) 98-106
 — — — the whole vessel, (34,) 98-106
 — Ligature of, Operation, 110
 — Malformations of, (123,) 34
 — Narrowing and obliteration of, 33
 — Occlusion of, 33
 — Operations on the, (For their sub-division, see Operations on the Arteries,) 110
Arteries, Ossification of, see Calcareous disease of, 32
 Arteries, Partial rupture of, 33
 — Rupture of, 33
 — — from disease of artery, 33
 — — — external to artery, 33
 — Thrombosis of, 33
 — Wound of, (34,) 98-106
 Arterio-venous aneurism, 33
 Arteritis, 32
 Arthritic iritis, 24
Arthritis rheumatica longa, vide OSTOARTHITIS LONGA, 8
 ARTICULI PERFORATI, 79
Artificial anus, see Fæcal fistula, 51
 Artificial anus from injury, 103
 — pupil, Operation, 109
 — respiration, Operation, 117
 Ascaris, Parasite, (118,) 52
 Ascites, 56
 — from Pregnancy, 69
Asiatic cholera, see Malignant cholera, 5
 Asphyxia, (37, 126,) 96
 — from crushing, 96
 — — drowning, 96
 — — gaseous poisons, (96,) 94
 — — hanging, 96
 — — overlying, 96
 — — plugging of air-passages, 96
 — — strangling, 96
 ASPHYXIA DEMERSORUM, 96
 — EX COMPRESSU, 96
 — — CORPORE SUPERINCUBANTE, 96
 — — OBTURATIS SPIRITUS ITINERIBUS, 96

EXPLANATIONS.—The names for common use are printed in *Antique type*, Latin names proper in *ROMAN SMALL CAPITALS*, and Synonyms, which are not to be employed in the registration of diseases, in *Italics*. The figures refer to the page where the disease is to be met with; the figures without parentheses indicating where the disease should be registered; and the figures within parentheses where the disease is entered for the sake of classification only, and not for registration.

ASP

- ASPHYXIA, EX SUSPENDIO, 96
 — — VAPORIBUS PESTIFERIS, 96
 — STRANGULATORUM, 96
 Asthma, 39
 — Grinders, 40
 — Hay, 37
 — Miners', 40
 ASTHMA CULTRARIORUM, 40
 — EX FCENISICIO, 37
 — METALLARIORUM, 40
 Astigmatism, 26
 ASTIGMATISMUS, 26
 Astragalus, Dislocation of, 107
 Asturian rose, 84
 ATAXIA MOTUS, 20
 Ataxy, Locomotor, 20
 Atelectasis, 40
Atheroma, see Fatty and calcareous degeneration, 17
Atheroma arteriarum, vide DEGENERATIO ADIPOSA A., 32
Atheroma arteriarum cerebri, vide DEGENERATIO ADIPOSA A. C., 19
Atheroma of arteries, see Fatty degeneration of, 32
Atheroma of the cerebral arteries, see Fatty degeneration of, 19
Atheroma of the valves of the heart, see Fatty degeneration of, 31
 Atony of the uterus during parturition, 71
 ATROPHIA, 17
 — ACUTA JECINORIS, 54
 — CEREBRI, 18
 — CORDIS, 31
 — CUTIS, 87
 — GLANDULÆ PROSTATÆ, 60
 — GLANDULARUM, 35
 — INGRAVESCENS MUSCULORUM, (20,) 80
 — LINEARIS CUTIS, 87
 — MAMMÆ FEMINEÆ, 75
 — MUSCULORUM, 80
 — NERVORUM, 20
 — OSSIUM, 77
 — OVARIÏ, 64
 — RENUM, 58
 — SPINALIS, 20
 — TESTICULI, 63
 — UNGUIUM, 87
 — UTERI, 66
Atrophic softening of the brain, see White softening of, 19

BLA

- Atrophy, (17)
 — of bones, 77
 — — brain, 18
 — — breast, female, 75
 — — glands, 35
 — — gums, 44
 — — heart, 31
 — — kidney, 58
 — — liver, Acute, 54
 — — muscles, 80
 — Progressive muscular, (20,) 80
 — of the nails, 87
 — — nerves, 20
 — — ovary, 64
 — — prostate gland, 60
 — — spinal cord, 20
 — — skin, 87
 — — — Linear, 87
 — — testicle, 63
 — — uterus, 66
 Auricle of the ear, Cancers of the, (28,) 11
 — — — Cutaneous affections of the, (28)
 — — — Diseases of the, 27
 — — — Gouty deposits in the, 27
 — — — Injuries of the, (28,) 98
 — — — Malformations of the, (122,) 28
 — — — Non-malignant tumours of the, 28
 AURIS INTERIOR CURTA, 122
 Back, Contusion of, 102
 — Sprain of, 102
 — Wound of, 102
 Balanitis, 60
 Balls, Removal of, Operation, 113
Barbadoes leg, see Elephantiasis Arabum, 87
 Bed-sore, 87
 Belladonna, Poison, 92
 Beri Beri, 15
 BERIBERIA, 15
Bilharzia hæmatobia, Parasite, (119,) 35, 54
 Biliary ducts, impervious, 124
 Biliary fistula, 55
 Birth, Premature, (75, 126,) 90
 Bismuth, Poison, 91
 BISMUTHUM, Venenum, 91
 Bitter Almonds, oil of, Poison, 92
 Black Hellebore, Poison, 92
 Bladder, Blood calculus of, 59
 — Calculus of, 59
 — Cancer of, (59,) 11
Bladder, Catarrh of, see Cystitis, 58

BLA

- Bladder, diseases of, 58
- Distention of, 59
- Extroversion of the posterior wall of, Malformation, (126,) 59
- Fibrous tumour of, 59
- Foreign bodies in, (104,) 59
- Hæmaturia of, (Vesical,) 59
- Hernia of, 59
- Hypertrophy of, 59
- Injuries of, 103
- Inversion of, 59
- Irritability of, 60
- Malformations of, (125, 126,) 59
- Neuralgia of, 60
- Paralysis of, 60
- Parasitic disease of, 59
- Rupture of, from distention, 59
- Rupture of, from injury; without wound, 103
- Rupture of, from injury, with fracture, Note, 104
- Sacculated, 59
- Sloughing of, 59
- — consequent on parturition, 74
- Spasm of, 60
- Suppuration of, 59
- Ulceration of, 58
- Wound of, 103
- Villous tumour of, 59
- Blepharospasmus, 27
- Blood calculus of the bladder, 59
- Blood, Extravasation of, (16)
- Blood vessels, Diseases of, Note, 32
- Injuries of, Note, 98-106
- Blue gum, from lead, (45,) 90
- Boil, 87
- Boil, Delhi, 88
- Bone, Abscess, Chronic, of, 77
- Atrophy of, 77
- Cancer of, (78,) 11
- Caries of, 77
- Cartilaginous tumour of, 78
- Cyst of, 78
- Degeneration of articular surfaces of, 79

BRA

- Bone, Diseases of, Note, 77
- Excision of, Note, 112
- — from the head, 112
- — — — by trephining, 112
- — — — lower Extremity, 112
- — — — trunk, 112
- — — — upper Extremity, 112
- Bone, Exostosis of, see Osseous tumour of, (12,) 78
- — — Diffused, see Diffused osseous tumour of, (12,) 78
- Bone, Fibrocystic tumour of, 78
- Fibrous tumour of, 78
- Fractures of, 97-107
- fracture of, Spontaneous, Note, 77
- fracture of, Operation for ununited, 112
- Hypertrophy of, 77
- Ivory tumour of, (12,) 78
- Malformations of, (122, 125,) 78
- Myeloid tumour of, 78
- Necrosis of, 77
- — Acute, 77
- Non-malignant tumours of, 78
- Operations on, 112
- Osseous tumour of, (12,) 78
- — — Cancellated, (12,) 78
- — — Diffused, (12,) 78
- — — Ivory, (12,) 78
- Parasitic disease of, 78
- Refracture of, Operation, 112
- Rickets of, (78,) 14
- Scrofulous disease of, (78,) 14
- Syphilitic disease of, (78,) 9
- Bothriocephalus, (119,) 52
- BOTULI, Venenum, 94
- Bow-leg, 79
- Brain, Abscess of, 18
- absent, Malformation, (122,) 19
- Aneurism of the arteries of the, 19
- Atrophy of, Definition, 18
- Cancer of, (19,) 11
- Concussion of, 97
- Diseases of, 18

EXPLANATIONS.—The names for common use are printed in Antique type, Latin names proper in ROMAN SMALL CAPITALS, and Synonyms, which are not to be employed in the registration of diseases, in *Italics*. The figures refer to the page where the disease is to be met with; the figures without parentheses indicating where the disease should be registered; and the figures within parentheses where the disease is entered for the sake of classification only, and not for registration.

BRA

- Brain, diseases of the arteries of the, 19
 — Ectopia of, Malformation, (126,) 19
 — Embolism of the arteries of the, 19
 — Fibrous tumour of, 19
 — Hernia of, Malformation, (126,) 19
 — Hypertrophy of, 18
 — Impaction of coagula in the arteries of the, 19
 — Inflammation of, Definition, 18
 — Laceration of, without fracture, 98
 — Malformations of, (122, 126,) 19
 — Osseous tumour of, 19
 — Parasitic disease of, 19
 — rudimentary, Malformation, (122,) 19
Brain, Softening of, Atrophic, see White S. of, 19
 Brain, softening of, red, 18
 — — white, Note, 19
 — — yellow, 18
 — Syphilitic disease of, (19,) 9
 — Thrombosis of the arteries of the, 19
 — Tubercular deposit in, (19,) 14
 Bread, Mouldy, Poison, 94
 Breast, Female, Abscess of, 75
 — — — from parturition, (74,) 75
Breast, Female, Adenoid tumour of, see Chronic mammary tumour of, 76
 Breast, Female, Atrophy of, 75
 — — Cartilaginous tumour of, 76
 — — Cancer of, (75,) 11
 — — Colloid of, (76,) 11
 — — Complex cystic tumour of, 76
 — — Cyst of, 76
Breast, Female, Cysto-sarcoma of, see Complex cystic tumour of, 76
 Breast, Female, Diseases of, 75
Breast, Female, Enchondroma of, see Cartilaginous tumour of, 76
 Breast, Female, Epithelial cancer of, (76,) 11
 — — Fatty tumour of, 76
 — — Fibro-plastic tumour of, 76
 — — Fibrous tumour of, 76
 — — Hyperæsthesia of, 76
 — — Hypertrophy of, 75
 — — Inflammation of, 75
 — — — following parturition, (74,) 75
 — — Medullary cancer of, (75,) 11
Breast, Female, Neuralgia of, see Mastodynia, 76
 Breast, Female, Non-malignant tumours, 76
 — — Osseous tumour of, 76

BUR

- Breast, Female, Painful subcutaneous tumour of, see Fibrous tumour of, 76*
 Breast, Female, Parasitic disease of, 76
 — — Scirrhus of, (75,) 11
 — — Sinus of, 75
 — — Vascular tumour of, 76
 Bright's disease, Definition, 57
 — — Acute, 57
 — — Chronic, 57
 Broad ligament of the uterus, Abscess of, 65
 — — — Cyst of, 65
 — — — Diseases of, 65
 — — — Inflammation of, 65
 Bronchi, Cancer of, (39,) 11
 — Contraction of, 39
 — Dilatation of, 39
 — Diseases of, 38
 — Foreign bodies in, (39,) 100
 — Malformations of, (123,) 39
 — Non-malignant tumours of, 39
 — Parasitic disease of, 39
 — Tubercle of, (39,) 14
 — Ulcer of, 39
 Bronchial catarrh, 38
 Bronchial gland, Abscess of, (36,) 41
 — — Cancer of, (36, 41,) 11
 — — Diseases of, (36,) 41
 — — Enlargement of, (36,) 41
 — — Inflammation of, (36,) 41
 — — Non-malignant tumours of, (36,) 41
 — — Tubercle of, (36, 41,) 14
 Bronchial tubes, Casts of, 39
 Bronchitis, 39
 — Acute, 39
 — Chronic, 39
 BRONCHOCELE, 36
 Bronchocele, Exophthalmic, Definition, (27,) 36
 BRONCHOCELE EXOPHTHALMICA, (27,) 36
 — PULSANS, 36
 Bronchocele, Pulsating, 36
Bronzed Skin, see Addison's disease, (86,) 37
 Brow ague, (5,) 22
 Brucia, Poison, 93
 Bubo, Gonorrhœal, 60
 — Indurated syphilitic, (36,) 8
 — Suppurating syphilitic, (36,) 9
 Bunion, (87,) 82
 Burn and scald of the larynx, (100,) 96
 Burns and scalds, Note, (88,) 96
 — — of the eye, 99
 Bursa patellæ, enlarged, 82

BUR

- Bursæ enlarged, 82
 Bursal abscess, 82
Bursal cyst, see *Synovial cyst*, (13)
 Bursal tumour, Definition, 82
 Bursting of lymphatics, 36
 BYRSÆ PATELLÆ AMPLIFICATIO, 82
 BYRSARUM ALIARUM AMPLIFICATIO, 82
- Cæsarean section, 115
 — — for the removal of foetal remains, 115
 Calabar bean, Poison, 93
 Calcareous degeneration, (17)
 — — of the arteries, 32
 — — — cerebral arteries, 19
 — — — valves of the heart, 31
 Calcification of the dental periosteum, 44
 Calculi of the pancreas, 55
 — — prostate gland, 60
 — Removal of, 113
 — — biliary, 113
 — — salivary, 113
 — — vesical, 114
 — — — by lithotomy, 114
 — — — — lithotripsy, 114
 — — — — extraction of fragments, 114
 — — — — dilatation of the female urethra,
 114
 CALCULI FELLEI, 55
 — GLADULÆ PROSTATÆ, 60
 — PANCREATIS, 55
 Calculus and concretions, 17
 Calculus of the bladder, 59
 — — Blood, 59
 — — Carbonate of lime, 59
 — — Cystic oxide, 59
 — — Fibrinous, 59
 — — Fusible, 59
 — — Oxalate of lime, 59
 — — Phosphate of lime, 59
 — — Triple phosphate, 59
 — — Urate of Ammonia, 59
 — — Uric acid, 59
 — — Uric oxide, 59
 — — Urostealith, 59

CAN

- Calculus of the bladder, Xanthic oxide*, see
 Uric oxide, C. of, 59
 Calculus impacted, of the urethra, 61
 — of the kidney, 58
 — Salivary, 49
 — in the ureter, 58
 CALCULUS ET CONCRETA, (17)
 CALCULUS INHÆRENS ITINERI URINÆ VI-
 RILI, 61
 — RENUM, 58
 — SALIVOSUS, 49
 — VESICÆ, 59
 — — ACIDUM URICUM, 59
 — — AMMONIÆ URAS, 59
 — — CALCIS CARBONAS, 59
 — — — OXALAS, 59
 — — — PHOSPHAS, 59
 — — FIBROSUS, 59
 — — FUSILIS, 59
 — — OXIDUM CYSTICUM, 59
 — — — URICUM, 59
Calculus vesicæ, Oxidum xanthicum, vide C.
 V. O. CYSTICUM, 59
 CALCULUS VESICÆ, PHOSPHAS TRIPLEX, 59
 — — SANGUINEUS, 59
 — — UROSTEATOMA, 59
 CALVARIA CURTA, Deformitas ingenita, 122
 Camphor, Poison, 93
 CAMPHORA, Venenum, 93
 CANALIS UTERI OCCLUSUS, 66
 Cancellated osseous tumour, (12)
 Cancer, Definition, Notes, (17,) 9-11
 — of the Absorbent System, (36,) 11
 — — antrum, (43,) 11
 — — anus, (53,) 11
 — — auricle, (28,) 11
 — — bladder, (59,) 11
 — — bone, (78,) 11
 — — brain, (19,) 11
 — — breast, female, (75,) 11
 — — bronchi, (39,) 11
 — — bronchial glands, (36, 41,) 11
 — — cellular tissue, (82,) 11
 — — ear, internal, (29,) 11

EXPLANATIONS.—The names for common use are printed in *Antique type*, Latin names proper in *ROMAN SMALL CAPITALS*, and Synonyms, which are not to be employed in the registration of diseases, in *Italics*. The figures refer to the page where the disease is to be met with; the figures without parentheses indicating where the disease should be registered; and the figures within parentheses where the disease is entered for the sake of classification only, and not for registration.

CAN

- Cancer, of the eye, (26,) 11
 — — eyelids, (27,) 11
 — — Fallopian tube, (65,) 11
 — — fauces, (48,) 11
 — — gall bladder, (55,) 11
 — — glands, (36,) 11
 — — gums, (44,) 11
 — — heart, (32,) 11
 — — hepatic ducts, (55,) 11
 — — intestines, (52,) 11
 — — jaws, (43,) 11
 — — joints, (79,) 11
 — — kidney, (58,) 11
 — — lips, (42,) 11
 — — liver, (54,) 11
 — — lung, (40,) 11
 — — male mamilla, (77,) 11
 — — mesenteric glands, (56,) 11
 — — mediastinum, (41,) 11
 — — mouth, (42,) 11
 — — muscles, (80,) 11
 — — nerves, (20,) 11
 — — nose, (29,) 11
 — — — skin of the, (29,) 11
 — — cesophagus, (49,) 11
 — within the orbit, (27,) 11
 — of the ovary, (64,) 11
 — — palate, (48,) 11
 — — pancreas, (55,) 11
 — — penis, (62,) 11
 — — pericardium, (30,) 11
 — — peritoneum, (56,) 11
 — — pharynx, (48,) 11
 — — pleura, (41,) 11
 — — prepuce, (62,) 11
 — — prostate gland, (60,) 11
 — — rectum, (53,) 11
 — — salivary glands, (49,) 11
 — — scrotum, (62,) 11
 — — skin, (87,) 11
 — — spinal cord, (20,) 11
 — — spine, (80,) 11
 — — spleen, (55,) 11
 — — stomach, (50,) 11
 — — supra-renal capsules, (37,) 11
 — — tendons, (81,) 11
 — — testicle, (63,) 11
 — — thymus gland, (37,) 11
 — — thyroid gland, (36,) 11
 — — tongue, (47,) 11
 — — tonsils, (47,) 11

CAR

- Cancer, of the trachea, (39,) 11
 — — uterus, (66,) 11
 — — vagina, (67,) 11
 — — vulva, (67,) 11
Cancer, Alveolar, see Colloid, 11
Cancer, Chimneysweeper's, see Epithelial cancer of the scrotum, (62,) 11
Cancer, Colloid, see Colloid, 11
 Cancer, Epithelial, Definition, 10
 — — of the breast, female, (76,) 11
 — — — larynx, (38,) 11
 — — — scrotum, (62,) 11
 — — — uterus, (66,) 11
Cancer, Hard, see Scirrhus, 10
 Cancer, Local, Note, 11
 — Medullary, Definition, 10
 — — of the breast, female, (75,) 11
 — — — uterus, (66,) 11
 — Melanotic, Definition, 10
 — Osteoid, Definition, 10
Cancer, Soft, see Medullary, 10
 Cancer, Villous, Note, 10
Cancroid, see Epithelial cancer, 10
 Cancrum oris, (87,) 42
 Canities, 86
 Cannabis Indica, Poison, 92
 Cantharides, Poison, 94
 CANTHARIS, Venenum, 94
 Capsule of Glisson, Thickening of the, 54
 — of the lens, Extraction of the, Operation, 110
 — — — — Laceration of the, Operation, 110
 CAPUT AORTÆ DESCENDENTIS COARCTATUM VEL OBLITERATUM, Deformitas ingenua, (123,) 34
 CAPUT AUT NULLUM AUT RUDE, Deformitas ingenua, 122
 CAPUT OBSTIPUM, 81
 Carbonate of lime calculus, 59
 Carbonic acid, Poison, 94
 Carbonic oxide, Poison, 94
 CARBONIS VAPOR, Venenum, 94
 Carbuncle, (82,) 87
 CARBUNCULUS, (82,) 87
 CARCINOMA, (17,) 9-11
 — ANI, (53,) 11
 — ARTICULORUM, (79,) 11
 — AURICULÆ, (28,) 11
 — AURIS INTERIORIS, (29,) 11
 — CAPSULARUM SUPRARENALIUM, (37,) 11
 — CEREBRI, (19,) 11
 — COLIS, (62,) 11

CAR
 CARCINOMA CORDIS, (32,) 11
 — CUTIS, (87,) 11
 — CUTIS NASI, (29,) 11
 — DUCTUUM JECINORIS, (55,) 11
 — FAUCIUM ET PALATI, (48,) 11
 — GINGIVARUM, (44,) 11
 — GLANDULÆ PROSTATÆ, (60,) 11
 — — THYMI, (37,) 11
 — — THYROIDIS, (36,) 11
 — GLANDULARUM, (36,) 11
 — — BRONCHIALIUM, (36, 41,) 11
 — — MESENTERII, (56,) 11
 — — SALIVOSARUM, (49,) 11
 — INTESTINORUM, (52,) 11
 — JECINORIS, (54,) 11
 — LABRORUM, (42,) 11
 — LIENIS, (55,) 11
 — LINGUÆ, (47,) 11
 — MAMMÆ FEMINEÆ, (75,) 11
 — MAMMILLÆ VIRILIS, (77,) 11
 — MAXILLARUM, (43,) 11
 — MEDIASTINI, (41,) 11
 — MEDULLÆ IN SPINA, (20,) 11
 — MEMBRANÆ CELLULOSÆ, (82,) 11
 — MUSCULORUM, (80,) 11
 — NASI, (29,) 11
 — NERVORUM, (20,) 11
 — OCULI, (26,) 11
 — ŒSOPHAGI, (49,) 11
 — ORGANORUM ABSORBENTIUM, (36,) 11
 — ORIS, (42,) 11
 — OSSIUM, (78,) 11
 — OVARIUM, (64,) 11
 — PALPEBRARUM, (27,) 11
 — PANCREATIS, (55,) 11
 — PARTIUM INTRA ORBITAS SITARUM, (27,) 11
 — — SINGULARUM, 11
 — PERICARDII, (30,) 11
 — PERITONÆI, (56,) 11
 — PHARYNGIS, (48,) 11
 — PLEURÆ, (41,) 11
 — PRÆPUTII, (62,) 11
 — PULMONIS, (40,) 11
 — RECTI INTESTINI, (53,) 11
 — RENUM, (58,) 11

CAR
 CARCINOMA SCROTI, (62,) 11
 — SPINÆ, (80,) 11
 — TENDINUM, (81,) 11
 — TESTICULI, (63,) 11
 — TONSILLARUM, (47,) 11
 — TRACHEÆ ET BRONCHIORUM, (39,) 11
 — TUBI FALLOPIANI, (65,) 11
 — UTERI, (66,) 11
 — VAGINÆ, (67,) 11
 — VENTRICULI, (50,) 11
 — VESICÆ, (59,) 11
 — VESICULÆ FELLIS, (55,) 11
 — VULVÆ, (67,) 11
Carcinoma alveolare, vide MORBUS COL-
 LODES, 11
Carcinoma caminos purgantium, vide CARCI-
 NOMA EPITHELIOSUM SCROTI, (62,) 11
Carcinoma durum, vide SCIRRHUS, 10
 CARCINOMA ENCEPHALOIDES DURUM, 10
 — EPITHELIOSUM, 10
 — — LARYNGIS, (38,) 11
 — — MAMMÆ FEMINEÆ, (76,) 11
 — — SCROTI, (62,) 11
 — — UTERI, (66,) 11
 — MEDULLOSUM, 10
 — — MAMMÆ FEMINEÆ, (75,) 11
 — — UTERI, (66,) 11
Carcinoma molle, vide C. MEDULLOSUM, 10
 — NIGRUM, 10
 — OSTOIDES, 10
 — VILLOSUM, 10
 Cardiac valves imperfect, Malform., (123,) 31
 Cardialgia from pregnancy, 69
 Caries of the alveoli, 44
 — of bone, 77
 — — of the dental tissue, 43
 Caries and necrosis of the spine, 79
 CARIES ET NECROSIS OSSIUM, 77
 — — SPINÆ, 79
 CARO RANCIDA ET MORBIDA, Venenum, 94
 CARO VENENATA, Venenum, 94
 Carpus, Dislocation of, 105
 — Fracture of, 105
 Cartilage, Displacement of articular, 79

EXPLANATIONS.—The names for common use are printed in Antique type, Latin names proper in ROMAN SMALL CAPITALS, and Synonyms, which are not to be employed in the registration of diseases, in *Italics*. The figures refer to the page where the disease is to be met with; the figures without parentheses indicating where the disease should be registered; and the figures within parentheses where the disease is entered for the sake of classification only, and not for registration.

CAR

- Cartilage, Loose, 79
 — — Removal of, Operation, 113
 — — Ulceration of, 78
 Cartilages and ligaments of the spine, Ulceration of the, 79
 Cartilaginous tumour, (12)
 — — of the antrum, 43
 — — of bone, 78
 — — of the female breast, 76
 — — — gums, 44
 — — — jaws, 43
 CARTILAGO ARTICULARIS LOCO MOTA, 79
 — LIBERA, 79
 CASEUS VENENATUS, 94
 Casts of the bronchial tubes, 39
 Catalepsy, 21
 CATALEPSIS, 21
 Cataract, 25
 — Congenital, 25
 — Fluid, 25
 — Hard, 25
 — Soft, 25
 — Traumatic, 25
 — Operations for, 109-110
 Catarrh, (16)
Catarrh of the bladder, see *Cystitis*, 58
 Catarrh, Bronchial, 38
 — Laryngeal, 37
Catarrh, Nasal, see *Coryza*, 37
 Catarrh of the Uterus, 65
 — — Vagina, 66
 — — — during pregnancy, (70,) 65
 Catarrhal ophthalmia, 23
 CATARRHUS, (16)
 — BRONCHIORUM, 38
 — EPIDEMICUS, 6
 — LARYNGIS, 37
Catarrhus Narium, vide *GRAVEDO*, 37
 CATARRHUS UTERI, 65
 — VAGINÆ, 66
 — — IN GRAVIDIS, (70,) 65
Catarrhus vesicæ, vide *CYSTITIS*, 58
 Caustic alkalies, Poisons, 91
 CAVA CORDIS, NUMERO DEFICIENTIA, Deformitas ingenita, (123,) 32
 Cavities of the heart deficient in number, Malformation, (123,) 32
 — — — one auricle and one ventricle, (123,) 32
 — — — two auricles and one ventricle, (123,) 32
 Cellular tissue, Abscess of, 82

CER

- Cellular tissue, Cancer of, (82,) 11
 — — Diseases of, 82
 — — Emphysema of, 82
 — — Foreign substances in, (82,) 108
 — — Hæmorrhage of, 82
 — — Inflammation of, 82
 — — Inflammatory induration of, in the newly born, 82
 — — Non-malignant tumour of, 82
 — — Parasitic disease of, 82
 — — Slough of, 82
 Cellulitis, Pelvic, 65
 — — consequent on parturition, (74,) 65
 Cementum, Abnormal development of, 46
 Cephalhæmatoma, from contusion of the head, 97
 Cephalhæmatoma, Malformation, 126
 Cephalic paracentesis, Operation, 116
 Cerebral arteries, Aneurism of, 19
Cerebral arteries, Atheroma of, see *Fatty degeneration of*, 19
 Cerebral arteries, Calcareous degeneration of, 19
 — — Diseases of, 19
 — — Embolism of, 19
 — — Fatty and calcareous degeneration of, 19
 — — Impaction of coagula in, 19
Cerebral arteries, Ossification of, see *Calcareous degeneration*, 19
 Cerebral arteries, Thrombosis of, 19
Cerebral Hæmorrhage, see *Sanguineous apoplexy*, 18
 Cerebral nerves, Injuries of, 98
 Cerebri, Hernia, 97
 Cerebro-spinal fever, Definition, (18,) 4
Cerebro-spinal Meningitis, Epidemic, see *Cerebro-spinal fever*, (18,) 4
 CEBEBRUM FLUIDUM ALBENS, 19
 — — FLAVENS, 18
 — — RUBENS, 18
 CEREBRUM RUDE VEL MINUS ABSOLUTUM, Deformitas ingenita, (122,) 19
 Cervix femoris, Fracture of, 106
 Cervix uteri, Elongation of, 66
 — — Cancer of, as an obstacle to parturition, 71
 — — Hæmorrhage from Thrombus of, during parturition, 73
 — — Sloughing of, consequent on parturition, 74

- CER
- CERVIX RIGIDA, 8
 CERVIX UTERI PRODUCTA, (66)
 Chancre, Hard, 8
 — Soft, 9
 Chapped nipple, 75
 Cheek, Abscess of, 42
 — Cyst of, 42
 Cheese, Poisonous, 94
 Cheloid, (12,) 88
 Chemical injuries of the eyelids and eye, 99
Chemosis, see Œdema of the subconjunctival tissue, 23
 Chest, Contusion of, 101
 — Injuries of, 101
 — — of the vessels of the, 101
 — perforating wound of, 101
 — wound of the parieties of the, 101
 Chicken pox, 3
 Chigoe, Parasite, (120,) 82, 89
 Chilblain, 87
Child crowing, see *Laryngismus Stridulus*, 21
Chimneysweeper's Cancer, see *Epithelial cancer of the scrotum*, (62,) 11
 Chionyphe Carteri, Parasite, (120,) 89
 Chlorine, Poison, 94
 Chloroform vapour, Poison, (94,) 92
 CHLOROFORMI VAPOR, Venenum, (94,) 92
 Chlorosis, (68,) 15
 CHLORUM, Venenum, 94
Cholera, Asiatic, see *Malignant*, 5
Cholera, Malignant, Definition, (52,) 5
Cholera, Serous, see *Malignant*, 5
Cholera, Simple, (52,) 5
Cholera, Spasmodic, see *Malignant*, 5
Cholera Asiatica, vide C. PESTIFERA, 5
 CHOLERA PESTIFERA, (52,) 5
Cholera serosa, vide C. PESTIFERA, 5
 CHOLERA SIMPLEX, (52,) 5
Cholera spastica, vide C. PESTIFERA, 5
Choleraic diarrhœa, (52,) 5
 Cholesteotoma, (12)
 Chorea, 21
 — during pregnancy, 68
 Choroid, Diseases of, 25
- CIC
- Choroidal apoplexy, 25
 Choroiditis, 25
 Chromium, Poison, 91
 Chronic abscess of bone, 77
Chronic albuminuria, see *Chronic Bright's disease*, 57
 Chronic Bright's disease, 57
 — bronchitis, 39
 — chorea, 21
 — cystitis, 58
 — dementia, 22
Chronic desquamative nephritis, see *Chronic Bright's disease*, 57
 Chronic enlargement of glands, 35
 — — of the prostate gland, 60
 — gout, Definition, 8
 — hydrocephalus, 18
 — inflammation of the female breast, 75
 — — — thyroid gland, 36
 — interstitial keratitis, 24
 — laryngitis, 38
 — lupus, 13
 — mammary tumour, 76
 — mania, 22
 — ophthalmia, 23
 — orchitis, 63
 — osteo-arthritis, Definition, (79,) 8
 — — — of spine, 80
 — peritonitis, 56
 — pleurisy, 41
 — pneumonic phthisis, 40
Chronic rheumatic arthritis, see *Chronic osteo-arthritis*, (79,) 8
 Chronic rheumatism, Definition, 8
 — synovitis, 78
 — thickening of the dental periosteum, 44
 — ulcer of the stomach, 50
 Cicatrices, 88
 — Operations for, (For their subdivision, see 'Operations for Cicatrices,') 115
 Cicatrix, or band of the vagina, 67
 — — — as an obstacle to parturition, 71
 CICATRIX VEL HABENULA VAGINÆ, 67
 CICUTA VIROSA, Venenum, 93

EXPLANATIONS.—The names for common use are printed in **Antique type**, Latin names proper in **ROMAN SMALL CAPITALS**, and Synonyms, which are not to be employed in the registration of diseases, in *Italics*. The figures refer to the page where the disease is to be met with; the figures without parentheses indicating where the disease should be registered; and the figures within parentheses where the disease is entered for the sake of classification only, and not for registration.

CIM

- Cimex, Irritation caused by, 89
 Circulatory System, Diseases of, 30
 — — Disorders of, from pregnancy, 69
 Cirrhosis of the liver, 54
 — — lung, 40
 CIRRHOSIS JECINORIS, 54
 — PULMONIS, 40
 CIRSOCELE, 63
 Cirroid aneurism, 34
 Clavicle, Dislocation of, 104
 — Fracture of, 105
 CLAVUS, 87
 Cleft palate, Malformation, (124,) 48
 Club-foot, 81
 Club-hand, 81
 COAGULA CORDIS FIBRINOSA, 31
 — IMPACTA IN ARTERIAS CEREBRI, 19
 — VENARUM FIBRINOSA, 34
 Coal gas, Poison, 94
 COARCTATIO LARYNGIS, 38
 — TRACHEÆ ET BRONCHIORUM, 39
 — TENDINUM, FASCIARUM, MUSCULORUM, 81
 Coccus Indicus, Poison, 93
 Cœlmintha, Parasites, 118
 Colchicum, Poison, 91
 Cold, exposure to, 96
 COLES PUSILLUS, CLITORIDI SIMILIOR, De-
 formitas ingenita, (124,) 62
 Colic, 52
 — during pregnancy, 69
 — Lead, (52,) 90
Colic, Painter's, see Lead colic, (52,) 90
 Collapse of lung, 40
 COLLAPSIUS PULMONIS, 40
 Colloid, Definition, (17,) 11
Colloid Cancer, see Colloid, 11
 Colloid, local, 11
 — of the female breast, (76,) 11
 — — intestines, (52,) 11
 — — liver, (54,) 11
 — — muscles, (81,) 11
 — — pancreas, (55,) 11
 — — peritoneum, (56,) 11
 — — spleen, (56,) 11
 — — stomach, (50,) 11
 Colloid or gelatinous cyst, (13)
 Coloboma, Malformation, (124,) 24
 COLOTOMIA, Opus chirurgicum, 114
 Colotomy, Operation, 114
 — Inguinal, 114
 — Lumbar, 114

CON

- Colour blindness*, see Faulty perception of
 colours, 26
 COLUM, 52
 — EX PLUMBO, (52,) 90
 Colours, Faulty perception of, 26
 Commencement of the descending aorta
 contracted or obliterated, Malformation,
 (123,) 34
 Complete cretinism, 14
 Complex cystic tumour, (13)
 — — — of the female breast, 76
 — — — of the ovary, 64
 Compound cysts, (13)
 Compound fracture of the vault of the
 skull with depression, 97
 — — — — — without depression, 97
 COMPRESSIO ARTERIÆ, Opus chirurg., 110
 CONCRETA IN INTESTINIS, 52
 Concretion, (17)
 Concretions in the absorbent system, (35,)
 108
 — Intestinal, (52,) 103
 CONCUSSIO CEREBRI, 97
 Concussion of the brain, 97
 Condyloma, (12,) 88
 — of the anus, 53
 — — skin, (12,) 88
 — from gonorrhœa, 61
 — — — in the female, (67,) 61
 — — — in the male, (62,) 61
 — — — of the penis, (62,) 61
 — — — of the vulva, (67,) 61
 CONDYLOMA ANI, 53
 — COLIS, (62,) 61
 — CUTIS, 88
 — GONORRHOÏCUM, 61
 — — FÆMINARUM, (67,) 61
 — — MARIUM, (62,) 61
 — VULVÆ GONORRHOÏCUM, (67,) 61
 Confluent Small-pox, Definition, 3
 Congenital cataract, (126,) 25
 — displacements and unusual positions of
 parts of the fœtus, 126
 — hydrocele of the tunica vaginalis, 63
 — inguinal hernia, (126,) 51
 CONGENITAL MALFORMATIONS, 122
 — syphilis, (126,) 9
 — umbilical hernia, (126,) 51
Congestio jecinoris, vide AMPLIFICATIO J., 54
 CONGESTIO LIENIS, 55
 — PASSIVA, (16)
 — — PULMONIS, 40
 Congestion of the liver, 54

CON

Congestion of the spleen, 55
 — Passive, (16)
 — — of the lung, 40
 Cogestive apoplexy, 18
 Conical cornea, 24
 Conium, Poison, 92
 Conjunctiva, Diseases of, 23
 — Fatty tumour of, 23
 — Foreign bodies in, 99
 — Metallic stains of, 23
 — — — from lead, (90,) 23
 — — — from nitrate of silver, (91,) 23
 — Parasitic disease of, 23
 — Wound of, 99
 Conjunctival ophthalmia, 23
 Conjunctivitis, 23
 CONSEQUENTIA EX IRITIDE, 24
 Constipation, 52
 — during pregnancy, 69
 CONSTRICTIO TEMPORARIA ARTERIARUM,
 Opus chirurgicum, 110
 Constriction, temporary, of arteries, Oper-
 ation, 110
 Continued fever, Simple, Definition, 4
 Continuity of nerves with nerve centres,
 incomplete, Malformation, 122
 Contracted granular kidney, see Granular
 kidney, 57
 Contracted palmar fascia, 81
 CONTRACTIO, (17)
 Contraction, (17)
 — of the larynx, 38
 — of tendons, fasciæ, or muscles, 81
 — of the trachea and bronchi, 39
 Contusion of the abdomen, 102
 — — — with rupture of muscles, 102
 — — — — of viscera, 102
 — of arteries, (34,) 98-106
 — of the back, 102
 — — chest, 101
 — — eye, 98
 — — — with dislocation of the lens, 99
 — — — — hæmorrhage into the globe, 99
 — — — — rupture of the sclerotic, 98
 — — face, 98

COR

Contusion of the head, 97
 — — neck, 100
 — — lower extremity, 106
 — — pelvis, 103
 — — upper extremity, 104
 CONTUSUS OCULUS CUM HÆMORRHAGIA
 INTERIORE, 99
 — — LENTE ELISA, 99
 — — RUPTA SCLEROTICA, 98
 CONTUSUM A TERGO, 102
 — IN ARTERIIS, (34,) 98-106
 — — CAPITE, 97
 — — FACIE, 98
 — — MEMBRIS INFERIORIBUS, 106
 — — MEMBRIS SUPERIORIBUS, 104
 — — OCULO, 98
 — — PARTIBUS MOLLIORIBUS CERVICIS, 100
 — — PELVI, 103
 — — THORACE, 101
 — — VENTRE, 102
 — — — RUPTIS MUSCULIS, 102
 — — — RUPTIS VISCERIBUS, 102
Conversio in Calcem, vide DEGENERATIO
 CALCAREA, (17)
 CONVERSIO IN CALCEM MUSCULORUM, 80
 Convulsions, 21
 — from pregnancy, 69
 — during parturition, 73
 — Infantile, 21
 — Puerperal, 74
 Copper, Poison, 90
 Cord, Spermatic, Diseases of, 62
 — — Hydrocele of, 62
 — — — Diffused, 63
 — — — Encysted, 63
 — — Neuralgia of, 63
 — — Non-malignant tumour of, 63
 Cord, Spinal, Diseases of, (For their sub-
 division, see Spinal Cord,) 19
 Cord, Spinal, Injury of, 102
 Corn, 87
 Cornea, Conical, 24
 Cornea, Diseases of, 24
 — Foreign bodies in, 99

EXPLANATIONS.—The names for common use are printed in *Antique type*, Latin names proper in *ROMAN SMALL CAPITALS*, and Synonyms, which are not to be employed in the registration of diseases, in *Italics*. The figures refer to the page where the disease is to be met with; the figures without parentheses indicating where the disease should be registered; and the figures within parentheses where the disease is entered for the sake of classification only, and not for registration.

COR

- Cornea, Opacity of, 24
 — Ulcer of, 24
 — Wound of, 99
 CORNEA CACUMINATA, 24
 — OPACA, 24
 Cornua, 88
 Coronary arteries, Disease of, 32
 CORPORA ADVENTITIA, 98–106
 — — ET CONCRETA IN ORGANIS ABSORBENTIBUS, (35,) 108
 — — ET CONCRETA IN INTESTINIS, (52,) 103
 — — IN AURE SITA, 98
 — — — ANTRO, (43,) 98
 — — — BRONCHIIS, (39,) 100
 — — — CORNEAM VEL CONJUNCTIVAM RECEPTA, (99)
 — — — FORAMINE AURIS, (28) 98
 — — INHERENTIA IN MEMBRIS INFERIORIBUS, 106
 — — INHERENTIA IN MEMBRIS SUPERIORIBUS, 104
 — — IN ITINERE URINÆ VIRILE, (104,) 61
 — — — LARYNGE, (38,) 100
 — — — MEMBRANA CELLULOSA, (82,) 108
 — — — NARIBUS, (30,) 98
 — — — GESOPHAGO. (49,) 100
 — — — ORGANIS ABSORBENTIBUS, (35,) 108
 — — — PARTIBUS MOLLIORIBUS FACIEI, 98
 — — — PERITONÆO SITA, 103
 — — — PHARYNGE, (48,) 100
 — — — PULMONE, (40,) 100
 — — — RECTO INTESTINO ET ANO, (53,) 104
 — — — SPIRITUS ITINERIBUS, (38–40,) 100
 — — INTRA OCULUM RECEPTA, 99
 — — IN VAGINA, 104
 — — — VENTRICULO, (50,) 103
 — — — VESICA, (104,) 59
 CORPORA LIBERA IN TUNICA VAGINALI, 63
 CORPUS ADVENTITIUM, (17)
Corpus liberum, vide CARTILAGO LIBERA, 79
 Corymbose Small-pox, Definition, 3
 Coryza, 37
 Cough during pregnancy, 69
 Cow-pox, (95,) 3
 Crab-louse, Irritation caused by, 89
 Cranium defective, 122
 CRASSITUDO AUCTA VELAMENTI JEJUNORIS, 54
 Cretinism, Definition, 14
 — Complete, Definition, 14
 — Incomplete, Definition, 15
 CRETISMUS, 14

CYS

- Croton oil, Poison, 91
 Croup, 37
Croup, Spasmodic, see Laryngismus stridulus, (38,) 21
Crus Barbadicum, vide ELEPHANTIASIS ARABUM, 87
 Crushing, Asphyxia from, 96
Cryptococcus cerevisiæ, see *Torula cerevisiæ*, Parasite, (120,) 50, 59
 CUPRUM, Venenum, 90
Curable cretinism, see Incomplete cretinism, 15
Curara, see Wourali, Poison, (95,) 92
 CURVATURA SPINÆ EX TRANSVERSO, 80
 — — IN FRONTEM, 80
 — — RACHITICA, (80,) 14
 Curvature of spine, Anterior, 80
 — — Lateral, 80
 — Rickety, (14,) 80
 Cutaneous affections of the auricle, (28)
 — or piliferous cyst, (13)
 — — of the ovary, 64
 — System, Diseases of, 83
Cutis ærea, vide MORBUS ADDISONI, 37
 Cut-throat, 100
 Cyanogen, Poison, 94
 CYANOGENIUM, Venenum, 94
 Cyanide of potassium, Poison, 92
 Cyanosis, 32
 Cyclops, Malformation, 125
Cynanche tonsillaris, see Quinsy, 47
Cynanche maligna, see Sloughing sore throat, 47
 Cyst, (13, 17)
 — of the antrum, 43
 — of the alveoli, Dentigerous, 44
 — Aneurismal, (13)
 — of bone, 78
 — of the breast, female, 76
Cyst, Bursal, see Synovial C., (13)
 Cyst of the broad ligament, 65
 — — cheek, 42
 — Colloid or gelatinous, (13)
 — Cutaneous or piliferous, (13)
 — — — of the ovary, 64
 — Dentigerous, (13)
 — — of the ovary, 64
Cyst, Dermoid, see Cutaneous, or piliferous, (13)
 — — of the ovary, see Cutaneous or piliferous cyst of, 64
 Cyst of the eyelids, 27

CYS

- Cyst of the Fallopian tube, 65
 — of the female breast, 76
 — Hæmorrhagic, (13)
 — of the kidney, simple, 58
 — — — Urinary, from injury, 58
 — of the jaws, 43
 — — larynx, 38
 — — lips, 42
 — — liver, 54
 — — male mamilla, 77
 — Mucous, (13)
 — of muscle, 81
 — of the nose, Sebaceous, 29
 — Oily, (13)
 — of the ovary, containing tegumentary structures, 64
 — — — Cutaneous or piliferous, 64
 — — — Dentigerous, 64
 — Piliferous, or cutaneous, (13)
 — of the prostate gland, 60
 — Sanguineous, (13)
 — Seminal, (13)
 — Serous, (13)
 — Suppurating, (13)
 — Synovial, (13)
 — of the thyroid gland, 36
 — of the vulva, mucous, 67
 CYSTES COMPOSITÆ SIVE FŒCUNDÆ, (13)
 — NON MALIGNÆ, (11)
 — SIMPLICES SIVE INFŒCUNDÆ, (13)
 Cystic disease of the testicle, 63
 — tumour, Complex, (13)
 — — — of the female breast, 76
 — — — — ovary, 64
 — — — — with intracystic growths, (13)
 — — — — — of the ovary, 64
 Cysticercus, (119,) 19, 24, 27, 32, 40, 54, 76. (For the species of, see *Cysticercus*, p. 119)
 CYSTIS, (13, 17)
 CYSTIS ANEURYSMICA, (13)
 — BUCCARUM, (42)
Cystis byrsalis, vide C. SYNOVIALIS, (13)
 CYSTIS CUTIGERA SIVE PILOSA, (13)

CYS

- CYSTIS CUTIGERA SIVE PILOSA OVARIÏ, 64
 — COLLODES SIVE GLUTINOSA, (13)
 — DENTIGERA, (13)
Cystis dermatodes, vide C. CUTIGERA SIVE PILOSA, (13)
 CYSTIS GLANDULÆ THYROIDIS, (36)
 — — PROSTATÆ, 60
 — HÆMORRHAGICA, (13)
 — JECINORIS, 54
 — LABRORUM, 42
 — LARYNGIS, 38
 — LIGAMENTI LATI, 65
 — MAMMÆ FŒMINÆ, 76
 — MAMMILLÆ VIRILIS, 77
 — MAXILLARUM, 43
 — MUCOSA,* (13)
 — — VULVÆ, 67
 — MUSCULORUM, 81
 — OLEOSA, (13)
 — OSSIUM, 78
 — OVARIÏ TEGUMENTORUM AD SIMILITUDINEM, 64
 — PALPEBRARUM, 27
 — RENUM SIMPLEX, 58
 — — URINALIS (EX INJURIA,) 58
 — SANGUINEA, (13)
 — SEBACEA NASI, 29
 — SEMINALIS, (13)
 — SEROSA, (13)
 — SUPPURANS, (13)
 — SYNOVIALIS, (13)
 — TUBI FALLOPIANI, 65
 Cystitis, 58
 Cystocele, 67
 Cysts, Compound or proliferous, (13)
 — Non-malignant, (11)
 — Simple, or barren, (13)
Cystosarcoma, see Complex cystic tumour, (13)
 — of the female breast, see Complex cystic tumour of, 76
 — — ovary, see Complex cystic tumour of, 64

EXPLANATIONS.—The names for common use are printed in *Antique type*, Latin names proper in *ROMAN SMALL CAPITALS*, and Synonyms, which are not to be employed in the registration of diseases, in *Italics*. The figures refer to the page where the disease is to be met with; the figures without parentheses indicating where the disease should be registered; and the figures within parentheses where the disease is entered for the sake of classification only, and not for registration.

DAC

- Dacryolith, 26
 — DACRYOLITHI, 26
Dance, St. Vitus', see Chorea, 21
Dandriff, see Pityriasis, 84
 Darnel, Poison, 93
 Death, sudden, after delivery, (For subdivision, see "Delivery, sudden death after,") 75
 Deadly nightshade, Poison, 92
 Deaf-dumbness, (126,) 29
 Deafness, 29
 — from disease, 29
 — Functional or nervous, 29
 DECOLORATA PLUMBO CONJUNCTIVA, (90,) 23
 Debility, Definition, 90
 Decayed meat, Poison, 94
 DEFECTIO ANIMÆ, 32
 — — IN GRAVIDIS, 69
 — AURIS EXTERIORIS. AURICULA ADHÆRENS, Deformitas ingenita, (122,) 28
 — CEREBRI, Deformitas ingenita, (122,) 19
 — CORDIS, Deformitas ingenita, (122,) 32
 — GENITALIUM MULIEBRIUM EXTERIORUM, Deformitas ingenita, (124,) 67
 — GENITALIUM VIRILIUM EXTERIORUM, Deformitas ingenita, (124,) 62, 63
 — MEMBRI INFERIORIS ALTERUTRIUS, Deformitas ingenita, 122
 — MEMBRORUM INFERIORUM, Deformitas ingenita, 122
 — NASI, Deformitas ingenita, (122,) 30
 — OCULORUM, Deformitas ingenita, (122,) 26
 — OVARIORUM, Deformitas ingenita, (124,) 64
 — PARTIUM EXTREMARUM SUPERIORUM ET INFERIORUM, Deformitas ingenita, 122
 — PERICARDII, Deformitas ingenita, (122,) 30
 — PULMONUM, Deformitas ingenita, (123,) 40
 — RENUM, Deformitas ingenita, (124,) 58
 — TESTICULORUM, Deformitas ingenita, (124,) 63
 — UTERI, Deformitas ingenita, (124,) 66
 — VAGINÆ, Deformitas ingenita, (124,) 67
 — VESICULÆ FELLIS, Deformitas ingenita, (123,) 55
 DEFECTIONES VARLE VISUS, 26
 Defective growth of lower jaw, 46

DEF

- Defects of sight, various, 26
 Deficiency of milk, (75)
Deficient Menstruation, see Scanty M., 68
Defluxio ciliorum, vide MADAROSIS, 27
 DEFORMITAS ANGULARIS SPINÆ, 80
 — ARTICULORUM EX ANKYLOSI, 78
 Deformitas ingenita, (17,)
 DEFORMITATES INGENITÆ, 122
 DEFORMITATES INGENITÆ ANI, (123,) 53
 — — ARTERIARUM, (123,) 34
 — — AURICULÆ, (122,) 28
 — — AURIS INTERIORIS, (122,) 29
 — — CEREBRI, (122, 126,) 19
 — — COLIS, (124,) 62
 — — CONCOCTIONIS APPARATUS, (123,) 45, 49, 52, 53
 — — CORDIS, (123, 125, 126,) 31, 32
 — — CORPORIS UNIVERSI, 122
 — — DUCTUUM JECINORIS ET VESICULÆ FELLIS, (123, 124,) 55
 — — EX COËUNTIBUS AB UTROQUE LATERE DIMIDIIS PARTIBUS, &c., 125
 — — — COHERENTIBUS INTER SE BINIS FËTIBUS, 126
 — — — LATIUS PATENTE COMMISSURA DIMIDIARUM A LATERIBUS PARTIUM, &c., 125
 — — — PARUM COËUNTIBUS AB UTROQUE LATERE PARTIBUS DIMIDIIS, &c., 124
 — — — — — MEDIARUM REGIONUM A PRIORI PARTE, 124
 — — — — — A TERGO, 125
 — — — REPETITIS IN DUPLUM PARTIBUS SINGULORUM FËTUUM, 125
 — — — RUDI EVOLUTIONE PARTIUM, 122
 — — FAUCIUM ET PALATI, (124,) 48
 — — FORAMINIS AURIS, (122,) 28
 — — GENITALIUM MULIEBRIUM, (124, 125,) 64, 66, 67
 — — — VIRILIUM, (124, 126,) 62, 63
 — — INTESTINORUM, (123, 126,) 51, 52
 — — IRIDIS, (124,) 24
 — — ITINERIS URINÆ VIRILIS, (125, 126,) 61
 — — JECINORIS, (123,) 54
 — — LABRORUM, (124,) 42
 — — LARYNGIS, (123,) 38
 — — LENTIS CAPSULÆQUE, (126,) 25
 — — MEDULLÆ IN SPINA, (122, 125,) 20
 — — NASI, (122-124,) 30
 — — NEVORUM APPARATUS, (122, 125, 126,) 19, 20
 — — OCULI, (122, 125, 126,) 24, 27

- | DEF | DEN |
|--|--|
| DEFORMITATES INGENITÆ GÆSOPHAGI, (123,) 49 | DEGENERATIO TUBERCULOSA CAPSULARUM SUPRARENALIUM, (37,) 14 |
| — — OSSIUM (122, 125,) 78 | Degeneration, (17) |
| — — OVARII, (124,) 64 | — of cartilage, and of the articular surfaces of bones, 79 |
| — — PALPEBRARUM, (122,) 27 | — Fatty and calcareous, (17) |
| — — PERICARDII, (123,) 30 | Degeneration, Fatty and calcareous, of arteries, 32 |
| — — PULMONIS, (123, 126,) 40 | — — — of the cerebral arteries, 19 |
| — — RENUM, (124, 125,) 58 | — — — — valves of the heart, 31 |
| — — RESPIRANDI APPARATUS, (123, 126,) 38-40 | — Fatty, of the heart, 32 |
| — — SANGUINIS APPARATUS, (123, 125, 126,) 30-32, 34 | — of muscles, 80 |
| — — SCROTI, (125,) 62 | — Fibroid, (17) |
| — — SENSUUM SINGULARIUM APPARATUS, (122,) 24-30 | — of the heart, 32 |
| — — SPINÆ, (125,) 80 | — Pulpy, of the synovial membrane, 78 |
| — — TESTICULI, (124, 126,) 63 | — Tubercular, of the suprarenal capsules, (37,) 9 |
| — — TRACHEÆ ET BRONCHIORUM, (123,) 39 | DELIRIUM ALCOHOLICUM, (22,) 92 |
| — — URINÆ APPARATUS, (124, 126,) 58, 59, 61 | Delirium tremens, (22,) 92 |
| — — UTERI, (124, 125,) 66 | Delivery, sudden death after, 75 |
| — — VAGINÆ, (124, 125,) 67 | — — — from embolism, 75 |
| — — VALVARUM CORDIS, (123, 125,) 31 | — — — — entrance of air into the veins from separation of the placenta, 75 |
| — — VESICÆ, (125, 126,) 59 | — — — — impaction of coaguli in the heart and pulmonary artery, 75 |
| — — VULVÆ, (124,) 67 | — — — — shock or nervous exhaustion, 75 |
| Deformities, Reparative operations for, 116 | — — — — thrombosis, 75 |
| Deformity, Amputation for, Operation, 113 | — — — — embolism, 75 |
| — from ankylosis of joint, 78 | Demodex folliculorum, Parasite, (120,) 86 |
| — of spine, Angular, 80 | Dementia, Definition, 22 |
| — of spine, from malformation, 80 | — Acute, 22 |
| DEGENERATIO, (17) | — Chronic, 22 |
| — ADIPOSA ET CALCAREA, idem valent <i>Atheroma, Conversio in calcem</i> , (17) | Dengue, Definition, 4 |
| — ADIPOSA ET CALCAREA ARTERIARUM, 32 | DENGUIS, 4 |
| — — — ARTERIARUM CEREBRI, 19 | Dental periosteum, Calcification of, 44 |
| — — — VALVARUM CORDIS, 31 | — — Chronic thickening of, 44 |
| — ADIPOSA CORDIS, 32 | — — Diseases of, 44 |
| — — MUSCULORUM, 80 | — — and alveoli, Fracture of, 46 |
| — CALCAREA, (17) | — — Granulation or polypus of, 44 |
| — CARTILAGINIS ET SUMMORUM OSSIUM ARTICULARIUM, 79 | — — Hæmorrhage from, 46 |
| — FIBROSA, (17) | — — Inflammation of, 44 |
| — — CORDIS, (32) | — — Mechanical injuries of, 46 |
| — IN PULPAM MEMBRANÆ SYNOVIALIS, (78) | — — Mercurial inflammation of, (90,) 44 |
| | — — Phosphoric inflammation of, (91,) 45 |

EXPLANATIONS.—The names for common use are printed in *Antique type*, Latin names proper in *ROMAN SMALL CAPITALS*, and Synonyms, which are not to be employed in the registration of diseases, in *Italics*. The figures refer to the page where the disease is to be met with; the figures without parentheses indicating where the disease should be registered; and the figures within parentheses where the disease is entered for the sake of classification only, and not for registration.

DEN

- Dental periosteum, Polypus of, 44
 — — Rheumatic inflammation of, 44
 Dental pulp, Diseases of, 43
 — — Gangrene of, 43
 — — Inflammation of, 43
 — — Irritation of, 43
 — — Ulceration of, 43
 Dental tissue, Abnormal development of, 45
 — — Absorption of, 43
 — — Caries of, 43
 — — Diseases of, 43
 — — Exostosis of, 43
 — — Necrosis of, 43
 Dentigerous cyst, (13)
 — — of the ovary, 64
 Dentine, Abnormal development of the, 45
 DENTITIO, 43
 — INORDINATA, 45
 Dentition, Irregular, 45
 Deposit, Fibrinous, (16)
 — — of the kidney, 57
 — — — spleen, 55
 — Fibroid, of the liver, 54
 — Gouty, and other deposits of the auricle, 27
 — Scrofulous, within the eyeball, (26,) 14
 — Syphilitic, of the liver, (54,) 9
 — — of muscles, (80,) 9
 — — of the lung, (40,) 9
 Deposits, Various morbid, of the vitreous body, 25
 DEPOSITA EX PODAGRA ET ALIIS MORBIS IN AURICULA, 27
 — — SYPHILIDE IN JECINORE, (54,) 9
 — — — — MUSCULIS, (80, 9)
 — — — — PULMONE, (40, 9)
 — FIBROSA IN JECINORE, 54
 — FIBRINOSA, (16)
 — — IN LIENE, 55
 — — — RENIBUS, 57
 — MORBIDA VARIA IN CORPORE VITREO, 25
 Depressed nipple, 75
 DEPRESSIO LENTIS, Opus chirurgicum, 110
 Depression of the lens, Operation, 110
 DERMATAGRA, 84
 Dermoid cyst, see Cutaneous or piliferous c., (13)
 — — of the ovary, see Cutaneous c. of, 64
 DESCENSUS CALCULI PER URETERES, 58
 DETRACTIO CALCULORUM, Opus chir., 113
 — — EX VESICA, 114

DIL

- DETRACTIO CALCULORUM EX VESICA DILATATIO URINÆ ITINERIS FEMINE, 114
 — — FELLEORUM, 113
 — — SALIVOSORUM, 113
 — CARTILAGINUM LIBERARUM, 113
 — CORPORUM ADVENTITIORUM, 113
 — GLANDIUM PLUMBEARUM, 113
 — LENTIS, Opus chirurgicum, 110
 — RELIQUIARUM FÆTUS, 115
 — RERUM PENITUS CONDITARUM VEL INHERENTIUM, 113
 — TUMORUM, 113
 — — OCULO CIRCUMJACIENTIUM, 110
 Development, Abnormal, of the alveoli, 46
 — — — cementum, 46
 — — — dental tissue, 46
 — — — dentine, 46
 — — — enamel, 46
 DEVORANDI DIFFICULTAS, 49
 Diabetes, (58,) 15 *
Diabetes mellitus, see Diabetes, (58,) 15
 Diaphragm, Fissure of, Malformation, 124
 Diaphragmatic hernia, Malformation, (126,) 51
 Diarrhœa, 52
 — from pregnancy, 70
 — Choleraic, (52,) 5
 DIARRHŒA CHOLERICA, (52,) 5
 DIDUCTIO EPIPHYSIUM IN MEMBRIS INFERIORIBUS, 106
 — — IN MEMBRIS SUPERIORIBUS, 104
 Diffuse inflammation (of cellular tissue,) Definition, Notes, 6
 — periostitis, 77
 Diffused aneurism, Explanation, 33
Diffused exostosis, see Diffused osseous tumour of bone, (12,) 78
 Diffused osseous tumour of bone, (12,) 78
 — palmar ganglion, 82
 Digestive System, Diseases of, 42
 — — Disorders of, from pregnancy, 69
 Digitalin, Poison, 93
 DIGITALINUM, Venenum, 93
 Digitalis, Poison, 93
 DIGITI COHERENTES, Deform. inge'nita, 125
 Dilaceration of teeth, 46
 DILATATIO, (17)
 — ARTERIARUM, 33
 — CORDIS, 31
 — INTESTINORUM, 51
 — PHARYNGIS, 48

DIL

- DILATATIO PROMPTA STRICTURÆ, Opus
chirurgicum, 115
— SIMPLEX OSTIORUM CORDIS, 31
— TRACHEÆ ET BRONCHIORUM, 39
— VENTRICULI, 50
Dilatation, (17)
— of arteries, 33
— — bronchi, 39
— — heart, 31
— — left side of the heart, 31
— — right side of the heart, 31
— — valvular orifices of the heart, 31
— — intestines, 57
— — pharynx, 48
— — stomach, 50
— — trachea and bronchi, 39
Dimensions, Alteration of, (17)
Diphtheria, Definition, (37, 47,) 6
Diphtheritic paralysis, (21, 81,) 6
Direct inguinal herniæ, 51
DIRUPTA EX PARTE ARTERIA, 33
DIRUPTIO ARTERIÆ, 33
— — EX IPSIUS VITIO, 33
— — — MORBO EXTRANE0, 33
— CORDIS, 32
— CORDIS VEL PULMONIS CITRA VULNUS
AUT FRACTURAM, 101
— LIENIS, (56,) 102
— MUSCULORUM, (81,) 108
— TENDINUM, (81,) 108
— VENARUM, (35,) 98-106
— VEL LACERATIO PERINÆI IN PARTURIEN-
TIBUS, 73
— — — UTERI IN PARTURIENTIBUS, 73
— — — VAGINÆ IN PARTURIENTIBUS, 73
— — — VESICÆ IN PARTURIENTIBUS, 73
Discharge, Watery, from the uterus during
pregnancy, 70
Discrete Small-pox, see *Distinct Small-*
pox, 3
Disease, Addison's, 37
— Amputation for, Operation, 113
Disease, Amyloid, see *Lardaceous d.*, (17)
Disease, Bright's, Definition, 57

DIS

- Disease, Bright's, Acute, 57
— — Chronic, 57
— of the coronary arteries, 32
— — lachrymal gland, Operation for, 109
— Lardaceous, (for subdivision, see *Lar-*
daceous d.,) (17)
— of the mastoid cells, 28
— — mucous membrane of tympanum, 28
— — ossicles of the tympanum, 28
Disease, Organic, of the ear, 29
Disease, Waxy, see *Lardaceous d.*, (17)
Diseased meat, Poison, 94
DISEASES, GENERAL, A. 3
DISEASES, GENERAL, B. 7
DISEASES, LOCAL, 16
Diseases of the Absorbent System, 35
— — Alveoli, 44
— — Anus, 52
— — Antrum, 43
— — Arteries, 32
— — Auricle, 27
— — Bladder, 58
— — Blood Vessels, Note, 32
— — Bones, 77
— — Brain and its Membranes, 18
— — Breast, Female, 75
— — Broad Ligament, 65
— — Bronchi, 38
— — Bronchial Glands, (36,) 41
— — Cellular Tissue, 82
— — Cerebral Arteries, 19
— — Choroid, 25
— — Circulatory System, 30
— — Conjunctiva, 23
— — Coronary Arteries, 32
— — Cord, Spermatic, 62
— — — Spinal, 19
— — Cornea, 24
— — Cutaneous System, 83
— — Dental Periosteum, 44
— — Dental Pulp, 43
— — Dental Tissue, 43
— — Digestive System, 42
— — Ductless Glands, 36

EXPLANATIONS.—The names for common use are printed in Antique type, Latin names proper in ROMAN SMALL CAPITALS, and Synonyms, which are not to be employed in the registration of diseases, in *Italics*. The figures refer to the page where the disease is to be met with; the figures without parentheses indicating where the disease should be registered; and the figures within parentheses where the disease is entered for the sake of classification only, and not for registration.

- DIS
- Diseases of the Ear, 27
- Ear, Internal, Note, 29
 - Endocardium, 30
 - Eustachian Tube, 28
 - Eye, 23
 - Eyelids, 26
 - External Meatus, 28
 - Fallopian Tube, 65
 - Fauces, 47
 - Female Breast, 75
 - Female Organs of Generation, 64
 - Gall Bladder, 55
 - Generative System, 62
 - Generation, Female Organs of, 64
 - — Male Organs of, 62
 - Gums, 43, 44
 - Heart, 30
 - Heart, of the Muscular Structure, 31
 - — of the Valves, 30
 - Hepatic Ducts, 55
 - Hernial Sac, 52
 - Intestines, 50
 - Iris, 24
 - Jaws, 43
 - Joints, 78
 - Kidney, 57
 - Lachrymal Apparatus, 26
 - — Glands, 26
 - Larynx, 37
 - Lens and its Capsule, 25
 - Lips, 42
 - Liver, 54
 - Locomotion, of the Organs of, 77
 - of the Lung, 39
 - Male Mamilla, 77
 - Male Organs of Generation, 62
 - Male Urethra, 61
 - Mediastinum, 41
 - Membrana Tympani, 28
 - Mesenteric Glands, 56
 - Mouth, 42
 - Muscles, 80
 - Muscular System, 80
 - — — of Appendages, 82
 - Nerves, 20
 - Nervous System, 18
 - Nose, 29
 - Nostrils, 37
 - within the Orbits, 27
 - of the Oesophagus, 49
 - Organs of Locomotion, 77
- DIS
- Diseases of the Ovary, 64
- Palate, 47
 - Pancreas, 55
 - Penis, 62
 - Pericardium, 30
 - Peritoneum, 56
 - Pharynx, 48
 - Pleura, 40
 - Prostate Gland, 60
 - Rectum and Anus, 7
 - Respiratory System, 37
 - — — not strictly local, 37
 - Retina, 25
 - Salivary Glands, 49
 - Sclerotic, 24
 - Scrotum, 62
 - Spleen, 55
 - Spermatic Cord, 62
 - Spinal Cord and its Membranes, 19
 - Spine, 79
 - Stomach, 49
 - Suprarenal Capsules, 37
 - Skin, 83
 - — Parasitic, 88
 - Teeth, Gums, and Alveoli, 43
 - Tendons, 81
 - Testicle, 63
 - Thymus Gland, (41,) 37
 - Thyroid Gland, 36
 - Tongue, 46
 - Trachea and Bronchi, 38
 - Tunica Vaginalis, 63
 - Tympanum, 28
 - — Ossicles of the, 28
 - Tympani, Membrana, 28
 - Urethra, Male, 61
 - Urinary System, 57
 - Uterus, 65
 - Vagina, 66
 - Veins, 34
 - Vitreous Body, 25
 - Vulva, 67
- Diseases, Functional, (17)
- of Female Organs of Generation, 68
 - of the Nervous System, 21
 - Manifested at or after Birth, 126
 - Specific of the Dental Periosteum, Gums, or Alveoli, 44
- Dislocation of acromio-clavicular joint, 105
- — astragalus, 107
 - — clavicle, 105

DIS

- Dislocation of elbow, 105
 — — Fallopian tube, 65
 — — fibula, of the head, 107
 — — foot, 107
 — — globe of the eye, 99
 — — hip, 107
 — — hyoid bone, 100
 — — jaw, 98
 — — knee, 107
 — — lens, with contusion of the eye, 99
 — — lower extremity, Note, 107
 — — metatarsus and phalanges, 107
 — — os calcis, 107
 — — ovary, 64
 — — patella, 107
 — — phalangeal joints of the hand, 105
 — — shoulder, 105
 — — spine, Note, 102
 — — sternoclavicular joint, 105
 — — tarsal bones, 107
 — — teeth, 46
 — — thumb, 105
 — — upper extremity, Note, 105
 — — wrist and carpus, 105
 Dislocations, Reduction of, Operation, 111
 Disorders of the Circulatory System from pregnancy, 69
 — — Digestive System from pregnancy, 69
 — — Generative System from pregnancy, 69
 — — Intellect, 22
 — — Nervous System from pregnancy, 68
 — — Respiratory System from pregnancy, 69
 — — Urinary System from pregnancy, 70
 Disorganization, total, of the eye, from injury, (99,) 26
 Displacement of articular cartilage, 79
 Displacements and distortions of uterus, 66
 — of the uterus during pregnancy, 70
Dissecting Aneurism, see Partial rupture of artery, 33
 Distended rectum as an obstacle to parturition, 71

DUC

- Distention of the bladder, 59
 DISTENTIO VESICÆ, 59
 Distinct Small-pox, 3
 Distoma crassum, Parasite, (119,) 52
 — heterophyes, Parasite, (119,) 52
 — lanceolatum, Parasite, (119,) 55, 52
 — ophthalmobium, Parasite, (119,) 25
 Distortions of the Uterus, 66
 Diuresis, 58
 DOLOR FAUCIUM, 47
 DOLOR MAMMARUM, 71
 DOLORES ET SPASMI NOTHI IN GRAVIDIS, 70
 Double fœtus, Malformation, 126
 — harelip, (124,) 42
 — kidney, Malformation, (125,) 58
 — quartan ague, 5
 — tertian ague, 5
 — uterus, Malformation, (125,) 66
 — vagina, Malformation, (125,) 67
Dracunculus Medinensis, see *Filaria Medinensis*, Parasite, (118,) 82, 88
 Dropsy, (16)
Dropsy, Acute renal, see Acute Bright's disease, 57
 Dropsy of the Fallopian tube, 65
 — General, Definition, 15
 — of hernial sac, 52
 — of joints, 78
 — of the ovary, Encysted, 64
 — of the pericardium, 30
 Drowned persons, Resuscitation of, Operation, 117
 Drowning, Asphyxia from, 96
 Ductless Glands, Diseases of, 36
 Ductus arteriosus pervius, Malformation, (123,) 34
 Ductus arteriosus prematurely closed, Malformation, (123,) 34
 DUCTUS ARTERIOSUS A PARTU PERVIUS, Deformitas ingenua, (123,) 34
 — — PRÆMATURE CLAUSUS, Deformitas ingenua, (123,) 34
 — — JECINORIS IMPERVII, Deformitas ingenua, (124,) 55

EXPLANATIONS.—The names for common use are printed in *Antique type*, Latin names proper in *ROMAN SMALL CAPITALS*, and Synonyms, which are not to be employed in the registration of diseases, in *Italics*. The figures refer to the page where the disease is to be met with; the figures without brackets indicating where the disease should be registered; and the figures within brackets where the disease is entered for the sake of classification only, and not for registration.

DUC

- DUCTUS THORACIS OBSTRUCTUS, 35
 — VITELLINUS PATENS, Deformitas in-
 genita, 124
 Dumbness, or deaf-dumbness, (126,) 29
 Dura Mater, Inflammation of, Note, 18
 DURITIES EX INFLAMMATIONE IN RECENS
 NATIS, 82
 DYSENTERIA, 50
 Dysentery, 50
 Dysmenorrhœa, 68
 Dyspepsia, 50
 Dysphagia, 49
 Dyspnœa from pregnancy, 69
 Dysuria from pregnancy, 70
 Ear, Diseases of, 27
 — External, absent, pinna adherent, Mal-
 formation, (122,) 28
 — Foreign bodies in, 98
 — Internal, Cancer of, 29
 — — imperfect, Malformation, (122,) 29
 — — Malformations of, (122,) 29
 — — Organic disease of, 29
 — Meatus externus, closed, Malformation,
 (122,) 28
 Echinococcus hominis, Parasite, (119,) 19,
 27, 40, 54, 56, 58, 64, 76, 78, 82
 Eclampsia, see Puerperal convulsions, 74
 Ecthyma, 86
 Ectopia of brain, Malformation, (126,) 19
 — — heart, Malformation, (126,) 32
 — — intestines, Malformation, (126,) 51, 52
 — — lungs, Malformation, (126,) 40
 Ectozoa, 120
 Ectropium, 26
 — Operation for, 109
 Eczema, 85
 — of the labia, (67,) 85
 ECZEMA LABIORUM, (67,) 85
 Effluvia, Noxious, Poisons, 94
 Elaterium, Poison, 91
 Elbow, Dislocations of, 105
 Elephantiasis Arabum, 87
Elephantiasis Græcorum, see True leprosy,
 (87,) 13
 Elephantiasis of the scrotum, 62
 ELEPHANTIASIS SCROTI, 62
Elephas, see Elephantiasis Arabum, 87
 Elongated uvula, 48
 Elongation of the cervix of the uterus, 66
 Embolism of arteries, 33
 — cerebral arteries, 19

EPI

- Embolism as a cause of sudden death after
 delivery, 75
 EMBOLUS ARTERIARUM, 33
 — ARTERIARUM CEREBRI, 19
 Emphysema of the cellular tissue, 82
 Emphysema (of the lung,) 40
 — — Interlobular, 40
 — — Vesicular, 40
 EMPHYSEMA MEMBRANÆ CELLULOSÆ, 82
 Empyema, 41
 Enamel, Abnormal development of, 46
Encephaloid, Hard, see Medullary cancer, 10
 Encephalitis, Definition, Note, 18
Enchondroma, see Cartilaginous tumour,
 (12)
 — of bone, see Cartilaginous tumour of, 78
 — of the female breast, see Cartilaginous
 tumour of, 76
 Encysted dropsy of the ovary, 64
 Endocarditis, Note, 30
 Endocardium, Diseases of, 30
 Enlarged bursa patellæ and enlargement
 of other bursæ, 82
Enlarged lobe of the prostate gland, see
 Non-malignant tumour of, 60
 Enlarged tonsils, 47
 Enlargement, Simple, of the liver, 54
 — of the bronchial glands, (36,) 41
 — — mesenteric glands, 56
 ENTEROCELE RECTI, 67
 Enteric fever, Definition, Note, 4
 Enteritis, 50
 Entophyta, Parasites, 120
 Entozoa, Parasites, 118
 Entropium, 26
 — Operation for, 109
 Ephelis, 86
 Ephemera, Puerperal, Definition, (73,) 7
 EPHEMERA PUERPERARUM, (73,) 7
 Epididymitis, 88
 Epicanthis, 26
Epidemic cerebro-spinal meningitis, see Cere-
 bro-spinal fever, (18,) 4
 Epididymis, Abscess of, Gonorrhœal, 61
 Epididymitis, 63
 — Gonorrhœal, 61
 Epigastric hernia, 51
 Epiglottitis, Inflammation of, 37
 — Ulceration of, 37
 EPILEPSIA, 21
 Epilepsy, 21
 Epileptic vertigo, 21

EPI

- Epiphyses, Separation of, of the lower extremity, 106
 — — — — upper extremity, 105
 Epiphyta, Parasites, 120
 Epispadic fissure of the urethra, Malformation, (125,) 61
 Epistaxis, 29
 Epithelial Cancer, Definition, (for local subdivision, see Cancer, Epithelial,) 10
Epithelioma, see Epithelial cancer, 10
 EQUINIA, (95,) 6
 Equinia mitis, Definition, (95,) 6
 Erectile tumour of muscle, 81
 Ergot of rye, Poison, 92
 ERGOTA, Venenum, 92
 Ergotism, (15,) 92
 ERGOTISMUS, (15,) 92
 Erysipelas, Definition, (83,) 6
Erysipelas, Cellulo-cutaneous, see Phlegmonous erysipelas, 6
Erysipelas, Cutaneous, see Simple e., 6
 Erysipelas, Phlegmonous, (82,) 6
 Erysipelas, Simple, (83,) 6
 Erythema, 83
 Ether-vapour, Poison, (94,) 92
 Eustachian tube, Obstruction of, 28
 Eustrongylus gigas, Parasite, (120,) 52, 58.
 EVULSIO FRAGMENTORUM CALCULORUM EX VESICA, Opus chirurgicum, 114
 Exanthematous ophthalmia, 23
 Excess of fat on the heart, 31
Excessive menstruation, see Menorrhagia, 68
 EXCISIO CAPSULÆ OPACÆ, Opus chirurgicum, 110
 — CORPQRUM ADVENTITIORUM EX OCULO, Opus chirurgicum, 110
 — OCULI, Opus chirurgicum, 110
 Excision of bones, Note, Operation, 112
 — — — from the head, 112
 — — — from the lower extremities, 112
 — — — from the trunk, 112
 — — — from the upper extremities, 112
 — of the eyeball, 110
 — — joints, 111

EXT

- EXHALATIONES NOXIÆ, VENENA, 94
 — PUTRIDÆ ET PESTILENTES VENENA, 94
 Exhalations, Noxious, Poisons, 94
 Exhaustion of muscle, 81
 EXINANITIO VIRIUM, 81
 Exophthalmic bronchocele, Definition, (27,) 36
Exostosis, see Osseous tumour of bone, (12,) 78
 Exostosis of alveoli, 44
 — of dental tissue, 43
Exostosis of external meatus, see Osseous tumour of, 28
Exostosis diffusa, vide TUMOR OSSEUS DIFFUSUS, (12,) 78
Exostosis diffused, see Diffused osseous tumour, (12,) 78
 Exposure to cold, 96
 — Infant, 96
 EXSECTIO OVARII, Opus chirurgicum, 115
 Extension of stiff and deformed joints, Operation, 111
 External meatus, Abscess of, 28
 — — Accumulation of wax in, 28
 — — congenitally closed, Malform., (122,) 28
 — — Diseases of, 28
External meatus, Exostosis of, see Osseous tumour of, 28
 External meatus, Foreign bodies in, (28,) 98
 — — Inflammation of, 28
 — — Malformations of, (122,) 28
External meatus, Molluscous tumour of, see Sebaceous tumour of, 28
 External meatus, Osseous tumour of, 28
 — — Polypus of, 28.
 — — Sebaceous tumour of, 28
 Extra-uterine gestation, 71
 Extraction of foreign bodies from the eye, Operation, 110
 — — fragments of calculi, Operation, 114
 — of the lens, Operation, 110
 — — opaque capsule, Operation, 110
 Extravasation of blood, (16)

EXPLANATIONS.—The names for common use are printed in Antique type, Latin names proper in ROMAN SMALL CAPITALS, and Synonyms, which are not to be employed in the registration of diseases, in *Italics*. The figures refer to the page where the disease is to be met with; the figures without parentheses indicating where the disease should be registered; and the figures within parentheses where the disease is entered for the sake of classification only, and not for registration.

EXT

- Extravasation, Pulmonary, 40
 — of urine, 61
 Extremities, Lower, absent, Malformation, 122
 — — conjoined, (Syreniform fœtus,) Malformation, 125
 — — Contusion of, 106
 — — Dislocations of, Note, 107
 — — Excision of bones from, 112
 — — False joint of, 107
 — — Foreign Bodies embedded in, 106
 — — Fractures of, 106
 — — Fractures of, ununited, Note, 107
 — — Injuries of, 106
 — — — of the Vessels of the, 106
 — — Separation of Epiphyses of the, 106
 — — Sprain of, Note, 106
 — — Wound of, 106
 — — — of Joint of the, 106
 Extremities, Upper and Lower, Absent, Malformation, 122
 Extremities, Upper, Contusion of, 104
 — — Dislocations of, Note, 104
 — — Excision of Bones from, 112
 — — False Joint of, 105
 — — Foreign Bodies embedded in, 104
 — — Fracture of, 104
 — — — Greenstick, of, 104
 — — — Ununited, of, Note, 105
 — — Injuries of, 104
 — — — of the Vessels of the, 104
 — — Separation of Epiphyses of the, 104
 — — Sprain of, Note, 104
 — — Wound of, 104
 — — — of Joint of the, 104
 Extremity, One Lower, Absent, Malformation, 122
 Extroversion of the Posterior Wall of the Bladder, Malformation, (126,) 59
 EXULCERATIO CARTILAGINIS, 78
 — EPIGLOTTIDIS, 37
 — GLANDULÆ PROSTATÆ, 60
 — INTESTINORUM, 50
 — LIGAMENTORUM ET CARTILAGINUM SPINÆ, 79
 — MEMBRANÆ PITUITOSÆ, 29
 — ŒSOPHAGI, 49
 — RECTI INTESTINI ET ANI, 52
 — VESICÆ, 58
 Eye, Burns and Scalds of, 99
 — Cancer of, (26,) 11

FAC

- Eye, Chemical Injuries of the Eyelids and, 99
 — Contusion of, 98
 — — — with Dislocation of the Lens, 99
 — — — with Hæmorrhage into Globe, 99
 — — — with Rupture of the Sclerotic, 98
 — Diseases of, 23
 — Foreign Bodies in, 99
 — General Affections of, 25
 — Injuries of, 98
 — Malformations of, (122, 125,) 26
 — Operations on, 109
 — Parasitic disease of, 23, 24, 25, 27
 — Removal of Tumours near, 110
 — Total Disorganisation of, from Injury, (99,) 26
 — Wounds of, 99
 Eyeball, Excision of, Operation, 110
 — Extraction of Foreign Bodies from, 110
 — Operations on, 109
 — Protrusion of, 27
 — Scrofulous Deposit within, (26,) 14
 Eye-lashes, Loss of, see Madarosis, 27
 Eye-lids, Cancer of, (27,) 11
 — Chemical Injuries of, and Eye, 99
 — Cicatrices of, Operation for, 115
 — Cyst of, 27
 — Diseases of, 26
 — Incomplete, Malformation, (122,) 27
 — Inflammation of, 26
 — Malformations of, (122,) 27
 — Operations on, 109
 — Phthiriasis of, (27,) 89
 — Remaining United, Malformation, (122,) 27
 — Wounds of, 99
 Eye, Globe of the, Dislocation of the, 99
 — — Hæmorrhage into, from Contusion, 99
 — — Puncture of, Operation, 110
 Eye, Globe of the, Ruptured, see Contusion of the Eye, with Rupture of the Sclerotic, 98
 Eyes Absent or Imperfect, Malformation, (122,) 26
 FABA CALABARICA, Venenum, 93
 Face, Contusion of, 98
 — Foreign Bodies in Soft Parts of the, 98
 — Fracture of the Bones of the, 98
 — Hypertrophy of the Bones of the, 43
 — Injuries of, 98
 — Injuries of the Vessels of the, 98
 — Wounds of, 98

FAC

- Facial Neuralgia, 21
 — Paralysis, 21
 Fæcal Abscess, 50
 — Fistula, 51
Fainting fit, see Syncope, (21,) 32
 Fallopian Tube, Abscess of, 65
 — — Cancer of, (65,) 11
 — — Cyst of, 65
 — — Diseases of, 65
 — — Dislocation of, 64
 — — Dropsy of, 65
 — — Hernia of, 65
 — — Occlusion of, 65
 — — Stricture of, 65
 — — Tubercle of, (65,) 14
 FALSA COLORUM COGNITIO, 26
 FAMES, 96
 Farcy, Definition, (95,) 6
 FARCIMINUM, 6
 Fasciola Hepatica, Parasite, (119,) 54
 Fat, Excess of, on the Heart, 31
 Fatty Kidney, 57
 — Liver, 54
 — Degeneration, (17)
 — — of Arteries, 32
 — — — Cerebral Arteries, 19
 — — — Heart, 32
 — — — Muscles, 80
 — — — Valves of the Heart, 31
 Fatty Tumour, Definition, (12)
 — — of the Breast, 76
 — — — Conjunctiva, 23
 — — — Skin, 87
 Fauces and Palate, Cancer of, (48,) 11
 — — — Diphtheria affecting, (47,) 6
 — — — Diseases of, 47
 — — — Fibro-cellular Tumour of, 48
 — — — Fibro-cystic Tumour of, 48
 — — — Non-malignant Tumours of, 48
 — — — Stricture of, 48
 — — — Syphilitic Affection of, (48,) 9
 — — — Malformations of, (124,) 48
 FAUCES ULCEROSÆ, 47
 Faulty Perception of Colour, 26

FEV

- Favus*, see *Tinea Favosa*, 88
Febres Pestiferæ Singularum Regionum, vide
 F. RECIDIVA, 5
 Febricula, Definition, 4
 FEBRIS CEREBROSPINALIS, (18,) 4
 — CONTINUA SIMPLEX, 4
 — ENTERICA, 4
 — FLAVA, 5
Febris Infantium Remittens, v. F. ENTERICA, 4
 FEBRIS INTERMITTENS, 5
 — LACTANTIUM, 73
 — PUERPERARUM, (73,) 7
Febris Purpurea Pestifera, vide F. CEREBRO-
 SPINALIS, (18,) 4
 FEBRIS RECIDIVA, 4
 — REMITTENS, 5
Febris Rheumatica, vide RHEUMATISMUS
 ACUTUS, 7
 FEBRIS RUBRA, 3
Febris Typhodes, vide F. ENTERICA, 4
 Female Breast, Diseases of, (for their sub-
 division, see Breast, Female,) 75
 Female Organs of Generation, Affections
 of, connected with Parturition, 71
 — — — — Consequent on Parturition,
 73
 — — — Diseases of, in the Unimpregnated
 State, 64
 — — — Disorders of, connected with Preg-
 nancy, 70
 — — — Functional Diseases of the, 68
 — — — Malformations of, (124,) 64, 66, 67
 Female Organs, Internal, Wound of, 103
 — Perineum and Vulva, Wound of, 103
 Femoral Hernia, 52
 Femoris, Cervix, Fracture of, 106
 — — Intracapsular Fracture of, 106
 Femur, Fracture of, 106
 FERRI SCOBS, Venenum, 95
 FERRUM, Venenum, 91
 Fever, Cerebro-spinal, Definition, (18,) 4
 — Enteric, Definition, 4
Fever, Infantile Remittent, see Enteric f.,
 Definition, 4

EXPLANATIONS.—The names for common use are printed in Antique type, Latin names proper in ROMAN SMALL CAPITALS, and Synonyms, which are not to be employed in the registration of diseases, in *Italics*. The figures refer to the page where the disease is to be met with; the figures without parentheses indicating where the disease should be registered; and the figures within parentheses where the disease is entered for the sake of classification only, and not for registration.

FEV

- Fever, Intermittent*, see *Ague*, 5
 — *Malignant Purpuric*, see *Cerebro-spinal F.*, (18,) 4
Fever, Milk, 73
 — *Puerperal*, Definition, (73,) 7
 — *Relapsing*, Definition, 4
 — *Remittent*, Definition, 5
Fever, Rheumatic, see *Acute Rheumatism*, 7
Fever, Scarlet, Note, 3
 — — *Anginose*, Definition, 3
 — — *Malignant*, Definition, 4
 — — *Simple*, Definition, 3
 — *Simple Continued*, Definition, 4
 — *Typhus*, Definition, 4
 — *Typhoid*, see *Enteric F.*, 4
Fever, Yellow, Definition, 5
Fevers, Malignant Local, see *Remittent F.*, Note, 5
 FIBRINA DEPOSITA, (16)
Fibrinous Calculus of Bladder, 59
 — *Concretions in the Cavities of the Heart*, Note, 31
 — — *in the Veins*, 34
 — *Deposit*, (16)
 — — *of the Kidney*, 57
 — — — *Spleen*, 55
Fibro-calcareous Tumour, Definition, (11)
Fibro-cartilaginous Tumour, (12)
Fibro-cellular Tumour, (11)
 — — *of the Fauces*, 48
 — — — *Palate*, 48
 — — — *Skin*, 87
Fibro-cystic Tumour, Definition, (11)
 — — *of Bones*, 78
 — — — *Fauces*, 48
 — — — *Palate*, 48
Fibro-fatty Tumour, Definition, (11)
Fibro-muscular Tumour, Definition, (11)
Fibro-nucleated Tumour, Definition, (11)
Fibro-plastic Tumour, Definition, (12)
 — — *of the Breast, Female*, 76
Fibroid Degeneration, (17)
 — — *of the Heart*, 32
 — *Deposit of the Liver*, 54
 — *Thickening of the Valves of the Heart*, 31
Fibrous Tumour, Definition, (11)
 — — *of the Antrum*, 43
 — — — *Bladder*, 59
 — — — *Brain*, 19
 — — — *Breast, Female*, 76
 — — — *Bones*, 78

FIS

- Fibrous Tumour of Ovary*, 64
 — — — *Uterus*, 66
Fibula, Dislocation of the Head of the, 107
 — *Fracture of the*, 106
Filaria lentis, see *Filaria oculi*, Parasite, (118,) 24, 25
Filaria Medinensis, Parasite, (118,) 82, 88
Filaria Oculi, Parasite, (118,) 24, 25
Fingers, Amputation of, Operation, 112
Fingers or Toes Conjoined, Malformation, 125
Fingers and Toes Deficient in Number, Malformation, 122
Fingers and Toes Supernumerary, Malformation, 125
Fish, Poisonous, 94
Fissures, 87
 FISSURA ABDOMINIS, Deform. ingenita, 125
 — CALVARIÆ, 125
 — COMMISSURÆ PECTINIS, 125
 — EPISPADICA ITINERIS URINÆ, (125,) 61
 — FACIÆ, 124
 — HYPOSPADICA ITINERIS URINÆ, (125,) 61
 — IRIDIS, (124,) 24
 — LABRI, (124,) 42
 — MEDULLÆ IN SPINA, (125,) 20
 — MEMBRANÆ PRIORIS VESICÆ, (125,) 59
 — NASI, (124,) 30
 — OSSIS PECTORALIS, 124
 — PALATI, (124,) 48
 — SCROTI, (125,) 62
 — SEPTI TRANSVERSI, 124
 — VERTEBRARUM IN SPINA, (SPINA BIFIDA,) (125,) 20
 FISSURÆ, 87
 — LABRORUM, 42
Fissure of the Abdominal Walls, Malformation, 125
 — — *Anus*, 53
 — — — *Operation for*, 115
 — — *Bladder*, Malformation, (125,) 59
 — — *Diaphragm*, Malformation, 124
 — — *Face*, Malformation, 124
 — — *Iris*, Malformation, (124,) 24
 — — *Lip*, Malformation, (124,) 42
 — — — *Single Hare-lip*, Malformation, (124,) 42
 — — — *Double Hare-lip*, Malformation, (124,) 42
 — — *Nose*, Malformation, (124,) 30
 — — *Palate*, Malformation, (124,) 48
 — — — *Hard*, Malformation, (124,) 48

FIS

- Fissure of the Soft Palate, Malformation, (124,) 48
 — — Pubic Symphysis, Malformation, 125
 — — Scrotum, Malformation, (125,) 62
 — — Skull, Malformation, 125
 — — Spinal Column, (Spina Bifida,) Malformation, (125, 80,) 20
 — — Spinal Cord, Malformation, (125,) 20
 — — Sternum, Malformation, 124
 — — Urethra, Epispadic, Malformation, (125,) 61
 — — — Hypospadic, Malform., (125,) 61
 Fistula, Abdominal, from Injury, and Artificial Anus, 103
 — — Operation for, 115
 — in Ano, 53
 — — — Operation for, 115
 — Biliary, 55
 — Fæcal, 51
 — Gastric, 50
 — of Intestines, 51
 — Lachrymal, 26
 — — Operation for, 109
 — Lymphatic, 35
 — Recto-urethral, (53,) 61
 — — Operation for, 115
 — Recto-vaginal, (53, 74,) 67
 — — Operation for, 116
 — Recto-vesical, (53,) 59
 — Salivary, 49
 — Urinary, 61
 — Vaginal, 67
 — Utero-vesical, (59, 74,) 65
 — — Operation for, 116
 — Vesico-intestinal, (51,) 59
 — Vesico-vaginal, (59, 74,) 67
 — — Operation for, 116
 FISTULA BILIOSA, 55
 — INTESTINORUM, 51
 — IN VAGINA, 67
 — IN VENTRE EX INJURIA ANUSQUE NOTUS, 103
 — LYMPHALIS, 35
 — MAMMÆ FEMINEÆ, 75
 — RECTUM INTER ET ITER URINÆ, (53,) 61

FOR

- FISTULA RECTUM INTER ET VAGINAM, (53, 74,) 67
 — — — ET VESICAM, (53,) 59
 — SALIVOSA, 49
 — STERCOROSA, 51
 — URINALIS, 61
 — UTERUM INTER ET VESICAM, (59, 74,) 65
 — VENTRICULI, 50
 — VESICAM INTER ET INTESTINA, (51,) 59
 — — ET VAGINAM, (59, 74,) 67
Flat-foot, see *Talipes Equino-valgus*, 81
 Fluid Cataract, 25
 Fluid Tumours, Paracentesis of, Operation, 117
 Fœtal Remains in the Testicle, Malformation, (126,) 63
 Fœtal Remains, Removal of, Operation, 115
 Fœtus, constituting a Tumour, Malformation, 126
 — Contained within another Fœtus, Malformation, 126
 — Double, Malformation, 126
 Fœtus, Syreniform, Malformation, 125
 FÆTUS ALIO IN FÆTU INCLUSUS, Deformitas ingenita, 126
 FÆTUS DUPLEX, Deformitas ingenita, 126
 FÆTUS EXTRA UTERUM GESTATUS, Deformitas ingenita, 70
 FÆTUS SYRENIFORMIS, Deformitas ingenita, 125
 — TUMOREM REPRESENTANS, Deformitas ingenita, 126
 Fool's Parsley, Poison, 93
 Foot, Amputation across, Operation, 112
 — Dislocations of, 107
Foot, Flat-, see *Talipes Equino-valgus*, 81
 Foot, Fracture of the Bones of the, 106
 FORAMEN AURIS CLAUSUM, Deformitas ingenita, (122,) 28
 — OCCLUSUM TUBI FALLOPIANI, 65
 — — VULVÆ, 67
 FORAMEN OVALE A PARTU PATENS, Deformitas ingenita, (123,) 32
 — — PREMATURE CLAUSUM, Deformitas ingenita, (123,) 32

EXPLANATIONS.—The names for common use are printed in *Antique type*, Latin names proper in *ROMAN SMALL CAPITALS*, and Synonyms, which are not to be employed in the registration of diseases, in *Italics*. The figures refer to the page where the disease is to be met with; the figures without parentheses indicating where the disease should be registered; and the figures within parentheses where the disease is entered for the sake of classification only, and not for registration.

FOR

Foramen Ovale, persistent, Malformation, (123,) 32
 — — prematurely closed, Malformation, (123,) 32
 Forearm, Amputation of, 112
 — Fracture of, 105
 Foreign Body, (17)
 Foreign Bodies, of the Absorbent System, and Concretions, (35,) 108
 — — in the Air Passages, (38, 39, 40,) 100
 — — — Antrum, (43,) 98
 — — — Bladder, (104,) 59
 — — — Bronchi, (39,) 100
 — — — Cellular Tissue, (82) 108
 — — — Cornea or Conjunctiva, 99
 — — — Ear, 98
 — — — upper Extremity, embedded, 104
 — — — lower Extremity, embedded, 106
 — — — External Meatus, (28,) 98
 — — — Eye, 99
 — — — Face, soft parts of the, 98
 — — — Intestines, and Concretions, (52,) 103
 — — — Larynx, (38,) 100
 — — — Lung, (40,) 100
 — — — Nose, (30,) 98
 — — — Œsophagus, (49,) 100
 — — — Peritoneal Cavity, 103
 — — — Pharynx, (48,) 100
 — — — Rectum, (53,) 104
 — — — Stomach, (50,) 103
 — — — Urethra, (104,) 61
 — — — Vagina, 104
 — — Removal of, by Operation, 113
 Foreign Substances in the Cellular Tissue, (82,) 108
 FRACTUM ET LOCO MOTUM OS COXARUM, 104
 — — — — RUPTA VESICA VEL URINÆ ITINERE, 104
 FRACTURA BASIS CALVARIÆ, 97
 — BRACHII, 105
 — CARPI, METACARPI, PHALANGIUM, 105
 — CALVARIÆ SUPERIORIS, 97
 — CARTILAGINUM LARYNGIS, 100
 — CERVICIS FEMORIS, 106
 — — — INTRA CAPSULAM, 106
 — COSTARUM, ILLESO PULMONE, 101
 — — LESO PULMONE, 101
 — CRURIS, UTRIUSQUE OSSIS, 106
 — FEMORIS, 106
 — HUMERI, 105

FRA

FRACTURA JUGULI, 105
 — MAXILLÆ INFERIORIS, 98
 — MEMBRORUM INFERIORUM, 106
 — — — NON COIENS, SIVE ARTICULUS NOTHUS, 106
 — — — SUPERIORUM, 104
 — — — — NON COIENS, SIVE ARTICULUS NOTHUS, 104
 — — — SURCULARIA, SIVE FLEXURA OSSIS, 104
 — OSSIS HYOIDIS, 100
 — — PECTORALIS, 101
 — — SCAPULARUM, 105
 — OSSIUM FACIÆ, 98
 — — PEDIS, 106
 — PATELLÆ, 106
 — PROCESSUS FEMORIS MAJORIS, 106
 — SPONTE ORTA PROCESSUS ODONTOÏDIS, 79
 — — — OSSIUM, 77
 — SURÆ, 106
 — TIBIÆ, 106
 Fracture of the Alveoli, 46
 — — Carpus, Metacarpus, and Phalanges, 105
 — — Cartilages of the Larynx, 100
 — — Cervix Femoris, 106
 — — — — Intracapsular, 106
 — — Clavicle, 105
 — — Facial Bones, 98
 — — Femur, 106
 — — Fibula, 106
 — — Foot, of the Bones, 106
 — — Forearm, 105
 — — Humerus, 105
 — — Hyoid Bone, 100
 — — Leg, both bones, 106
 — — Lower Jaw, 98
 — — Metacarpus, 105
 — — Patella, 106
 — — Pelvis, and Dislocation, 104
 — — — — with Rupture of the Bladder and Urethra, 104
 — of the Phalanges of the Hand, 105
 — — Ribs and Costal Cartilages, with injury to the Lungs, 101
 — — — — without injury to the Lungs, 101
 — — — — Scapula, 105
 — — Skull, of the Base, 97
 — — — — Compound, with depression, 97

- FRA
- Fracture of the Skull, of the Base, Compound, without depression, 97
 — — — — Simple, with depression, 97
 — — — — — without depression, 97
 — — Skull, of the Vault, 97
 — — Spine, Note, 102
 — Spontaneous, 77
 — — of the Odontoid Process, 79
 — of the Sternum, 101
 — — Teeth, 46
 — — Tibia, 106
 — — Trochanter Major, 106
 Fractures of the Lower Extremity, 106
 — — — — Ununited, (false joint,) 106
 — — Upper Extremity, 104
 — — — — Greenstick, 104
 — — — — Ununited, (false joint,) 105
 Frambæsia, 88
Freckles, see *Lentigo* and *Ephelis*, 86
 Friction of Teeth, 46
 FRIGUS, 96
 Frost-bite, 87
 FULMINIS ICTUS, 96
 Functional Deafness, 29
 — Diseases, (17)
 — — of the Female Organs of Generation, 68
 — — — Nervous System, 21
Fungus Hæmatoïdes, see *Medullary Cancer*, Definition, 10
Fungus Testis, see *Protrusion of Tubuli*, 63
 — — Operation for, 116
 Fungi, Parasitic, 121
 — Poisonous, 94
 FUNGI VENENATI, 94
 FURUNCULUS, 87
 FURUNCULUS DELHINUS, 88
 Fusible Calculus, 59
 Fusiform Aneurism, 33
 Gadfly, Larva of the, (120,) 52
 Galactorrhœa, 75
 Gall-bladder Absent, Malformation, (123,) 55
 — and Hepatic Ducts, Cancer of, (55,) 11
- GEL
- Gall-bladder and Hepatic Ducts, Diseases of, 55
 — — — — Inflammation of, 55
 — — — — Injuries of, (55,) 103
 — — — — Malformations of, (123, 124,) 55
 — — — — Obstruction of, 55
 — — — — Parasitic Disease of, 55
 — — — — Perforation of, 55
 — — — — Ulcer of, 55
 Gallstones, 55
 — Passage of, through the Duct, 55
 Ganglion, 82
 — Diffused Palmar, 82
 GANGLION PALMARE DIFFUSUM, 82
 GANGRÆNA, (16)
 — COLIS, 62
 — CUTIS, 87
 — MUSCULORUM, 80
 — NOSOCOMIORUM, 6
 — ORIS, (87,) 42
 — PULMONUM, 39
 — SENILIS, 87
 — VULVÆ, 67
 Gangrene, (16)
 — of the Dental Pulp, 43
 — Hospital, 6
 — of the Lung, 39
 — — Muscles, 80
 — — Penis, 62
 — — Skin, 87
 — — Vulva, 67
 — Senile, 87
Gangrenous Stomatitis, see *Cancrum Oris*, (87,) 42
 Gaseous Poisons, 94
 — — Asphyxia from, (96,) 94
 Gastric Fistula, 50
 Gastritis, 49
 — from Irritant Poison, (to be returned under the heading of the poison causing the attack,) (49,) 90-92
 Gastrodynia, 50
 — GASTROTOMIA, Opus chirurgicum, 114
 Gastrotomy, Operation, 114
 Gelatinous Cyst, (13)

EXPLANATIONS.—The names for common use are printed in *Antique type*, Latin names proper in *ROMAN SMALL CAPITALS*, and Synonyms, which are not to be employed in the registration of diseases, in *Italics*. The figures refer to the page where the disease is to be met with; the figures without parentheses indicating where the disease should be registered; and the figures within parentheses where the disease is entered for the sake of classification only, and not for registration.

GEL

- Gelatinous Polypus of the Nose, 29
 GENERAL DISEASES (A,) 3
 GENERAL DISEASES (B,) 7
 General Dropsy, Definition, 15
 — Injuries, 96
General Paralysis, see Paralysis of the Insane, (20,) 22
 Generation, Female Organs of, Affections of, connected with Parturition, 71
 — — — — Consequent on Parturition, 73
 — — — Diseases of, in the unimpregnated state, 64
 — — — Disorders of, connected with Pregnancy, 70
 — — — Functional Diseases of the, 68
 — — — Malformations of, (124,) 64, 66, 67
 — Male Organs of, Diseases of, 62
 — — — — Malformations of, (124,) 62, 63
 Generative System, Diseases of, 62
 GENUA ARCUATA, 79
 — INTRORSUM FLEXA, 79
 Gestation, Extra-uterine, 71
 GINGIVA CÆRULEA, (45,) 90
 Gland, Prostate, Diseases of, (for their subdivision, see Prostate Gland,) 60
 — Thymus, Diseases of, (for their subdivision, see Thymus Gland,) 37
 — Thyroid, Diseases of, (for their subdivision, see Thyroid Gland,) 36
 Glanders, Definition, (95,) 6
 Glands, Atrophy of, 35
 — Cancer of, (36,) 11
 — Chronic Enlargement of, 35
 — Hypertrophy of, 35
 — Inflammation of, 35
 — Scrofulous Diseases of, (36,) 14
 — Suppuration of, 35
 — Syphilitic Inflammation of, (36,) 9
 Glands, Bronchial, Abscess of, (36,) 41
 — — Cancer of, (36, 41,) 11
 — — Diseases of, (36,) 41
 — — Enlargement of, (36,) 41
 — — Inflammation of, (36,) 41
 — — Non-malignant Tumours of, (36,) 41
 — — Tubercle of, (36, 41,) 14
 Glands, Ductless, Diseases of, 36
 Glands, Mesenteric, Abscess of, 56
 — — Cancer of, (56,) 11
 — — Diseases of, 56
 — — Enlargement of, 56

GRA

- Glands, Mesenteric, Inflammation of, 56
 — — Non-malignant Tumours of, 56
 — — Tubercle of, (56,) 11
 Glands, Salivary, Diseases of, 49
 Glandular Tumour, (12)
 Glass, Pounded, Poison, 95
 Glaucoma, 25
 Gleet, 61
 Globe of the Eye, Dislocation of, 99
 — — — Hæmorrhage into, from Contusion, 99
 — — — Puncture of, Operation, 110
Globe of the Eye, Ruptured, see Contusion of the Eye, with Rupture of the Sclerotic, 98
 Glossitis, 46
 Glottis, Œdema of, 38
 — Paralysis of, 38
 — Spasm of, 38
Glottis, Spasm of, as a synonym of Laryngismus stridulus, (38,) 21
 Goitre, Definition, 36
 Gonorrhœa and its complications, 60
 — in the Female, (67,) 60
 — — Male, (62,) 60
 — of the Penis, (62,) 60
 — — Vagina, (67,) 60
 GONORRHŒA FŒMINARUM, (67,) 60
 — MARIUM, (62,) 60
 — MUCOSA, 61
 Gonorrhœal Bubo, 60
 — Inflammation, (16)
 — Iritis, (61,) 24
 — Ophthalmia, (61,) 23
Gonorrhœal Orchitis, see Epididymitis, 61
 Gonorrhœal Rheumatism, Definition, (61, 78,) 7
 Gout, Acute, Definition, 8
 — Chronic, Definition, 8
Gout, Retrocedent, see Gout, Acute and Chronic, Note, 8
 Gouty and other deposits in the Auricle, 27
 — Inflammation, (16)
Gouty Kidney, see Granular Kidney, 57
 Gouty Synovitis, Note, (79,) 8
 Grain, Poisonous, 94
 GRANA VENENATA, 94
 Granular Inflammation of the Uterus, 65
 — Kidney, 57
 — Tubercle of the Brain, (19,) 14
 Granulation of the Dental Periosteum, 44
 GRAVEDO, 37

GRE

- Grease*, see *Equinia Mitis*, (95,) 6
Green Sickness, see *Chlorosis*, (68,) 15
 Greenstick Fracture of Upper Extremity, 104
 Grinders' Asthma, 40
 Guinea Worm, Parasite, (118,) 82, 88
 Gum-boil, 44
 Gums, Atrophy of, 44
 — Blue, from Lead, (45,) 90
 — Cancer of, (44,) 11
 — Diseases of, 44
 — Hypertrophy of, 44
 — Induration of, (in infancy,) 44
 — Inflammation of, 44
 — — Mercurial, (90,) 44
 — — Phosphoric, (91,) 45
 — Non-malignant Tumours of, 44
 — Polypus of, 44
 — Scurvy of, (45,) 15
 — Specific diseases affecting, 44
 — Tumour, Cartilaginous, of, 44
 — — Vascular, of, 44
 — Ulceration of, 44
 Gunshot Wound of the Neck, 100
 — Wounds, 97-106
 HABITUS STRUMOSUS, 14
 Hæmatemesis, 50
 Hæmatocele, 63
 — Periuterine or Pelvic, (82,) 65
 HÆMATOCELE CIRCUMUTERINA SIVE PELVICA, (82,) 65
 Hæmatoma Auris, 27
 Hæmaturia Renalis, 58
 — Vesicalis, 59
 Hæmoptysis, 14, 40
 Hæmorrhage, (16)
 — into the Cellular Tissue, 82
Hæmorrhage, Cerebral, see *Apoplexy*, 18
 Hæmorrhage, into the Globe of the Eye, with contusion, 99
 — Intestinal, 51
 — Operations for, 111
 — into the Ovary, 64
 — during Parturition, 72

HEA

- Hæmorrhage, Post Partum, 73
 — during Pregnancy, 70
 — from the Rectum, 53
 — — Uterus, 68
 — Spinal, 20
 Hæmorrhagia, (16)
 HÆMORRHAGIA E RECTO INTESTINO, 53
 — GRAVIDARUM, 70
 — INTESTINALIS, 51
 — MEMBRANÆ CELLULOSÆ, 82
 — OVARII, 64
 — PARTURIENTIIUM, 72
 — PUERPERARUM, 73
 — PULMONALIS, 40
 — SPINALIS, 20
 Hæmorrhagic Cyst, (13)
 — Small-pox, 3
 HÆMORRHOIDES, 53
 Hæmorrhoids, External, 53
 — Internal, 53
 — from Pregnancy, 69
 Hand, Amputation of the, Operation, 112
 — — of parts of the, 112
 — — of the, at the Wrist Joint, 112
 — Club-, 81
 Hands and Feet Articulated to Scapulæ and Pelvis, Malformation, 122
 Hanging, Asphyxia from, 96
Hard Cancer, see *Scirrhus*, 10
 Hard Cataract, 25
 — Chancre, 8
Hard Encephaloid, see *Medullary Cancer*, 10
Hard Palate, Fissure of, see *Cleft Palate*, (124,) 47
 Hare-lip, (124,) 42
 — Operation for, 116
 Harvest-bug, Irritation caused by, 89
 Hay Asthma, 37
 Head, absent or rudimentary, Malformation, 122
 — Excision of Bone from, Operation, 112
 — — — by trephining, 112
 Heart, Abscess of, Note, 31
 — — Pyæmic, Note, (31,) 7
 — Absent, Malformation, (123,) 32

EXPLANATIONS.—The names for common use are printed in Antique type, Latin names proper in ROMAN SMALL CAPITALS, and Synonyms, which are not to be employed in the registration of diseases, in *Italics*. The figures refer to the page where the disease is to be met with; the figures without parentheses indicating where the disease should be registered; and the figures within parentheses where the disease is entered for the sake of classification only, and not for registration.

HEA

- Heart, Aortic aperture of, obstructed or imperfect, Malformation, (123,) 31
- Aneurism of, 32
 - — — Acute, Note, 32
 - Atrophy of, 31
 - Cancer of, (32,) 11
 - Cavities of, deficient in number, Malformation, (123,) 32
 - — — Supernumerary, Malform., (125,) 32
 - Dilatation of, 31
 - Diseases of, 30
 - — — Muscular structure of the, 31
 - Ectopia of, Malformation, (126,) 32
 - Excess of Fat on, 31
 - Fatty degeneration of, 32
 - Fibrinous concretions in the Cavities of the, Note, 31
 - Fibroid degeneration of, 32
 - Hernia or Ectopia of, Malformation, (126,) 32
 - Hypertrophy of, 31
 - Injuries of, (32,) 101
 - Irregularity of the action of the, 32
 - Left auriculo-ventricular Aperture of, obstructed, Malformation, (123,) 31
 - Malformations of, (123, 125, 126,) 31, 32
 - Palpitation of, 32
 - Parasitic disease of, 32
 - Pulmonic aperture of, obstructed, Malformation, (123,) 31
 - Right auriculo-ventricular Aperture of, obstructed, Malformation, (123,) 31
 - Rupture of, Note, 32
 - Rupture of, from injury without wound or fracture, (32,) 101
 - Septa of, incomplete, Malform., (123,) 32
 - Septum, Auricular, incomplete, (123,) 32
 - — Ventricular, incomplete, (123,) 32
 - Valve-disease of, 30
 - Valves of, imperfect, Malform., (123,) 31
 - — — Malformations of the, (123, 125,) 31
 - — — Supernumerary, Malform., (125,) 31
 - Wound of, 101
- Heartburn from Pregnancy, 69
- Hellebore, Black, Poison, 92
- White, Poison, 92
- HELLEBORUS NIGER, Venenum, 92
- Hemeralopia, 26
- Hemicrania, see Brow Ague, (5,) 22

HER

- Hemiplegia, 20
- Hemlock, Poison, 92
- Hemlock Dropwort, Poison, 93
- Water-, Poison, 93
- Hemp, Indian, Poison, 92
- Henbane, Poison, 92
- Hepatic Ducts and Gall-bladder, Cancer of, (55,) 11
- — — — Diseases of, 55
 - — — — Inflammation of, 55
 - — — — Injuries of, (55,) 103
 - — — — Malformations of, (123, 124,) 55
 - — — — Obstruction of, 55
 - — — — Parasitic disease of, 55
 - — — — Perforation of, 55
 - — — — Ulcer of, 55
- Hepatitis, 54
- Hereditary Syphilis, Definition, 9
- Hernia, Abdominal, see H. or Ectopia of the Intestine through the Abdominal Walls, Malformation, (126,) 51, 52
- Hernia of the Bladder, 59
- (or Ectopia) of Brain, Malform., (126,) 19
 - Cerebri, (from injury,) 97
- Hernia, Diaphragmatic, see H. or Ectopia of the Intestines through the Diaphragm, Malformation, (126,) 51
- Hernia, Epigastric, 51
- of the Fallopian Tube, 65
 - Femoral, 52
 - (or Ectopia) of the Heart, (126,) 32
 - Incisions for, (for their subdivision, see Incisions for Hernia,) 114
 - Inflamed, 51
 - Inguinal, 51
 - — Congenital, (126,) 51
 - — Direct, 51
 - — Incomplete, 51
 - — Oblique, 51
 - — Scrotal, 51
 - of the Intestines, 51
 - (or Ectopia) of the Intestines, Malform., (126,) 51, 52
 - — — — through the Diaphragm, Malformation, (126,) 51
 - — — — through the Abdominal Walls, Malformation, (126,) 51
 - — — — through the Umbilicus, Malformation, (126,) 51
 - Irreducible, 51
 - Ischiatic, 52

- HER
- Hernia (or Ectopia) of Lungs, Malformation, (126,) 40
- Lumbar, 51
 - Obstructed, 51
 - Obturator, 52
 - Operations for, 114
 - of the Ovary, 64
 - Perineal, 52
 - Pudendal, 52
 - Reducible, 51
 - of the Stomach, 50
 - Strangulated, 51
 - Umbilical, 51
 - *Umbilical*, see Hernia or Ectopia of Intestines through the Umbilicus, Malformation, (126,) 51
 - of the Uterus, 66
 - Vaginal, 52
 - of the Vagina, 67
 - — — Cystocele, 67
 - — — Rectocele, 67
 - Ventral, 51
- Hernia Abdominalis*, vide H. INTESTINORUM PER ABDOMEN, Deformitas ingenua, (126,) 51
- HERNIA DIAPHRAGMATICA, Deformitas ingenua, (126,) 51
- EPIGASTRICA, 51
 - FEMORALIS, 52
 - INFLAMMATA, 51
 - INGUINALIS, 51
 - — IMPERFECTA, 51
 - — INGENITA, (126,) 51
 - — OBLIQUA, 51
 - — RECTA, 51
 - — SCROTALIS, 51
 - INTESTINORUM, 51
 - ISCHIADICA, 52
 - LUMBARIS, 51
 - OBSTRUCTA, 51
 - OBTURATORIA, 52
 - OVARII, 64
 - PERINEALIS, 52
 - PUDENDALIS, 52
- HOU
- HERNIA REPONENDI PATIENS, 51
- — NON PATIENS, 51
 - STRANGULATA, 51
 - TUBI FALLOPIANI, 65
 - UMBILICARIS, 51
- Hernia Umbilicaris*, vide H. INTESTINORUM PER UMBILICUM, Deform. ingen., (126,) 51
- HERNIA UTERI, 66
- UTERI IN GRAVIDIS, 70
 - VAGINÆ, 67
 - VAGINALIS, 52
 - VENTRICULI, 50
 - VENTRALIS, 51
 - VESICÆ, 59
 - SIVE ECTOPIA CEREBRI, Deformitas ingenua, (126,) 19
 - — — CORDIS, (126,) 32
 - — — INTESTINORUM, (126,) 51, 52
 - — — — PER ABDOMEN, (126,) 51
 - — — — — SEPTUM TRANSVERSUM, (126,) 51
 - — — — — UMBILICUM, (126,) 51
 - — — — — PULMONUM, (126,) 40
- Hernial Sac, Closure of, with fibrinous effusion, 52
- — Diseases of, 52
 - — Dropsy of, 52
 - — Inflammation of, 52
 - — Laceration of, 52
 - — Movable Bodies in, 52
 - — Suppuration of, 52
- Herpes, Note, 85
- Herpes preputialis, (60,) 85
- HERPES PRÆPUTII, (60,) 85
- Hexathyridium venarum, Parasite, (119,) 35
- Pinguicola, Parasite, (119,) 64
- Hip, Amputation of, Operation, 112
- Dislocation of, 107
- Hooping Cough, (37,) 6
- Hordeolum, 26
- Hospital Gangrene, 6
- Housemaid's Knee*, see Enlarged Bursa Patellæ, 82

EXPLANATIONS.—The names for common use are printed in Antique type, Latin names proper in ROMAN SMALL CAPITALS, and Synonyms, which are not to be employed in the registration of diseases, in *Italics*. The figures refer to the page where the disease is to be met with; the figures without parentheses indicating where the disease should be registered; and the figures within parentheses where the disease is entered for the sake of classification only, and not for registration.

HUM

- Humerus, Fracture of, 105
 Hydatids of the *Tænia*, see *Cysticercus*
 and *Echinococcus*, Parasites, (119)
 HYDRARGYRUS, Venenum, 90
 Hydrocele, 63
 — Congenital, 63
 — Encysted, 63
 — Infantile, 63
 — of the Cord, 62
 — — — Diffused, 63
 — — — Encysted, 63
 — Paracentesis of, Operation, 117
 HYDROCELE FUNICULI SEMINALIS, 62
Hydrocephalus, Acute, see *Tubercular Men-*
ingitis, (18,) 14
 Hydrocephalus, Chronic, 18
 HYDROCEPHALUS LONGUS, 18
 Hydrochloric Acid, Poison, 91
 Hydrogen, Sulphuretted, Poison, 94
 HYDROGENII SULPHURETUM, Venenum, 94
 Hydronephrosis, Definition, 57
 Hydrophobia, (95,) 21
 Hydrophthalmia, 25
 HYDROPS, (16)
 — ARTICULORUM, 78
 — CYSTICUS OVARII, 64
 — PERICARDII, 30
 — RENUM, 57
 — TUBI FALLOPIANI, 55
 — VELAMENTORUM HERNIARUM, 52
 Hydrorrhœa of the Uterus, 65
 — — — from Pregnancy, 70
 HYDRORRHŒA UTERI, 55
 Hydrothorax, Definition, 41
 Hymen, Imperforate, 67
 Hyoid Bone, Dislocation of, 100
 — — Fracture of, 100
 Hyoscyamus, Poison, 92
 Hyperæsthæsia, (88,) 22
 — of the Female Breast, 76
 HYPERÆSTHÆSIA MAMMÆ FEMINEÆ, 76
 HYPERTROPHIA, (17)
 HYPERTROPHIA CEREBRI, 18
 — CORDIS, 31
 — CUTIS, 87
 — GLANDULARUM, 35
 — GLANDULÆ THYMI, 37
 — LABRORUM STRUMOSA, (42,) 14
 — LIENIS, 55
 — LINGUÆ, 47
 — MAMMÆ FEMINEÆ, 75

IMP

- HYPERTROPHIA MAMMILLÆ VIRILIS, 77
 — MEMBRANÆ PITUITOSÆ, 29
 — NASI, 29
 — OSSIUM, 77
 — — FACIÆ, 43
 — OVARII, 64
 — RENUM, 58
 — UTERI, 66
 — VESICÆ, 59
 — VULVÆ, 67
 Hypertrophy, (17)
 Hypertrophy of Bones, 77
 — — of the Face, 43
 — of the Bladder, 59
 — — Brain, 18
 — — Breast, Female, 75
 — — Glands, 35
 — — Gums, 44
 — — Heart, 31
 — — — left side of the, 31
 — — — right side of the, 31
 — — Kidney, 58
 — — Lips, Scrofulous, (42,) 14
 — — Male Mamilla, 77
 — — Nose, 29
 — — Ovary, 64
 — — Pituitary Membrane, 29
 — — Skin, 87
 — — Spleen, 55
 — — Thymus Gland, 37
 — — Tongue, 47
 — — Uterus, 66
 — — Vulva, 67
 Hypochondriasis, Definition, 22
 — from Pregnancy, 69
 Hypospadiac Fissure of the Urethra, Mal-
 formation, (125,) 59
 Hysteralgia during Pregnancy, 70
 Hysteria, 21
Hysteritis during Pregnancy, see *Metritis*, 70
 Humerus, Fracture of, 105

Icterus, see *Jaundice*, 54
 Ichthyosis, 86
 Idiocy, (126,) 22
 Iliac and Pelvic Abscesses following par-
 turation, 74
 IMBECILLITAS, 90
 Imbecility, 22
 Impacted Calculus in the Male Urethra, 61
 Impaired Vision, 25

- IMP
- Imperforate Hymen, 67
 Impetigo, 85
 Impotence, 64
 IMPEDIMENTA CORPOREA PARTUI OBSTANTIA, 71
 IMPERFECTA EXPLICATIO PULMONIS, 40
 Incision for Anal Fissure, Operation, 115
 — for Fistula in Ano, Operation, 115
 — — Hernia, Operation, 114
 — — — for Radical Cure, 115
 — — — — Strangulation, 114
 — — — — — with Opening Sac, 115
 — — — — — without Opening Sac, 115
 — of Joints, Operation, 111
 — — Sphincter Ani, Operation, 115
 — for Stricture of the Rectum, Oper., 115
 — — Ulcer of the Rectum, Operation, 115
 Incisions, Operations, 114
 Incomplete Inguinal Hernia, 51
 Incontinence of Urine, 60
 INCONTINENTIA URINÆ, 60
 Indian Hemp, Poison, 92
 — Tobacco, Poison, 93
 Indurated Bubo, Syphilitic, 8
 Induration of the Gums in Infancy, 44
 Infant Exposure, 96
 INFANTIA LINGUÆ VEL MUTORUM SURDITAS, Deformitas ingenita, (126,) 29
 Infantile Convulsions, 21
 — Inguinal Hernia, 51
 — Paralysis, (81,) 20
Infantile Remittent Fever, see *Enteric Fever*, 4
 INFANTIUM EXPOSITIO, 96
 Inflamed Hernia, 51
 INFLAMMATIO, (16)
 INFLAMMATIO CÆCI INTESTINI, 50
 — CEREBRI, 18
 — COLIS, 62
 — CONJUNCTIVÆ, 23
 — DIFFUSA MEMBRANÆ CELLULOSÆ, 6
 — DUCTUUM JECINORIS ET VESICULÆ FELLIS, 55
 — DURÆ MATRIS, 18
- INF
- INFLAMMATIO EPIGLOTTIDIS, 37
 — EXULCERANS, (16)
 — FORAMINIS AURIS, 28
 — GLANDULÆ PROSTATÆ, 60
 — — THYROIDIS, 36
 — GLANDULARUM, 35
 — — BRONCHIALIUM, (36,) 41
 — — MESENTERII, 56
 — — SALIVOSARUM, 49
 — GONORRHOÏCA, (16)
 — ITINERIS URINÆ VIRILIS, 61
 — LABIORUM, 67
 — LIGAMENTI LATI, 65
 — MAMMÆ FEMINEÆ, 75
 — MAMMARUM IN PUERPERIS, (74,) 75
 — MAMMILLÆ VIRILIS, 77
 — MEDULLÆ IN SPINA, 19
 — MEMBRANÆ CELLULOSÆ, 82
 — — TYMPANI, 28
 — MUSCULORUM, 80
 — NERVORUM, 20
 — OVARII, (61,) 64
 — PALPEBRARUM, 26
 — PLÆ MATRIS, 18
 — PLASTICA, (16)
 — PODAGRICA, (16)
 — PYÆMICA, (16)
 — — ET ABSCESSUS JECINORIS, 54
 — — — LIENIS, 55
 — — — PULMONUM, 39
 — RETINÆ, 25
 — RHEUMATICA, (16)
 — STRUMOSA, (16,) 14
 — SUPPURANS, (16)
 — SYPHILITICA, (16,) 9
 — — GLANDULARUM, (36,) 9
 — TENDINUM, 81
 — TONSILLARUM, 47
 — TUNICÆ VAGINALIS, 63
 — UTERI, 65
 — — GRANULOSA, 65
 — VAGINÆ, 66
 — VASORUM LYMPHIFERORUM, 35
 — VELAMENTORUM HERNIARUM, 52

EXPLANATIONS.—The names for common use are printed in *Antique type*, Latin names proper in *ROMAN SMALL CAPITALS*, and Synonyms, which are not to be employed in the registration of diseases, in *Italics*. The figures refer to the page where the disease is to be met with; the figures without parentheses indicating where the disease should be registered; and the figures within parentheses where the disease is entered for the sake of classification only, and not for registration.

INF

- INFLAMMATIO VENTRICULI, 49
 — — EX VENENIS IRRITANTIBUS, (49,) 90-95
 Inflammation, Arrangement of the Varieties of, (16,)
 — of the Alveoli, 44
 — — Arachnoid, 18
 — — Brain, Note, 18
 — — Breast, Female, 75
 — — — — Conseq. on Parturition, (74,) 75
 — — Broad Ligament, 65
 — — Bronchial Glands, (36,) 41
 — — Cellular Tissue, 82
 — — Dental Periosteum, 44
 — — — — Rheumatic, 44
 — — Dental Pulp, 43
 — Diffuse, (of the Cellular Tissue,) 6
 — of the Dura Mater, Note, 18
 — — Epiglottis, 37
 — — External Meatus, 28
 — — Eyelids, 26
 — — Gall-bladder, 55
 — — Glands, 35
 — — — — Syphilitic, (36,) 9
 — Gonorrhœal, (16)
 — Gouty, (16)
 — Granular, of the Cervix of the Uterus, 65
 — of the Gums, 44
 — — Hepatic Ducts, 55
 — — Hernial Sac, 52
 — — Labia, 67
 — — Liver, Pyæmic, 54
 — — Lungs, Pyæmic, 39
 — — Lymphatics, 35
 — — Male Mammilla, 77
 — — Membrana Tympani, 28
 — Mercurial, of Dental Periosteum, (90,) 44
 — of the Mesenteric Glands, 56
 — — Muscles, 80
 — — Nerves, 20
 — — Ovary, (61,) 64
 — — Penis, 62
 — — Pia Mater and Arachnoid, 18
 — Phosphoric, and Necrosis of the Alveoli, (91,) 45
 — Plastic, (16)
 — of the Prostate Gland, 60
 — Pyæmic, (16,) 7
 — — of the Liver, (54,) 7

INJ

- Inflammation, Pyæmic, of Lungs, (39,) 7
 — — — Spleen, (55,) 7
 — Rheumatic, (16)
 — — of the Dental Periosteum, 44
 — of the Salivary Glands, 49
 — Scrofulous, (16,) 14
 — of the Spinal Cord, Note, 19
 — — Spleen, Pyæmic, (55,) 7
 — Suppurative, (16)
 — Syphilitic, (16,) 8
 — — of the Glands, (36,) 9
 — of the Tendons, 81
 — — Thyroid Gland, 36
 — — Tunica Vaginalis, 63
 — Ulcerative, (16)
 — — of the Uterus, 65
 — — — Granular, of the Cervix, 65
 — — Vagina, 66
 Inflammatory induration in the newly born, 82
 Influenza, (37,) 6
 INGUEN GONORRHOÏCUM, 60
 — — — — SYPHILITICUM INDURATUM, (36,) 8
 — — — — SUPPURANS, (36,) 9
 Inguinal Hernia, 51
 Ingrown Toe-nail, 88
 Injection, Subcutaneous, Poison, 95
 INJURIA, (17)
 — — MULTIPLEX, 96
 INJURIAE, 96
 INJURIA A TERGO, 102
 — — — — CHEMICÆ PALPEBRIS ET OCULO ILLATÆ, 99
 — — — — EXEDENTIUM IN PHARYNGE ET GÆSOPHAGO, 100
 — — — — IN ARTERIIS, (34,) 98-106
 — — — — AURICULA, (28,) 98
 — — — — CAPITÆ, 97
 — — — — CERVICIS, 100
 — — — — COLE, (62,) 103
 — — — — CORDE, (32,) 101
 — — — — CORPORE UNIVERSO, 96
 — — — — DUCTIBUS JECINORIS ET VESICULA FELLIS, (55,) 102
 — — — — FACIÆ, 98
 — — — — INTESTINIS, (52,) 102
 — — — — ITINERE URINÆ VIRILI, (61,) 103, 104
 — — — — JECINORE, (54,) 102
 — — — — LARYNGE, (38,) 96, 100
 — — — — MEDULLA SPINÆ SINE COGNITA FRACTURA, 102

INJ

- INJURIE IN MEMBRANA TYMPANI, (28,) 98
 — — MEMBRIS INFERIORIBUS, 106
 — — — MEMBRIS SUPERIORIBUS, 104
 — NERVIS CEREBRI ILLATÆ, 98
 — IN OCULO, 98
 — — ORGANIS ABSORBENTIBUS, 108
 — — PELVI, 103
 — — PERICARDIO, (30,) 101
 — — PERITONÆO, (56,) 102
 — — PLEURA, (41,) 101
 — — PHARYNGE, (48;) ET ŒSOPHAGO, (49,) 11
 — — PULMONE, (40,) 101
 — — RECTO INTESTINO ET ANO, (53,) 103
 — — RENIBUS, (58,) 102
 — — TESTICULO, (63,) 103
 — — THORACE, 101
 — — VENIS, (35,) 98-106
 — — VENTRE, 102
 — — VENTRICULO, (50,) 102
 — — VESICA, (59,) 103
 — NON IN CLASSES DISTRIBUTÆ, 108
 — SINGULARES, 97
 — IN UTERO, 103
 — UTERO GRAVIDO ILLATÆ, 104
 — VASIS ILLATÆ IN CAPITE, 98
 — — — — CERVICE, 100
 — — — — FACIE, 98
 — — — — MEMBRIS INFERIORIBUS, 106
 — — — — MEMBRIS SUPERIORIBUS, 104
 — — — — PELVI, 104
 — — — — THORACE, 101
 — — — — VENTRE, 103
 — VASIS LYMPHIFERIS ILLATÆ, (36,) 108

INJURIES, 96

- Injuries of the Abdomen, 102
 — — Absorbent System, 108
 — — Anus, (53,) 103
 — — Arteries, (34,) 98-106
 — — Alveoli, Mechanical, Note, (98,) 46
 — — Auricle, (28,) 98
 — — Back, 102
 — — Bladder, (59,) 103
 — — Cerebral Nerves, 98

INJ

- Injuries, Chemical, of the Eyelids and Eye, 99
 — of the Chest, 101
 — — Dental Periosteum, Mechanical, 46
 — — Ear, (28,) 98
 — — Eye, 98
 — — Face, 98
 — — Gall-bladder, (55,) 102
 — — Head, 97
 — — Heart, (32,) 101
 — — Hepatic Ducts, (55,) 102
 — General, 96
 — of the Intestines, (52,) 102
 — — Kidney, (58,) 102
 — — Larynx, (38,) 96, 100
 — — Liver, (54,) 102
 — Local, General Note, 97
 — of the Lower Extremities, 106
 — — Lung, (40,) 101
 — — Lymphatics, (36,) 108
 — — Membrana Tympani, (28,) 98
 — — Neck, 100
 — not classified, 108
 — of the parts within the Orbit, 99
 — — Pelvis, 103
 — — Penis, (62,) 103
 — — Pericardium, (30,) 101
 — — Peritoneum, (56,) 102
 — — Pharynx and Œsophagus by corrosive substances, (48, 49,) 100
 — — Pleura, (41,) 101
 — — Pregnant Uterus, 104
 — — Rectum, (53,) 103
 — — Spinal Cord, 102
 — — Stomach, (50,) 102
 — — Teeth, Mechanical, Note, (98,) 46
 — — Testicle, (63,) 103
 — — Upper Extremities, 104
 — — Urethra, Male, (61,) 103, 104
 — — Uterus, 103
 — — — Pregnant, 104
 — — Veins, (35,) 98-106
 — — Vessels, (34,) (35,) 98-106
 — — — of the Abdomen, 103
 — — — — Chest, 101

EXPLANATIONS.—The names for common use are printed in *Antique type*, Latin names proper in *ROMAN SMALL CAPITALS*, and Synonyms, which are not to be employed in the registration of diseases, in *Italics*. The figures refer to the page where the disease is to be met with; the figures without parentheses indicating where the disease should be registered; and the figures within parentheses where the disease is entered for the sake of classification only, and not for registration.

INJ

- Injuries of the Vessels of the Face, 98
 — — — — Head, 98
 — — — — Lower Extremity, 106
 — — — — Neck, 100
 — — — — Pelvis, 104
 — — — — Upper Extremity, 104
- Injury, (17)
 — Multiple, 96
 — Total Disorganisation of the Eye from, (99,) 26
- INOPIA LACTIS, 75
 — VIRILITATIS, 64
- Insane, Paralysis of the, (20,) 22
Insanity, see Disorders of the Intellect, 22
- INSIPIENTIA, (INGENITA,) 22
- Intellect, Disorders of the, 22
Intermittent Fever, see Ague, 5
- Internal Ear, Cancer of, (29,) 11
 — — Diseases of, 29
 — — Imperfect, Malformation, (122,) 29
 — — Malformations of, (122,) 29
 — — Organic Disease of, 29
- Internal Strangulation, 51
 — Urethrotomy, Operation, 115
- Intertrigo, 83
- INTESTINA IMPERVIA VEL DEFICIENTIA,
 Deformitas ingenita, (123,) 52
- INTESTINA PERFORATA, 50
 — IN SE SUSCEPTA, 51
- Intestinal Cramp from Pregnancy, 69
Intestinal Worms, see Parasitic Disease of
- Intestines, (118-9,) 51
- Intestines, Abscess in the Subperitoneal Tissue of the, 50
 — Cancer of, (52,) 14
 — Colloid of, (52,) 14
 — Concretions in, (52,) 103
 — Dilatation, 51
 — Diseases of, 50
 — Ectopia of, Malformation, (126,) 51, 52
 — Fistula of, 51
 — Foreign Bodies in, (52,) 103
 — Hæmorrhage of, 51
 — Hernia of, (for subdivision, see Hernia,) 51
 — Hernia, or Ectopia of, Malformation, (126,) 51, 52
 — Internal Strangulation of, 51
 — — Mesenteric, 51
 — — Mesocolic, 51
 — Intussusception of, 51

IRR

- Intestines, Injuries of, (52,) 102
 — Impervious, Malformation, (123,) 52
 — Malformations of, (123, 126,) 51, 52
 — Non-malignant Tumours of, 52
 — Obstruction of, 51
 — Paralysis of, 52
 — Parasitic Disease of, 52
 — Perforation of, 50
 — Polypus of, 52
 — Strangulation of, Internal, 51
 — Stricture of, 51
 — Ulceration of, 50
- Intussusception (of intestine,) 51
- Inversion of the Bladder, 59
 — — Uterus, 66
- Iodine, Poison, 91
- IODUM, Venenum, 91
- IRIDECTOMIA, Opus chirurgicum, 109
- Iridectomy, Operation, 109
- Iris, Diseases of the, 24
 — Fissure of the, Malformation, (124,) 24
 — Malformations of, (124,) 24
 — Wounds of the, 99
- Iritis, 24
 Iritis, Athritic, 24
 — Gonorrhœal, 24
 — Rheumatic, 24
 — Scrofulous, (24,) 14
 — Sequelæ of, 24
 — Syphilitic, (24,) 9
 — Traumatic, 24
- Iron, Poison, 91
- Irreducible Hernia, 51
- Irregular Ague, 5
 — Dentition, 45
- Irregularity of the Heart's Action, 32
 — — Teeth, in form, 45
 — — — in number, 45
 — — — in position, 45
 — — — in time of eruption, 45
- Irritability of the Bladder, 60
- Irritable Stump, 22
- Irritant Poisons, Gastritis from, Note, (49,) 90-95
- Irritants, Mechanical, Poison, 95
- IRRITATIO ORTA EX CIMICE, 89
 — — CRABRONIBUS ET APIBUS, 89
 — — LEPTOTRICE AUTUMNALI, 89
 — — PEDICULO, 89
 — — PULICE, 89
 — — URTICIS, ALISQUE PLANTIS ACULE-
 ATIS, 89

IRR

- Irritation caused by Bees, 89
 — — — Chigoe, 89
 — — — Cimex, 89
 — — — Harvest Bug, 89
 — — — *Leptothrix Autumnalis*, 89
 — — — Nettles, 89
 — — — *Pediculus*, 89
 — — — *Pulex*, 89
 — — — Stinging Insects, 89
 — — — — Plants, 89
 — — — Wasps, 89
 ISCHIAS, 22
 Ischiatic Hernia, 52
Ischuria Renalis, see Suppression of Urine, 58
 Itch, see Scabies, 89
 Ivory Tumour, (12)
- Jaundice, 54
 — manifested at Birth, (126,) 54
 — during Pregnancy, 69
 Jaw, Lower, Absent or Defective, Malformation, 122
 — — Defective Growth of, (122,) 46
 — — Dislocation of, 98
 — — Fracture of, 98
 Jaws, Adhesion of, by Cicatrix, 43
 — Cancer of, (43,) 11
 — Cartilaginous Tumour of, 43
 — Cyst, of, 43
 — Diseases of, 43
 — Fibrous Tumour of, 43
 — Myeloid Tumour of, 43
 — Osseous Tumour of, 43
 — Vascular Tumour of, 43
 JECUR ADIPOSUM, 54
 — LARDACEUM, 54
 — PRÆTER NATURAM EXIGUUM, (54,) 123
 Joints, Abscess of, 78
 — — Pyæmic, of, (78,) 7
 — Ankylosis of, 78
 — Cancer of, (79,) 11
 — Deformity of, from Ankylosis, 78
 — Diseases of, Note, 78

KID

- Joints, Dropsy of, 78
 — Excision of, Operation, 111
 — Extension of Stiff and Deformed, Operation, 111
 — Incision of, Operation, 111
Joints, Loose Body in, see Loose Cartilage in, 79
 Joints, Loose Cartilage in, 79
 — — — Removal of, from, Operation, 111
 — Neuralgia of, 79
 — Non-malignant Tumours of, 79
 — Operations on, Note, 111
 — Perforation of, Note, 79
 — Scrofulous Disease of, (78,) 14
- Keratitis, 24
 — Chronic Interstitial, 24
 — with Suppuration, 24
 KERATITIS INTERIOR LONGA, 24
 — SUPPURANS, 24
 Kidney, Abscess of, 57
 — Absent, Malformation, (124,) 57
Kidney, Amyloid Disease of, see Lardaceous K., 57
 Kidney, Atrophy of, 58
 — Bright's Disease of, 57
 — Calculus of, 58
 — Cancer of, (58,) 11
Kidney, Contracted Granular, see Granular K., 57
 Kidney, Cyst, Simple, of, 58
 — — Urinary, of, (from injury,) 58
 — Diseases of, 57
 — Double, Malformation, (125,) 58
 — Fatty, 57
 — Fibrinous Deposit in, 57
Kidney, Gouty, see Granular K., 57
 Kidney, Granular, 57
 — Hypertrophy of, 58
 — Injuries of, (58,) 102
 — Lardaceous, 57
 — Lobulated, Malformation, (124,) 58
 — Malformations of, (124, 125,) 58
 — Movable, 58

EXPLANATIONS.—The names for common use are printed in Antique type, Latin names proper in ROMAN SMALL CAPITALS, and Synonyms, which are not to be employed in the registration of diseases, in *Italics*. The figures refer to the page where the disease is to be met with; the figures without parentheses indicating where the disease should be registered; and the figures within parentheses where the disease is entered for the sake of classification only, and not for registration.

KID

- Kidney, Non-malignant Tumours of, 58
 — Parasitic Disease of, 58
 — Tubercle of, (58,) 14
Kidney, Waxy, see Lardaceous K., 57
 Knee-joint, Amputation at, 112
 — Dislocation of, 107
Knee, Housemaid's, see Enlarged Bursa Patellæ, 82
 Knee, Knock-, 79
Knee, Out-, see Bow-leg, 79
 Knock-knee, 79
Kyphosis, see Angular Deformity of Spine, 80
- Labia, Eczema of, (67,) 85
 — Inflammation of, 67
 — Oedema of, 67
 Labour, Premature, 71
 LABRUM LEPORINUM, Deformitas ingeni-
 ta, (124,) 42
 Laburnum, Poison, 93
 LAC VENENATUM, Venenum, 94
 LACERATIO ARTERIARUM, (34,) 98-106
 — CAPSULÆ OPACÆ, Opus chirurgicum, 110
 — CEREBRI SINE FRACTURA, 98
 — PERINEI IN PARTURIENTIBUS, 73
 — UTERI IN PARTURIENTIBUS, 73
 — VAGINÆ, 67
 — VAGINÆ IN PARTURIENTIBUS, 73
 — VALVARUM CORDIS, 31
 — VELAMENTORUM HERNIARUM, 52
 — VENTRICULI, 50
 — VESICÆ IN PARTURIENTIBUS, 73
 Laceration of Arteries, (34,) 98-106
 — — Hernial Sac, 52
 — — Bladder during Parturition, 73
 — — Brain, without Fracture, 98
 — — Opaque Capsule, Operation, 110
 — — Perineum during Parturition, 73
 — — Stomach, Spontaneous, 50
 — — Uterus during Parturition, 73
 — — Vagina, 67
 — — — during Parturition, 73
 — — Valves of the Heart, 31
 Lachrymal Apparatus, Abscess of, 26
 — — Diseases of, 26
 — — Fistula of, 26
 — — — Operation for, 109
 — Gland, Diseases of, 26
 — Obstruction, 26
 — — Operation for, 109

LEN

- LACRYMARUM CURSUS INTERCLUSUS, 26
 Lacunar Abscess, 60
 Lardaceous Disease, (17)
 — Kidney, 57
 — Liver, Note, 54
 — Spleen, 55
 Larva of the Gadfly, Parasite, (120,) 52
 Laryngeal Catarrh, 37
 Laryngismus Stridulus, (38,) 21
 Laryngitis, 38
 Laryngotomy, Operation, 114
 LARYNGOTOMIA, Opus chirurgicum, 114
 Larynx, Abscess of, 38
 — Absent or Imperfect, Malformation.
 (123,) 38
 — Burns and Scalds of, (100,) 96
 — Cancer, Epithelial, of, (38,) 11
 — Contraction of, 38
 — Cyst of, 38
 — Diseases of, 37
 — Foreign Bodies in, (38,) 100
 — Fracture of the Cartilages of, 100
 — Injuries of, (38,) 96-100
 — Malformations, (123,) 38
 — Non-malignant Tumours of, 38
 — Necrosis of the Cartilages of, 38
 — Phthisical Disease of, Note, (38,) 14
 — Polypus of, 38
 — Syphilitic Disease of, Note, (38,) 9
 — Ulcer of, Note, 38
 — Warty Growth of, 38
 LARYNX ET TRACHEA AUT NULLA AUT IN-
 CHOATA, Deformitas ingeni-
 ta, (123,) 38
 Lateral Curvature of the Spine, 80
 Lathyrus, Poison, 94
 — Paralysis from, (21,) 94
 Laurel Water, Poison, 92
 Lead, Poison, 90
 — Blue Gum from, (45,) 90
 — Colic, (52,) 90
 — Palsy, (21,) 90
 — Stain of Conjunctiva from, (90,) 23
 Leg, Amputation of, Operation, 112
 — Fracture of, (both bones,) 106
 Lens, Depression of, Operation, 110
 — Diseases of, 25
 — Dislocation of, from Contusion, 99
 — Extraction of, Operation, 109
 — Malformations of, (126,) 25
 — Congenital Cataract of, (126,) 25
 — Parasitic Disease of, 25

- LEN
- Lens, Solution of, Operation, 109
 — Wounds of, 99
 Lentigo, 86
Lepra, see Psoriasis, 84
 LEPRÆ VERÆ, (87,) 13
 Leprosy, True, Definition, (87,) 13
 Leptomiti, Parasites, 121
 Leptothrix Autumnalis, Irritation caused by, 89
 Leptothrix Buccalis, Parasite, (120,) 42
 Leucocythæmia, 55
 Leucoderma, 86
Leucoma, see Opacity of the Cornea, 24
Leucorrhœa, see Catarrh of the Vagina, 66
 — — — — during Pregnancy, 70
 — of the Uterus, see Catarrh of, 65
 Lichen, Note, 84
Lichen Lividus, see Purpura, Note, (84,) 15
 LIEN LARDACEUS, 55
Lien Cereus, vide LIEN LARDACEUS, 55
 Ligaments, Relaxation of, 79
 LIGATURA ARTERIARUM, Opus chirurgicum, 110
 Ligature of Arteries, Operation, 110
 Lightning Stroke, 96
 Limbs, Operation for Cicatrices of, 115
 Linear Atrophy of the Skin, 87
 LINGUA FRENATA, 47
 Lip, Hare-. (For subdivision, see Harelip, (124,) 42
 — — Operation for, 116
Lipoma, see Fatty Tumour, (12)
 Lips, Cancer of, (42,) 11
 — Cyst of, 42
 — Diseases of, 42
 — Fissure of, Malformation, (124,) 42
 — Malformations of, (124,) 42
 — Operation for Cicatrices of, 115
 — Scrofulous Hypertrophy of, (42,) 14
 — Syphilitic Ulcer of, (42,) 9
 — Ulcer of, 42
 LIPPITUDO, 23
 LITHOTOMIA, 114
 Lithotomy, 114
- LOC
- Lithotomy, Bilateral, 114
 — Lateral, 114
 — Median, 114
 — Recto-perineal, 114
 — Supra-pubic, 114
 LITHOTRIPSIS, 114
 Lithotrity, 114
 Liver, Abscess of, Note, 54
 — — — Pyæmic, (54,) 7
 — Acute Atrophy of, 54
Liver, Amyloid Disease of, see Lardaceous L., 54
 Liver, Cancer of, (54,) 11
 — Cirrhosis of, 54
 — Colloid of, (54,) 11
Liver, Congestion of, see Simple Enlargement of, 54
 Liver, Cyst of, 54
 — Diseases of, 54
 — Fatty, 54
 — Fibroid Deposit of, 54
 — Injuries of, (54,) 102
 — Lardaceous, Note, 54
 — Malformations of, (123,) 54
 — Non-malignant Tumours of, 54
 — Parasitic Disease of, 54
 — Preternaturally small, Malformation, (123,) 54
 — Pyæmic Inflammation and Abscess of, (54,) 7
Liver, Scrofulous Disease of, see Lardaceous L., Note, 54
 Liver, Simple Enlargement of, 54
 — Syphilitic Deposit of, (54,) 9
 — Thickening of the Capsule of, 54
 — Tubercle of, (54,) 14
Liver, Waxy, see Lardaceous L., 54
 LOBELIA INFLATA, Venenum, 93
 Lobular Pneumonia, 39
 Local Cancer, 11
 — Colloid, 11
 LOCAL DISEASES, Explanation, 16
 — Diseases, Arrangement of, (16)
 — Injuries, General Note, 97

EXPLANATIONS.—The names for common use are printed in Antique type, Latin names proper in ROMAN SMALL CAPITALS, and Synonyms, which are not to be employed in the registration of diseases, in *Italics*. The figures refer to the page where the disease is to be met with; the figures without parentheses indicating where the disease should be registered; and the figures within parentheses where the disease is entered for the sake of classification only, and not for registration.

LOC

- Local Paralysis, Note, 20
 — Scrofulous Affections, Note, 14
 — Syphilitic Affections, 9
 LOCO MOTA OSSA IN MEMBRIS INFERIORIBUS, 107
 — — — MEMBRIS SUPERIORIBUS, 105
 — — PATELLA, 107
 — — TARSII OSSA, 107
 — MOTÆ PHALANGES MANUS, 105
 — MOTUM CAPUT SURÆ, 107
 — — FEMUR, 107
 — — GENU, 107
 — — JUGULUM A PARTE OSSIS PECTORIS, 105
 — — — — SCAPULARUM, 105
 — — OS CALCIS, 107
 — MOTUS ASTRAGALUS, 107
 — — CARPUS PRIMAQUE PARS PALMÆ, 105
 — — CUBITUS, 105
 — — HUMERUS, 105
 — — METATARSUS ET PHALANGES, 107
 — — PES CIRCA TALOS, 107
 — — PES CALCANEUM INTER ASTRAGULUMQUE, 107
 — — POLLEX MANUS, 105
 Locomotion, Diseases of the Organs of, 77
 Locomotor Ataxy, 20
 LOLIUM TEMULENTUM, Venenum, 93
 Long-sight, 26
 Loose Bodies in the Tunica Vaginalis, 63
Loose Body in Joint, see *Loose Cartilage in Joint*, 79
 Loose Cartilage in Joint, 79
 — — Removal of, from Joint, Operation, 113
Lordosis, see *Anterior Curvature of the Spine*, 80
Loss of Eyelashes, see *Madarosis*, 27
 Loss or Perversion of the Sense of Smell, 30
 Lower Extremities Conjoined, Malformation, 125
 — — Absent, Malformation, 122
 — — Injuries of, (for their subdivision, see *Extremity, Lower, Injuries of*.) 106
 Lower Extremity, one Absent, Malformation, 122
 Lower Jaw Absent or Defective, Malformation, (123,) 46
 Lumbago, 8
 Lumbar Abscess, 80

MAL

- Lumbar Hernia, 51
 Lung, Abscess of, 39
 — — — Pyæmic, (39,) 7
 — Absent or Deficient, Malformation, (123,) 40
 — Acute Miliary Tuberculosis of, (40,) 14
 — Cancer of, (40,) 11
 — Cirrhosis of, 40
 — Collapse of, 40
 — Congestion of, Passive, 40
 — Diseases of, 39
 — Ectopia of, Malformation, (126,) 40
 — Emphysema of, 40
 — — Interlobular, 40
 — — Vesicular, 40
 — Foreign Bodies in, (40,) 100
 — Gangrene of, 39
 — Hernia or Ectopia of, Malformation, (126,) 40
 — Injuries of, (40,) 101
 — Malformations of, (123, 126,) 40
 — Œdema of, 40
 — Parasitic Disease of, 40
 — Pyæmic Inflammation and Abscess of, (39,) 7
 — Rupture of, from injury, 101
 — Syphilitic Deposit in, (40,) 9
 — Tuberculosis of the, Acute Miliary, (40,) 14
 — Wound of, 101
 Lupus, Definition, (29, 88,) 13
 — Chronic, 13
 — Exedens, Definition, 13
 Lymphatic Fistula, 35
 Lymphatics, Bursting of, 36
 — Inflammation of, 35
 — Obliteration of, 35
 — Obstruction of, 35
 — Suppuration of, 35
 — Varicosity of, 35
 — Wounds of, (36,) 108
 MACULA ARGENTEA, 88
 MACULÆ METALLICÆ IN CONJUNCTIVA, 23
 Madarosis, 27
Madura Foot, see *Mycetoma*, 89
 MAGNITUDO MUTATA, (16)
 MALA CONCOCTIONIS APPARATUS GRAVIDIS INCIDENTIA, 69
 — GENITALIUM GRAVIDIS INCIDENTIA, 70
 — GRAVIDIS INCIDENTIA, 68

MAL

- MALA NERVORUM APPARATUS GRAVIDIS INCIDENTIA, 68
 — PARTURIENTIBUS INCIDENTIA, 71
 — PUERPERIS INCIDENTIA, 73
 — SANGUINIS APPARATUS GRAVIDIS INCIDENTIA, 69
 — SPIRITUS ORGANORUM GRAVIDIS INCIDENTIA, 69
 — STRUMOSA SINGULARIA, 14
 — SYPHILITICA FAUCIUM ET TONSILLARUM, 48
 — — PARTIUM SINGULARUM, 9
 — — PHARYNGIS, (48,) 9
 — URINÆ APPARATUS GRAVIDIS INCIDENTIA, 70
 Male Mamilla, Cancer of, (77,) 11
 — — Cyst of, 77
 — — Diseases of, 77
 — — Hypertrophy of, 77
 — — Inflammation of, 77
 — — Non-malignant Tumours of, 77
 Male Organs of Generation, Diseases of, 62
 — — — — Malformations of, (124, 126,) 62, 63
 Malformation, (17)
MALFORMATIONS, CONGENITAL, 122
 Malformations of the Anus, (123,) 53
 — — Arteries, (123,) 34
 — — Auricle, (122,) 28
 — — Bladder, (125, 126,) 59
 — — Body generally, 122
 — — Bones, (122, 125,) 78
 — — Brain, (122, 126,) 19
 — from Coalescence of parts which should remain distinct, 125
 — — Coalescence of two Fœtuses or their parts, 126
 — of the Digestive System, (123,) 45, 49, 52, 53
 — from Displacements and unusual Positions of parts of the Fœtus, 126
 — from Apparent Duplication, 125
 — of the Ear, (122, 126,) 28, 29

MAL

- Malformations of the External Meatus, (122,) 28
 — — Eye, (122, 124, 126,) 24-27
 — — Eyelids, (122,) 27
 — — Fauces and Palate, (124,) 48
 — — Female Organs of Generation, (124, 125,) 64, 66, 67
 — — Heart, (123, 125, 126,) 31, 32
 — — of the Muscular Structure, (123,) 32
 — — — — Valves, (123, 125,) 31
 — — Hepatic Ducts and Gall-bladder, (123, 124,) 55
 — from Incomplete Coalescence of parts, 124
 — — — — Anterior Median Plane, 124
 — — — — Posterior Median Plane, 125
 — from Incomplete Development, 122
 — of the Internal Ear, (122,) 29
 — — Intestines, (123, 126,) 51, 52
 — — Iris, (124,) 24
 — — Kidney, (124, 125,) 58
 — — Larynx, (123,) 38
 — — Lens and its Capsule, (126,) 25
 — — Lips, (124,) 42
 — — Liver, (123,) 54
 — — Lung, (123, 126,) 40
 — — Male Organs of Generation, (124, 126,) 62, 63
 — — Nervous System, (122, 125, 126,) 19, 20
 — — Nose, (122, 124,) 30
 — — Œsophagus, (123,) 49
 — — Organs of Special Sense, (122,) 24-30
 — — Ovary, (124,) 64
 — — Palate and Fauces, (124,) 48
 — — Penis, (124,) 62
 — — Pericardium, (123,) 30
 — from repetition or duplication of parts, 125
 — of the Rectum and Anus, (123,) 53
 — — Respiratory System, (123, 126,) 38-40
 — — Scrotum, (125,) 62
 — — Spinal Cord, (122, 125,) 20
 — — Spine, (125,) 80

EXPLANATIONS.—The names for common use are printed in Antique type, Latin names proper in ROMAN SMALL CAPITALS, and Synonyms, which are not to be employed in the registration of diseases, in *Italics*. The figures refer to the page where the disease is to be met with; the figures without parentheses indicating where the disease should be registered; and the figures within parentheses where the disease is entered for the sake of classification only, and not for registration.

- MAL
- Malformations of the Spine, Deformity from,** (125,) 80
- — Teeth, Gums, and Alveoli, 45
 - — Testicle, (124, 126,) 63
 - — Trachea and Bronchi, (123,) 39
 - — Urethra, Male, (125, 126,) 61
 - — Urinary System, (124, 126,) 58, 59, 61
 - — Uterus, (124, 125,) 66
 - — Vascular System, (123, 125, 126,) 30-32, 34
 - of the Vagina, (124, 125,) 67
 - — Vulva, (external female parts,) (124,) 67
- Malignant Cholera, Definition,** (52,) 5
- Malignant Disease, see Cancer, 9*
- *Local Fevers, see Remittent Fever, Note, 5*
 - *Polypus of the Nose, see Cancer of, 30*
 - *Purpuric Fever, see Cerebro-Spinal Fever, Definition, (18,) 4*
- Malignant Pustule, Definition,** (87, 95,) 6
- Scarlet Fever, Definition, 4
- Malposition of the Testicle, 63**
- MALUM ALEPPENSE, 88
- Mamilla, Male, Diseases of,** (for their subdivision, see **Male Mamilla,**) 77
- Mammary Tumour, Chronic, 76**
- Mania, Definition, 22**
- Acute, 22
 - Chronic, 22
 - from Pregnancy, 69
 - Puerperal, 74
 - — from Lactation, 74
 - — — Parturition, 74
- MANIA ACUTA, 22
- GRAVIDARUM, 69
 - LONGA, 22
 - PUERPERARUM, 74
 - — A PARTU, 74
 - — LACTANTIUM, 74
- MANUS CURTA, 81
- PEDESQUE SCAPULARUM ET COXARUM OSSIBUS INSERTI, Deformitas ingenita, 122
- MANUUM PEDUMQUE DIGITI NUMERO DEFICIENTES, Deformitas ingenita, 122
- Mastodynia, 76**
- from Pregnancy, 68
- Mastoid Cells, Diseases of, 28**
- MAXILLA LOCO MOTA, 98
- INFERIOR AUT NULLA AUT CURTA, Deformitas ingenita, (122,) 46
- MEM
- MAXILLARUM COHERENTIA EX CICATRICE, 43
- Measles, Definition, 3**
- Meat, Decayed, Poison, 94**
- Diseased, Poison, 94
 - Poisoned, 94
- Meatus, External, closed, Malformation, (122,) 28**
- — Diseases of the, (for subdivision, see **External Meatus, Diseases of,**) 28
- Meatus Urinarius, Vascular Tumour of, 67**
- Mechanical Injuries of the Alveoli, 46**
- — — Dental Periosteum, 46
 - — — Teeth, 46
- Irritants, Poisons, 95
 - Obstacles to the action of the Uterus during Parturition, 71
- Mediastinum, Abscess of, 41**
- Cancer of, (41,) 11
 - Diseases of, 41
 - Non-malignant Tumours of, 41
 - Wound of the Anterior, 101
- MEDULLA FLUIDA ALBENS, 20
- SPINÆ AUT NULLA AUT INCHOATA, Deformitas ingenita, 122
- Medullary Cancer, Definition, 10**
- — of the Female Breast, (75,) 11
 - — — Uterus, (66,) 11
- Meibomian Glands, Abscess in, 26**
- Melæna, 51**
- Melancholia, Definition, 22**
- Melanosis, see Melanotic Cancer, Definition, 10*
- Melanotic Cancer, Definition, 10**
- Melasma, 86**
- Melasma Addisoni, see Addison's Disease, (86,) 37*
- MEMBRA INFERIORA COMMISSA, Deformitas ingenita, 125
- MEMBRANA TYMPANI PERFORATA, 28
- VULVÆ IMPERVIA, 67
- MEMBRANÆ PERFORATÆ DUCTUUM JECINORIS ET VESICULÆ FELLIS, 55
- Membrana Tympani, Diseases of, 28**
- — Inflammation of, 28
 - — Injuries of, (28,) 98
 - — Perforation of, 28
 - — Ulceration of, 28
- MEMBRORUM DISTENTIO, 21
- — INFANTILIS, 21

MEM

- MEMBRORUM DISTENTIO IN PARTURIENTIBUS, 73
 — — — PUERPERIS, 74
 Meningitis, Definition, 18
Meningitis, Epidemic Cerebro-spinal, see Cerebro-spinal Fever, (18,) 4
 Meningitis, Spinal, Definition, 19
 — Tubercular, (18,) 14
Meningitis Epidemica Cerebrospinalis, vide FEBRIS CEREBROSPINALIS, (18,) 4
 MENINGITIS SPINALIS, 19
 — TUBERCULOSA, (18,) 14
 Menorrhagia, 68
 MENSTRUUA DIFFICILIA, 68
 — EXILIA, 68
Menstrua nonprovenientia, vide AMENORRHŒA, 68
 MENSTRUUA IMMODICA, 68
 — VICARIA, 68
 Menstruation, Absent, 68
Menstruation, Deficient, see Scanty Menstruation, 68
 — during Pregnancy, see Sanguineous Discharge during P., 70
 — excessive, see Menorrhagia, 68
 — painful, see Dysmenorrhœa, 68
 Menstruation, Vicarious, 68
 — Scanty, 68
Mentagra, see Sycosis, 86
 Mercurial Inflammation of the Gums and Dental Periosteum, (90,) 44
 — Tremor, (21,) 90
 Mercury, Poison, 90
 Mesenteric Glands, Abscess of, 56
 — Cancer of, (56,) 11
 — Diseases of, 56
 — Enlargement of, 56
 — Inflammation of, 56
 — Non-malignant Tumors of, 56
 — Tubercle of, (56,) 14
 Metacarpus, Fracture of the, 105
 METALLA ET SALES METALLICI, Venena, 90
 Metallic Poisons, 90
 — Stains of the Conjunctiva, (90, 91,) 23
 METALLIS SIMILIA, Venena, 91

MOR

- Metalloids, Poisons, 91
 Metatarsal Bones, Amputation at, 112
 Metatarsus and Phalanges, Dislocation of, 107
 METRALGIA GRAVIDARUM, 70
 Metritis Consequent on Parturition, 74
 — During Pregnancy, 70
 Metroperitonitis, (56,) 74
 Microsporon Audouini, Parasite, (121,) 88
 — Furfur, Parasite, (121,) 89
 — Mentagrophytes, (Parasite, 121,) 86
 Miliaria, 85
 Miliary Tubercle of the Brain, 19
 Milk, Deficiency of, 75
 — Fever, 73
 — Poisonous, 94
 Millstone-makers' Phthisis, 40
 Miners' Asthma, 40
 Mineral Substances, Wound poisoned by, 95
 Mitral Valve, Disease of the, 30
 Modified Small-pox, 3
Mole, see Nævus Pilaris, 87
Mollities Atrophica Cerebri, vide CEREBRUM FLUIDUM ALBENS, 19
 Mollities Ossium, 77
 Molluscum, (12,) 88
 Monkshood, Poison, 92
 Monoculus, Malformation, (125,) 26
 MORBI ALVEOLORUM, 44
 — ANI, 52
 — A PARTU IPSO APPARENTES, 126
 — APPENDICUM MUSCULORUM, 82
 — ARTERIARUM, 32
 — — CEREBRI, 19
 — ARTICULORUM, 78
 — AURICULÆ, 27
 — AURIS, 27
 — — INTERIORIS, 29
 — CAPSULARUM SUPRARENALIUM, 37
 — CELLARUM MASTOIDEARUM, 28
 — CEREBRI, 18
 — CHOROIDIS ET RETINÆ, 25
 — COLIS, 62

EXPLANATIONS.—The names for common use are printed in Antique type, Latin names proper in ROMAN SMALL CAPITALS, and Synonyms, which are not to be employed in the registration of diseases, in *Italics*. The figures refer to the page where the disease is to be met with; the figures without parentheses indicating where the disease should be registered; and the figures within parentheses where the disease is entered for the sake of classification only, and not for registration.

MOR

- MORBI CONCOCTIONIS APPARATUS, 42
 — CONJUNCTIVÆ, 23
 — CORDIS, 30
 — CORNEÆ, 24
MORBI CORPORIS UNIVERSI, 3
 MORBI CORPORIS VITREI, 25
 — CUTIS APPARATUS, 83
 — DENTIUM IPSORUM, 43
 — DUCTUUM JECINORIS ET FELLIS VESICULÆ, 55
 — ENDOCARDII, 30
 — FAUCIUM ET PALATI, 47
 — FORAMINIS AURIS, 28
 — FUNICULI SEMINALIS, 62
 — GENITALIUM, 62
 — — VIRILIUM, 62
 — GINGIVARUM, 44
 — GLANDULÆ LACRYMARUM, 26
 — — PROSTATÆ, 60
 — — THYMI, (41,) 37
 — — THYROIDIS, 36
 — GLANDULARUM BRONCHIALIUM, (36,) 41
 — — CÆCARUM, 36
 — — MESENTERII, 56
 — — SALIVOSARUM, 49
 — INTESTINORUM, 50
 — IRIDIS, 24
 — ITINERIS URINÆ VIRILIS, 61
 — JECINORIS, 54
 — LABRORUM, 42
 — LACRYMARUM APPARATUS, 26
 — LARYNGIS, 37
 — LENTIS CAPSULÆQUE, 25
 — LIENIS, 55
 — LIGAMENTI LATI, 65
 — LINGUÆ, 46
 — LOCORUM VIRGINALIIUM, 64
 — MAMMÆ FEMINEÆ, 75
 — MAMILLÆ VIRILIS, 77
 — MAXILLARUM ANTRIQUE, 43
 — MEDIASTINI, 41
 — MEDULLÆ DENTIUM, 44
 — MEDULLÆ ET MEMBRANARUM IN SPINA, 19
 — MEMBRANÆ TYMPANI, 28
 — — CELLULOSÆ, 82
 — — MUCOSÆ TYMPANI, 28
 — MUSCULORUM, 80
 — — APPARATUS, 80
 — — CORDIS, 31
 — NARIUM, 37

MOR

- MORBI NASI, 29
 — NERVORUM, 20
 — — APPARATUS, 18
 — OCULORUM, 23
 — OESOPHAGI, 49
 — ORGANORUM ABSORBENTIUM, 35
 — — CORPUS MOVENTIUM, 77
 — ORIS, 42
 — OSSICULORUM TYMPANI, 28
 — OSSIUM, 77
 — OVARIUM, 64
 — PALATI, 47
 — PALPEBRARUM, 26
 — PANCREATIS, 55
 — PARTIUM INTRA ORBITAS SITARUM, 27
MORBI PARTIUM SINGULARUM, (16)
 MORBI PERICARDII, 30
 — PERIOSTEI DENTIUM, 44
 — PERITONÆI, 56
 — PHARYNGIS, 48
 — PLEURÆ, 40
 — PULMONIS, 39
 — RECTI INTESTINI, 52
 — RENUM, 57
 — SANGUINIS APPARATUS, 30
 — SCLEROTICÆ, 24
 — SCROTI, 62
 — SINGULARES DENTIUM, 44
 — SPINÆ, 80
 — SPIRITUS ORGANORUM, 37
 — — — NON PRIVATIM SINGULORUM, 37
 — TENDINUM, 81
 — TESTICULI, 63
 — TRACHEÆ ET BRONCHIORUM, 38
 — TUBI EUSTACHIANI, 28
 — — FALLOPIANI, 65
 — TUNICÆ VAGINALIS, 63
 — TYMPANI, 28
 — URINÆ APPARATUS, 57
 — UTERI, 65
 — VAGINÆ, 66
 — VALVARUM CORDIS, 30
 — VASORUM SANGUIFERORUM, 32
 — VELAMENTORUM HERNIARUM, 52
 — VENARUM, 34
 — VENTRICULI, 49
 — VESICÆ, 58
 — VULVÆ, 67
 Morbid Exhalations, Poison, 94
 — Secretions, Wound poisoned by, 95
 MORBILLI, 3

MOR

- MORBUS INHÆRENS AURIS INTERIORIS, 29
 — ADDISONI, 37
Morbus Amylodes, vide M. LARDACEUS, (17)
 MORBUS ARTERIARUM CORONARIARUM, 32
 — BRIGHTII, 57
 — — ACUTUS, 57
 — — LONGUS, 57
Morbus Cereus, vide M. LARDACEUS, (17)
 MORBUS COLLODES, (17,) 11
 — — INTESTINORUM, (52,) 11
 — — JECINORIS, (54,) 11
 — — LIENIS, (56,) 11
 — — MAMMÆ FEMINEÆ, (76,) 1
 — — MUSCULORUM, (80,) 11
 — — PANCREATIS, (55,) 11
 — — PERITONÆI, (56,) 11
 — — VENTRICULI, (50,) 11
 Morbus Coxæ, (78,) 14
 MORBUS CYSTICUS TESTICULI, 63
 — LARDACEUS, (17)
Morbus Malignus, vide CARCINOMA, 9
 MORBUS PARASITICUS, (17)
 — — BRONCHIORUM, 39
 — — CAVI CITERIORIS OCULI, 24
 — — CEREBRI, 19
 — — CONJUNCTIVÆ, 23
 — — CUTIS APPARATUS, 88
 — — DUCTUUM JECINORIS, 55
 — — INTESTINORUM, 52
 — — JECINORIS, 54
 — — LENTIS CAPSULÆQUE, 25
 — — LIENIS, 56
 — — MAMMÆ FEMINEÆ, 76
 — — MEMBRANÆ CELLULOSÆ, 82
 — — MUSCULORUM, 81
 — — — CORDIS, 32
 — — ORBITÆ, 27
 — — ORIS, 42
 — — OSSIUM, 78
 — — OVARIUM, 64
 — — PERITONÆI, 56
 — — PULMONIS, 40
 — — RECTI INTESTINI, 53
 — — RENUM, 58

MUS

- MORBUS PARASITICUS SPINÆ, 80
 — — TRACHEÆ ET BRONCHIORUM, 39
 — — VENARUM, 35
 — — VENTRICULI, 50
 — — VESICULÆ FELLIS, 55
 — REGIUS, 54
 — STRUMOSUS GLANDULARUM, (36,) 14
 — — TONSILLARUM, (48,) 14
 — SYPHILITICUS, (17)
 — — CEREBRI, (19,) 9
 — — OSSIUM, (78,) 9
 — — TESTICULI, (63,) 9
 MORS REPENTINA POST PARTUM, 75
 MORULA, 88
 Movable Bodies in Hernial Sac, 52
 — Kidney, 58
 Mouldy Bread, Poison, 94
 Mouth, Cancer of, 42
 — Diseases of, Note, 42
 — Parasitic Disease of, 42
 — Wound of the Neck from the, 100
 Mucous Cyst, (13)
 — — of the Vulva, 67
 Multiple Injury, Note, 96
 Mumps, Definition, (49,) 6
 Muscæ Volitantes, 25
 Muscles, Abscess of, 80
 — Atrophy of, 80
 — — — Progressive, (20,) 80
 — Cancer of, (80,) 11
 — Colloid of, (81,) 11
 — Contraction of, 81
 — Cyst of, 81
 — Diseases of, 80
 — Erectile Tumour of, 81
 — Exhaustion of, 81
 — Fatty Degeneration of, 80
 — Gangrene of, 80
 — Inflammation of, 80
 — Non-malignant Tumours of, 81
 — Ossification of, 80
 — Parasitic Disease of, 81
 — Progressive Atrophy of, (20,) 80
 — Rupture of, (81,) 108

EXPLANATIONS.—The names for common use are printed in *Antique type*, Latin names proper in *ROMAN SMALL CAPITALS*, and Synonyms, which are not to be employed in the registration of diseases, in *Italics*. The figures refer to the page where the disease is to be met with; the figures without parentheses indicating where the disease should be registered; and the figures within parentheses where the disease is entered for the sake of classification only, and not for registration.

MUS

- Muscles, Spasm of, 81
 — Syphilitic Deposit in, (80,) 9
 Muscular Atrophy, Progressive, (20,) 80
 Muscular Rheumatism, Definition, 8
 — System, Diseases of the, 80
 Mussels, Poisonous, 94
 MUTATIO LOCI ET POSITURA INUSITATA IN
 FETU INGENITA, Deformitas ingen., 126
 Mycetoma, 89
 Mycodermis, Parasites, 121
 Myelitis, Definition, 20
 Myeloid Tumour, Definition, (12)
 — of Bones, 78
 Myocarditis, 31
 Myotomy, Operation, 115
 MYOTOMIA, Opus chirurgicum, 115
- Nævus, (12,) 87
 — Pilaris, 87
 — Vascularis, (87,) 35
 NÆVUS VASCULOSUS, (87,) 35
 Nail, Ingrown, 88
 Narrowing of Arteries, 33
 Nasal Catarrh, see Coryza, 37
 Naso-pharyngeal Polypus, 29
 NASUS CURTUS, Deform. ingen., (123,) 30
 — PROBOSCIDI SIMILIOR, Deformitas in-
 genita, (123,) 30
 Nausea and Vomiting from Pregnancy, 69
 Neck, Cicatrices of, Operation for, 115
 — Contusions of, 100
 — Injuries of, 100
 — — Vessels of, 100
 — Wound of, 100
 — — — Cut-throat, 100
 — — — Gunshot, 100
 — — — from the Mouth, 100
 — — — Superficial, 100
 Neck, Wry-, 96
 Necrosis, 77
 — Acute, 77
 — of the Alveoli, 44
 — — Cartilages of the Larynx, Note, 38
 — — — — Phthisical, Note, (38,) 14
 — — — — Syphilitic, Note, (38,) 9
 — — — — Trachea, Note, 39
 — — — — Phthisical, Note, (39,) 14
 — — — — Syphilitic, Note, (39,) 9
 — — Dental Tissue, 43
 — — Petrous Bone, 29
 — — Spine, 79

NEU

- Necrosis, Phosphoric, of the Alveoli, (91,) 45
 NECROSIS ACUTA, 77
 — CARTILAGINUM LARYNGIS, 38
 — — — PHTHISICA, (38,) 14
 — — — SYPHILITICA, (38,) 9
 — CARTILAGINUM TRACHEÆ, 39
 — — — PHTHISICA, (39,) 14
 — — — SYPHILITICA, (39,) 9
 — SPINÆ, 79
 Neglect, 96
 Nephritis, Acute Desquamative, see Acute
 Bright's Disease, 57
 — Chronic Desquamative, see Granular Kid-
 ney, 57
 Nephritis, Suppurative, Definition, 57
 Nephritis Desquamans Acuta, vide MORBUS
 BRIGHTII ACUTUS, 57
 — Desquamans Longa, vide RENES GRANU-
 LOSI, 57
 NEPHRITIS SUPPURANS, 57
 Nerves, Atrophy of, 20
 — Cancer of, (20,) 11
 — Continuity of, with Nervous Centres, in-
 complete, Malformation, (122,) 19
 — Diseases of, 20
 — Inflammation of, 20
 — Injuries of the Cerebral, 98
 NERVORUM CUM CENTRIS SUIS IMPERFECTA
 COMMISSURA, Deform. ingen., (123,) 19
 Nervous System, Diseases of, 18
 — — Disorders of, from Pregnancy, 68
 — — Malformations of, 122
 Nettle Rash, see Urticaria, 83
 Nettles, Irritation caused by, 89
 Neuralgia, 21
 — of the Anus, 53
 — — Bladder, 60
 — Facial, 21
 Neuralgia of the Breast, Female, see MASTO-
 DYNIA, 76
 Neuralgia of Joints, 79
 — from Pregnancy, 68
 — of the Rectum, 53
 — — Spermatic Cord, 63
 — — Testicles, 64
 NEURALGIA FACIEI, 21
 — ARTICULORUM, 79
 — FUNICULI SEMINALIS, 63
 — GRAVIDARUM, 68
 Neuralgia Mammæ Fœmineæ, vide MASTO-
 DYNIA, 76

NEU

- NEURALGIA RECTI INTESTINI ET ANI, 53
 — FRONTIS, (22,) 5
 — TESTICULI, 64
 — VESICÆ, 60
 Neuroma, Definition, (11,) 20
 NEUROTOMIA, Opus chirurgicum, 114
 Neurotomy, 114
 Newly Born, Inflammatory Induration of the, 82
 Nicotia, Poison, 93
 Nipple, (of the Female Breast,) Chapped, 75
 — — — — Depressed, 75
 — — — — Ulcerated, 75 *
 Nitric Acid, Poison, 91
 Nitro-benzole, Poison, 92
 NITROBENZOLEUM, Venenum, 92
 Nitrous Acid Vapour, Poison, 94
 Nodes, 77
 NODI OSSIIUM, 77
 Non-malignant Tumours and Cysts, List of the, Explanation, (11)
 Non-malignant Tumours, (17)
 — — of the Abdomen, see — — of the Peritoneum, 56
 — — of the Antrum, 43
 — — — Auricle, 28
 — — — Bones, 78
 — — — Bladder, 59
 — — — Brain, 19
 — — — Breast, Female, 76
 — — — Bronchi, 39
 — — — Bronchial Glands, (36,) 41
 — — — Cellular Tissue, 82
 — — — Conjunctiva, 23
 — — — Fauces, 48
 — — — Gums, 44
 — — — Intestines, 52
 — — — Jaws, 43
 — — — Joints, 79
 — — — Kidney, 58
 — — — Larynx, 38
 — — — Liver, 54
 — — — Male Mammilla, 77

NOS

- Non-malignant Tumours of the Mediastinum, 41
 — — — Mesenteric Glands, 56
 — — — Muscle, 81
 — — — Nerves, 20
 — — — Nose of the Septum, 30
 — — — Orbit, 27
 — — — Ovary, 64
 — — — Palate, 48
 — — — Penis, 62
 — — — Peritoneum, 56
 — — — Pleura, 41
 — — — Prostate Gland, 60
 — — — Rectum, 53
 — — — Salivary Glands, 49
 — — — Scrotum, 62
 — — — Skin, 87
 — — — Spermatic Cord, 63
 — — — Spinal Cord, 20
 — — — Spine, 80
 — — — Stomach, 50
 — — — Tendons, 81
 — — — Testicle, 63
 — — — Thymus Gland, 37
 — — — Tongue, 47
 — — — Trachea, 39
 — — — Tonsils, 48
 — — — Uterus, 66
 — — — Vagina, 67
 — — — Vulva, 67
 Nose, Abscess of the Septum of the, 29
 — Absent, Malformation, (122,) 30
 — Cancer of, (29,) 11
 — — of the Skin of the, (29,) 11
 — Diseases of, 29
 — Fissure of, Malformation, (124,) 30
 — Foreign Bodies in, (30,) 98
 — Hypertrophy of, 29
 — — of the Pituitary Membrane of the, 29
 — imperfect, Malformation, (123,) 30
 Nose, Lipoma of, see Hypertrophy of, 29
 Nose, Lupus of, (29,) 13
 — Malformations of, (123, 124,) 30

EXPLANATIONS.—The names for common use are printed in Antique type, Latin names proper in ROMAN SMALL CAPITALS, and Synonyms, which are not to be employed in the registration of diseases, in *Italics*. The figures refer to the page where the disease is to be met with; the figures without parentheses indicating where the disease should be registered; and the figures within parentheses where the disease is entered for the sake of classification only, and not for registration.

NOS

- Nose, Malignant Polypus of*, see *Cancer of*, (29,) 11
Nose, Non-malignant Tumours of the Septum of the, 30
 — Operation for Cicatrices of the, 115
 — Perforation of the Septum of the, 29
 — Polypus of, 29
 — — Fibrous, 29
 — — Gelatinous, 29
 — — Naso-pharyngeal, 29
 — Resembling a Proboscis, Malformation, (123,) 30
 — Sebaceous Cyst of, 29
 — Ulceration of the Pituitary Membrane of the, 29
 — Wart of, 29
Nostrils, Diseases of, 37
 — Plugging of, for Hæmorrhage, Operation, 111
Noxious Effluvia, Poison, 94
Nux Vomica, Poison, 93
Nyctalopia, 26
- OBESITAS, 82
 — CORDIS, 31
Obesity, 82
Oblique Inguinal Hernia, 51
Obliteration of Arteries, 33
 — — Lymphatics, 35
 — — Veins, 34
 OBSTRUCTIO DUCTUUM JECINORIS ET VESICULÆ FELLIS, 55
 — DUCTUS PANCREATIS, 55
 — INTESTINORUM, 51
 — TUBI EUSTACHIANI, 28
Obstruction of the Hepatic Ducts and Gall Bladder, 55
 — — Eustachian Tube, 28
 — — Intestines, 51
 — Lachrymal, 26
 — of Lymphatics, 35
 — — Pancreatic Duct, 55
 — — Thoracic Duct, Note, 35
 — — Vena Portæ, 54
 — — Veins, 34
Obstructive Valve-disease of the Heart, 31
Obturator Hernia, 52
Occlusion of Arteries, 33
 — — Fallopian Tube, 65
 — — Orifice of the Uterus, 66
 — — Canal of the Uterus, 66

OPA

- Occlusion of Vulva*, 67
 OCULI CURTI, Deformitas ingen., (122,) 26
 OCULUS FUNDITUS INJURIA CONVULSUS, (99,) 26
Odontoid Process, Spontaneous Fracture of the, 79
 ODORATUS PERDITUS VEL PERVERSUS, 30
Œdema of the Glottis, 38
 — — Labia, 67
 — — — from Pregnancy, 69
 — — Lower Extremities, from Pregnancy, 69
 — — Lungs, 40
 — — Scrotum, 62
 — — Sub-conjunctival Tissue, 23
 ŒDEMA GLOTTIDIS, 38
 — LABIORUM VULVÆ, 67
 — — — IN GRAVIDIS, 69
 — MEMBORUM INFERIORUM IN GRAVIDIS, 69
 — PULMONUM, 40
 — SCROTI, 62
 — SUB CONJUNCTIVA, 23
 ŒNANTHE CROCATÀ, Venenum, 93
Œsophagitis, 49
Œsophagus, Cancer of, (49,) 11
 — Diseases of, 49
 — Foreign Bodies in, (49,) 100
 — Impervious, Malformation, (123,) 49
 — Injury of, by Corrosive Substances, (49,) 100
 — Malformations of, (123,) 49
 — Paralysis of, (49,) 20
 — Perforation of, 49
 — Stricture of, 49
 — Ulceration of, 49
 ŒSOPHAGUS IMPERVIUS, Deformitas ingenta, (123,) 49
 — PERFORATUS, 49
 ŒSOPHAGOTOMIA, Opus chirurgicum, 114
Œsophagotomy, Operation, 114
Œstrus Hominis, Parasite, (120,) 52
Oidium Albicans, Parasite, (120,) 42
Oil of Bitter Almonds, Poison, 92
Oily Cyst, (13)
Old Age, Note, 90
 OLEUM CROTONIS, Venenum, 91
Onychia, Definition, 87
 — Maligna, 87
Onyx, see *Keratitis with Suppuration*, 24
Opacity of Cornea, 24

OPE

OPERA CHIRURGICA, 109
 — ADVERSUS CICATRICES, 115
 — — — CERVICIS, 115
 — — — LABRORUM, 115
 — — — MEMBRORUM, 115
 — — — NASI, 115
 — — — PALPEBRARUM, 115
 — — DEFORMITATES, 116
 — — ECTROPION, 109
 — — ENTROPION, 109
 — — FISTULAM IN VENTRE, 115
 — — — LACRYMALEM, 109
 — — — RECTUM INTER ET ITER URINÆ, 115
 — — — RECTUM INTER ET VAGINAM, 116
 — — — VESICAM INTER ET UTERUM, 116
 — — — — — ET VAGINAM, 116
 — — FRACTURAM NON COEUNTEM, 112
 — — FUNGUM TESTICULI, 116
 — — HÆMORRHAGIAM, 111
 — — — OBTURATIO NARIUM, 111
 — — — OBTURATIO RECTI INTESTINI, 111
 — — — OBTURATIO VAGINÆ, 111
 — — LABRUM LEPORINUM, 116
 — — MORBUM GLANDULÆ LACRYMARUM, 109
 — — PALATUM FISSUM, 116
 — — PERINEUM RUPTUM, 116
 — — PHIMOSIM, 116
 — — STRABISMUM, 109
 — — SYMBLEPHARON ET ANKYLOBLEPHARON, 109
 — — TRICHLIASIM, 109
 — — TUMOREM OCULI, 109
 — — ULCUS VETUSTUM, 115
 — — UNGUEM, 109
 — — UVAM OCULI, 110
 — CIRCA ANEURYSMATA, 110
 — — — COAGULATIO ARTIFICIOSA SANGUINIS, 111
 — — — COMPRESSIO ARTERIÆ, 110
 — — — CONTRECTATIO, 111
 — — — SECTIO SACCI, 110
 — CIRCA ARTERIAS, 110
 — — — ACUPRESSURA, 110

OPE

OPERA CIRCA ARTERIAS, CONSTRICTIO TEMPORARIA, 110
 — — — LIGATURA, 110
 — CIRCA ARTICULOS, 111
 — — — DETRACTIO CORPORUM LIBERORUM, 111
OPERA CIRCA ARTICULOS, EXCISIO ARTICULORUM, 111
 — — — EXTENSIO ARTICULORUM RIGIDORUM, 111
 — — — RESTITUTIO LOCO MOTORUM, 111
 — — — SECTIO ARTICULORUM, 111
 — CIRCA OCULUM APPENDICESQUE OCULI, 109
 — CIRCA OSSA, 112
 — — — EXCISIO OSSIUM, 112
 — — — — — EX CAPITE, 112
 — — — — — — — TEREBRATIO, 112
 — — — — — — — MEMBRIS INFERIORIBUS, 112
 — — — — — — — SUPERIORIBUS, 112
 — — — — — — — TRUNCO, 112
 — — — REFRACTURA OSSIUM, 112
 — CIRCA PALPEBRAS, 109
 — — VENAS, 111
 — — — OBLITERATIO CIRSOCELES, 111
 — — — — VARICUM, 111
 — IN IPSO OCULO, 109
 — REFICIENTIA, 115
OPERATIONS, SURGICAL, 109
 — for Abdominal Exploration, 114
 — — Abdominal Fistula, 115
 — — Anal Fissure, 115
 — on Aneurisms, 110
 — — — by Artificial Coagulation of Blood, 111
 — — — — Compression of the Artery, 110
 — — — — Incision of the Sac, 110
 — — — — Manipulation, 111
 — for Ankyloblepharon, 109
 — on Arteries, 110
 — — — by Acupressure, 110
 — — — — Ligature, 110
 — — — — Temporary Constriction, 110

EXPLANATIONS.—The names for common use are printed in *Antique type*, Latin names proper in *ROMAN SMALL CAPITALS*, and Synonyms, which are not to be employed in the registration of diseases, in *Italics*. The figures refer to the page where the disease is to be met with; the figures without parentheses indicating where the disease should be registered; and the figures within parentheses where the disease is entered for the sake of classification only, and not for registration.

OPE

- Operations on Bones, 112
- — — by Excision, 112
- — — — — from the Head, 112
- — — — — — — by Trephining, 112
- — — — — — — Lower Extremities, 112
- — — — — — — Upper Extremities, 112
- — — — — — — Trunk, 112
- — — by Refracture, 112
- for Cataract, 109
- Calculi, for removal of, (for subdivision, see Calculi, Removal of,) 113
- for Chronic Ulcer, 115
- — Cicatrices, 115
- — — of Eyelid, 115
- — — — Limbs, 115
- — — — Lips, 115
- — — — Neck, 115
- — — — Nose, 115
- for Cleft Palate, 116
- — Deformities, 116
- — Disease of the Lachrymal Gland, 109
- — Ectropium, 109
- — Entropium, 109
- on the Eye and its Appendages, 109
- — Eyeball, 109
- — Eyelids, 109
- — — for Tumour, 109
- for Fistula, Abdominal, 115
- — — in Ano, 115
- — — Lachrymalis, 109
- — — Recto-Urethral, 115
- — — Recto-vaginal, 116
- — — Utero-vesical, 116
- — — Vesico-vaginal, 116
- for Fracture, Ununited, 112
- — Fungus Testis, 116
- — Hare-lip, 116
- — Hernia, Note, 114
- — — Strangulation of, 114
- — — — with opening of the Sac, 115
- — — — without opening of the Sac, 115
- — — Radical Cure, 115
- for Hæmorrhage, 111
- — — by Plugging the Nostrils, 111
- — — — — Rectum, 111
- — — — — Vagina, 111
- on Joints, 111
- — by Excision, 111
- — — Extension when stiff, 111
- — — Incision, 111
- — — Reduction of Dislocations, 111

OPH

- Operations on Joints by removal of Loose Bodies, 111
- for, Lachrymal Gland, Disease of, 109
- — Lachrymal Obstruction, 109
- not classified, 116
- for opening the Stomach, Gastrotomy, 114
- — Perineal Rupture, 116
- — Phimosis, 116
- — Protusion of the Tubuli or Fungus Testis, 116
- — Pterygium, 114
- for the removal of Calculi. (For their division, see Calculi, Removal of,) 113, 114
- — — — Fœtal Remains by the Cæsarean Section, 115
- — — — Foreign Bodies, 113
- — — — — from the Windpipe, 114
- — — — Tumours, 113
- — — — — in the Orbit, 110
- Reparative, 115
- for Resuscitation of Drowned Persons, 117
- — — — Hanged Persons, 117
- — Staphyloma, 110
- — Stricture of the Rectum, 115
- — — — Urethra by Sudden Dilatation, 110
- — Strabismus, 109
- — Symblepharon, 109
- — Trichiasis, 109
- — Ulcer of the Rectum, 115
- — Ununited Fracture, 112
- Varicocele, for the Obliteration of, 111
- Varicose Veins, for the Obliteration of, 111
- on the Veins, 111
- (The other operations will be found scattered through the Index under their appropriate headings.)
- Ophthalmia*, see *Conjunctivitis*, 23
- Ophthalmia*, Chronic, 23
- Catarrhal, 23
- Exanthematous, 23
- Gonorrhœal, 23
- Ophthalmia Neonatorum*, see *Purulent Ophthalmia* of Infants, 23
- Ophthalmia*, Purulent, 23
- — of Infants, 23
- Pustular, 23

OPH

- Ophthalmia, Scrofulous, (23,) 14
Ophthalmia, Strumous, see Scrofulous O.,
 (23,) 14
 Ophthalmia, Tarsal, 27
 OPTHALMIA CUM CATARRHO, 23
 — EXANTHEMATICA, 23
 — GONORRHOÏCA, 23
 — INFANTIUM PURULENTA, 23
 — PURULENTA, 23
 — PUSTULOSA, 23
Ophthalmia Recens Natorum, vide O. INFAN-
 TIUM PURULENTA, 23
 OPTHALMIA STRUMOSA, (23,) 14
 — TARSI, 27
 Opium, Poison, 92
 Orbit, Abscess of, 27
 — Cancer of, (27,) 11
 — Diseases of parts within, 27
 — Injuries of parts within, 99
 — Non-malignant Tumours of, 27
 — Parasitic Disease of, 27
 — Wounds of parts within, 99
 Orbital Aneurism, (27,) 33
 — Nerves, Affections of the, 27
 Orchitis, 63
Orchitis, Gonorrhœal, see Epididymitis, 61
 Organic Disease of the Internal Ear, 29
 — Stricture of the Male Urethra, 61
 Orthopnœa from Pregnancy, 69
 Os Calcis, Dislocation of, 107
 OS HYOÏDES LOCO MOTUM, 100
 OS UTERI OCCLUSUM, 66
 Osseous Tumour, (12)
 — — of Bone, (12,) 78
 — — — Cancellated, (12,) 78
 — — — Diffused, (12,) 78
 — — — Ivory, (12,) 78
 — — of the Antrum, 43
 — — — Brain, 19
 — — — Breast, Female, 76
 — — — Jaws, 43
 — — — Soft parts, (12)
 Ossicles of the Tympanum, Disease of
 the, 28

OVA

- Ossification, see Calcareous Degeneration,
 (17)
 — of the Arteries, see Calcareous Degenera-
 tion of, 32
 — — Cerebral Arteries, see Calcareous De-
 generation of, 19
 Ossification of Muscles, 80
Ossification of the Pleura, see Adhesions of,
 41
 — of the Valves of the Heart, see Calcareous
 Degeneration of, 31
 OSSIS PETROSI NECROSIS, 29
 Osteo-arthritis, Chronic, Definition, 8
 — — of Joints, (79,) 8
 — — of the Spine, (80,) 8
 Osteomyelitis, 77
 Osteo-sarcoma, Definition, (11)
 Osteoid Cancer, Definition, Note, 10
 OSTIA CORDIS OBSTRUCTA VEL IMPER-
 FECTA, Deformitas ingenita, (123,) 31
 OSTIUM AORTICUM OBSTRUCTUM VEL IM-
 PERFECTUM, (123,) 31
 — DEXTRUM CORDIS OBSTRUCTUM, (123,) 31
 — PULMONALE OBSTRUCTUM, (123,) 31
 — SINISTRUM CORDIS OBSTRUCTUM, (123,) 31
 Ostitis, 77
 OSTOARTHRTIS LONGA, 8
 — ARTICULORUM, (79,) 8
 — SPINÆ, (80,) 8
 OSTOMYELITIS, 77
 OSTOSARCOMA, (11)
 Ovarian Paracentesis, 116
 Ovariectomy, 115
 OVARIUM LOCO MOTUM, 64
 — TRANSLATUM, 64
 Ovary, Abscess of, 64
 — Absent, Malformation, (124,) 64
*Ovary, Alveolar, Gelatinous and Colloid Tu-
 mour of*, see Complex Cystic Tumour, 64
 Ovary, Atrophy of, 64
 — Cancer of, (64,) 11
 — Complex Cystic Tumour of, 64
 — — — with Intracystic Growths, 64

EXPLANATIONS.—The names for common use are printed in Antique type, Latin names proper in ROMAN SMALL CAPITALS, and Synonyms, which are not to be employed in the registration of diseases, in *Italics*. The figures refer to the page where the disease is to be met with; the figures without parentheses indicating where the disease should be registered; and the figures within parentheses where the disease is entered for the sake of classification only, and not for registration.

- OVA
- Ovary, Cutaneous or Proliferous Cyst of, 64
Ovary, Cysto-sarcoma of, see Complex Cystic Tumour of, 64
 Ovary, Cyst of, containing Tegumentary Structures, 64
 — Dentigerous Cyst of, 64
Ovary, Dermoid Cyst of, see Cutaneous or Proliferous Cyst of, 64
 Ovary, Diseases of, 64
 — Dislocation of, 64
 — Encysted Tumour of, 64
 — Fibrous Tumour of, 64
 — Hæmorrhage of, 64
 — Hernia of, 64
 — Hypertrophy of, 64
 — Inflammation of, (61,) 64
 — Malformations of, (124,) 64
 — Non-malignant Tumours of, 64
 — Parasitic Disease of, 64
 — Transplantation of, 64
 — Tubercle of, (64,) 14
 Over-distention of the Uterus, 71
 Overlying, Asphyxia from, 96
 Oxalate of Lime Calculus, 59
 Oxalic Acid, Poison, 91
 OXIDUM CARBONICUM, Venenum, 94
 Oxyuris Vermicularis, Parasite, (119,) 52
 Ozæma, 29
- Painful Menstruation, see Dysmenorrhœa, 68*
 Painful Subcutaneous Tumour, (11)
Painful Subcutaneous Tumour of Breast, see Fibrous Tumour of, 76
 Pains and Cramp, Spurious, during Pregnancy, 70
Painter's Colic, see Lead Colic, (52,) 90
 Palate, Adhesion of the Soft, 48
 — Cancer of, (48,) 11
 — Cleft, Malformation, (124,) 48
 — — Operation for, 116
 — Diseases of, 47
 — Fibro-cellular Tumour of, 48
 — Fibro-cystic Tumour of, 48
Palate, Fissure of, see Cleft P., Malformation, (124,) 48
 Palate, Malformations of, (124,) 48
 — Non-malignant Tumours of, 48
 — Perforation of, 48
 PALATUM FISSUM, Deformitas ingenua, (124,) 48
- PAR
- PALATUM MOLLE ADHÆRENS, 48
 — PERFORATUM, 48
 Palmar Ganglion, Diffused, 82
 — Fascia, Contracted, 81
 PALPEBRÆ IMPERFECTÆ, Deformitas ingenua, (122,) 27
 PALPEBRARUM PERPETUA CONJUNCTIO, SYMBLEPHARON, Deformitas ingenua, (122,) 27
 PALPITATIO ET TUMULTUS CORDIS, 32
 Palpitation and Irregularity of the Action of the Heart, 32
 — — — — — during Pregnancy, 69
 Palsy, Lead, (21,) 90
 — Scrivener's, 21
 — Shaking, 21
 Pancreas, Abscess of, 55
 — Calculi of, 55
 — Cancer of, (55,) 11
 — Colloid of, (55,) 11
 — Diseases of, 55
 — Obstruction of the duct of the, 55
 PANIS MUCIDUS, Venenum, 94
 PAPILLA MAMMÆ DEPRESSA, 75
 — — EXULCERATA, 75
 — — SCISSA, 75
 Paracentesis, Operation, 116
 — Abdominal, 116
 — Cephalic, 116
 — of Fluid Tumours, 117
 — of Hydrocele, 117
 — Ovarian, 116
 — Pericardiac, 116
 — of Spina Bifida, 116
 — Thoracic, 116
 — Vesical, 116
 — — above the Pubes, 116
 — — through the Rectum, 116
 PARACENTESIS ABDOMINIS, Opus chirurgicum, 116
 — CAPITIS, 116
 — HYDROCELES, 117
 — OVARIUM, 116
 — PERICARDII, 116
 — SPINÆ BIFIDÆ, 116
 — THORACIS, 116
 — TUMORUM FLUIDORUM, 117
 — VESICÆ, 116
 — — PER RECTUM INTESTINUM, 116
 — — SUPRA PUBEM, 116
 Paralysis, 20

PAR

- Paralysis of the Bladder, 60
 — Diphtheritic, (21, 81,) 6
 — Facial, 21
Paralysis, General, see Paralysis of the
 Insane, (20,) 22
 Paralysis of the Glottis, 38
 — Infantile, (81,) 20
 — of the Insane, (20,) 22
 — — Intestines, 52
 — from Lathyrus, (21,) 94
 — Local, Note, 20
 — of the Œsophagus, (49,) 20
 — — Pharynx, (48,) 20
 — — Tongue, (47,) 20
 PARALYSIS AGITANS, 21
 — DIPHThERICA, (21, 81,) 6
 — EX LATHYRO, (21,) 94
 — — PARTE, 20
 — — PLUMBO, (21,) 95
 — FACIEI, 21
 — GLOTTIDIS, 38
 — INFANTILIS, (81,) 20
 — INSANORUM, (20,) 22
 — INTESTINORUM, 52
 — LINGUÆ, (47,) 20
 — NOTARIORUM, 21
 — ŒSOPHAGI, (49,) 20
 — PHARYNGIS, (48,) 20
Paralysis ex Toto, vide PARALYSIS INSA-
 NORUM, (20,) 22
 PARALYSIS VESICÆ, 60
 Paraphimosis, 60
 Paraplegia, 20
 PARASITES, HUMAN, Note, 118
 — Accidental, 120
Parasitic Aphthæ, see Parasitic Thrush, 42
 Parasitic Disease, (17)
 — — of the Anterior Chamber of the Eye,
 24
 — — — Bone, 78
 — — — the Brain, 19
 — — — Breast, Female, 76
 — — — Bronchi, 39
 — — — Cellular Tissue, 82
 — — — Conjunctiva, 23

PAT

- Parasitic Disease of the Gall Bladder, 55
 — — — Heart, 32
 — — — Hepatic Ducts, 55
 — — — Intestines, 52
 — — — Kidney, 58
 — — — Lens and its Capsule, 25
 — — — Liver, 54
 — — — Lung, 40
 — — — Mouth, 42
 — — — Muscles, 81
 — — — Orbit, 27
 — — — Ovary, 64
 — — — Peritoneum, 56
 — — — Rectum, 53
 — — — Skin, 88
 — — — Spine, 80
 — — — Spleen, 56
 — — — Stomach, 50
 — — — Veins, 35
 — Thrush, 42
 PARONYCHIA, 87
 PAROTIDES, (49,) 6
 Parturition, Affections connected with, 71
 — Atony of the Uterus during, 71
 — Convulsions during, 73
 — Hæmorrhage during, 72
 — Over Distention of the Uterus during,
 (for details, see Uterus, Over Distention
 of,) 71
 — Inversion of the Uterus during, 73
 — Mechanical obstacle to the action of the
 Uterus during, (for the various causes,
 see Uterus, Mechanical obstacle,) 71
 — Retention of the Placenta during, 73
 — Rupture or laceration of the Perineum
 during, 73
 — — — Urinary Bladder during, 73
 — — — Uterus during, 73
 — — — Vagina during, 73
 — Affections consequent on, 73
 PARTUS EMORTUUS, (75, 126,) 90
 — INTEMPESTIVUS, (75, 126,) 90
 Passive Congestion of the Lung, 40
 Patella, Dislocation of, 107

EXPLANATIONS.—The names for common use are printed in **Antique type**, Latin names proper in **ROMAN SMALL CAPITALS**, and Synonyms, which are not to be employed in the registration of diseases, in *Italics*. The figures refer to the page where the disease is to be met with; the figures without parentheses indicating where the disease should be registered; and the figures within parentheses where the disease is entered for the sake of classification only, and not for registration.

- PAT
- Patella, Fracture of, 106
 Pediculus, Irritation caused by, (for the species, see p. 120,) 89
 Pellagra, 84
 Pelvic Abscess, from Parturition, 74
 — Cellulitis, 65
 — — from Parturition, (74,) 65
 — or Periuterine Hæmatocele, (82,) 65
 — Peritonitis, 65
 Pelvis, Contusion of, 103
 — Fracture and Dislocation of, 104
 — — — with Rupture of the Bladder or Urethra, 104
 — Injuries of, 103
 Pemphigus, 85
 Penis, Abscess of, 62
 — Absent, Malformation, (124,) 62
 — Cancer of, (62,) 11
 — — of the Body of the, (62,) 11
 — — — Prepuce of the, (62,) 11
 — Condyloma of, (62,) 61
 — Diminutive, resembling Clitoris, Malformation, (124,) 62
 — Diseases of, 62
 — Gangrene of, 62
 — Gonorrhœa affecting, (62,) 60
 — Injuries of, (62,) 103
 — Inflammation of, 62
 — Malformations of, (124,) 62
 — Non-malignant Tumours of, 62
 — Syphilis affecting, (62,) 9
 — Wound of, 103
 Pentastoma Constrictum, Parasite, (120,) 54
 — Denticulatum, Parasite, (120,) 52, 54
 Perforation of the Hepatic Ducts and Gall Bladder, 55
 — — Intestines, 50
 — — Joints, Note, 79
 — — Membrana Tympani, 28
 — — Nasal Septum, 29
 — — Œsophagus, 49
 — — Palate, 48
 — — Stomach, Note, 50
 Pericardiac Paracentesis, Operation, 116
 Pericarditis, 30
 — Suppurative, Definition, 30
 — Tubercular, (30,) 14
 PERICARDITIS SUPPURANS, 30
 — TUBERCULOSA, (30,) 14
 Pericardium Absent, Malform., (123,) 30
- PER
- Pericardium Adherent, Note, 30
 — Cancer of, (30,) 11
 — Diseases of, 30
 — Dropsy of, 30
 — Injuries of, (30,) 101
 — Malformations of, (123,) 30
 — Wounds of, (30,) 101
 PERICARDIUM ADHÆRENS, 30
 Perineal Hernia, 52
 — Section, Operation, 115
 Perineum, Female, Rupture or Laceration of, during Parturition, 73
 — — — Operation for, 116
 — — Sloughing of, Consequent on Parturition, 59
 — — Wounds of, 103
 — Male, Wound of, 103
Periosteal Abscess, Acute, see Diffuse Periostitis, 77
 Periostitis, 77
 — Diffuse, 77
 PERIOSTITIS DIFFUSA, 77
 PERIPNEUMONIA, 39
 PERITONÆUM ADHÆRENS, 56
 Peritoneal Cavity, Foreign Bodies in, 103
 Peritoneum, Adhesions of, 56
 — Cancer of, (56,) 11
 — Colloid of, (56,) 11
 — Diseases of, 56
 — Injuries of, (56,) 102
 — Non-malignant Tumours of, 56
 — Parasitic Disease of, 56
 Peritonitis, 56
 — Chronic, 56
 — Metro-, (56,) 74
 — during Parturition, 74
 — Pelvic, 65
Peritonitis, Puerperal, see Metro-peritonitis, (56,) 74
 Peritonitis, Suppurative, 56
 — Tubercular, (56,) 14
 PERITONITIS LONGA, 56
 — PELVICA, 65
Peritonitis Puerperarum, vide METROPERITONITIS, (56,) 74
 PERITONITIS SUPPURANS, 56
 — TUBERCULOSA, (56,) 14
 Periuterine, or Pelvic Hæmatocele, (82,) 65
 PERNIO, 87
 PERTUSSIS, (37,) 6

PES

- PESTILENTIA, 5
 Petechial Small-pox, 3
Petit Mal, see Epileptic Vertigo, 21
 Petrous Bone, Necrosis of, 29
 Phagedæna, Definition, 6
 — Sloughing, Definition, 6
 PHAGEDÆNA PUTRIS, 6
 Phagedænic Sore, Syphilitic, 9
 Phalangeal Joints of the Foot, Dislocation of the, 107
 — — — Hand, Dislocation of the, 105
 Phalanges of the Hand, Fracture of the, 105
 Pharyngitis, 48
 Pharynx, Abscess of, 48
 — Cancer of, (48,) 11
 — Dilatation of, 48
 — Diseases of, 48
 — Foreign Bodies in, (48,) 100
 — Injury of, by Corrosive Substances, (48,) 100
 — Paralysis of, 48
 — Sloughing of, 48
 — Syphilitic Affection of, (48,) 9
 — Ulcer of, 48
 Phimosis, 60
 — Congenital, (124,) 62
 — Operation for, 116
 PHIMOSIS INGENITA, (124,) 62
 Phlebitis, 34
 — Adhesive, 34
 — Suppurative, 34
 — Consequent on Parturition, (74,) 34
 Phlebolithes, 34
 PHLEBOLITHI, 34
 Phlegmasia Dolens, 34
 — — Consequent on Parturition, (74,) 34
 PHLEGMONE PELVICA, 65
 Phlegmonous Erysipelas, (82,) 6
 Phosphate of Lime Calculus, 59
 Phosphoric Inflammation and Necrosis of the Gums and Alveoli, (91,) 45
 Phosphorous Acid, Poison, 91
 Phosphorous, Poison, 91

PLE

- Phthiriasis, 89
 — of Eyelids, (27,) 89
 Phthirus Inguinalis, Parasite, (120,) 89
 Phthysical Affections of the Larynx, Note, (38,) 14
 — Necrosis of the Cartilage of the Trachea, Note, (39,) 14
 Phthisis Pulmonalis, (40,) 14
 Phthisis, Acute Pneumonic, 40
 — Chronic Pneumonic, 40
 — Millstone-makers', 40
 PHTHISIS FABRUM MOLARIORUM, 40
 — PERIPNEUMONICA ACUTA, 40
 — — LONGA, 40
Physostigmatis Faba, vide FABA CALABARICA, Venenum, 93
 Pia Mater, Inflammation of the, 18
 Piliferous Cyst, (13)
 Pinguecula, 23
 PISCES VENENATI, 94
 Pituitary Membrane, Hypertrophy of, 29
 — — Ulceration of, 29
 Pityriasis, Note, 84
Pityriasis Versicolor, see Tinea Versicolor, Note, (84,) 89
 Placenta, Hæmorrhage, from Accidental Detachment of, 73
 — Retention of, from Atony of the Uterus, 73
 — — — from Irregular, or Hour-glass Contraction, 73
 — — — from Preternatural Adhesions, 73
 Plague, Definition, 5
 Plastic Inflammation, (16)
 Pleura Adhesions of, 41
 — Cancer of, (41,) 11
 — Diseases of, 40
 — Injuries of, (41,) 101
 — Non-malignant Tumours of, 41
 — Ossification of, see Adhesions of, 41
Pleura, Passive Dropsy of, see Hydrothorax, 41
 Pleura, Thickening of, see Adhesions of, 41
 — Wound of, 101

EXPLANATIONS.—The names for common use are printed in *Antique type*, Latin names proper in *ROMAN SMALL CAPITALS*, and Synonyms, which are not to be employed in the registration of diseases, in *Italics*. The figures refer to the page where the disease is to be met with; the figures without parentheses indicating where the disease should be registered; and the figures within parentheses where the disease is entered for the sake of classification only, and not for registration.

PLE

- Pleurisy, 40
 Chronic, 41
 — Tubercular, (41,) 14
 PLEURITIS, 40
 — LONGA, 41
 — TUBERCULOSA, (41,) 14
 Pleurodynia, 22
Plica Polonica, see *Tinea P.*, 89
 Plugging of the Air Passages, Asphyxia from, 96
 Plugging of the Nostrils, Operation, 111
 — — Rectum, Operation, 111
 — — Vagina, Operation, 111
 PLUMBUM, Venenum, 90
 Pneumonia, Note, 39
 — Lobular, 39
 — Secondary, Note, 39
 Pneumonic Pthisis, Acute, 40
 — — Chronic, 40
 Pneumothorax, 41
 PODAGRA ACUTA, 8
 — LONGA, 8
 — RETROCEDENS, 8
 Poisoned Arrows, 95
 — Wounds, 95
 — Wounds, by Animals having Infectious Disease, (95,) 6
 — — by Cowpox, (95,) 3
 — — — Equinia Mitis, (95,) 6
 — — — Farcy, (95,) 6
 — — — Glanders, (95,) 6
 — — — Hydrophobia, (95,) 21
 — — — Malignant Pustule, (95,) 6
 — — — Rabies, (95,) 21
 — — — Dead Animal Matter, 95
 — — — Mineral Substances, 95
 — — — Morbid Secretions, 95
 — — — Subcutaneous Injection, 95
 — — — Vegetable Substances, 95
 — — — Venomous Animals, 95
 Poisonous Cheese, 94
 — Fish, 94
 — Fungi, 94
 — Grain, 94
 — Meat, 94
 — Milk, 94
 — Mussels, 94
 — Sausages, 94
 POISONS, 90
 — Acid, 91
 — Alkaline, 91

PRE

- Poisons, Animal, 94
 — Gaseous, 94
 — Mechanical Irritant, 95
 — Metalloid, 91
 — Metallic, and their Salts, 90
 — Vegetable, 91
 Polypus, Note, (11)
 — of the Dental Periosteum, 44
 — — External Meatus, 28
 — — Gums, 44
 — — Intestines, 52
 — — Larynx, 38
 — Nasi, 29
 — — Fibrous, 29
 — — Gelatinous, 29
 — Naso-pharyngeal, 29
 — of the Uterus, 66
 — — Vagina, 67
 POLYPUS FORAMINIS AURIS, 28
 — INTESTINORUM, 52
 — LARYNGIS, 38
 — NASI, 29
 — — GLUTINOSUS, 29
 — — FIBROSUS, 29
 — — ET PHARYNGIS, 29
 — UTERI, 66
 — VAGINÆ, 67
Pompholyx, see *Pemphigus*, 85
Porigo Decalvans, see *Tinea Decalvans*, 88
 — *Favosa*, see *Tinea Favosa*, 88
 — *Larvalis*, see *Impetigo Larvalis*, 85
Port-wine Stain, see *Nævus*, 87
 Post-partum Hæmorrhage, 73
 POSITURA PRAVA TESTICULI, 63
 Potash, Poison, 91
 — Bichromate of, Poison, 91
 POTASSA, Venenum, 91
 POTASSÆ BICHROMAS, Venenum, 91
 POTASH CYANIDUM, Venenum, 92
 Potassium, Cyanide of, Poison, 92
 Pregnancy, Affections connected with, 68
 — Disorders of the Circulatory System connected with, 69
 — — — Digestive System connected with, 69
 — — — Generative System connected with, 70
 — — — Nervous System connected with, 68
 — — — Respiratory System connected with, 69
 — — — Urinary System connected with, 70

- | PRE | PUP |
|--|---|
| Premature Birth, (126,) 75 | PRURIGO SCROTI, (62,) 84 |
| — Labour, 71 | Pruritus, 88 |
| Prepuce Abbreviated—Elongated, Mal-
formation, (124,) 62 | — Ani, 53 |
| — Cancer of, (62,) 11 | — of the Vulva, 67 |
| Priapism, 62 | — — — from Pregnancy, (70,) 67 |
| PRIAPISMUS, 62 | PRURITUS VULVÆ, 67 |
| <i>Prickly Heat</i> , see Lichen Tropicus, 84 | — IN GRAVIDIS, (70,) 67 |
| Primary Amputation, 112 | Prussic Acid, Poison, 92 |
| — Syphilis, Definition, 8 | Psoas, Lumbar, and other Abscesses of the
Spine, 80 |
| — — of the Tongue, (47,) 9 | Psoriasis, 84 |
| Privation, 96 | Pterygium, 23 |
| Procidentia Uteri, 66 | — Operation for, 109 |
| PROCIDENTIA OCULI, 27 | <i>Ptyalism</i> , see Salivation, 49 |
| — TUBULORUM TESTICULI, 63 | Pubic Symphysis, Fissure of, Malforma-
tion, 14 |
| PROFLUVIUM AQUOSUM EX UTERO GRAVI-
DARUM, 70 | Puccinia Favi, Parasite, (121,) 88 |
| — LACTIS, 75 | Pudental Hernia, 52 |
| — SANGUINEUM IN GRAVIDIS, 70 | Puerperal Convulsions, 74 |
| Progressive Muscular Atrophy, (20,) 80 | — Ephemera, Definition, (73,) 7 |
| PROLAPSIO RECTI INTESTINI, 53 | — Fever, Definition, Note, (73,) 7 |
| — UTERI IN GRAVIDIS, 70 | — Mania, 74 |
| Prolapsus of the Rectum, 53 | — — Connected with Lactation, 74 |
| — — Uterus, 66 | — — Connected with Parturition, 74 |
| — — — Connected with Pregnancy, 70 | <i>Puerperal Peritonitis</i> , see Metroperitonitis,
74 |
| Proliferous Cyst, (13) | Pulex Irritans, Irritation caused by, 89 |
| <i>Proptosis</i> , see Protrusion of the Eye-ball, 27 | — Penetrans, (120,) 89 |
| Prostate Gland, Abscess of, 60 | <i>Pulmonary Apoplexy</i> , see Pulmonary Extra-
vasation, 40 |
| — — Atrophy of, 60 | Pulmonary Extravasation, 40 |
| — — Calculi of, 60 | — Lobes deficient in number, Malforma-
tion, (123,) 40 |
| — — Cancer of, (60,) 11 | Pulmonic Valve-disease, 31 |
| — — Chronic Enlargement of, 60 | PULMONIS IMPERFECTA EXPLICATIO, De-
formitas ingenita, (126,) 40 |
| — — Cyst of, 60 | PULMONUM LOBI NUMERO DEFICIENTES,
Deformitas ingenita, (123,) 40 |
| — — Diseases of, 60 | Pulsating Bronchocele, 36 |
| <i>Prostate Gland, Enlarged Lobe of</i> , see Non-
malignant Tumours of, 60 | PUNCTIO OCULI, Opus chirurgicum, 110 |
| Prostate Gland, Inflammation of, 60 | Puncture of the Globe of the Eye, Opera-
tion, 110 |
| — Non-malignant Tumours of, 60 | Pupil, Artificial, Operation, 109 |
| — Tubercle of, (60,) 9 | PUPILLA FACTITIA, Opus chirurgicum, 109 |
| — Ulceration of, 60 | |
| Protrusion of the Eye-ball, 27 | |
| — — Tubuli of the Testicle, 63 | |
| Prurigo, 84 | |
| — of the Scrotum, (62,) 84 | |

EXPLANATIONS.—The names for common use are printed in Antique type, Latin names proper in ROMAN SMALL CAPITALS, and Synonyms, which are not to be employed in the registration of diseases, in *Italics*. The figures refer to the page where the disease is to be met with; the figures without parentheses indicating where the disease should be registered; and the figures within parentheses where the disease is entered for the sake of classification only, and not for registration.

PUR

- Purpura, Definition, 15
 — Hæmorrhagic, Definition, 15
 — Simple, 15
 PURPURA HÆMORRHAGICA, 15
 — SIMPLEX, 15
Purpuric Fever, Malignant, see Cerebro-spinal Fever, (18,) 4
 Purulent Ophthalmia, 23
 — — of Infants, 23
 PUSTULA MALIGNA, (87, 95,) 6
 Pustular Ophthalmia, 23
 Pustule, Malignant, Definition, (87, 95,) 6
 Putrid Exhalations, Poisons, 94
Putrid Sore Throat, see Sloughing Sore Throat, 47
 Pyæmia, Definition, Note, 7
 Pyæmic Abscess of Joints, (78,) 7
 — — of Heart, (31,) 7
 — Inflammation and Abscess of the Liver, (54,) 7
 — — — of the Lung, (39,) 7
 — — — — Spleen, (55,) 7
 Pyelitis, 57
 Pyrosis, 50
 — from Pregnancy, 69

 Quartan Ague, 5
 Quinsy, 47
 Quotidian Ague, 5

 Rabies, Wound Poisoned by, 95
 RACHITIS, 14
 Ranula, 42
 Rectocele, 67
 Recto-urethral Fistula, (53,) 61
 — — Operation for, 115
 Recto-vaginal Fistula, (53, 74,) 1
 — — — Consequent on Parturition, (74,) 67
 — — — Operation for, 116
 Recto-vesical Fistula, (53,) 59
 Rectum, Abscess of, 53
 — Cancer of, (53,) 11
 — Diseases of, 52
 — Foreign Bodies in, (53,) 104
 — Hæmorrhage from, 53
 — Injuries of, (53,) 103
 — Neuralgia of, 53
 — Non-malignant Tumours of, 53
 — Malformations of, (123,) 53
 — Parasitic Disease of, 53

REN

- Rectum, Plugging of, Operation, 111
 — Prolapsus of, 53
 — Stricture of, 53
 — — Operation for, 115
 — Sloughing of, consequent on Parturition, 74
 — Syphilis of, (53,) 9
 — Ulceration of, 52
 — — Operation for, 115
 — Wound of, 103
 Recurrent Fibroid Tumour, Definition, (12)
 Red Softening of the Brain, 18
 Reducible Hernia, 51
 Reduction of Dislocations, Operation, 111
 REFRACTURA OSSIIUM, Opus chirurgicum, 112
 Refracture of Bone, Operation, 112
 Regurgitation through the Valves of the Heart, 31
 Relapsing Fever, Definition, 4
 Relaxation of Ligaments, 79
 Relaxed Throat, 47
 Remittent Fever, Definition, 5
 Removal of Ball, Operation, 113
 — — Calculi, Operation, 113
 — — — Biliary, Operation, 113
 — — — Salivary, Operation, 113
 — — — Vesical. (For subdivision, see Calculi, Removal of.) Operation, 114
 — of Embedded or Impacted Substances, Operation, 113
 — — Foetal Remains, Operation, 115
 — — — — by Cæsarean Section, Operation, 115
 — — Foreign Bodies, Operation, 113
 — — — — from the Windpipe, Operation, 114
 — — Loose Cartilages, Operation, 113
 — — Tumours, Note, Operation, 113
 — — — from the neighbourhood of Eye, 110
Renal Dropsy, Acute, see Acute Bright's Disease, 57
 RENES ADIPOSI, 57
Renes Cerei, vide RENES LARDACEI, 57
 — *Granulatum Contracti*, vide R. GRANULOSI, 57
 RENES GRANULOSI, 57
 — IN UNUM CONJUNCTI, Deformitas ingen., (125,) 58
 — LARDACEI, 57
 — MOBILES, 58

- REN
- RENES MULTIFIDI, Deformitas ingenua, (124,) 58
Renés Podagríci, vide RENES GRANULOSI, 57
 Reparative Operations, 115
 RESIDUA EX PARTU IN TESTICULIS, 63
 RESOLUTIO FAUCIUM, 47
 — LIGAMENTORUM, 79
 — UTERI IN PARTURIENTIBUS, 71
 RESPIRATIO ARTIFICIOSA, Opus chir., 117
 Respiration, Artificial, Operation, 117
 Respiratory System, Diseases of, 37
 — — — not strictly Local, 37
 — — Disorders of, from Pregnancy, 69
 — — Malformations of, (123,) 38-40
 RESTITUTIO ANIMÆ A SUSPENDIO, Opus chirurgicum, 117
 — — IN DEMERSIS, Opus chirurgicum, 117
 Resuscitation of Drowned Persons, Operation, 117
 — — Hanged Persons, Operation, 117
 RETENTIO SECUNDARUM IN PARTURIENTIBUS, 73
 RETENTIO URINÆ, 60
 Retention of the Placenta, 73
 — of Urine, 60
 Retina, Diseases of, 25
 Retinitis, 25
Retrocedent Gout, see Acute and Chronic Gout, Note, 8
 Retroflexion of the Uterus, 66
 Retroversion of the Uterus, 66
 — — — during Pregnancy, 70
 RHAGADES, 87
 — ANI, 53
Rheumatic Arthritis, Chronic, see Chronic Osteo-arthritis, Definition, (79,) 8
 — Fever, see Acute Rheumatism, 7
 Rheumatic Inflammation, (16,) 7
 — Iritis, 24
 Rheumatism, Acute, Definition, 7
 — Chronic, Definition, 8
 — Gonorrhœal, Definition, (61, 78,) 7
 — Muscular, Definition, 8
 — Subacute, 7
- RUP
- Rheumatism, Synovial, Definition, (79,) 8
 — of the Uterus during Pregnancy, 70
 RHEUMATISMUS ACUTUS, 7
 — GONORRHOÏCUS, (61, 78,) 7
 — LONGUS, 8
 — MUSCULORUM, 8
 — SUBACUTUS, 7
 — SYNOVIALIS, (79,) 8
 — UTERI IN GRAVIDIS, 70
 Rhinoliths, 30
 Ribs, Fracture of, without injury to Lung, 101
 — — — with injury to the Lung, (40,) 101
 Rickets, Definition, (78,) 14
 Rickety Curvature of the Spine, (80,) 14
Ringworm, see Tinea Tonsurans, 88
 Rodent Ulcer, Definition, 13
 — — of the Uterus, 65
 ROSA ASTURICA, 84
 Roseola, 83
 Rupia, 86
 RUPTA EX FRACTURA VESICA, 104
 — SINE VULNERE VESICA, 103
 Rupture of Artery, 33
 — — — Partial, 33
 — — Abdominal Muscles, with Contusion, 102
 — — — Viscera, with Contusion, 102
 — of the Bladder from Distention, 59
 — — — with Fracture of the Pelvis, Note, 104
 — — — during Parturition, 73
 — — — without Wound, 103
 — — Heart, Note, 32
 — — — from Injury, without Wound or Fracture, 101
 — — Muscle, (81,) 108
 — — Perineum during Parturition, 73
 — — — Operation for, 116
 — — Sclerotic, with Contusion of the Eye, 98
 — — Spleen, (56,) 102
 — — Tendon, (81,) 108
 — — Trachea, 100

EXPLANATIONS.—The names for common use are printed in *Antique type*, Latin names proper in *ROMAN SMALL CAPITALS*, and Synonyms, which are not to be employed in the registration of diseases, in *Italics*. The figures refer to the page where the disease is to be met with; the figures without parentheses indicating where the disease should be registered; and the figures within parentheses where the disease is entered for the sake of classification only, and not for registration.

RUP

- Rupture of Uterus during Parturition, 73
 — — Vagina during Parturition, 73
 — — Vein, (35,) 98-106
Ruptured Globe of the Eye, see Contusion,
 with Rupture of the Sclerotic, 98
 Rye, Ergot of, Poison, 92
- SABINA, Venenum, 91
 Saccular Aneurism, 33
 Sacculated Bladder, 59
Saint Vitus' Dance, see Chorea, 21
 SALES ALCALINI, Venena, 91
 Salivary Calculus, 49
 — — Removal of, Operation, 113
 — Fistula, 49
 Salivary Glands, Abscess of, 49
 — — Cancer of, (49,) 11
 — — Diseases of, 49
 — — Inflammation of, 49
 — — Non-malignant Tumours of, 49
 SALIVA FREQUENS, 49
 Salivation, 49
 — during Pregnancy, 69
 Sanguineous Apoplexy, 18
 — Cyst, (13)
 — Discharge during Pregnancy, 70
 Sarcina Ventriculi, Parasite, (120,) 50
 Sarcoptes Scabiei, Parasite, (120,) 89
 Sausages, Poisoned, 94
 Savin, Poison, 91
 Scabies, 89
 Scalds, Note, (88,) 96
 — of the Eye, 99
 Scalds of the Larynx, (100,) 96
 Scalp, Wounds of, 97
 — — — Bone Exposed, 97
 — — — Bone not Exposed, 97
 Scanty Menstruation, 68
 Scapula and Arm, Amputation of, Opera-
 tion, 112
 — Fracture of, 105
Scarlatina, see Scarlet Fever, 3
 Scarlet Fever, Note, 3
 — — Anginose, Definition, 3
 — — Malignant, Definition, 4
 — — Simple, Definition, 3
 Sciatica, 22
 SCILLA, Venenum, 92
 Scirrhus, Definition, 10
 — of the Female Breast, (75,) 11
 — — Uterus, (66,) 11

SEC

- SCIRRHUS MAMMÆ FEMINEÆ, (75,) 11
Scleriosis, see Xeroderma, 86
 SCIRRHUS UTERI, (66,) 11
Scleroderma, see Xeroderma, 86
 Sclerostoma Duodenale, Parasite, (119,) 52
 Sclerotic, Contused Wound of the Eye,
 with Rupture of the, 98
 — Diseases of, 24
 — Wound of, 99
 Sclerotitis, 24
 SCORBUTUS, 15
 Scorpions, Wound Poisoned by, 95
 Scriveners' Palsy, (81,) 21
 Scrofula, Definition, Note, (17,) 14
 — with Tubercle, (17,) 14
 — without Tubercle, (17,) 14
 Scrofulous Affections, Local, Note, 14
 — Deposit in the Eyeball, (26,) 14
 — Diathesis, Note, (14)
 — Disease, (17,) 14
 — — of Bones, (78,) 14
 — — — Glands, (36,) 14
 — — — Joints, (78,) 14
 — — of the Skin, (88,) 14
 — — — Tonsils, (48,) 14
 — Hypertrophy of the Lips, (42,) 14
 — Inflammation, (16,) 14
 — Iritis, (24,) 14
 — Ophthalmia, (23,) 14
 — Suppuration of Glands, (36,) 14
 Scrotal Hernia, 51
 Scrotum, Cancer of, (62,) 11
 — Diseases of, 62
 — Elephantiasis of, 62
 — Epithelial Cancer of, (62,) 11
 — Fissure of, Malformation, (125,) 62
 — Malformations of, (125,) 62
 — Non-malignant Tumours of, 62
 — Œdema of, 62
 — Prurigo of, (62,) 84
 — Sloughing of, 62
 — Syphilis of, (62,) 9
 — Wound of, 103
 Scurvy, Definition, 15
 Sebaceous Cyst of the Nose, 29
 — Tumour, (12)
 — — of the External Meatus, 28
 — — of the Skin, 88
 Secondary Amputation, Operation, 113
 — Pneumonia, Note, 39
 — Syphilis, Definition, 9

- SEC
- Secondary Syphilis of the Tongue, (47,) 9
 Secretions, Morbid, Wounds Poisoned by, 95
 SECTIO ABDOMINIS, Opus chirurgicum, 114
 — ADVERSUS FISTULAM IN ANO, 115
 — — HERNIAM, 114
 — — RHAGADAS IN ANO, 115
 — — STRICTURAM RECTI INTESTINI, 115
 — — ULCUS RECTI INTESTINI, 115
 — CÆSAREA, 115
 — PERINEL, 115
 — SPHINCTERIS ANI, 115
 SECTIONIS, Opera chirurgica, 114
 Semi-confluent Small-pox, 3
 Seminal Cyst, (13)
 SENECTUS, 90
 Senile Gangrene, 87
 Separation of the Epiphyses of the Lower Extremity, 106
 — — — — Upper Extremity, 105
 SEPTA IMPERFECTA CORDIS, Deformitas ingenua, (123,) 32
 SEPTUM NASI PERFORATUM, 29
 Septum of the Nose, Abscess of the, 29
 — — — Non-malignant Tumours of the, 30
 — — — Perforation of the, 29
 Sequelæ of Iritis, 24
Serous Cholera, see Malignant Cholera, 5
 Serous Cyst, (13)
 — Exudation during Pregnancy, 69
 Shaking Palsy, 21
Shingles, see Herpes zoster, 85
 Short Sight, 26
 Shoulder-joint, Amputation at, Operation, 112
 — Dislocation of, 105
 Sight, Long, 26
 — Short, 26
 — Various defects of, 26
 Silver, Poison, 91
 — Stain, 91
 — — of the Conjunctiva, (91,) 23
 — — — Skin, (88,) 91
 Simple Cholera, (52,) 5
- SME
- Simple Continued Fever, Definition, 4
 — or Barren Cysts, (13)
 — Cyst of the Kidney, 58
 — Enlargement of the Liver, 54
 — Erysipelas, 6
 — Scarlet Fever, Definition, 3
 Sinus of the Female Breast, 75
 Skin, Silver Stain of, (88,) 91
 — Diseases of, 83
 — Parasitic diseases of, 88
Skoliosis, see Lateral Curvature of Spine, 80
 Skull, Fissure of, Malformation, 125
 — Fracture of the Base of the, 97
 — — — Vault of the, 97
 — — — — Compound, with depression, 97
 — — — — — without depression, 97
 — — — — Simple, with depression, 97
 — — — — — without depression, 97
 — Wound of, Note, 97
 Slough of the Cellular Tissue, 82
 Sloughing of the Bladder, 59
 — — — from Parturition, 74
 — — Cervix Uteri from Parturition, 74
 — — Perineum from Parturition, 74
 — Phagedæna, Definition, 6
 — of the Pharynx, 48
 — — Rectum from Parturition, 74
 — — Scrotum, 62
 — Sore, Syphilitic, 9
 — Sore Throat, Note, 47
 — of the Vagina from Parturition, 74
 Small-pox, Definition, 3
 — Abortive, Definition, 3
 — Confluent, Definition, 3
 — Corymbose, Definition, 3
 — Distinct, 3
Small-pox, Discrete, see Distinct S. P., 3
 Small-pox, Hæmorrhagic, Definition, 3
 — Modified, Definition, 3
 — Petechial, 3
 — Semi-confluent, 3
 — Unmodified, 3
 Smell, Loss or perversion of the sense of, 30

EXPLANATIONS.—The names for common use are printed in Antique type, Latin names proper in ROMAN SMALL CAPITALS, and Synonyms, which are not to be employed in the registration of diseases, in *Italics*. The figures refer to the page where the disease is to be met with; the figures without parentheses indicating where the disease should be registered; and the figures within parentheses where the disease is entered for the sake of classification only, and not for registration.

SNA

- Snakes, Wounds Poisoned by, 95
 Soda, Poison, 91
Soft Cancer, see *Medullary Cancer*, Definition, 10
 Soft Cataract, 25
 — Chancre, 9
Softening, Atrophic, of the Brain, see *White Softening of*, 19
 Softening, Red, of the Brain, 18
 — White, of the Brain, Note, 19
 — — — Spinal Cord, 20
 — Yellow, of the Brain, 18
 SOLIS ICTUS, 18
 Solution of the Lens, Operation, 109
 SOLUTIO LENTIS, Opus chirurgicum, 109
 SORDUM COITUS IN AURIBUS, 28
 Sore, Phagedænic, Syphilitic, 9
 — Sloughing, Syphilitic, 9
 — Throat, 47
Sore Throat, Putrid, see *Sloughing S. T.*, 47
 Sore Throat, Sloughing, Note, 47
 Spanish Fly, Poison, 94
 Spasm of the Bladder, 60
 — — Glottis, 38
Spasm of the Glottis, see *Laryngismus Stridulus*, (38,) 21
 Spasm of Muscle, (81,) 21
 — of the Sphincter Ani, 53
Spasmodic Croup, see *Laryngismus Stridulus*, (38,) 21
Spasmodic Cholera, see *Malignant Cholera*, (52,) 5
 SPASMUS MUSCULORUM, (81,) 21
 — ANI, 53
 — GLOTTIDIS, 38
Spasmus Glottidis, vide *LARYNGISMUS STRIDULUS*, (38,) 21
 SPASMUS VESICÆ, 60
 Specific diseases affecting the Teeth, 44
 Spermatic Cord, Abscess of, 61
 — — Diseases of, 62
 — — Hydrocele of, 62
 — — — Diffused, 63
 — — — Encysted, 63
 — — Neuralgia of, 63
 — — Non-malignant Tumours of, 63
 Spermatorrhœa, 64
 SPHACELUS CERVICIS UTERI IN PUERPERIS, 74
 — MEMBRANÆ CELLULOSÆ, 82
 — PERINEI IN PUERPERIS, 74

SPI

- SPHACELUS PHARYNGIS, 48
 — RECTI INTESTINI IN PUERPERIS, 74
 — SCROTI, 62
 — VESICÆ, 59
 — — IN PUERPERIS, 74
 — VAGINÆ IN PUERPERIS, 74
 Sphincter Ani, Spasm of, 53
 — — Incision of, Operation, 115
 SPHINCTERIS ANI SECTIO, Opus chirurgicum, 115
 Spina Bifida, (125, 80,) 20
 — — Paracentesis of, Operation, 116
 SPINA FRACTA ET LOCO MOTI, 102
Spinal Apoplexy, see *Spinal Hæmorrhage*, 20
 Spinal Column, Fissure of, see *Spina Bifida*, Malformation, (125,) 20
 Spinal Cord, Absent or Imperfect, 122
 — — Atrophy of, 20
 — — White, Softening of, 20
 Spinal Cord and its Membranes, Cancer of, (20,) 11
 — — — Diseases of, 19
 — — — Fissure of, (125,) 20
 — — — Hæmorrhage of, 20
 — — — Inflammation of, Note, 19
 — — — Injuries of, 102
 — — — Malformations of, (122, 125,) 20
 — — — Meningitis of, 19
 — — — Non-malignant Tumours of, 20
 Spinal Meningitis, Definition, 19
 Spine, Abscesses of, 80
 — Angular Deformity of, 80
 — Ankylosis of, 80
 — Anterior Curvature of, 80
 — Cancer of, (80,) 11
 — Caries of, 79
 — Chronic Osteo-arthritis of, (80,) 8
 — Curvature of, Anterior, 80
 — — — Lateral, 80
 — — — Rickety, (80,) 11
 — Deformity of, from Malformation, (125,) 80
 — Diseases of, 79
 — Fracture and Dislocation of, Note, 102
 — Lateral Curvature of, 80
 — Malformations of, (125,) 80
 — Necrosis of, 79
 — Non-malignant Tumours of, 80
 — Osteo-arthritis, Chronic of, (80,) 8

SPI

- Spine, Parasitic Disease of, 80
 — Psoas, Lumbar and other Abscesses of, 80
 — Spontaneous Fracture of the Odontoid Process of, 79
 — Ulceration of Ligaments and Cartilages of, 80
 Spleen, Abscess of, 55
Spleen, Amyloid Disease of, see Lardaceous S., 55
 Spleen, Cancer of, (56,) 11
 — Colloid of, (56,) 11
 — Congestion of, 55
 — Diseases of, 55
 — Fibrinous Deposit in, 55
 — Hypertrophy of, 55
 — Lardaceous, 55
 — Parasitic Disease of, 56
 — Pyæmic Inflammation and Abscess of, 55
 — Rupture of, (56,) 102
 — Tubercle of, (56,) 14
Spleen, Waxy, see Lardaceous S., 55
 Splenitis, 55
 Spontaneous Aneurismal Varix, 33
 — Fracture, Note, 77
 — — of the Spine, 79
 — Varicose Aneurism, 34
 Sprain of the Back, 102
 — — Lower Extremity, 106
 — — Upper Extremity, 104
 Spurious Pains and Cramp during Pregnancy, 70
 Squill, Poison, 92
 Stain, Metallic, of the Conjunctiva, 23
 — — — — from Lead, (90,) 23
 — — — — from Nitrate of Silver, (91,) 23
 — of Skin, from Silver, (88,) 91
 Staphyloma of the Cornea, 24
 — — Sclerotic, 24
 — Operation for, 110
Starvation, see Privation, 96
 Stearrhœa, 86
 Steatoma, 88

STR

- Steel Filings, Poison, 95
 Sterelmintha, Parasites, 119
 Sterno-clavicular Joint, Dislocation of, 104
 Sternum, Fracture of, 101
 — Fissure of, Malformation, 124
 Stiff-neck, 8
 Still-born, (75, 126,) 90
 Stinging Insects, Death caused by, 95
 — — Irritation caused by, 89
 — — Poisoned Wounds by, 89, 95
 — Plants, Irritation caused by, 89
 Stomach, Cancer of, (50,) 11
 — Chronic Ulcer of, 50
 — Colloid of, (50,) 11
 — Dilatation of, 50
 — Diseases of, 49
 — Foreign Bodies in, (50,) 103
 — Hernia, 50
 — Injuries of, (50,) 102
 — Laceration of, Spontaneous, 50
 — Non-malignant Tumours of, 50
 — Parasitic Disease of, 50
 — Perforation of, Note, 50
 — Stricture of, 50
 — Ulcer of, Chronic, 50
 Stomatitis, 42
Stomatitis, Gangrenous, see Cancrum Oris, 42
 Stomatitis, Ulcerative, 42
Stomatitis, Vesicular, see Thrush, 42
 STOMATITIS EXULCERANS, 42
Stomatitis Vesiculosa, vide APHTHÆ, 42
 Strabismus, 27
 — Operation for, 109
 Stramonium, Poison, 92
 Strangling, Asphyxia from, 96
 Strangulated Hernia, 51
 — — Incision for, Operation, 114
 STRANGULATIO INTERNA INTESTINORUM, 51
 Strangulation, Internal, of Intestines, 51
 STRANGULATORUM, ASPHYXIA, 96
 STREMA A TERGO, 102
 — IN MEMBRIS INFERIORIBUS, 106
 — — — SUPERIORIBUS, 104

EXPLANATIONS.—The names for common use are printed in Antique type, Latin names proper in ROMAN SMALL CAPITALS, and Synonyms, which are not to be employed in the registration of diseases, in *Italics*. The figures refer to the page where the disease is to be met with; the figures without parentheses indicating where the disease should be registered; and the figures within parentheses where the disease is entered for the sake of classification only, and not for registration.

STR

- STRICTURA CANALIS UTERI, 66
 — FAUCIUM, 48
 — INTESTINORUM, 51
 — ITINERIS URINÆ VIRILIS, 61
 — ŒSOPHAGI, 49
 — ORIS UTERI, 65
 — RECTI INTESTINI ET ANI, 53
 — TUBI FALLOPIANI, 65
 — VENTRICULI, 50
 Stricture of the Canal of the Uterus, 66
 — — Fallopian Tube, 65
 — — Fauces, 48
 — — Intestines, 51
 — — Œsophagus, 49
 — — Orifice of the Uterus, 65
 — — Rectum and Anus, 53
 — — — Operation for, 115
 — — Stomach, 50
 — — Urethra, Male, 61
 — — — Inflammatory, 61
 — — — Organic, 61
 — — — Spasmodic, 61
 — — — Traumatic, 61
 — — — Operation for Sudden Dilatation
 of, 115
 Strongylus Bronchialis, Parasite, (118,) 39
 Strophulus, Note, 84
 STRUMA, (17,) 14
 — ARTICULARIS, (78,) 14
 — CUM TUBERCULIS, (17,) 14
 — CUTIS, (88,) 14
 — INTERIOR OCULI, (26,) 14
 — OSSIUM, (78,) 14
 — SINE TUBERCULIS, (17,) 14
 Strumous Ophthalmia, see Scrofulous O.,
 (23,) 14
 Stump, Irritable, 113
 Strychnia, Poison, 93
 Subacute Rheumatism, 7
 Subcutaneous Injection, Poisoned Wound,
 Note, 95
 Sudamina, Note, 85
 Sudden Death after Delivery, 75
 SUFFUSIO, 25
 — EX VULNERE, 25
 — INGENITA, (126,) 25
 — SANGUINIS, (16)
 — URINÆ, 61
 Sulphuretted Hydrogen, Poison, 94
 Sulphuric Acid, Poison, 91
 Sun-stroke, 18

SYP

- Supernumerary Fingers and Toes, Malfor-
 mation, 125
 — Cavities of the Heart, Malformation,
 (125,) 32
 — Valves of the Heart, Malformation,
 (125,) 31
 SUPERANTES NUMERO VALVÆ CORDIS, De-
 formitas ingenita, (125,) 31
 SUPERANTES NUMERO DIGITI, Deformitas
 ingenita, 125
 SUPERANTIA NUMERO CAVA CORDIS, De-
 formitas ingenita, (125,) 32
 Suppression of Urine, 58
 Suppurating Bubo, Syphilitic, (36,) 9
 — Cyst, (13)
 Suppuration of the Bladder, 59
 — of Glands, 35
 — — Hernial Sac, 52
 — Keratitis with, 24
 — of Lymphatics, 35
 SUPPURATIO GLANDULARUM, 35
 — VASORUM LYMPHIFERORUM, 35
 — VESICÆ, 59
 Suppurative Inflammation, (16)
 — Nephritis, Definition, 57
 — Pericarditis, Definition, 30
 — Peritonitis, 56
 — Phlebitis, 34
 Supra-renal Capsule, Cancer of, (37,) 11
 — — Diseases of, 37
 — — Tubercular Degeneration of, (37,) 14
 SURDITAS, (126,) 29
 SURGICAL OPERATIONS, 109
 Sycosis, Note, 86
 Symblepharon, Malformation, (122,) 27
 — Operation for, 109
 Synchisis, 25
 Syncope, (21,) 32
 — Consequent on Pregnancy, 69
 Synovial Cyst, (13)
 — Membrane, Pulpy Degeneration of, 78
 — Rheumatism, Definition, (79,) 8
 Synovitis, Acute, 78
 — Chronic, 78
 — Gouty, Definition, (79,) 8
 SYNOVIALIS INFLAMMATIO ACUTA, 78
 — — LONGA, 78
 — — PODAGRICA, (79,) 8
 Syphilis, Definition, 8
 — Hereditary, Definition, 9
 — Manifested at Birth, (126,) 9

- SYP
- Syphilis of the Penis, (62,) 9
 — Primary, Definition, 8
 — of the Rectum, (53,) 9
 — — Scrotum, (62,) 9
 — Secondary, Definition, 9
 — Tertiary, Definition, 9
 — of the Tongue, (47,) 9
 — — Vulva, (67,) 9
 Syphilitic Bubo, (36,) 9
 — Laryngitis, Note, (38,) 9
 — Iritis, (24,) 9
 — Affections, Local, 9
 — — of the Fauces, (48,) 9
 — — — Larynx, Note, (38,) 9
 — — — Pharynx, (48,) 9
 — — — Tonsils, (48,) 9
 — Deposit of the Liver, (54,) 9
 — — — Lung, (40,) 9
 — — — Muscle, (80,) 9
 — Disease, (17,) 9
 — — of Bones, (78,) 9
 — — — Brain, (19,) 9
 — — — Testicle, (63,) 9
 — Inflammation, (16,) 8, 9
 — — of Glands, (36,) 9
 — Necrosis of the Cartilages of the Larynx,
 Note, (38,) 9
 — — — Trachea, Note, (39,) 9
 — Ulcer of the Larynx, Note, (38,) 9
 — — — Lips, (42,) 9
 SYPHILIS COLIS, (62,) 9
 — INGENITA, (126,) 9
 — INVETERATA, 9
 — PRIMIGENIA, 8
 — — LINGUÆ, (47,) 9
 — RECTI INTESTINI, (53,) 9
 — SECUNDARIA, 9
 — — LINGUÆ, (47,) 9
 — SCROTI, (62,) 9
 — VULVÆ, (67,) 9
 Syreniform Fœtus, Malformation, 125
- TES
- Tabes Mesenterica, (56,) 14
 Tænia, Parasite, (the varieties are given
 at p. 119,) 52
 Talipes Calcaneus, 81
 — Calcaneo-varus, 81
 — Equinus, 81
 — Equino-valgus, 81
 — Valgus, 81
 — Varus, 81
 Tarsal Bones, Dislocation of, 107
 — Ophthalmia, 27
 Tartaric Acid, Poison, 91
 TAXUS BACCATA, Venenum, 93
 Teeth, Dilaceration of, 46
 — Diseases of, 43
 — Dislocation of, 46
 — Fracture of, 46
 — Friction of, 46
 — Irregularity in Form of, 45
 — — — Number of, 45
 — — — Position of, 45
 — — — Time of Eruption of, 45
 — Mechanical Injuries of, Note, (98,) 46
 Teething, Note, 43
 TENDO ADHÆRENS, 81
 Tendons, Adhesion of, 81
 — Cancer of, (81,) 11
 — Contraction of, 81
 — Diseases of, 81
 — Inflammation of, 81
 — Non-malignant Tumours of, 81
 — Rupture of, (81,) 108
 TENONTOTOMIA, Opus chirurgicum, 115
 Tenotomy, Operation, 115
 Tertian Ague, 5
 Tertiary Syphilis, Definition, 9
 Testicle Absent, Malformation, (124,) 63
 — Abscess of, 63
 — Atrophy of, 63
 — Cancer of, (63,) 11
 — Cystic Disease of, 63
 — Diseases of, 63
 — Fœtal Remains in, Malform., (126,) 63
 — Injuries of, (63,) 103
- TABACUM, Venenum, 93
Tabes Dorsalis, see Spinal Atrophy, 20

EXPLANATIONS.—The names for common use are printed in *Antique type*, Latin names proper in *ROMAN SMALL CAPITALS*, and Synonyms, which are not to be employed in the registration of diseases, in *Italics*. The figures refer to the page where the disease is to be met with; the figures without parentheses indicating where the disease should be registered; and the figures within parentheses where the disease is entered for the sake of classification only, and not for registration.

TES

- Testicle, Malformations of, (124, 126,) 63
 — Malposition of, (126,) 63
 — Neuralgia of, 64
 — Non-malignant Tumours of, 63
 — Protrusion of the Tubuli of, 63
 — — — — Operation for, 116
 — Retained in the Abdomen, Malformation, (126,) 63
 — — — Inguinal Canal, (126,) 63
 — Syphilitic Disease of, (63,) 9
 — Tubercle of, (63,) 14
 TESTICULUS IN FORAMINE INGUINALI RETENTUS, Deformitas ingenuita, (126,) 63
 — IN VENTRE RETENTUS, Deformitas ingenuita, (126,) 63
Testis, Fungus, see Protrusion of the Tubuli of the Testicle, 63
 — *Hernia*, see Protrusion of the Tubuli of the Testicle, 63
 Tetanus, 21
 Tetrastoma Renale, Parasite, (119,) 58
 Thecal Abscess, (81,) 87
 Thickening of the Capsule of Glisson, 54
 — — Pleura, see Adhesions of, 41
 Thigh, Amputation of, Operation, 112
 Thoracic Duct, Obstruction of, Note, 35
 — Paracentesis, 116
 Thorn-apple, Poison, 92
 Throat, Out-, 100
Throat, Putrid Sore, see Sloughing S. T., 47
 Throat, Relaxed, 47
 — Sloughing Sore, Note, 47
 — Sore, 47
 — Ulcerated, 47
 Thrombosis of Arteries, 33
 — of the Cerebral Arteries, 19
 — — Pulmonary Artery as a cause of sudden death after Delivery, 75
 THROMBOSIS ARTERIARUM, 33
 — — CEREBRI, 19
 — IN PUERPERIS, 75
 Thrush, 42
 — Fungus, (120,) 42
 — Parasitic, 42
 Thumb, Dislocation of, 105
 Thymus Gland, Cancer of, (37,) 11
 — — Diseases of, (41,) 37
 — — Hypertrophy of, 37
 — — Non-malignant Tumours of, 37
 Thyroid Gland, Cancer of, (36,) 11
 — — Cyst of, 36

TRA

- Thyroid Gland, Diseases of, 36
 — — Inflammation of, 36
 Tibia, Fracture of, 106
Tic Douloureux, see Facial Neuralgia, 21
 Tinea Decalvans, (Parasite, Microsporon Audouini, 121,) 88
 — Favosa, (Parasite, Achorion Schœnleinii, 121,) 88
 — Polonica, (Parasite, Trichophyton Sporuloides, 121,) 89
 — Tonsurans, (Parasite, Achorion Lebertii, 121,) 88
 — Versicolor, (Parasite, Microsporon Furfur, 121,) 89
 Tobacco, Poison, 93
 Toes, Amputation of, 112
 — Conjoined, Malformation, 125
 — Deficient in number, Malformation, 122
 — Supernumerary, Malformation, 125
 Tongue, Abscess of, 47
 — Aphthous Ulcer of, 47
 — Cancer of, (47,) 11
 — Diseases of, 46
 — Hypertrophy of, 47
 — Paralysis of, (47,) 20
 — Syphilis of, Primary, (47,) 9
 — — — Secondary, (47,) 9
 — -tie, 47
 — Ulcer of, 47
 — Vascular Tumour of, 47
 TONSILLE INTUMESCENTES, 47
 Tonsillitis, 47
 Tonsils, Cancer of, (47,) 11
 — Enlarged, 47
 — Scrofulous Disease of, (48,) 9
 — Syphilitic Affection of, 48
Tooth Rash, see Strophulus, 84
 Torula Cerevisiæ, Parasite, (120,) 50
 Trachea, Necrosis of the Cartilages of, Note, 39
 — — — Phthisical, Note, (39,) 14
 — — — Syphilitic, Note, (39,) 9
 Trachea and Bronchi, Cancer of, (39,) 11
 — — — Contraction of, 39
 — — — Diseases of, 38
 — — — Dilatation, 39
 — — — Foreign Bodies in, (38,) 100
 — — — Malformations of, (123,) 39
 — — — Non-malignant Tumours of, 39
 — — — Parasitic Disease of, 39
 — — — Rupture of, 100

- | TRA | TUM |
|--|--|
| Trachea and Bronchi, Tubercle of, (39,) 14 | Tubercle of the Kidney, (58,) 14 |
| Ulcer of, 39 | — — Liver, (54,) 14 |
| TRACHEA RUPTA, 100 | — — Mesenteric Glands, (56,) 14 |
| TRACHEOTOMIA, Opus chirurgicum, 114 | — — Miliary or Granular, of the Brain, (19,) 14 |
| Tracheotomy, Operation, 114 | — — Ovary, (64,) 14 |
| — for Removal of Foreign Bodies from Windpipe, 114 | — — Prostate Gland, (60,) 14 |
| Transfusion, Operation, 117 | — — Spleen, (56,) 14 |
| TRANSFUSIO, Opus chirurgicum, 117 | — — Testicle, (63,) 14 |
| TRANSITUS PER DUCTUS CALCULORUM FELLEORUM, 55 | — — Trachea and Bronchi, (39,) 14 |
| Transplantation of the Ovary, 64 | — — Uterus, (66,) 14 |
| Transposition of Viscera, Malform., 126 | TUBERCULA DEPOSITA IN CEREBRO, (19,) 14 |
| Traumatic Aneurism, 33 | — — — — FLAVA, (19,) 14 |
| — Aneurismal Varix, 33 | — — — — MILIARIA SIVE GRANULOSA, (19,) 14 |
| — Cataract, 25 | — GLANDULÆ PROSTATÆ, (60,) 14 |
| — Iritis, 24 | — GLANDULARUM BRONCHIALIUM, (36, 41,) 14 |
| — Varicose Aneurism, 34 | — — MESENTERII, (56,) 14 |
| TREMOR EX HYDRARGYRO, (21,) 90 | — JECINORIS, (54,) 14 |
| Tremor Mercurial, (21,) 90 | — LIENIS, (56,) 14 |
| Trephining, for Excision of Bone from the Head, Operation, 112 | — MILIARIA ACUTA PULMONIS, (40,) 14 |
| Trichiasis, 27 | — OVARII, (64,) 14 |
| — Operation for, 109 | — RENUM, (58,) 14 |
| Trichina Spiralis, Parasite, (118,) 81 | — TESTICULI, (63,) 14 |
| Trichinosis, 81 | — TRACHEÆ ET BRONCHIORUM, (39,) 14 |
| Trichocephalus Dispar, Parasite, (118,) 52 | — TUBI FALLOPIANI, (65,) 14 |
| Trichophyton Sporuloides, Parasite, (121,) 89 | — UTERI, (66,) 14 |
| <i>Trichophyton Tonsurans</i> , see <i>Achorion Lebertii</i> , Parasite, (121,) 88 | Tubercular Degeneration of the Supra-renal Capsules, (37,) 14 |
| Tricuspid Valve, Disease of, 31 | — Deposit of the Brain, (19,) 14 |
| Triple Phosphate Calculus, 59 | — Meningitis, (18,) 14 |
| Trochanter Major, Fracture of, 106 | — Pericarditis, (30,) 14 |
| True Leprosy (87,) 13 | — Peritonitis, (56,) 14 |
| Trunk, Excision of Bones from the, 112 | — Pleurisy, (41,) 14 |
| TUBER VERRUCOSUM LARYNGIS, 38 | Tuberculosis, Acute Miliary, of Lung, (40,) 14 |
| Tubercle, 14 | Tubuli of the Testicle, Protrusion of the, 63 |
| — of the Brain, Miliary or Granular, (19,) 14 | TUBUS FALLOPIANUS LOCO MOTUS, 65 |
| — — — Yellow, (19,) 14 | <i>Tumor Adenoides Mammæ Fæmineæ</i> , vide T. MAMMARUM LONGUS, 76 |
| — — Bronchi, (39,) 14 | TUMOR ADIPOSUS, (12,) 87 |
| — — Bronchial Glands, (36, 41,) 14 | — — CUTIS, 87 |
| — — Fallopiian Tube, (65,) 14 | |

EXPLANATIONS.—The names for common use are printed in *Antique type*, Latin names proper in *ROMAN SMALL CAPITALS*, and Synonyms, which are not to be employed in the registration of diseases, in *Italics*. The figures refer to the page where the disease is to be met with; the figures without parentheses indicating where the disease should be registered; and the figures within parentheses where the disease is entered for the sake of classification only, and not for registration.

TUM

TUMOR ADIPOSUS CONJUNCTIVÆ, 23
 — — MAMMÆ FÆMINEÆ, 76
Tumor Alveolaris, Glutinosus, Collodes Ovarii,
 vide TUMOR CYSTICUS MULTIPLEX O., 64
 TUMOR BYRSÆ, 82
 — — CARTILAGINOSUS, (12)
 — — GINGIVARUM, 44
 — — MAMMÆ FÆMINEÆ, 76
 — — MAXILLARUM, 43
 — — OSSIUM, 78
 — — CHELOIDES, (12,) 88
 — — CYSTICUS MULTIPLEX, (13)
 — — — MAMMÆ FÆMINEÆ, 76
 — — — OVARIUM, 64
 — — FIBROADIPOSUS, (11)
 — — FIBROCALCAREUS, (11)
 — — FIBROARTILAGINOSUS, (12)
 — — FIBROCELLULOSUS, (11)
 — — CUTIS, 87
 — — FAUCIUM ET PALATI, 48
 — — FIBROCYSTICUS, (11)
 — — OSSIUM, 78
 — — FAUCIUM ET PALATI, 48
 — — FIBROMUSCULOSUS, (11)
 — — FIBRONUCLEOSUS, (11)
 — — FIBROPLASTICUS, (12)
 — — MAMMÆ FÆMINEÆ, 76
 — — FIBROSUS, (11)
 — — CEREBRI, 19
 — — MAMMÆ FÆMINEÆ, 76
 — — MAXILLARUM, 43
 — — OSSIUM, 78
 — — OVARIUM, 64
 — — REPETENS, (12)
 — — VESICÆ, 59
 — — UTERI, 66
 — — GLANDULOSUS, (12)
 — — MAMMARUM LONGUS, 76
 — — MYELODES, (12)
 — — MAXILLARUM, 43
 — — OSSIUM, 78
 — — OSSEUS, (12)
 — — CANCELATUS OSSIUM, (12,) 78
 — — CEREBRI, 19
 — — DIFFUSUS OSSIUM, (12,) 78
 — — EBURNEUS OSSIUM, (12,) 78
 — — MAMMÆ FÆMINEÆ, 76
 — — MAXILLARUM, 43
 — — OSSIUM, 78
 — — SEBACEUS, (12,) 88
 — — FORAMINIS AURIS, 28

TUM

TUMOR SPONGIOSUS MUSCULORUM, 81
 — — SUBCUTANEOUS DOLENS, (11)
Tumor Subcutaneus Dolens Mammæ Fæmineæ,
 vide TUMOR FIBROSUS M. F., 76
 TUMOR VASCULOSUS, (12)
 — — GINGIVARUM, 44
 — — LINGUÆ, 47
 — — MAMMÆ FÆMINEÆ, 76
 — — MAXILLARUM, 43
 — — URINÆ ITINERIS FÆMINEÆ, 67
 — — VERRUCOSUS, (12)
 — — VILLOSUS, (12)
 — — VESICÆ, 59
 TUMORES NON-MALIGNI; CYSTES NON-
 MALIGNÆ, (11, 17)
 TUMORES NON-MALIGNI ARTICULORUM, 79
 — — AURICULÆ, 28
 — — CEREBRI, 19
 — — COLIS, 62
 — — CONJUNCTIVÆ, 23
 — — CUTIS, 87
 — — FAUCIUM ET PALATI, 48
 — — FUNICULI SEMINALIS, 63
 — — GINGIVARUM, 44
 — — GLANDULÆ PROSTATÆ, 60
 — — — THYMI, 37
 — — GLANDULARUM BRONCHIALIUM, (36,) 41
 — — — MESENTERII, 56
 — — — SALIVOSARUM, 49
 — — INTESTINORUM, 52
 — — JECINORIS, 54
 — — LINGUÆ, 47
 — — MAMMÆ FÆMINEÆ, 76
 — — MAMMILLÆ VIRILIS, 77
 — — MAXILLARUM, 43
 — — LARYNGIS, 38
 — — MEDIASTINI, 41
 — — MEDULLÆ IN SPINA, 20
 — — MEMBRANÆ CELLULOSÆ, 82
 — — MUSCULORUM, 81
 — — NERVORUM, 20
 — — OSSIUM, 78
 — — OVARIUM, 64
 — — PARTIUM INTRA ORBITAS SITARUM, 27
 — — PLEURÆ, 41
 — — RENUM, 58
 — — RECTI INTESTINI, 53
 — — SCROTI, 62
 — — SEPTI NASI, 30
 — — SPINÆ, 80

- TUM
- TUMORES NON-MALIGNI TENDINUM, 81
 — — TESTICULI, 63
 — — TONSILLARUM, 48
 — — TRACHEÆ ET BRONCHIORUM, 39
 — — VENTRICULI, 50
 — — VESICÆ, 59
Tumour, Adenoid, of the Female Breast, see
 Chronic Mammary Tumour, 76
 Tumour, Bursal, Definition, 89
 — Cartilaginous, (12)
 — — of the Antrum, 43
 — — — Bone, 78
 — — — Breast, Female, 76
 — — — Gums, 44
 — — — Jaws, 43
 — Chronic Mammary, 76
 — Complex Cystic, (13)
 — — of the Breast, Female, 75
 — — — Ovary, 64
 — Erectile, of Muscles, 81
 — Fatty, Definition, (12)
 — — of the Conjunctiva, 23
 — — — Breast, Female, 76
 — — — Skin, 87
 — Fibro-calcareous, Definition, (11)
 — Fibro-cartilaginous, (12)
 — Fibro-cellular, Definition, (11)
 — — — of the Fauces, 48
 — — — — Palate, 48
 — — — — Skin, 87
 — Fibro-cystic, Definition, (11)
 — — — of Bone, 78
 — — — — Fauces, 48
 — — — — Palate, 48
 — Fibro-fatty, Definition, (11)
 — Fibro-muscular, Definition, (11)
 — Fibro-nucleated, Definition, (11)
 — Fibro-plastic, Definition, (12)
 — — — of the Breast, Female, 76
 — Fibrous, Definition, (11)
 — — of the Antrum, 43
 — — — Bladder, 59
 — — — Brain, 19
 — — — Bone, 78
- TUM
- Tumours, Fibrous, of the Breast, Female, 76
 — — — Jaws, 43
 — — — Ovary, 64
 — — — Uterus, 66
 — Glandular, Definition, (12)
 — Ivory of Bone, (12,) 78
Tumour, Molluscous, of the External Meatus,
see Sebaceous T. of, 28
 Tumour, Myeloid, Definition, (12)
 — — of the Antrum, 43
 — — — Bone, 78
 — — — Jaws, 43
 — Osseous, (12)
 — — — Antrum, 43
 — — — Bone, (12,) 78
 — — — — Cancellated, (12,) 78
 — — — — Diffused, (12,) 78
 — — — — Ivory, (12,) 78
 — — — Brain, 19
 — — — Breast, Female, 76
 — — — Jaws, 43
 — Recurrent Fibroid, Definition, (12)
 — Painful Subcutaneous, Definition, (11)
Tumour, Painful Subcutaneous, of the Breast,
Female, see Fibrous Tumour of, 76
 Tumour, Sebaceous, (12)
 — — of the External Meatus, 28
 — — — Skin, 88
 — Vascular, (12)
 — — of the Antrum, 43
 — — — Breast, Female, 76
 — — — Gums, 44
 — — — Jaws, 43
 — — — Meatus Urinarius, 67
 — — — Tongue, 47
 — Villous, (12)
 — — of the Bladder, 59
 — Warty, (12)
 — — of the Eyelids, Operation for, 109
 Tumours, Fluid, Paracentesis of, Operation,
 117
 Tumours, Non-malignant. (For their clas-
 sification and local distribution, see
 Non-malignant Tumours,) (11, 17)

EXPLANATIONS.—The names for common use are printed in Antique type, Latin names proper in ROMAN SMALL CAPITALS, and Synonyms, which are not to be employed in the registration of diseases, in *Italics*. The figures refer to the page where the disease is to be met with; the figures without parentheses indicating where the disease should be registered; and the figures within parentheses where the disease is entered for the sake of classification only, and not for registration.

TUM

- Tumours, Removal of, 113
 Tunica Vaginalis, Diseases of, 63
 — — Hydrocele of, 63
 — — — Congenital, 63
 — — — Encysted, 63
 — — Hydrocele of, Infantile, 63
 — — Inflammation of, 63
 — — Loose Bodies in, 63
 Tympani, Membrana, Diseases of, 28
 — — Inflammation of, 28
 — — Injuries of, (28,) 98
 — — Perforation of, 28
 — — Ulceration of, 28
 Tympanum, Diseases of, 28
 — — of the Mucous Membrane of the, 28
 — — — Ossicles of the, 28
 Tympanites, 51
 Typhlitis, 50
Typhoid Fever, see *Enteric Fever*, Definition, 4
 TYPHUS, 4
 Typhus Fever, Definition, 4
- Ulcer, Aphthous, of the Tongue, 47
 — of the Bronchi, 39
 — — Cornea, 24
 — — Hepatic Ducts and Gall-bladder, 55
 — — Larynx, Note, 38
 — — — Phthisical, Note, (38,) 14
 — — — Syphilitic, Note, (38,) 9
 — — Lips, 42
 — — — Syphilitic, (42,) 9
 — — Pharynx, 48
 — — — Perforating, 48
 — — — Superficial, 48
 — Rodent, Definition, 13
 — — of the Uterus, 65
 — of the Skin, 87
 — — Stomach, Chronic, 50
 — Syphilitic, of the Lips, (42,) 9
 — of the Tongue, 47
 — — — Aphthous, 47
 — of the Trachea, 39
 — — Urethra, Male, 61
 — — Uterus, 65
 — — — Rodent, 65
 Ulcerated Nipple, 75
 — Throat, 47
 Ulceration of the Anus, 52
 — — Bladder, 58
 — — Cartilage of Joints, 78

UPP

- Ulceration of the Dental Pulp, 43
 — — Epiglottis, 37
 — — Gums, 44
 — — Intestines, 50
 — — Ligaments and Cartilages of Spine, 79
 — — Membrana Tympani, 28
 — — Œsophagus, 49
 — — Pituitary Membrane, 29
 — — Prostate Gland, 60
 — — Rectum, 52
 Ulcerative Inflammation, (16)
 — Stomatitis, 42
 ULCUS APHTHODES LINGUÆ, 47
 — CORNEÆ, 24
 — CUTIS, 87
 — DUCTUUM JECINORIS ET VESICULÆ FELLIS, 55
 — ERODENS, 13
 — — UTERI, 65
 — EX CUBANDO, 87
 — ITINERIS URINÆ VIRILIS, 61
 — LABRORUM, 42
 — — SYPHILITICUM, (42,) 9
 — LARYNGIS, 38
 — — EX PHTHISI, (38,) 14
 — — EX SYPHILIDE, (38,) 9
 — LINGUÆ, 47
 — LONGUM VENTRICULI, 50
 — PHARYNGIS, 48
 — TRACHEÆ ET BRONCHIORUM, 39
 — UTERI, 65
 — VENEREUM DURUM, 8
 — — MOLLE, 9
 — — PHAGEDÆNICUM, 9
 — — PUTRE, 9
 UNGUIS OCULI, 23
 — INVOLUTUS, 88
 Umbilical Hernia, 51
 — — Congenital, (126,) 51
 Unmodified Small-pox, 3
 UNOCULUS, Deformitas ingenita, (125,) 26
 Upas Antiar, Poison, 93
 — Tiente, Poison, 93
 UPAS ANTIARICUM, Venenum, 93
 — TIEUTICUM, Venenum, 93
 Upper Extremity Absent, Malformation
 122
 — — Contusion of, 104
 — — Dislocation of, 105
 — — Excision of Bones from, Operation,
 112

UPP

- Upper Extremity, False Joint of, 105
 — — Foreign Bodies Embedded in, 104
 — — Fracture of, 104
 — — — Greenstick, 104
 — — — Ununited, 105
 — — Injuries of, 104
 — — — Vessels of, 104
 — — Malformations of, 122, 125
 — — Separation of the Epiphyses of, 104
 — — Sprain of, 104
 — — Wound of, 104
 — — — of Joint of, 104
 Uraceus Patent, Malformation, 124
 — Persistent, Malformation, 124
 URACHUS PATENS, Deformitas ingen., 124
 — PERSTANS, Deformitas ingenua, 124
 URALIA, Venenum, (95,) 92
 Urate of Ammonia Calculus, 59
 Ureters Absent or Impervious, Malformation, (124,) 58
 — Calculus in, 58
 URETERES AUT NULLI AUT IMPERVII, 124
 Uric Acid Calculus, 59
 — Oxide Calculus, 59
 Urethra, Male, Calculus Impacted in, 61
 — — Diseases of, 61
 — — Fissure of, Malformation, (125,) 61
 — — — Epispadic, (125,) 61
 — — — Hypospadic, (125,) 61
 — — Foreign Bodies in, (104,) 61
 — — Malformations of, (125,) 61
 — — Rupture of, with Fractured Pelvis, 104
 — — Stricture of, 61
 — — — Inflammatory, 61
 — — — Organic, 61
 — — — Spasmodic, 61
 — — — Traumatic, 61
 — — Operation for Sudden Dilatation of, 115
 — — Ulcer of, 61
 — — Urinary Abscess of, 61
 — — — Fistula of, 61
 — Female, Dilatation of, Operation, 114

UTE

- Urethritis, 61
 URETHROTOMIA INTERIOR, Opus chir., 115
 — — DILATATIO PROMPTA STRICTURÆ, 115
 Urethrotomy, Internal, Operation, 115
 — — Sudden Dilatation of Stricture, 115
 URINA FREQUENS, 58
 — SUPPRESSA, 58
 Urinary Abscess, 61
 — Bladder, Diseases of, (for their subdivision, see Bladder, Urinary,) 58
 — Cyst of the Kidney from Injury, 58
 — Fistula, 61
 — System, Diseases of the, 57
 — — Disorders of the, from Pregnancy, 70
 — — Malformations of the, (124, 125,) 58, 59, 61
 Urine, Extravasation of, 61
 — Incontinence of, 60
 — — — from Pregnancy, 70
 — Retention of, 60
 — — — from Pregnancy, 70
 — Suppression of, 58
 Urostealith, 59
 Urticaria, 83
 Uteri, Cervix, Cancer of, as an Obstacle to Parturition, 71
 — — Enlongation of, 66
 — — Sloughing of, consequent on Parturition, 74
 — Os, Occlusion of, as an Obstacle to Parturition, 71
 — — Rigidity of, as an Obstacle to Parturition, 71
 UTERI PROCIDENTIA, 66
 Utero-vesical Fistula, (59, 74,) 65
 — — — Consequent on Parturition, (74)
 — — — Operation for, 116
 Uterus, Abrasion of the Cervix of, 65
 — Abscess of, 65
 — Absent, Malformation, (124,) 66
 — Antelexion of, 66
 — Anteversion of, 66
 — — — Extreme, as an obstacle to Parturition, 72

EXPLANATIONS.—The names for common use are printed in *Antique type*, Latin names proper in *ROMAN SMALL CAPITALS*, and Synonyms, which are not to be employed in the registration of diseases, in *Italics*. The figures refer to the page where the disease is to be met with; the figures without parentheses indicating where the disease should be registered; and the figures within parentheses where the disease is entered for the sake of classification only, and not for registration.

UTE

- Uterus, Atony of, during Parturition, 71
 — — causing Retention of the Placenta, 73
 — Atrophy of, 66
 — Cancer of, (66,) 11
 — — Epithelial, (66,) 11
 — — Medullary, (66,) 11
 — Catarrh of, 65
 — Discharge of Watery Fluid, from the Pregnant, 70
 — Diseases of, 65
 — Displacements of, 66
 — — of the Pregnant, 70
 — Distortions of, 66
 — Double, Malformation, (125,) 66
 — Elongation of the Cervix of the, 66
 — Epithelial Cancer of, (66,) 11
 — Fibrous Tumour of, 66
 — Functional Diseases of, 68
 — Granular Inflammation of Cervix of, 65
 — Hæmorrhage from the, 68
 — — — Pregnant, 70
 — Hernia of, 66
 — — of the Pregnant, 70
 — Hour-glass Contraction of, causing Retention of the Placenta, 73
 — Hydrorrhœa of, 65
 — — of the Pregnant, 70
 — Hypertrophy of, 66
 — Hysteralgia of the Pregnant, 70
 — Inflammation of, 65
 — — Granular, of the Cervix of, 65
 — Injuries of, 103
 — — of the Pregnant, 104
 — Inversion of, 66
 — — of the Pregnant, 73
 — Laceration of, from Parturition, 73
 Uterus, *Leucorrhœa* of, see Catarrh of, 65
 Uterus, Mechanical Obstacle to the Action of, during Parturition, 71
 — — — from Ankylosed Coccyx, 71
 — — — — Cancer of the Cervix Uteri, 71
 — — — — Cicatrix or Band of the Vagina, 71
 — — — — Exostosis of the Pelvis, 72
 — — — — Extreme Anteversion, 72
 — — — — Fœtus, from Enlargement of the, from Disease, 72
 — — — — Fœtus, from Excessive Size of the, 72
 — — — — — Malformation of the, 72

UTE

- Uterus, Mechanical Obstacle to the Action of, Malposition of the, 72
 — — — from Occlusion of the Os Uteri, 71
 — — — — Narrowness of the Vagina, 71
 — — — — Pelvis being diminutive, 72
 — — — — — Distorted or Contracted, 72
 — — — — — Fractured, 72
 — — — — — during Parturition, from Pelvis being occupied by Dislocated Lumbar Vertebrae, 72
 — — — — from Polypus, 72
 — — — — Prolapsus of the Rectum, 71
 — — — — — Bladder, 71
 — — — — the Rectum being Distended, 71
 — — — — Rigidity of the Os Uteri, 71
 — — — — — Perineum, 71
 — — — — — Vagina, 71
 — — — — Stone in the Bladder, 71
 — — — — Tumor, 72
 — — — — of the External Parts, 72
 — — — — Ovarian, 72
 — — — — Pelvic, 72
 — — — — Uterine, 72
 — — — — Unusual Shortness of Funis, 72
 — — — — Thickness of Fœtal Membranes, 72
 — — — — Vagina, Cicatrix or Band of, 71
 — — — — — Narrowness of, 71
 — — — — Vaginal Cyst, 71
 Uterus, Malformations of, (124, 125,) 66
 — Medullary Cancer of, 66
 — Occlusion of the Canal of the, 66
 — — — Orifice of the, 66
 — Polypus of, 66
 Uterus, Pregnant, Discharge of Watery Fluid from, 70
 — — Disorders of, 70
 — — Displacements of, 70
 — — Hæmorrhage from, 70
 — — — during Parturition, 72
 — — — — from Accidental Detachment of the Placenta, 73
 — — — — — Placenta Prævia, 73
 — — — — — Thrombus of the Cervix Uteri or Labium, 73
 — — Hernia of, 70
 — — Hydrorrhœa of, 70
 — — Hysteralgia of, 70
 — — Injuries of, 104

- UTE
- Uterus, Pregnant, Inversion of, 73
Uterus, Pregnant, Menstruation of, see Sanguineous Discharge from, 70
 Uterus, Pregnant, Over Distension of, 71
 — — — — from Excess of Liquor Amnii, 71
 — — — — — Twins, Triplets, &c., 71
 — — Prolapsus of, 70
 — — Retroversion of, 70
 — — Rheumatism of, 70
 — — Sanguineous Discharge from, 70
 — — Spurious Pains and Cramp of, 70
 — Preternatural Adhesions of, causing Retention of the Placenta, 73
 — Prolapsus of, 66
 — — of the Pregnant, 70
 — Procidentia of, 66
 — Retroflexion of, 66
 — Retroversion of, 66
 — — of the Pregnant, 70
 — Rodent Ulcer of, 65
 — Rupture or Laceration of, during Parturition, 73
 — Sanguineous Discharge from the Pregnant, 70
 — Scirrhus of, 66
 — Stricture of the Canal of the, 66
 — — — Orifice of the, 65
 — Tubercle of, (66,) 14
 — Ulcer of, 65
 — — Rodent, 65
 UTERUS DUPLEX, Deformitas ingenita, (125,) 66
 — INVERSUS, 66
 — LOCO MOTUS ET DISTORTUS, 66
 — — — IN GRAVIDIS, 70
 — PROLAPSUS, 66
 — PRONUS, 66
 — PROVOLUTUS, 66
 — RESUPINATUS, 66
 — — IN GRAVIDIS, 70
 — RETROFLEXUS, 66
 — SUPRA MODUM DISTENTUS IN PARTURIENTIBUS, 71
- VAG
- UTERUS SUPRA MODUM DISTENTUS EX GEMINIS, &c., 71
 — — — — EX IMMODICO LIQUORE AMNII, 71
 UVA DESCENDENS, 48
 Uvula Elongated, 48
- VACCINIA, 3
 Vagina, Abscess of, 66
 — Absent, Malformation, (124,) 67
 — Cancer of, (67,) 14
 — Catarrh of, 66
 — — — during Pregnancy, (70,) 66
 — Cicatrix or Band of, 67
 — — — — as an Obstacle to Parturition, 71
 — a Cul-de-sac, Malformation, (124,) 67
 — Diseases of, 66
 — Double, Malformation, (125,) 67
 — Foreign Bodies in, 104
 — Gonorrhœa of, (67,) 60
 — Hernia of, 67
 — — — Cystocele, 67
 — — — Rectocele, 67
 — Impervious, Malformation, (124,) 67
 — Inflammation of, 66
 — Laceration of, 67
 — — — during Parturition, 73
 — Malformations of, (124, 125,) 67
 — Narrowness of, as an Obstacle to Parturition, 71
 — Plugging of, Operation, 111
 — Polypus of, 67
 — Rigidity of, as an Obstacle to Parturition, 71
 — Rupture of, during Parturition, 73
 — Sloughing of, consequent on Parturition, 74
 — Wound of, 103
 VAGINA DUPLEX, Deformitas ingenita, (125,) 67
 — IMPERVIA, Deformitas ingenita, (124,) 67

EXPLANATIONS.—The names for common use are printed in *Antique type*, Latin names proper in *ROMAN SMALL CAPITALS*, and Synonyms, which are not to be employed in the registration of diseases, in *Italics*. The figures refer to the page where the disease is to be met with; the figures without parentheses indicating where the disease should be registered; and the figures within parentheses where the disease is entered for the sake of classification only, and not for registration.

VAG

- VAGINA IN SINUM DESINENS, Deformitas ingenta, (124,) 67
 Vaginal Cyst, as an Obstacle to Parturition, 71
 — Fistula, 67
 — Hernia, 52
 VALVÆ CORDIS IMPERFECTÆ, Deformitas ingenta, (123,) 31
 Valve-disease of the Heart, 30
 — — Aortic, 30
 — — Mitral, 30
 — — Pulmonic, 31
 — — Tricuspid, 31
 Valves of the Heart, Aneurism of, 31
Valves of the Heart, Atheroma of, see Fatty Degeneration of, 31
 Valves of the Heart, Calcareous Degeneration of the, 31
 — — — Dilatation, Simple, of the Orifice of the, 31
 — — — Fatty Degeneration of the, 31
 — — — Fibroid Thickening of the, 31
 — — — Imperfect, Malform., (123,) 31
 — — — Laceration of the, 31
 — — — Malformations of the, (123, 125,) 31
 — — — — Aortic Aperture Obstructed or Imperfect, (123,) 31
 — — — — Left Auriculo-ventricular Aperture Obstructed or Imperfect, (123,) 31
 — — — — Pulmonic Aperture Obstructed or Imperfect, (123,) 31
 — — — — Right Auriculo-ventricular Aperture Obstructed or Imperfect, (123,) 31
 — — — — Valves Imperfect, (123,) 31
 — — — — Supernumerary, (125,) 31
 — — — Obstructive Disease of the, 31
Valves of the Heart, Ossification of, see Calcareous Degeneration, 31
 Valves of the Heart, Regurgitation through the, 31
 — — — Vegetations of the, 31
 VARICES, 35
 — VULVÆ, (67,) 35
 VARICELLA, 3
 Varicocele, 63
 — Obliteration of, Operation, 111
 Varicose Aneurism, 34
 — — Spontaneous, 34
 — — Traumatic, 34

VEN

- Varicose Veins, 35
 — — Obliteration of, Operation, 111
 — — from Pregnancy, 69
 — — — — of the Labia, 69
 — — — — Lower Extremity, 69
 — — — — Rectum, 69
 — — of the Vulva, (67,) 35
 Various Defects of Sight, 26
 VARIOLA, 3
 Varix, Aneurismal, 33
 — — Spontaneous, 33
 — — Traumatic, 33
Varix, Arterial, see Cirroid Aneurism, 34
 VARIX ANEURYSMICUS, 33
 — — EX VULNERE, 33
 — — SPONTE SUA ORTUS, 33
 Vascular System, Malformations of, (123, 125, 126,) 30-32, 34
 — Tumour, (for local distribution, see Tumour, Vascular,) (12)
 VASA LYMPHIFERA OBSTRUCTA, 35
 — — RUPTA, 36
 Vegetable Poisons, 91
 — Substances, Poisoned Wounds by, 95
 Vegetations on the Valves of the Heart, 31
 Veins, Diseases of, 34
 — Fibrinous Concretions in, 34
 — Injuries of, (35,) 98-106
 — Obliteration of, 34
 — Obstruction of, 34
 — Operations on, 111
 — Parasitic Disease of, 35
 — Rupture of, without External Wound, (35,) 98-106
 — Varicose, (for their subdivision, see Varicose Veins,) 35
 — Wound of, with Entrance of Air, (35,) 98-106
 Vena Portæ, Obstruction of, 54
 VENA PORTARUM INTERCLUSA, 54
 VENÆ OBLITERATÆ, 34
 — OBSTRUCTÆ, 34
 VENENA, 91
 — AËRIA, 94
 — ANIMALIA, 94
 — VEGETABILIA, 91
 Venomous Animals, Poisoned Wounds by, 95
 Ventral Hernia, 51
 Ventricular Septa of the Heart incomplete, Malformation, (123,) 32

- VEN
- VENTRICULUS PERFORATUS, 50
 Veratria, Poison, 92
 VERATRUM ALBUM, Venenum, 92
 VERRUCA NASI, 29
 VERRUCÆ, 88
 Vertigo, Epileptic, 21
 VERTIGO EPILEPTICA, 21
 VESICA FORAS PATENS, 59
 — IN SACCULOS PARTITA, 59
 — INVERSA, 59
 — IRRITABILIS, 60
 — RUPTA, 59
 Vesical Calculi, Removal of, Operation, 114
 — Hematuria, 59
 — Paracentesis, (for subdivision, see Paracentesis, Vesical,) 116
 Vesico-intestinal Fistula, (51,) 59
 Vesico-vaginal Fistula, (59, 74,) 67
 — — — Consequent on Parturition, (74,) 67
 — — — Operation for, 116
 Vesicular Stomatitis, see Thrush, 42
 Vessels, Injuries of, (for their subdivision, see Injuries of Vessels,) 98-106
 Vicarious Menstruation, 68
 Villous Cancer, Definition, 10
 — Tumour, (for local distribution, see Tumour, Villous,) (12)
 Viscera, Transposition of, Malformation, 126
 VISCERA INTER SE TRANSPOSITA, Deformitas ingenita, 126
 VISUS BREVIOR, 26
 — DETERIOR, 25
 — LONGIOR, 26
 Vision Impaired, 25
 Vitelline Duct Patent, Malformation, 124
 VITIA LOCORUM VIRGINALIIUM, 64
 — NATURALIUM ACTIONUM, (17)
 — — — LOCORUM VIRGINALIIUM, 68
 — — — NERVORUM APPARATUS, 21
 — SYPHILITICA PHARYNGIS, 48
- VUL
- Vitiligo*, see Leucoderma, 86
 Vitreous Body, Diseases of, 25
 — — Morbid Deposits of, 25
 VITRUM CONTUSUM, Venenum, 95
 Vomiting, 50
 — from Pregnancy, 69
 VOMITUS, 50
 VULNERA VENENO INFECTA EX ANIMALIBUS QUÆ MALE HABENT MORBI CONTAGIOSI, 95
 — — — — ANIMALIBUS VENENATIS, 95
 — — — — CORPORIBUS ANIMALIUM MORTUORUM, 95
 — — — — EQUINIA, (95,) 6
 — — — — MITI, (95,) 6
 — — — — FARCIMINO, (95,) 6
 — — — — HUMORIBUS MORBIDIS, 95
 — — — — HYDROPHOBIA, (95,) 21
 — — — — INFUSIONE HYPODERMICA, 95
 — — — — INSECTUS ACULEATIS, 89, 95
 — — — — MATERIA METALLICA, 95
 — — — — VEGETABILI, 95
 — — — — PUSTULA MALIGNA, (95,) 6
 — — — — RABIE, (95,) 21
 — — — — SAGITTIS VENENATIS, 95
 — — — — SERPENTIBUS, 95
 — — — — SCORPIONIBUS, 95
 — — — — URALIA, 95
 — — — — VARIOLA VACCINIA, (95,) 3
 — VASORUM LYMPHIFERORUM, (36,) 67
 — VEL INJURIE INTRA ORBITAM ACCEPTÆ, 99
 — VENENO INFECTA, 95
 VULNUS ABDOMINIS, 102
 — — CUM PROLAPSIONE VISCERUM ILLÆSORUM, 102
 — — — — VISCERUM LÆSORUM, 102
 — — CUM VULNERE VISCERUM IN SEDE MANENTIUM, 102
 — ANI, 103
 — ARTICULORUM IN MEMBRIS INFERIORIBUS, 106
 — — — — SUPERIORIBUS, 104

EXPLANATIONS.—The names for common use are printed in *Antique type*, Latin names proper in *ROMAN SMALL CAPITALS*, and Synonyms, which are not to be employed in the registration of diseases, in *Italics*. The figures refer to the page where the disease is to be met with; the figures without parentheses indicating where the disease should be registered; and the figures within parentheses where the disease is entered for the sake of classification only, and not for registration.

VUL

- VULNUS ARTERIARUM, (34,) 98-106
 — A TERGO, 102
 — CALVARIÆ, 97
 — CERVICIS, 100
 — — EX ORE, 100
 — — EX TORMENTORUM PILIS, 100
 — — IN SUMMA CARNE, 100
 — — PERFOSSO JUGULO, 100
 — COLIS, 103
 — CONJUNCTIVÆ, 99
 — CORNEÆ, 99
 — CUTIS CAPITIS, OSSE NON NUDATO, 97
 — — — OSSE NUDATO, 97
 — FACIÆ, 98
 — IRIDIS, 99
 — LATERUM THORACIS, 101
 — LENTIS, 99
 — MEDIASTINI PRIORIS, 101
 — MEMBRORUM INFERIORUM, 106
 — — SUPERIORUM, 104
 — PALPEBRARUM, 99
 — PENETRANS PLEURÆ VEL PULMONIS, 101
 — PERFORANS THORACIS, 101
 — PERICARDII ET CORDIS, 101
 — PERINEI FEMINEI ET VULVÆ, 103
 — — MASCULI, 103
 — RECTI INTESTINI, 103
 — SCLEROTICÆ, 99
 — SCROTI, 103
 — VAGINÆ ET PARTIUM INTERIORUM IN FEMINIS, 103
 — VASORUM LYMPHIFERORUM, (36,) 108
 — VESICÆ, 103
 — VISCERUM SINE ABDOMINIS VULNERE, 103
 — VENÆ CUM AËRIS INTROITU, (35,) 98-106
 Vulva, Abscess of, 67
 — Cancer of, (67,) 11
 — Condyloma of, (67,) 61
 — Diseases of, 67
 — Gangrene of, 67
 — Hypertrophy of, 67
 — Inflammation of, 67
 — Malformations of, (124,) 61
 — Mucous Cyst of, 67
 — Occlusion of, 67
 — Œdema of, 67
 — Pruritus of, 67
 — — during Pregnancy, 70
 — Syphilis of, (67,) 9
 — Varicose Veins of, (67,) 35

WOU

- Wart of the Nose, 29
 Warts, (12,) 88
 Warty Growth of the Larynx, 38
 — Tumour, (12)
 Wasps, Irritation caused by, 89
 Water Hemlock, Poison, 93
 Waxy Disease, see Lardaceous D., (17)
 — Kidney, see Lardaceous K., 57
 — Liver, see Lardaceous L., 54
 — Spleen, see Lardaceous S., 55
 Weed, see Puerperal Ephemera, (73,) 7
 White Hellebore, Poison, 92
 — Softening of the Brain, Definition, 19
 — — — Spinal Marrow, 20
 Whitlow, 87
 Woorara, see Wourali, Poison, 92
 Worms, Intestinal, see Parasitic Disease of Intestines, 52
 Wound, of the Abdomen, of the Parietes, 102
 — — — — with Protrusion of Uninjured Viscera, 102
 — — — — with Protrusion of Wounded Viscera, 102
 — — — — with Wound of Unprotruded Viscera, 102
 — — Abdominal Viscera without Wound of the Parietes, 103
 — — Anterior Mediastinum, 101
 — — Anus, 103
 — — Arteries, (34,) 98-106
 — — Back, 102
 — — Bladder, 103
 — — Chest, of the Parietes, 101
 — — — Perforating, 101
 — — Conjunctiva, 99
 — — Cornea, 99
 — — Eyelids, 99
 — — Face, 98
 — — Female Organs, Internal, 103
 — — Heart, 101
 — — Iris, 99
 — — Lens, 99
 — — Lower Extremity, 106
 — — — — Joints of the, 106
 — — Lung, Penetrating, 101
 — — Lymphatics, (36,) 108
 — — Neck, 100
 — — — Cut-throat, 100
 — — — from the Mouth, 100
 — — — Gun-shot, 100

- | WOU | ZIN |
|--|---|
| Wound of the Neck, Superficial, 100 | Wounds, Gun-shot, 97-106 |
| — of the Parts within the Orbit, 99 | Wounds, Poisoned, (for their subdivision,
see Poisoned Wounds,) 55 |
| — — Penis, 103 | Wourali, Poison, (95,) 92 |
| — — Pericardium, 101 | Wrist and Carpus, Dislocation of, 105 |
| — — Perineum, Female, 103 | Wry-neck, 81 |
| — — — Male, 103 | <i>Xanthic Oxide Calculus</i> , see Uric Oxide C.,
59 |
| — — Pleura, Penetrating, 101 | Xeroderma, 86 |
| — — Rectum, 104 | <i>Yaws</i> , see Frambœsia, 88 |
| — — Scalp, Bone Exposed, 97 | Yellow Fever, Definition, 5 |
| — — — Bone not Exposed, 97 | — Softening of the Brain, 18 |
| — — Sclerotic, 99 | — Tubercle of the Brain, 19 |
| — — Scrotum, 103 | Yew, Poison, 93 |
| — — Skull, 97 | Zinc, Poison, 90 |
| — — Upper Extremity, 104 | ZINCUM, Venenum, 90 |
| — — — Joints of the, 104 | |
| — — Vagina, 103 | |
| — — Vulva, 103 | |
| — — Vein, with Entrance of Air, (35,) 98-106 | |

EXPLANATIONS.—The names for common use are printed in *Antique type*, Latin names proper in *ROMAN SMALL CAPITALS*, and Synonyms, which are not to be employed in the registration of diseases, in *Italics*. The figures refer to the page where the disease is to be met with; the figures without parentheses indicating where the disease should be registered; and the figures within parentheses where the disease is entered for the sake of classification only, and not for registration.

CORRIGENDA.

In the pagination in Index, read:

Folio 183. Operations for Stricture of the Urethra by sudden Dilatation.... 115

Folio 185. Paracentesis Thoracis..... 117

Folio 191. Recto-vaginal Fistula.....(53, 74,) 67

Folio 202. Tumour, Bursal, Definition..... 82

Tumour, Complex, of the Breast, Female..... 76

The few typographical misprints—"lachrymalis," "ozæma," "dilatation," "porigo," "uraceus," "helebore."—correct themselves.

