

The cure of diphtheria by tissue-cell treatment / by M. Leclerque.

Contributors

Leclerque, M.
Francis A. Countway Library of Medicine

Publication/Creation

Chicago : [s.n], 1893.

Persistent URL

<https://wellcomecollection.org/works/ayvhbkwu>

License and attribution

This material has been provided by This material has been provided by the Francis A. Countway Library of Medicine, through the Medical Heritage Library. The original may be consulted at the Francis A. Countway Library of Medicine, Harvard Medical School. where the originals may be consulted. This work has been identified as being free of known restrictions under copyright law, including all related and neighbouring rights and is being made available under the Creative Commons, Public Domain Mark.

You can copy, modify, distribute and perform the work, even for commercial purposes, without asking permission.

**wellcome
collection**

Wellcome Collection
183 Euston Road
London NW1 2BE UK
T +44 (0)20 7611 8722
E library@wellcomecollection.org
<https://wellcomecollection.org>



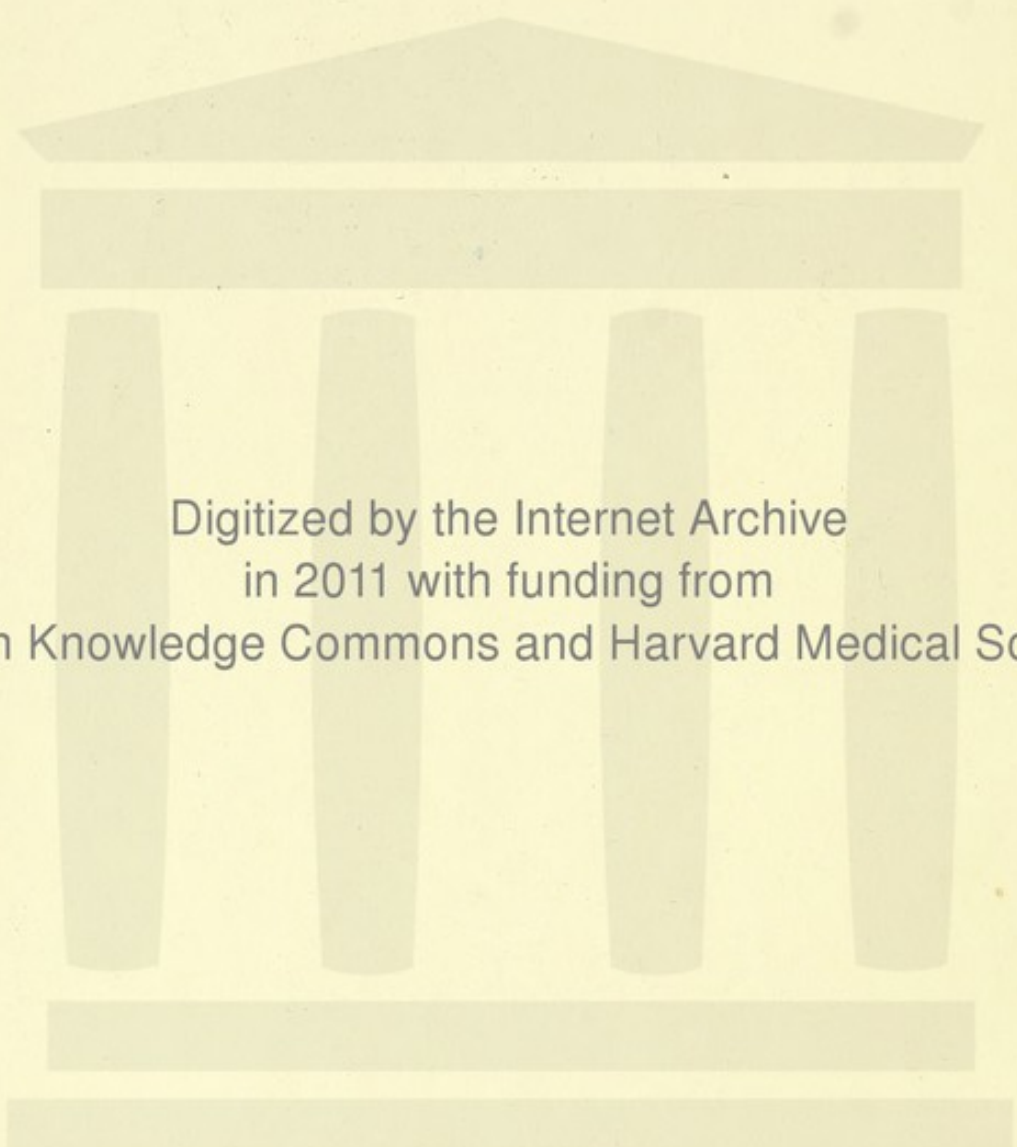
THE
CURE OF DIPHTHERIA
BY
TISSUE-CELL-TREATMENT
BY
M. LECLERQUE

11. L. 24.


ATTENTION
TREATMENT

ONE


MEDICAL
8 1901
BRARY.



Digitized by the Internet Archive
in 2011 with funding from
Open Knowledge Commons and Harvard Medical School







THE
CURE OF DIPHTHERIA

BY

TISSUE-CELL TREATMENT

BY

M. LECLERQUE

TRANSLATOR'S PREFACE.

The treatment of Diphtheria propounded in this Brochure, and the unprecedented success which has attended it, have awakened a deep interest in Germany, and will no doubt command equal attention in England and America. Especially will this little treatise be welcomed by those who have read other translated works from the German, because therein is set forth in greater detail the new treatment of disease, which is announced in the former works.

M. LECLERQUE.

Chicago, 1893.

THE CURE OF DIPHTHERIA.

It is an antiquated practice which dates from the dark ages to remove all morbid disease products which appear on the skin and mucus membranes by external measures, such as burning, cauterizing, etc., without investigating the internal functional disturbances which cause these morbid products. Frequent opportunities present themselves to an observant mind of remarking that, after suppressing a mucus flux or a skin disease (eczema) by external application, other diseases set in afterwards. Notwithstanding, as a rule, the necessity of desisting from mere local treatment of the so-called skin affections or diseases of the mucus membranes has not yet been generally recognized. The custom of treating by external means all that is morbid and lying within reach of the eye, has led to the submission of diphtheria to the same treatment. Many doctors are of the opinion that fungi are the exciting cause of diphtheria. If the nature of this disease consisted solely and entirely of an accumulation and rapid growth of fungi, it would be quite rational to remove these fungi by appropriate destructive measures. The case, however, is quite different. The Privy Medical Counselor, Goullon, of Weimar, in his little work "The diseases during the first years of life," says "the fungi are not the disease itself, but only guests out of the air. These find a congenial soil in the decomposing organic substance (the diphtheritic exudation), where they rapidly increase." Goullon's views coincide with mine on this point. The fungi germs which have been admitted with the atmospheric air into the cavity of the mouth do adhere to an exudation which has left the vital course, but not to a mucus membrane in healthy function.

The treatment hitherto generally adopted in diphtheria seems now no longer to meet with universal approval. This can be inferred from the fact that recently a committee of investigation has been appointed to inquire into the

treatment of diphtheria. This committee is to open an international competition, in which doctors of all countries may take part, and communicate their views and experiences relating to diphtheria.

As the gentlemen who are members of the above Commission are quite on a different track, and move in quite a different direction from me, it would be taking resultless trouble on my part if I were to lay before that commission my therapeutical experiences in the sphere of diphtheria.

The appointing of this commission has, however, induced me to bring before the public this short treatise on the disease in question, and thus to elucidate and establish my method of treatment by giving my reasons for it.

Having cured speedily thousands of cases of diphtheria, I am encouraged to publish this treatise, particularly so, as the number of fatal cases in my practice is almost nominal.*

My method of curing diphtheria is simple. I give Potassium chloride^b internally in molecular form. Besides this, a few other remedies of the same special preparation may have to be given, according to circumstances.

The medicines which I give belong to the inorganic salts[†] of the animal organism.

That the reader may understand the purpose and efficiency of my method of treatment, I must briefly explain the biochemic functions, or natural workings, which these same salts perform in the healthy animal organism. Wherever in the animal organism new cells are to be formed, there must be such organic substances present as albumen, albuminoid substances, fat, sugar, and the following inorganic substances: Potassium chloride, Ferric phosphate, Sodium chloride, Potassium phosphate, Calcium phosphate, etc. The organic substances serve as a basis to the cells which are to be formed, the inorganic salts determine the form and function of these cells.

*Any one who has treated hundreds of diphtheric cases, without having to register one death, cannot be said to be insured against every fatal issue. The last of a thousand may be fatal, in consequence of an intricate complication.

†Ordinarily known as phosphates of iron, lime, potash, chloride of potash, etc., etc.

Among the inorganic salts, the Potassium chloride, the Ferric phosphate, the Sodium chloride, Potassium phosphate, and the Calcium phosphate, have to be considered in this treatise. The Potassium chloride stands in specific relation to the albuminoid (white-of-egg-like) substances. As long as the molecules (minute particles) of the Potassium chloride carry on their proper function in a cell-plexus, of which an albuminoid substance forms the basis, the two remain united. When the molecules of the salt in question are disturbed in the equilibrium of their motion, a certain quantity of the albuminoid substances is set free, and finds its way to the surface if the locality permits of it.

When deposited there it is termed "plastic exudation." It has been demonstrated by experiments that such an exudation originates in and comes from the tissue or cell-plexus, and is not in or from the blood, as was formerly believed.

The Ferric phosphate is contained in the blood corpuscles, and in the muscular fibres. The proper tension of the muscular fibres depends on the right quantity of iron molecules, their proper relative proportion and correct mode of function. When any intense foreign irritation causes a disturbance in the proper balance of the iron molecules contained in the circular muscular fibres of the blood vessels, a pathological distension of the said vessels and consequent stasis or accumulation of blood takes place. Such a condition — Irritation-Hyperæmia—is the anatomico-pathological basis of the first stage of all inflammations.

The Sodium chloride serves to regulate the watery contents of the tissues. When the molecular motion of the Sodium chloride, which is contained in the brain cells, suffers a disturbance, a condition of stupor and other so-called brain symptoms occur.

When the Potassium phosphate suffers a disturbance of proper balance in the motion of its molecules, a putrid condition is developed.

Potassium chloride stands in the same biological relation to the albuminoid substances (i. e. the fibrin) as does the Calcium phosphate to the albumen.

After having thus shortly described the characteristics of the above four tissue salts in their biochemic signification, which will suffice for our present purpose, I will turn to diphtheria itself.

It will be well known to most readers that the diphtheric exudation makes its appearance on that portion of the mucus membrane which covers the tonsils to right and left of the uvula at the back of the throat, and that the exudation presents patches of a grayish-white, or yellowish-gray dirty-looking substance. When an intense irritation has attacked those cells which are to form the seat of the disease in question, or relatively the Potassium chloride molecules which are contained in them, there arises, as the reader will see from the above, a disturbance of the proper balance of the molecules of this salt, and a consequent loss of some molecules—perhaps only a small number. At the same time, a portion of the albuminoid substances (the organic basis of the cells) is set free and appears on the surface of the mucus membrane, where it is recognized or met with as diphtheric exudation. So long as the disturbance of the proper balance in the motion of the Potassium chloride molecules lasts, the exudation will derive supplies and continue to go on.

For the purpose of curing diphtheria by means of the biochemic method, new molecules of this salt must be supplied to the respective tissues, of which the Potassium chloride molecules have become contrafunctional, and for this reason the remedy must be given in molecular form. As every reader may not be an adherent of these principles, it may be useful to insert a few words on the possibility of infinitesimals (highly refined attenuated doses) producing effects.

The famous Physiologist, Dr. Valentine, says: "The unsuspected minuteness and the immense number of particles of these latter elements we meet with everywhere. The smallest picture which our eye can perceive is produced by millions of waves of light. A grain of salt, which you can scarcely taste, contains millions of atoms grouped together which no human eye can discern. Nature works everywhere with an infinite number of small particles

heapod together, whether homogeneous or not homogeneous, which are only perceptible in finite masses to our comparatively blunted organs of sense."

To the above statement of a physiologist, I shall add that of a Chemist.

Professor Liebig says in his famous work "Chemische Briefe" (Letters on Chemistry), vol. II., page 119: "The action of free muriatic acid is very remarkable on the property of food. The gluten of cereals, the fibrin of flesh, dissolve easily and with rapidity in water at blood heat (the natural temperature of the body) when it has been rendered scarcely acid by an addition of muriatic acid; but this solubility is not increased, but decreases, if the quantity of acid is increased. So that all that is dissolved will be deposited again in a moderately concentrated muriatic acid. A solution of sodium chloride acts similarly to the concentrated muriatic acid. The same water, which by the addition of $\frac{1}{1000}$ part of muriatic acid becomes a powerful solvent of the plastic elements mentioned, loses its solvent power if it contains a little more than three per cent. of sodium chloride, and all that has been solved of gluten or flesh fibrin in an acid solution can be precipitated through a solution of (table salt) sodium chloride." In these words Liebig proves that the third decimal attenuation of a substance is more powerful than a concentrated solution of the same substance—that a concentrated solution produces the opposite effect from an attenuated one. Thus Liebig clearly shows that this solubility does not increase, but decreases, if the quantity of the acid is augmented. This assertion of Liebig is the expression of sober, unbiassed observation.

TREATMENT.

Now, I wish to put the reader into such a position that, without other helps, he may be able to treat diphtheria. The five above-referred to inorganic salts must be procured from a reliable chemist under the following names. Ferric phosphate⁶, Potassium chloride⁶, Calcium phosphate⁶, Potassium phosphate⁶, and Sodium chloride⁶—all of the ⁶ cent: trituration.

As soon as a diphtheritic exudation has been diagnosed, give every two hours Potassium chloride—say each dose of powder the size of a pea.

If the disease can be taken at the commencement—that is, when there exist hyperæmia, redness of throat, pain, fever, but as yet no exudation—give Ferric phosphate.

If a case of diphtheria comes under treatment and bears a putrid character, which may be recognized by the odor from the mouth becoming foul and putrid smelling, then give Potassium phosphate.

If the countenance of the patient has become pale and puffy, if a dryness of tongue, vomiting of watery fluid, heavy drowsiness, etc., set in, give Sodium chloride. The use of this medicine only to be continued so long as the above-named symptoms last. After discontinuing this remedy, return to the remedy which the stage of the disease may require.

It is probable that a layman may not be able to discern in every case the exact limit for the proper application of the appropriate medicine, and may hesitate between the choice of two remedies. If one cannot choose with certainty between these, they may with safety be given alternately. In such a case, give the medicine every hour alternately.

The exudation will gradually wear away in proportion as in the diseased tissues the normal healthy condition is restored. Sometimes—but very rarely—a white patch or speck remains after the greater portion of the exudation has come off, and convalescence has been established. To remove this speck, Calcium phosphate has to be given.

Before concluding, I would just add a few words. This treatise has been written for the intelligent public, and I trust will also be read by medical men—favorable criticisms I scarcely expect as yet from many; every physician is not as yet in favor of my system of therapeutics, which differs from others. I have brought the chemistry of the tissues of the animal organism to bear upon the field of therapeutics.

[If the patient desires to rinse the mouth, take Potassium chloride⁶, dissolve a good pinch of it in some water for a wash.]

Therefore my system of therapeutics is analagous to the chemistry of agriculture. Every rational agriculturist knows that by watering a sickly plant with a solution of the salt which its condition requires, he can restore it to a healthy state. In a similar way I restore the diseased animal tissues, by giving molecules of such inorganic salt as is homogeneous to that which has suffered a functional disturbance from which has arisen a certain disease (a chain of phenomena or symptoms.)

Moleschott, Professor of Physiology, formerly at Turin, now of the University of Rome, says in his work "Circulation of Life."—Kreis Lauf des Lebens.—"The structure and vital powers of the organs are conditional upon the necessary quantity of the inorganic component parts. This fact is based upon the recently awakened appreciation of the relative proportions of the inorganic substances in the separate parts of the body—an appreciation which neither superciliously despises nor yet expects too much, but which promises both to agriculture and to the science of medicine a brilliant future.

Fully six years ago these words awakened in me the idea of employing for healing purposes the corresponding inorganic salts—and these only.

Between my method and Hahnemann's Homœopathy exists a distinct difference in principle. My system, or method of procedure, is direct biochemistry, because I use only tissue-cell-salts—substances which are homogeneous to those contained in the diseased tissues. Homœopaths add heterogeneous means. Of the inorganic salts which are present in the animal organism, and act there as natural means of function, they also use Phosphate of lime, Sodium chlor. and Silica. In these cases exists a sameness in reference to the indications for which these salts are used. In the cases where the vegetable remedy Aconite is used for Irritation-Hyperæmia—the basis of the first stage of all inflammations, the practice is indirect biochemistry. Regarding the way and mode in which the Aconite can bring about a cure, there are two possibilities to be thought of. Either the Aconite molecules, which have reached the seat of the disease, serve as temporary substitutes for the iron molecules,

which have ceased to perform their function, but only until the functional disturbance has been repaired by means of the vital circulation;* or the Aconite molecules cause at once the introduction of new iron molecules into the diseased tissue, and are ejected as foreign bodies as soon as the integrity of the latter has been restored, a fate which naturally also would be shared by those Aconite molecules which might have served as substitutes. Each of these possibilities would rest on indirect biochemistry.—The healing of an Irritation-Hyperæmia, however, by means of phosphate of iron, is a direct biochemic procedure.

The above explanation will find no favor with those who consider every disease as a so-called dynamic disturbance of the vital power. The number of those who believe that there are powers and properties independent of matter is falling off daily, and has reached such a minimum that the opinion of such is immaterial to me.

I must mention a complication—that of the diphtheritic exudation spreading to the trachea. Should it occur, I would suggest Calcium phosphate to those doctors who have already made themselves acquainted with my treatment. This suggestion rests, however, only on theory. According to my system of treatment, such a complication is very rare. The non-professional reader, for whom this treatise is written, will not venture to treat such a case.

The normal constitutional tissue-cell treatment of disease may be expected shortly to take a prominent position. Opening up as it does a new phase of medical science, it is certain to commend itself to all who are interested in medicine. It is founded upon pathology, physiology, histology, and minute textural anatomy. Although Dr. Schussler gives molecules of inorganic cell salts (infinitesimals) as remedies, biochemistry is not homœopathy, and the author is not a homœopath nor acknowl-

In reference to the second possibility, the Italian, Dr. Vincenzo Massimi, says:—"There could be used: i medicamenti adattati a ciascun caso morbos, per ricondurre l'aggregazione molecolare, deviata dal suo stato normale, a quel tipo di formazione fisiologica, che rappresenta lo stato di sanita."

edged as such. The homœopathic fraternity in Germany disown him. Their original pathogenetic provings of sod. chlor. (salt) are also experimental cures. His new method is not *similia similibus*, or similar to similar; but *idem*, the same to the same. This we must say, however much we might think of the former or its advocates. It may appear on first sight to some that infinitesimal quantities of inorganic tissue cell salts are useless as constitutional remedies; that iron, for instance, infinitely divided, triturated into atoms, could not have any effect in the human organism; yet, when the well-known fact is taken into consideration that the red corpuscles of the blood carry the iron molecules, besides other substances, to the tissues, there is reason to admit that the atoms which the the corpuscles contain must be imperceptible, since one corpuscle is so minute that it can be seen only by the aid of a microscope. Physiology teaches that there are about three million corpuscles in a tiny drop of blood. If so, it does not seem strange to introduce atoms of iron in molecular form, because they can in this condition be absorbed at once, and transformed into active agents for the restoration of the deranged functions in the diseased tissues of the human body. It seems reasonable that, to make the cell salts immediately useful, they should be prepared in the same delicate form in which nature uses them, and that if they are absorbed through the film of the corpuscles, they must themselves be finer than these corpuscles. We know that the minerals or cell salts are infinitesimally subdivided in the different kinds of food we take. In nutrition these infinitesimal atoms are absorbed, and by a natural unerring law carried by the blood circulation into the tissue cells through the arteries, capillaries, and veins. The capillaries through which the blood corpuscles with their iron pass, are quite microscopic, some being only the 3000th, and even the 5000th, part of an inch in diameter. The cells of each tissue group receive their own special and peculiar cell salt, the great purpose of feeding being to obtain a supply of organic and inorganic substances equal to the wants created by the waste, or wear and tear of life. Building up being one special function of

circulation, it furnishes a guarantee that in an abnormal state of tissue, molecules of any cell salt when introduced into the circulation by the doctor's dose, will be carried into the part where they are required; and they have been proved by experience to act the more speedily in proportion to the frequency of the dose, and to the acuteness of the disease. Thus, when it is said that *natura curat* (nature cures), it means absolutely this: that the natural chemical processes constantly at work in the human frame are in the direction of equalizing the disturbed balance of cell salts. If the necessary special supplies are available, nature restores normal condition. Diet alone in acute disease, as an immediate factor, is plainly impracticable. Who would think of prescribing any kind of food in cases, for instance, of lockjaw, convulsions, spasms of the glottis, or of indigestion, when the stomach cannot retain food? Nutrition, therefore, can only come in as a secondary aid. But, favoring the chemical processes, we do assist nature, by giving a special supply of any one or more salts in such quantities as are best fitted for immediate use in the tissues. It has, however, been urged that there may be excess of local development, or deposit in certain of the tissues of the system. But this is due to morbid action, and arises from abnormal condition of some one or other tissue, which also, in conformity with the physical law, must find its cure in the appropriate tissue cell salt or salts.

The microscope and spectroscope have revealed, quite recently, more about blood corpuscles and tissue cells than was learned during the previous hundred years. Morbid or diseased conditions are daily more closely studied in this new light, and we find, according to M. M. Hayem and Malassez (*Arch. de Phys.*), that one special and peculiar abnormal condition of blood corpuscles exists in all cases of febrile disturbance, and in all acute and chronic inflammations. This condition shows the white corpuscles increased in numbers. Evident disturbance of coloration process. Fewer red corpuscles; and some are found to be of waxy appearance, fused together, and therefore non-functional. These conditions are classified by tissue-cell treatment under one head, and Ferric phosphate is from

this point of view, and from the point of view of others who have studied this branch of medical science, the natural and obvious remedy, of all febrile disturbances and inflammations.

Under tissue cell treatment new experiences in the field of therapeutics, diseases can now be scientifically classified, each kind of tissue—nerve tissue, bone tissue, muscle tissue, etc.—forming a general, special, and peculiar tissue group, the members of which, although they may differ widely individually, are the same in their essential characteristics and composition. The essential and peculiar inorganic tissue cell salt with its essential and peculiar organic basis of course determine to which group each tissue belongs. Disease in any one or more tissue groups is defined by the authorities of the medical profession—by Dr. Green* among others—as “Deviation from normal condition, function or structure.” This definition to which little, if any, exception can be taken, and one excepted by Dr. Schussler, himself, suggests the tissue cell method as a basis of the treatment of such deviation. The primary cause of deviation from normal condition, stripped from all confusing terms, is simply the introduction of deleterious influences, mental or physical, of any kind or degree which unduly affect or stimulate the organism so as to produce a disturbed condition or balance of parts in the cells of one or more tissues. Such a proposition is so pointed, yet so comprehensive, as not to admit of the possibility of dispute; one which, while it can be readily understood by laymen, also meets the more rigid requirements of science. The result of such disturbance is morbid condition, and in the words of Dr. Sydenham, “Every kind of dead (morbid) body or tissue, whether animal or vegetable, has assigned to it its own constant and equally univocal or uniform changes, springing out of its own being (constituent parts).”†

Health, the one desirable condition of life, is the human organism in normal condition. To preserve this

* Introduction to Pathology.

†“Unaquæque mortuorum non minus quam animalium aut vegetabilium species affectiones sibi proprias perpetuas ac pariter univocas ab essentia sua promanantes sortita est.”

condition is the high aim of the medical profession. To relieve suffering and to preserve the perfect man, its members are called upon to accept all proved facts in therapeutical science, and upon them is laid the responsibility of fearlessly and impartially investigating and testing the results of the studies of all respectable authorities.

The Tissue Cell Method here presents a carefully worked out theory, and if the method of treating disease is novel, it has been eminently successful in results. If it has made one point more clear than another, it is that the physical effect of taking tissue cell salts in such adequate solution as to admit of their immediate, entire, and perfect assimilation, is to restore normal condition of par s, and that is perfect health.

M. LECLERQUE.

GLOSSARY

I have compiled this exposition on the Tissue-cell Treatment for laymen; but, as unavoidably many technical terms are used which do not convey to the general reader their full meaning and significance, I have appended a short Glossary, which contains also many terms occurring in "Abridged Therapeutics," a book dealing with the general treatment of disease by tissue cell salts.

GLOSSARY.

A

- Abdomen.* The lower belly, or that part of the body which lies between the thorax and the pelvis.
- Abcess.* A collection of pus (purulent matter) in some tissues of the body; generated by suppuration or festering; a purulent tumor.
- Acid.* Sharp, sour to the tast.
- Aconite.* Extract of the poisonous Monk's Hood, acting on the heart and circulation, the nervous system, etc.
- Acrid.* Sharp; pungent; bitter; of a hot, biting nature.
- Acrimonius.* Bitter; corrosive; abounding with acrimony.
- Acute.* Opposed to chronic; an acute disease is one which is attended with symptoms of certain degrees of severity, and comes speedily to a crisis, as pleurisy, inflammation; etc.
- Adynamic.* Weak; destitute of strength through disease.
- Albumen.* A substance existing abundantly in the white of an egg, and forms a constituent principle of the animal organism, consisting of carbon, hydrogen, oxygen, nitrogen, sulphur, and phosphorus.
- Albuminoid.* Like albumen; that organic basis of the cells which is composed of the proteine, and constitutes part of fibrin.
- Ammonia.* A chemical compound, otherwise called Volatile alkali, which in its uncombined form exists in the state of a highly pungent gas, three parts nitrogen and one part hydrogen
- Anæmia.* A deficiency of blood; bloodlessness; incipient loss of the vital power of the blood.
- Analysis, quantitative.* Consists in the determination not merely of the component parts of a compound, but their relative proportions.
- Anatomy.* The art of dissecting, or artificially separating the different parts of an animal body to discover their situation, structure, and economy. Morbid anatomy deals with the structure of diseased parts.

- Anus.* The fundament, or lower opening of the body, by which excrement is passed out of the body.
- Aphtha.* The thrush; a disease which shows itself in small white ulcers upon the tongue, gums, inside of the lips, and palate, common to infants.
- Arcola.* The colored circle round the nipple; also, the small interstices of cellular tissues; an inflamed ring around a pustule.
- Articular Rheumatism.* Rheumatism of the joints.
- Ascarides.* A genus of intestinal worms; thread worms
- Asthma.* An affection of the breathing organs characterized by difficulty of breathing recurring in paroxysms, commonly attended with cough, wheezing, and constriction of the chest.
- Atrophy.* Wasting away of the body, arising from defective nutrition.

B

- Base.* In chemistry that with which an acid unites to form a salt. The leading substance of compounds.
- Bile.* A thin yellow, bitter liquor, separated from the blood in the liver, collected in the gall bladder, and thence discharged by the common duct.
- Billious* generally signifies excessive secretion of bile; affected by bile with bitter taste in the mouth; yellow eyeballs.
- Bio-chemic.* Pertaining to the chemistry of life; the chemical actions taking place in the body in life, by which one class of substances conjoin with certain others, by the laws of combination and chemical affinity, to form new compounds, such combinations acquiring new properties. This takes place only between dissimilar particles, as also between certain organic and certain inorganic substances.
- Biology.* The science which investigates the phenomena of animal and vegetable life.
- Bright's disease.* A disease of the kidneys and the urinary organs, with albumen in the urine.
- Bronchi.* The ramifications of the trachea or windpipe; the bronchial tubes which branch from the trachea and carry air into the lungs.

Bronchitis. An inflammation of the lining membrane of the windpipe or bronchial tubes.

Buboes. Hard swelling of the glands of the groin through venereal or other causes.

C

Calcareous. Partaking of the nature of lime; containing lime.

Calcium. The metallic base of lime.

Callus. A hardness of any part of the body, as of the skin from friction, as on the heel; the new growth of bony matter between the extremities of fractured bones, serving to unite them.

Cancer. A scirrhus or hard tumor of the glands, which usually ulcerates, is very painful, and generally fatal.

Canker. Certain small corroding ulcers in the mouth, particularly of children.

Capillaries. Small hair-like tubes; minute blood vessels existing in almost all parts of the body, of which there are many so minute as to be the 5000th part only of an inch in thickness. Through these the blood corpuscles have to circulate.

Capsular. A membrane of a cup or bag-like form enclosing solids or liquids. Capsular ligament, a little loose bag at a joint which contains the peculiar serous liquid for its lubrication.

Carbonate. A compound formed by the union of carbonic acid with a base.

Carbonic-acid. A combination of one part carbon and two parts oxygen; it is gaseous and colorless; a deadly poison if inhaled.

Carbuncle. An inflammatory tumor, or painful boil or ulcer.

Cardiac. Pertaining to the heart.

Cartilage. Gristle; solid elastic substance attached to bone, softer than bone.

Catamenia. The menses, or monthly periods.

Catarrh. Inflammation of the mucus membrane of the air passages, more particularly of that portion which lines the nostrils, producing, among other symptoms, an increased defluxion of mucus from the nose.

- Catarrh* (common), is popularly called a cold.
- Catarrh* (epidemic), is termed influenza.
- Caustic*. A substance which burns, or disorganizes animal bodies when brought into contact with them.
- Cauterizing*. The act of burning with a cautery or caustic.
- Cell*. A little bag, or bladder containing fluid or other matter.
- Cellular*. Consisting of an infinite number of minute cells, as the cellular tissues and membranes in animal bodies.
- Cephalalgic*. Relating to headaches.
- Cephalitis*. Inflammation of the brain.
- Cerebrial*. Pertaining to the brain.
- Cicatrization*. The process of healing or forming a cicatrice; a scar; the state of being healed, cicatrized, or skinned over.
- Chancre*. A venereal or syphilitic ulcer.
- Chemistry* is an extensive science, the objects of which are to investigate the nature and properties of the elements of matter, and their mutual actions and combinations; to ascertain the proportions in which they unite and the modes of separating when united, etc.
- Chloride*. A non-acid combination of chlorine with another element, such as sodium, potassium, etc.
- Chlorine*. A greenish-yellow gas, obtained from common salt.
- Chlorosis*. The green sickness, a disease incident to young females, giving them a pale, greenish hue.
- Colera—English*. A disease characterized by vomiting and purging, with great pain and debility.
- Cholera—Asiatic*. Known in Europe since 1817, more violent than the former, with violent spasms (cramps), great prostration and extreme collapse.
- Chondroms*. A cartilaginous growth seated in the periosteum covering the bone.
- Chorea*. St. Vitus' dance, a disease which manifests itself in convulsive motions of the limbs, causing strange and involuntary gesticulations.
- Chomatopsia*. Spasmodic visions of rainbow colors.
- Chronic*. Of long continuance, in contra-distinction to acute.

- Chyle.* A milky fluid separated from the substances digested in the stomach and formed by the action of the pancreatic juice and the bile on the chyme, which, being absorbed by the lacteal ducts, is gradually turned into blood.
- Chyme.* The condition of food after being dissolved by the gastric juices, and before it is converted into chyle.
- Coagulate.* To change from a fluid to a solid.
- Colic.* A spasmodic painful disorder of the bowels, attended with severe crampy pain (various kinds).
- Collapse.* Sinking; a sudden and extreme depression of strength; failure of vital power; utter prostration.
- Commotio-cerebri.* Disturbance of brain functions.
- Concomittant.* Accompanying; conjoined with.
- Congestion.* An accumulation of blood in any part of the body, a relaxed condition arising from want of normal tensile power in the muscular circular fibres of the blood vessels caused by insufficiency of iron.
- Conjunctivitis.* Inflammation of the lining membrane of the eyelid facing the eye.
- Constipation.* Costiveness; defective excretion of fæces or stools.
- Contra functional.* Out of working order.
- Convalescence.* The slow recovery of health and strength after disease.
- Convulsions.* Violent and involuntary contractions of the muscular parts of an animal body; spasms; agitation; commotion; any violent abnormal muscular motion.
- Cornea.* Transparent horny membrane in front of the pupil of the eye.
- Corpuscle.* A minute body or physical atom seen only by the microscope. There are nearly 3,000,000 corpuscles in one drop of our blood. These globules carry the iron (cell salt) to all parts of the body by the circulation of the blood; hence the reasonableness of using infinitesimal quantities of cell salts. One does not exceed $\frac{1}{100,000,000,000}$ of a cubic inch.
- Corrugated.* Wrinkled; furrowed.
- Coryza.* Cold in the head; running cold.
- Craniotabes.* A wasting of the bones of the skull.

- Croup.* Inflammation and exudation at the top of the trachea or windpipe, accompanied by a hoarse cough and difficult respiration; especially incident to children.
- Croup.* Spasmodic and hysterical with spasms of the muscles of the windpipe.
- Crusta Lactea.* Scald head of children; scales.
- Cuticle.* The scarf-skin; the thin outer coat of the skin; also called epidermis.

D

- Dandruff.* A white or yellow scurf which forms on the head, and comes off in small scales or particles.
- Delirium.* A state in which the ideas of a person are wild, irregular and unconnected: a wandering of the mind; disorder of the intellect.
- Delirium Tremens.* An affection of the brain, with illusions of the mind, trembling of the body, produced by excessive use of spirituous liquors, in large, or repeated small, doses, which gradually deprive the brain puly of its proper softness and moisture, and harden it.
- Dentition.* The breeding or cutting of first or second teeth.
- Desquamation.* Free scaling of skin; the separation of the outer skin in small scales.
- Diabetes.* An excessive and morbid discharge of saccharine urine. (Saccharine, pertaining to sugar).
- Diagnosis.* Distinguishing one disease from another by its symptoms.
- Diarrhæa.* Violent purging.
- Diathesis.* Particular disposition or constitution.
- Dialatation.* Enlarging or stretching of the muscular fibre.
- Diphtheritis.* Diphtheria; the disease of the throat, in which there is a formation of a false membrane, in fatal cases producing suffocation.
- Diplopia.* Seeing double; an affection of the eye.
- Dissipated.* Scattered; dispersed
- Dropsy.* A morbid collection of water in the cellular tissues or other cavities of the body.
- Duodenal.* Relating to the duodenum, the first of the small intestines immediately following the stomach; the twelve-inch intestine.

Dynamic. The effect of forces producing motion on bodies not in equilibrium.

Dysentery. A flux in which the stools consist chiefly of blood and mucus, or other morbid matter, accompanied with griping of the bowels, and followed by tenesmus (a straining; a painful feeling for evacuation).

Dysmenorrhœa. Difficult or painful menstruation or period.

Dyspepsia. Bad digestion; indigestion; the imperfect conversion of food into nourishment.

Dyspnœa. A difficulty or shortness of breathing.

Dysury. Difficulty of avoiding the urine (different from ischury) or suppression.

E

Eczema. An eruption of the skin, sometimes small vesicles on, or morbid redness of, the skin

Effete. Having lost the power of production; worn out.

Elements. That which cannot be divided by chemical analysis, and therefore considered as a simple substance.

Epyema. A collection of purulent matter, chiefly in the cavity of the pleura (a thin membrane which covers the interior of the lungs.)

Encephalitis. Inflammation of the brain.

Encephaloid-cancer. Soft or water cancer. Curable under bio-chemic treatment.

Enuresis. Incontinence of urine; involuntary flow of urine at night.

Epidermis. The uppermost coating of the skin, or scarf skin.

Epigastric, or upper portion of the abdomen, where digestion takes place.

Epilepsy. The falling sickness; a disease characterized by spasms or convulsions and loss of sense.

Epistaxis. Bleeding from the nose; nasal hæmorrhage.

Epithelioma; epithelial cancer, curable. Affection of the cuticle covering the lips or cheek.

Eruclations. Wind belching from the stomach.

Erysipelas. Rose; St. Anthony's fire; an inflammatory affection of some part of the skin, smooth or blistering.

Erysipelatous. Eruptive; resembling erysipelas, or partaking of its nature.

Eustachian tubes. Small canals or ducts running from cavities of the inner ear to the back part of the mouth.

Excretion. The throwing off of effete matter, etc.

Exostosis. A bony tumor; a tumor of the bone.

Exudation. Discharge of blood plasma from the mucus lining and other tissues, in a diseased state.

F

Fæces. Evacuations; stools.

Fascii. The thin tendinous coverings which surround the muscles of the limbs and bind them in their places.

Fetid. Having an offensive smell.

Fibrin. The albuminoid substances; a peculiar organic compound substance; it is a modification of proteine, and a constituent of muscle fibre.

Fits. Paroxysms of diseases; sudden and violent attacks; convulsions.

Flatulent. Windy; affected with air or gas generated in the stomach and intestines.

Flux. In pathology, an extraordinary abnormal issue or evacuation.

Fontanelles. The soft cartilaginous membrane at the top of an infant's head.

Function. The office or active condition of any particular part of animal bodies.

Fungi. Microscopic plants which form mildew, mould, etc.

Furuncle. A boil; a superficial suppurating tumor.

G

Gall bladder. Is a small membraneous sac, shaped like a pear, which is attached to the liver, and receives an extremely bitter fluid, called gall or bile, from the liver.

Gangrenous. Mortified; indicating mortification of living flesh.

Gastric. Belonging to the stomach.

Gastritis. Acute inflammation of the stomach.

Germ. Seed; first principal; the ovary.

Gland. A soft fleshy organ, generally secretive, of some fluid, of which there are many all over the body.

Glottis. The narrow opening at the top of the larynx, or windpipe.

Gonorrhœa. A contagious inflammation of the genital organs, attended with a profuse secretion of mucus, etc.

Gout. An inflammatory disease of certain joints, chiefly of the hands and feet, with chalky deposits; attacks occurring by paroxysms.

Granule. A small particle: a little grain.

H

Hæmorrhage. A discharge of blood through rupture of blood vessels.

Hæmorrhoids. Piles; small tumors in different stages of congestion, and inflammation within and outside the anus.

Hawking. Making an effort to discharge phlegm from the throat.

Hernia. A rupture of the peritoneum with protrusion of a part of the bowels.

Herpes. Shingles; large or small blebs, in patches on the skin.

Herpes-zoster. A spreading eruption encircling one-half of the body.

Histology. The study of the microscopic tissues of the body.

Homogeneous. Of the same kind or nature.

Hordeolum. A sty, or small tumor on the eyelid, so called from *Hordeum*, a barleycorn.

Housemaid's-knee. A watery tumor; enlargement of bursa or sac on the knee-cap.

Hydrocele. (In the male) Dropsy in the Scrotum.

Hydrocephalus. Dropsy in the head, or water in the head.

Hygroma. A watery tumor,

Hyperæmia. Excess of blood in any part; accumulation.

Hypopium. Hypopion; an effusion of pus into the anterior chamber of the eye.

Hysteria. A nervous affection of women attended with involuntary laughter and crying.

Hysteria. Disordered in the region of the womb; troubled with fits or nervous affections.

Humid. Moist; damp; somewhat wet or watery.

I

- Ichor.* Thin watery serous fluid oozing from an ulcer.
- Idiopathic.* An inherent, morbid, or diseased state, not produced by any preceding disease or injury.
- Incineration.* The act of reducing to ashes.
- Incontinence.* The inability of any of the animal organs to restrain discharges of their contents.
- Indication.* Any symptom or occurrence in a disease, which serves to direct to suitable remedies.
- Induration.* The act of hardening.
- Inertia.* Want of motion.
- Infiltration.* The entering of a fluid into the pores of a body.
- Infinitesimal.* An infinitely small quantity.
- Inherent.* Existing in, so as to be almost inseparable from; innate; inborn.
- Inorganic.* Devoid of organs; not possessing the organs or instruments of life.
- Integument.* That which naturally invests or covers another thing, as the skin covers the body.
- Intercostal.* Lying between the ribs.
- Intercurrent.* Running between or among; intervening.
- Intermittent.* A term applied to any disease that entirely ceases at certain intervals, and then returns.
- Interstice.* A narrow or small space between things closely set; hence interstitial.
- Intertrigo.* A species of erythema, redness of skin, induced by acidity of the urine; scalded.
- Intestines.* The bowels; a muscular canal or tube extending from the stomach to the anus, about 26 feet in length; hence intestinal.
- Irritation.* The operation of exciting excess. (In physiology; a vitiated and abnormal state of sensation or action produced by external or mechanical agents or influences; the morbid super-excitation of vitality or function).
- Irritation-Hyperæmia.* Excess of blood through irritation in any part of the body; stasis or accumulation of blood.
- Ischury.* A stoppage or suppression of urine.

Itis. A termination to the Greek name of the organ or part affected by inflammation; as bronchitis.

J

Jaundice. A disease of a biliary nature, characterized by yellowness of the eyes, skin, and urine, &c.

K

Kidney disease. (Bright's). See Bright's disease.

Kidneys. Their office is to secrete the urine and pass it into the bladder.

King's evil. Scrofula.

L

Lachrymose. Readily shedding tears; tendency to crying.

Lacteals. Minute tubes which absorb the chyle and convey it to the subclavian vein, under the collar bone, to be transformed into blood.

Lactic acid. Product of sour milk.

Laryngismus stridulus. Cramp or spasm of the larynx.

Larynx. The upper part of the windpipe, a cartilaginous cavity.

Leucorrhœa. A discharge from the uterus; vulgarly called the "Whites."

Ligaments. Bands of strong, compact substance, serving to bind one bone to another.

Liver. A large abdominal organ, of a deep red color, lying under the false ribs on the right side; its principal use is to secrete the bile.

Local. Limited or confined to a spot or place.

Lockjaw. A violent, rigid contraction of the muscles of the jaw, by which its motion is suspended; tetanus.

Lumbago. An acute pain in the loins and small of the back; a rheumatic affection of the muscles of the loins.

Lunar-caustic. Fused nitrate of silver.

Lupus. A tubercular disease of the face or nose.

Lymph. Watery humor, or a colorless fluid, in animal bodies, carried by vessels called lymphatics.

M

- Magnesium.* The metallic base of magnesia.
- Mammæ.* The breast of the female.
- Manganese.* A hard, brittle mettle, of a greyish white color.
- Marrow.* A soft, oleaginous substance contained in the cavities of animal bones.
- Mastitis.* Inflammation or suppuration of the breasts of women.
- Measles.* A contagious disease (Rubeola) indicated by a pinkish rash upon the skin. Ushered in like influenza.
- Meatus.* A passage, as that leading to the ear, called the meatus auditorius.
- Membrane.* A thin, white, flexible skin, formed by fibres interwoven like network, and serving to cover some parts of the body. Mucus membrane, inside lining of hollow cavities.
- Meninges.* The two membranes that envelope the brain.
- Meningitis.* Inflammation of the meninges, membrane of the brain, or of the spinal cord.
- Menstruation.* Menses; the catamenia, period or monthly discharge of woman.
- Mesentery.* A membrane in the cavity of the stomach attached to the vertebrae of the loins. It encloses and sustains the bowels; hence mesenteric.
- Metamorphosis.* Change of condition, form or shape.
- Micturition.* Passing urine.
- Molecule.* A name given to the minute particles of which bodies are composed. Means strictly the smallest quantity of an element or of a compound that can exist in a free state, probably consisting of two atoms.
- Mortification.* Death of one part of the body while the rest is alive; gangrene.
- Mortify.* To destroy the organic texture and vital functions of some part of a living animal.
- Mucus.* A viscid, slimy fluid, secreted by the mucus membrane.
- Mucus lining.* A membranous lining of the canals and cavities of the body.

Mumps. A swelling of the parotid glands situated below the ear.

Muriatic acid. Composed of one equivalent of hydrogen and one of chlorine.

Myositis. Inflammation of the muscles.

N

Nettle rash. An eruption of the skin, much resembling that produced by the sting of a nettle.

Neuralgia. Excessive pains darting along the track of a nerve. (Rheumatism of the nerve, as sciatica etc.)

Nidus. A nest;

Nitrate of silver. Nitric acid, saturated with pure silver.

Nodules. Rounded little lumps or tumors arising from the swelling of the periostium or membrane covering the surface of the bone.

Noma. Water canker. Eating, corroding, or cancerous sores attacking the cheek or skin, and the vulva of women.

Nomenclature. A vocabulary of names or technical terms of things in any art or science.

Non-assimilation. Food taken and not converted into nourishment, nor absorbed by the tissues of the body.

Normal. Natural; according to rule; not deviating from the ordinary structure. In anatomy, healthy.

Œdema of the ankles. A local dropsical swelling; hence œdematous.

Œdema pulmonarium. Swelling or infiltration of the lungs with serous phlegmy humor.

Œsophagus. The gullet; the canal through which food and drink pass to the stomach.

Orchitis. Inflammation of the testicles, the seminal glands in the male.

Osseous. Composed of bone; resembling bone.

Ostitis. Inflammation of the bone.

Ozena. An ulcer of the nose, discharging fetid purulent matter, and sometimes even affecting the bone, met with in scrofulous constitutions.

P

- Palpitation.* Excessive beating of the heart.
- Pancreas.* The sweet-bread, a glandular organ situated at the bottom of the stomach the organ of digestion, reaching from the liver on the right to the spleen on the left side of the body.
- Paralysis.* Loss of motion, or sensation, affecting one or more parts of the body; special kind, called palsy.
- Parotid.* Pertaining to the two glands, one on each side of the ear, which secrete a portion of the saliva.
- Patella.* The knee-pan, or knee-cap.
- Pathology.* That part of medicine which treats of the cause, nature, and symptoms of diseases.
- Pericarditis.* Inflammation of the membraneous covering of the heart.
- Periostitis.* Inflammation of the perostium, a fibrous and muscular membrane covering bone.
- Peritonitis.* Inflammation of the peritonium, or thin serous membrane lining the internal surface of the abdomen; also called inflammation of the side.
- Phagedemic.* A spreading, sloughing ulcer; gangrenous.
- Pharyngitis.* Inflammation of the pharynx or upper part of the gullet.
- Phenomena.* Appearances. Usually applied to those appearances or symptoms of disease, of which the cause is not immediately obvious.
- Phlegm.* Watery fluid; bronchial mucus; viscid matter ejected from the throat.
- Phosphate.* A salt of phosphoric acid (phosphoric acid, phosphorus and oxygen combined).
- Physiology.* The science which treats of the history of the organized human body and its various parts and structures, and their functions. Applicable also to the vegetable kingdom.
- Plastic.* A mass of matter capable of being moulded into a definite form, as the diphtheric exudation.
- Pleurisy.* An inflammation of the pleura, or thin membrane which covers the lungs and lines the inside of the chest or thorax.

Plexus. Network; in anatomy applied to blood vessels, nerves, or fibres; a close network of nerves or blood vessels.

Polypus. A tumor of morbid growth, attached by its roots, thin ends or stalks, to some mucus membrane.

Post-scarlatinal dropsy. A morbid collection of water in any part of the body after scarlatina.

Potassium. The metallic base of potash.

Precursory. Preceding; the forerunner, as precursory chills.

Preputial. Pretaining to the foreskin.

Purulent. Consisting of puss or corrupt matter, contained in ulcers, &c.

Pustules. Little pimples or blisters; small elevations of the skin, containing matter.

Putrid. In a state of dissolution or disorganization; corrupt; rotten.

Pyrosis. A derangement of the stomach, attended with a sensation of burning; the waterbrash; heartburn.

Q

Quinsy. A suppurative inflammation of the tonsils of the throat, with yellow matter forming.

R

Rachitis. Soft state of the bones in children, called Rickets.

Resolution. In medicine, the dispersion or disappearance of inflammatory affections of the system.

Retinitis. Inflammation of the retina, the pulpy expansion of the optic nerve, resembling network, in the interior of the eye.

Rheumatism. A painful disease affecting the muscles and joints, acute, called articular rheumatism. There are other varieties—as lumbago, which occurs in the loins.

Rupia. An eruptive disease, characterized by broad, flat vesicles, the scales being easily rubbed off, yet recurring.

Rupture. The breaking or bursting, as of a blood-vessel. See Hernia.

S

- Saliva.* Spittle; the fluid secreted by the salivary glands.
- Salt.* A compound having definite proportions of an acid with an alkali, or base, etc.
- Scarlet fever.* Scarlatina; a febrile disease characterized by an eruption of crimson red patches appearing on the third day, first on the fauces and breast.
- Scirrhus.* A hard tumor on any part of the body; the induration or hardening of a gland ending in cancer.
- Scorbutic.* Affected or diseased with scurvy.
- Scrofula.* A disease affecting the glands; the King's evil.
- Scrotum.* The bag containing the testicles; hence scrotal.
- Scurvy.* A disease attended by livid spots, debility, spongy gums, etc., occasioned by a limited range of food deficient of potassium chloride.
- Secondary symptoms.* Sequelæ; morbid affection following acute diseases.
- Secretion.* A separating of the animal fluids by various organs; hence secretory glands.
- Septic.* Having power to promote putrefaction.
- Serum.* The watery liquid part of the blood, like whey, which separates from the blood corpuscles on coagulation.
- Silica.* Flint; the earth of flints.
- Sinew.* A tendon that unites muscle to bone.
- Suppuration.* Fester; process of producing purulent, corrupt matter.
- Sycosis.* A tubercular eruption upon the scalp or bearded part of the face; chinwelk.
- Symptom.* A sign of disease or phenomenon which indicates disease, and especially the kind of disease.
- Synovial.* A lubricating fluid, secreted at the joints of the bones.
- Syphilis.* The venereal disease; a virulent and specific disease, the result of contagion.
- Sloughing.* The dead structure of flesh that separates from the living parts, as from a wound or sore.
- Sodium.* The metallic base of soda.

- Sopor.* Sleepiness; drowsiness; a heavy sleep.
- Sordes.* Foul, dirty deposit on the teeth during disease.
- Spasms.* Sudden and violent contractions of one or more muscles; cramps.
- Spermatic.* Consisting of animal seed; seminal.
- Sphincter.* A muscle that contracts or shuts an orifice or opening round which it is placed.
- Sprain.* To overstrain the muscles or ligaments of a joint.
- Stasis.* Stagnation of the blood, or accumulation of blood.
- Stomatitis.* Inflammation or ulcers of the mouth.
- Strabismus.* Spasmodic squinting.
- Stricture.* A spasmodic contraction of any passage of the body.
- Stye.* An inflamed tumor on the edge of the eyelid. Her-
deolum.
- Subcutaneous.* Situated under the skin.
- Sulphate.* A salt formed by the union of sulphuric acid with a base (sulphuric acid—one part sulphur, and two parts oxygen).

T

- Tabes.* A wasting away; atrophy; emaciation.
- Tetanus.* A disease characterized by paroxysms of tonic spasms; lockjaw.
- Therapeutics.* That branch of pathology which has for its object the treatment and cure of disease.
- Thorax.* That part of the human trunk, situated between the neck and the abdomen, containing the heart, etc., the cavity of the chest.
- Tinnitus aurium.* Noises in the ears, the head.
- Tissue.* The texture or minute structure of which organs are composed.
- Tonic.* A medicine that increases the strength, and gives vigor of action to the system.
- Tonsils.* Two oblong glands situated on each side of the fauces at the root of the tongue.
- Tonsillitis.* Inflammation of the tonsils; a form of sore throat.
- Torpid.* Having lost the power of exertion and feeling, or muscular action.

- Transude.* To pass through the pores.
- Triturate.* To rub or grind to a very fine powder; into atoms.
- Tubercle.* A small swelling or tumor on animal bodies, of the size of a hemp seed or of a pea, having a tendency to caseous or calcareous deposit.
- Tumor.* A swelling; a morbid enlargement.
- Tunic.* A membrane that covers some organ.
- Typanitis.* A flatulent distension of the abdomen.
- Typhoid or enteric.* A lingering fever, with great prostration, langor, stupor, in which the bowels are implicated.

U

- Ulcers.* Sores on any part of the body discharging morbid matter.
- Umbilicus.* The naval; hence umbilical.
- Urea.* A crystalline substance obtained from urine.
- Uric acid.* A white, tasteless, and inodorous acid, contained in urine.
- Urine.* An animal fluid, secreted by the kidneys, whence it is conveyed to the bladder by the ureters, and discharged through the urethra.
- Uterine.* Pertaining to the uterus, or womb.
- Uvula.* A small nipple-like body or projection drooping from the middle of the arch of the palate.

V

- Vaccination.* The act of inoculating with the cow-pox.
- Vaginal.* Resembling a sheath; pertaining to the vagina, the canal which leads from the external orifice to the uterus.
- Vaginismus.* Congestion or inflammation of the vagina.
- Varicose.* Preternaturally enlarged or dilated, as applied to the veins.
- Variola.* Small-pox.
- Vascular.* Pertaining to the vessels of animal bodies, as arteries, veins, etc.
- Vaso-motor.* That which gives motion in the veins, etc.

Veins. Vessels in animal bodies, which receive the blood from the extreme arteries through the capillaries, and return it as blue venous blood to the right auricle of the heart.

Vermicular. Resembling the motion of a worm.

Vertebrated. Having a spine with joints; a back bone, containing the spinal marrow.

Vertigo. Giddiness; dizziness, or swimming of the head.

Vesicle. A little bladder, or a portion of the cuticle separated from the skin, and filled with fluid.

Villi. Microscopic hair-like projections on the mucus lining, they are muscular, acting as absorbents in the intestines.

W

Whitlow. Inflammation about the root of a nail, commonly terminating in suppuration.

CHICAGO:
THE W. J. HAYNE COMPANY, PUBLISHERS
1893

