

The biochemic system of medicine : comprising the theory, pathological action, therapeutical application, materia medica, and repertory of Schuessler's Twelve tissue remedies / by George W. Carey.

Contributors

Carey, George W. 1845-1924.
Francis A. Countway Library of Medicine

Publication/Creation

St. Louis : F.A. Luyties, 1894, ©1893.

Persistent URL

<https://wellcomecollection.org/works/qzm2c94c>


License and attribution

This material has been provided by This material has been provided by the Francis A. Countway Library of Medicine, through the Medical Heritage Library. The original may be consulted at the Francis A. Countway Library of Medicine, Harvard Medical School. where the originals may be consulted. This work has been identified as being free of known restrictions under copyright law, including all related and neighbouring rights and is being made available under the Creative Commons, Public Domain Mark.

You can copy, modify, distribute and perform the work, even for commercial purposes, without asking permission.




Wellcome Collection
183 Euston Road
London NW1 2BE UK
T +44 (0)20 7611 8722
E library@wellcomecollection.org
<https://wellcomecollection.org>



LOTTIES
oeopathic Phar. Co.
06 N. Broadway,
ST. LOUIS, MO.

6. Mo. 1.





Digitized by the Internet Archive
in 2012 with funding from
Open Knowledge Commons and Harvard Medical School



Biochemical System of Medicine

THE INTERNATIONAL MEDICAL
AND NUTRITIONAL
INSTITUTE

George W. Garry, M.D.

GEORGE W. GARRY, M.D.

THE INTERNATIONAL MEDICAL
AND NUTRITIONAL INSTITUTE

THE
Biochemic System of Medicine

COMPRISING

THE THEORY, PATHOLOGICAL ACTION, THERAPEUTICAL
APPLICATION, MATERIA MEDICA,
AND REPERTORY

OF

Schuessler's Twelve Tissue Remedies.


BY

GEORGE W. CAREY, M.D.

ST. LOUIS:

F. AUGUST LUYTIES, Publisher.

1894.



COPYRIGHTED, 1893.
F. AUGUST LUYTIES, ST. LOUIS.

PRESS OF
CONTINENTAL PRINTING COMPANY,
ST. LOUIS, MO.

DEDICATION.

To the many broad-minded, liberal, progressive and humane physicians of America, and other lands, who have so willingly assisted me, who have so quickly imbibed the true science of healing and so fearlessly proclaimed it—this book is gratefully dedicated.

THE AUTHOR.



PREFACE.

THE following work on Biochemistry is offered to the public with a sincere desire to advance the cause of truth.

The author has no desire to tear down anything good that may be found in any system of medicine. But this is an age of keen investigation—of idol breaking and truth finding. He who is afraid to investigate for fear that some cherished belief will be swept away, is not a true scientist. Age cannot sanctify an error.

It is with the kindest of feelings towards the science of Homœopathy, and its many brave and noble defenders, that its underlying principle, "*similia similibus curantur*," has been questioned, and *idem*—the same to the same, or the law of *Supplying Deficiencies*—pushed to the front as the *Natural Law of Cure*.


It is not claimed that all the matter in the book is original. It is absolutely necessary in preparing a text-book on Biochemistry, to use, in the main, the therapeutics and materia medica of Schuessler and the translator, Dr. M. Docetti Walker, of Dundee, Scotland.

Some additions have been made, founded on experience. Hundreds of eminent physicians throughout the land have given time and experience that go to enrich the pages of the work.

But the writer does claim originality in the biochemic pathology and the *modus operandi* of its therapeutics, and holds that his theories in regard to the manner and mode of operation, by which the inorganic cell-salts of human blood unite with organic matter to form certain material for carrying on life's processes, have never before been clearly set forth.

Biochemistry is in its infancy. It is hoped the progressive physician will investigate, without prejudice, and thereby assist humanity to a true understanding of the cause and cure of disease.

THE AUTHOR.



INTRODUCTION.

“ In the world's broad field of battle,
In the bivouac of Life,
Be not like dumb driven cattle !
Be a hero in the strife !

Trust no future, how e'er pleasant !
Let the dead past bury its dead !
Act—act in the living present;
Heart within and God o'erhead ! ”

—*Longfellow.*

WHEN the mind is burdened with the cares and perplexities of life, one turns, with a sense of relief and rest, to the contemplation of simple truth. It is with keen pleasure, only sharpened by the former chaotic state of mind, that one searches the hidden depths, unfolding, each moment, new beauties and sublime possibilities.

The Christian—who previous to his conversion has been torn and buffeted by conflicting emotions, swayed by false isms and doctrines, filled with fear and dread—finds rest and peace when he pins his faith on a simple truth and trusts in the promises of his Maker. Likewise, the intelligent, thoughtful, progressive follower of the healing art, surrounded by false isms, lost in the vast wilderness of pills, plasters and poisons; hounded by deadly bacilli and treacherous germs; tossed upon the surging billows of unrest and doubt, looks across the wild, tempestuous ocean of theories and dogmas, longing for a glimpse of simple truth on which to cast his anchor of faith. On the horizon, he sees, rising from this sea of confusion, a haven of rest, built on simple, but eternal foundations.

The study of medical history brings to the cheek a blush of shame. Each page is a bad commentary on medical *mis*-practice. Thousands have fallen victims to the vagaries and

superstitions of the past; but, as in the foundation of matter, order superceded chaos, so out of the isms, theories and confusion and antiquity, will rise a system of medical practice founded upon eternal principles of law and truth.

"Will rise," did I say? "Has risen," would be better, for in *Biochemistry* I see the haven of rest to the troubled medical mind; a truth which cannot be crushed, but will eventually triumph and supercede the theories and vagaries that have so long held arrogant and supreme control.

To the mind weary of the old regime, longing for progression and anxious to receive truth, this book is offered. The underlying principles of Biochemistry are founded upon simple but eternal law, which is easily comprehended by searchers after knowledge.

As grows the plant—dependent upon the equilibrium of its component parts—so the human system is dependent upon the quantity and equalization of the organic and inorganic constituents. A deficiency of one or more of these, will cause a symptom or *cry* for the needed food.

For the promulgation and perpetuation of these truths, together with an earnest desire to enlighten and assist the human race, is this volume written.

My medical acquaintance with the author has been one of the most pleasant character, and it gives me pleasure to testify that Biochemistry owes much to his ability. He has been an indefatigable worker in the cause of promoting the interests of this system.

Remember, the object is to advance the cause of Truth, overthrow prejudice, ignorance and superstition, and plant the glorious banner of Progress on the ramparts of years to come.

"New occasion teaches new duties; time makes ancient good uncouth."

"They must upward still, and onward, who would keep abreast of Truth;
Lo, before us gleam her camp-fires! we ourselves must Pilgrims be,
Launch our Mayflower, and steer boldly through the desperate winter sea,
Nor attempt the Future's portal, with the Past's blood-rusted Key."

J. B. CHAPMAN, M.D.

CONTENTS.

PART I.

GENERAL SKETCH OF THE BIOCHEMIC SYSTEM OF MEDICINE, INCLUDING
HEALTH AND DISEASE, PROTOPLASM; CELLULAR PATHOLOGY;
COMPARATIVE TREATMENT: BIOCHEMIC, HOMŒOPATHIC, ALLO-
PATHIC; BIOCHEMISTRY AND HOMŒOPATHY; POTENCIES.

PART II.


MATERIA MEDICA OF THE TWELVE TISSUE REMEDIES; COMMON NAMES;
SYMPTOMS; GENERAL ACTION; CHARACTERISTIC INDICATIONS.


PART III.

THERAPEUTICAL APPLICATION OF THE TWELVE TISSUE REMEDIES, COM-
PRISING INDICATIONS AND CLINICAL CASES, ALPHABETICALLY
ARRANGED.

PART IV.

REPERTORY OF THE TWELVE TISSUE REMEDIES.





PART I.

GENERAL SKETCH OF THE BIOCHEMIC SYSTEM OF MEDICINE.

HEALTH, the one desirable condition of life, is the human organism in normal condition. To preserve this condition is the high aim of the medical profession. To relieve suffering, and to preserve the perfect man, its members are called upon to accept old proven facts in therapeutical science, and upon them is laid the responsibility of fearlessly and impartially investigating and testing the results of the studies of all respectable authorities.

Biochemistry, or biochemic treatment of disease, opens up a new phase of medical science. The treatment of disease with the inorganic cell-salts is so rational, so in accordance with well-known principles of natural law, that its basic principles need only be presented to the intellect to be understood and adopted.

Great truths exist as really before they are discovered as after they are known by the multitude. The vast continent of North America turned its bosom to the summer sun and changed its garments of green and brown as the seasons passed by, before Columbus set his face "west and west."

Every new discovery in science, or exploration into unknown parts of the earth, has had its pioneers and its martyrs. Pioneer! There is music and magic and romance in the name.

The spirit of adventure—the desire to investigate—has

made the world what it is to-day; the hardships and dangers entailed on our pioneers of empire is duplicated by the persecutions and ridicule to which the advanced courier in human thought is subjected.

In 1832 we find the following written in Stapf's *Archiv*: "All the essential component parts of the human body are great remedies." And again, in the same journal, in 1846: "All constituents of the human body act on such organs principally where they have a function."

Later, we find Grauvogl, in his Text-book, taking some notice of those remarks and amplifying them, but it remained for Dr. Schuessler, of Oldenburg, Germany, to develop these suggestions and make the idea foreshadowed in them the basis of a "new system." It was in March, 1873, that he appeared in an article entitled: "A Shortened Homœopathic Therapeutics," published in the *Leipzig Homœopathic Gazette*, in which he says: "About a year ago I intended to find out by experiments on the sick if it were not possible to heal them, provided their diseases were curable at all, with some substances that are the natural, *i. e.*, physiological function-remedies." Of this very promising communication of Dr. Schuessler no notice seems to have been taken, until some five months later Dr. Lorbacher, of Leipzig, came out in the same journal with some critical considerations. This was followed by a reply from Schuessler, which ran through seven numbers, giving a more detailed account of his "Abridged System of Therapeutics," the important features of which appear in the following pages.

The original communication by Schuessler to the German journal was translated into English by H. C. G. Luyties, and first published in the *Homœopathic News* and soon afterwards appeared a small edition, by Dr. C. Hering, on the Twelve Tissue Remedies, "recommended for investigation" by this great teacher. Several editions were published in rapid succession, from which this historical sketch is mainly derived, and following these appeared the translation of the twelfth German edition, by J. T. O'Connor, M.D., and one

by M. Docetti Walker, of Dundee, considerably enlarged by the addition of an appendix, popularizing the biochemic method.

Later, Doctors Boericke and Dewey, of San Francisco, published a book of over 300 pages, "The Twelve Tissue Remedies." This was followed by a small book on the biochemic system, by Doctors Carey and Chapman, of North Yakima, Washington.

Biochemistry is not Homœopathy. There is a wide difference between *similia similibus curantur* and supplying deficiencies with the exact material lacking. Symptomology figures in the biochemic treatment only as cells for the lacking inorganic workers, and not from the standpoint of *similia*.

The word biochemistry is formed from *bios* (the Greek for life) and chemistry. Webster defines chemistry as "that branch of science which treats of the composition of substances and of the changes which they undergo." Therefore, Biochemistry, taken literally, means that branch of science which treats of the composition of living substances, both animal and vegetable, and of the processes of their formation. But usage has given the word a somewhat different signification, and the following is a more accurate definition: That branch of science which treats of the composition of the bodies of animals and vegetables, the processes by which the various fluids and tissues are formed, the nature and causes of the abnormal condition called disease, and the restoration of health by supplying to the body the deficient cell-salts.

The chemical composition of nearly every fluid and tissue in the human body has long been known, but until Biochemistry was introduced, no practical use had been made of this knowledge in the treatment of the sick. The so-called science of medicine has no claim to the name science. No doctor knows, with any degree of certainty, the action of the drugs he gives. He prescribes simply as he was taught, and is often surprised when his patients survive his treat-

ment. All he knows about his medicines is that they are poisons, and that when administered under certain conditions they usually produce certain symptoms.

Biochemistry is science, not experimentalism. There is no more of mystery and miracle about it than about all natural laws. The food and drink taken into the stomach, and the air breathed into the lungs furnish all the materials of which the body is composed. By the juices of the stomach, pancreas, and liver, the food is dissolved and the useful particles are taken up by the absorbents. These are carried to the lungs, where, by the addition of oxygen from the air, they are changed to blood. The blood supplies the materials necessary for forming every tissue and fluid in the body and for carrying forward every process.

An analysis of the blood shows it to contain organic and inorganic matter. The organic constituents are sugar, fats and albuminous substances. The inorganic constituents are water and certain minerals, commonly called cell-salts. Of a living human being, water constitutes over seven-tenths, the cell-salts about one-twentieth, organic matter the remainder.

Not until recently were the inorganic cell-salts understood and appreciated. Being little in quantity, they were thought to be little in importance. But now it is known that the cell-salts are the vital portion of the body, the workers, the builders; that the water and organic substances are simply inert matter used by these salts in building the cells of the body.

Should a deficiency occur in one or more of these workers, of whom there are twelve, some abnormal condition arises. These abnormal conditions are known by the general term disease, and according as they manifest themselves in different ways and in different parts of the body, they have been designated by various names. But these names totally fail to express the real trouble. Every disease which afflicts the human race is due to a lack of one or more of these inorganic workers. Every pain or unpleasant sensation indi-

cates a lack of some inorganic constituent of the blood. Health and strength can be maintained only so long as the system is properly supplied with these cell-salts.

Having learned that disease is not a thing, animate or inanimate, but a condition due to a lack of some inorganic constituent of the blood, it follows naturally that the proper method of cure is to supply to the blood that which is lacking. In the treatment of disease the use of anything not a constituent of the blood is unnecessary; and to give poisons to a sick person is simply barbarous and inhuman. True, many have survived it, but equally many have been hurried thus to their graves.

Biochemistry would seek to ascertain what is lacking and supply it in just the form needed. Any disturbance in the molecular motion of these cell-salts in living tissues constituting disease can be rectified and the requisite equilibrium re-established by administering the same mineral salts in small quantities. This is brought about by virtue of the operation of chemical affinity in the domain of histology, and hence this therapeutic procedure is styled by Schuessler the Biochemic Method, and stress is laid on the fact that it is in harmony with well-known facts and laws in physiological chemistry and allied sciences.

It is the blood that contains the material for every tissue of the body, that supplies nutriment to every organ, enabling it to perform its individual function; it is, indeed, a microcosm, able to supply every possible want to the animal economy.

It does this by transudation of a portion of its plasma into the surrounding tissues through the capillary walls. This pabulum is a material *sui generis*, called irritable matter or protoplasm, and is the only living matter, and is universally diffused throughout the organism, of which it constitutes about one-fifth, the remaining four-fifths being organized and, therefore, dead matter. In its physical character it is nitrogenous, pulpy, structureless, semi-fluid, translucent, homogeneous, similar to that of the ganglionic nerves and to

the grey nervous matter. In this translucent fluid appear the fine granules: these unite to form germs, from which again cells develop. By the union of these cells are formed the tissues of every kind needed for the upbuilding of the whole organism.

Two kind of substances are needed in this process of tissue building, and both are found in the blood, namely, the organic and the inorganic constituents.

Among the former are the sugar, fat and albuminous substances of the blood, serving as the physical basis of the tissues; while the water and salts, namely, potash, lime, silica, iron, magnesium and sodium, form the inorganic substances, which are believed to determine the peculiar kind of cell to be built up. Other salts may from time to time be found; but these, however, constitute those constantly present. Whenever, then, in the animal organism new cells are to be generated and formed, there must be present, in sufficient quantity and proper relation, both these organic and inorganic substances; by their presence in the blood, all the organs, viscera and tissues in the body are first formed, fixed and made permanent in their functions, and a disturbance here necessitates disturbed function.

The cells are not fed. They feed themselves. Witness Virchow's researches, Lecture 14: "The absorption of matter into the interior of the cells is unquestionably *an act* of the cells themselves, for we are as yet acquainted with no method enabling us to produce this kind of proliferation in the body, by any mode of experimentation, through the medium of an agency primarily affecting either the nerves or the vessels."

Lecture 13, page 306, Virchow says—in relation to white matter of the spinal cord: "Every special function possesses its special elementary cellular organs; every mode of conduction finds paths distinctly traced out for it."

Thus we find the white fibres of the nerve or muscle act as conductors for Magnesia phos. and indicate a lack of this salt by certain signs or words. (See repertory.)

Other groups of fibres are conductors of other salts.

Alfred Binet, a French scientist of note, in his work, "The Psychic Life of Micro-organisms," says: "The micro-organisms do not nourish themselves indiscriminately, nor do they feed blindly upon every substance that chances in their way. Also, when they ingest food through some point or other of their bodies, they understand perfectly how to make a choice of the particles they wish to absorb. This choice is sometimes quite well defined, for there are species which feed exclusively upon particular foods. Thus, there are herbivorous and carnivorous infusoria."

Again—"The following is what occurs when the amœba, in its rampant course, happens to meet a foreign body: In the first place, if the foreign particle is not a nutritive substance, if it be gravel, for instance, the amœba does not ingest it, it thrusts it back with its pseudopodia. This little performance is very significant, for it proves, as we have already said, that this microscopic cellule in some manner or other knows how to choose and distinguish alimentary substances from inert particles of sand."

As the researches of Binet, the French scientist, show that micro-organisms—infusoria—select their own food from the material at hand, so does the German scientist, the great Virchow, clearly demonstrate that the cells that build the human form divine also select their own nourishment from the material at hand, and that nothing foreign to their constituent parts can be forced upon them, except to produce injury or death. The learned Pomeranian lectures, delivered in Berlin some sixteen years ago, and published as "Virchow's Cellular Pathology," demonstrate the fact that all disease is caused by altered or abnormal cells, but he did not lay down the law of cure. The work of formulating a system of medicine and proclaiming to the world that the true law of cure was at last discovered, remained for Dr. Med. Schuessler, of Oldenburg, Germany.

He struck the hour for a new dispensation for medical science. The perfect calm with which he stated the grand

truths of the new system, and the perfect ease with which he overthrew his critics, stamped him as a great man. While others have taken up the work and carried the banner on up the hill of difficulty, and faced the many-headed mob, yet we have no desire to rob the great man of Oldenburg of the glory he richly deserves.

Wherever Biochemistry unfurls its flag, the name of Schuessler will be renowned. And, as Hahnemann is called father by the homœopaths, so will Schuessler be called the Father of Biochemistry. It will be a monument to his memory more lasting than brass or marble.

The inorganic materials of nerve cells are Magnesia phos., Kali phos., Natrum and Ferrum. Muscle cells contain the same, with the addition of Kali mur. Connective tissue cells have for their specific substance Silicea, while that of the elastic tissue cells is Calcareo fluor. In bone cells we have Calcareo fluor. and Magnesia phos. and a large portion of Calcareo phos. This latter is found in small quantities in the cells of muscle, nerve, brain and connective tissue. Cartilage and mucous cells have for their specific inorganic material Natrum mur., which occurs also in all solid and fluid parts of the body. Hair and crystalline lens contain, among other inorganic substances, also Ferrum. The carbonates, as such, are, according to Moleschott, without any influence in the process of cell formation.

The oxygen of the air, upon reaching the tissues through the blood by means of the respiration, acts upon the organic substances which are to enter into the formation of new cells. The products of this action are the organic materials which form the physical basis of muscle, nerve, connective tissue and mucous substance; each of these substances is the basis of a particular group of cells, to which, by means of chemical affinity, the above mentioned cell-salts are united, and thus new cells are produced. With the production of new cells there occurs at the same time a destruction of the old ones, resulting from the action of oxygen on the organic substances forming the basis of these cells. This oxidation

has, as a consequence, a breaking-down effect on the cells themselves.

Urea, uric acid and sulphuric acid are the result of the oxidation of the albuminous substances, while phosphoric acid is produced by the oxidation of lecithine contained in the nervous tissue, brain, spinal cord and blood corpuscles. Lactic acid results from the fermentation of milk-sugar, and finally breaks down into carbonic acid and water. Sulphuric and phosphoric acids unite with the basis of the carbonates, forming sulphates and phosphates, and set free carbonic acid.

Uric acid unites with sodium, forming sodium urate, which, being of no use to the animal economy, is eliminated from the system; while partial failure of this, and its accumulation in the neighborhood of joints, together with albuminous substances, gives rise to gout. *Natrum sulph.* removes the water resulting from the oxidation of the organic substances of the body, in which are suspended or dissolved the mineral matters set free in the retrograde cell metamorphosis, as well as the newly-formed organic substances, such as urea, uric acid, etc.

Disturbances of the function of the molecules of *Natrum sulph.* may be followed, according to its duration or extent, as well as its location, by a retarded removal of this water of oxidation and its dissolved or suspended matters. This implies a slower tissue change and a consequent liability to diabetes, gout, etc.

It is interesting to note that *Natrum sulph.* and *Natrum mur.* act in opposite ways; for while the former—the sulphate—removes from the tissues the water, according to the process just described, the muriate—the common salt—enters the tissues dissolved in the water from the blood plasma, in order that the requisite degree of moisture proper for each tissue may be maintained.

By means of the presence of *Natrum phos.* in the system, lactic acid is decomposed into carbonic acid and water. This salt has the power of holding carbonic acid in combination, fixing it, and does this in the proportion of two parts of car-

bonic acid to one of phosphoric acid which it contains. This combination is carried to the lungs, and there, by the action of oxygen from the inhaled air, the carbonic acid is set free from its loose union with Natrum phos.—is exhaled and exchanged for oxygen.

The final products of the oxidation of the organic substances are urea, carbonic acid and water. These, together with salts set free, leave the tissues and thereby give place to less fully oxidized organic bodies, which in turn undergo finally the same metamorphosis.

The products of this retrograde tissue change are conveyed through the lymphatics, the connective tissue and the veins to the gall-bladder, lungs, kidneys, bladder and skin, and are thereby removed from the organism with the excretions, such as the urine, perspiration, fæces, etc.

The importance and dignity of the function of the connective tissue has been established, since the researches of Virchow and Von Recklinghausen have led to its close study and proven its fertile activity. That which formerly seemed only intended as a filling-in, or protective covering, appears now as a matrix, in which the minute capillaries carry the plasma from the blood to the tissues and return the same to the blood-vessels, and at the same time serves as one of the most important breeding places for young cells, which are capable of developing out of the embryonic latent forms to the most differentiated structure of the body.

Health may be considered to be the state characterized by normal cell metamorphosis; thus, when by means of digestion of food and drink taken, recompense is made to the blood for the losses it sustained by furnishing nutritive material to the tissues, when this compensation is supplied in requisite quantities and in proper places, and no disturbance of the motion of the molecules occurs. "*Under these conditions alone will the building of new cells and the destruction of old ones proceed normally and the elimination of useless materials be furthered.*"

Disease is the result of a disturbance of the molecular

motion of one of the inorganic tissue-salts. The cure consists in the restoration of the equilibrium of the molecular motion by furnishing a minimal dose of the same inorganic substance, since the molecules of the material thus used remedially fill up the gap in the chain of molecules of the affected cell or tissue-salt.

The cell-salts are constituent parts of many of the homœopathic remedies. The table on page 22 shows this fact as far as analysis has been made.

When the homœopath prescribes *aconitum*, or *china*, he prescribes *Ferrum phos.*, according to this table, a lack of which is the cause of fever according to Biochemistry.

Homœopathy has no well-defined pathology, but rather inclines to the allopathic theory, however different its treatment of disease. This book is not written to criticise homœopathy, except in the kindest spirit, for we recognize in its founder the John the Baptist of Biochemistry. "He prepared the way and made the paths straight."

To one who never saw a shadow it would seem real. But we know a shadow is the absence of light. So disease is the absence of the workers, the inorganic constituents of the human organism.

A shadow cannot be removed by chemicals; neither can disease be removed by poisons. There is nothing to remove in either case; but there is a lack to be supplied. The shadow must be removed by supplying light to the space it occupies. So the symptoms called disease disappear or cease to manifest when the food called for is furnished.

Virchow defines disease as "a lack of some constituent part of the blood at the part affected."

The blood not being perfectly balanced in all its parts, does not perfectly feed and nourish the nerves, muscles and other tissues of the body. Then a call or dispatch is sent to the Throne of Understanding, asking that the food may be supplied. These words asking for material with which to carry on the process of life, have, through the grossest ignorance, been called disease and named in Latin and Greek.

These names serve to frighten the people, but are of no use to science.

TABLE.

BIOCHEMIC.	HOMŒOPATHIC.
Ferr. phos.	China, Gelsem., Veratr., Acon., Arnica, Ailan., Anis stel., Phytol., Berb. vulg., Rhus, Asaf. (4.), Viburn. pr., Secale (2.5), Graphite (2.74).
Calc. phos.	China, Viburn. pr., Ailan., Phytol., Berb. vulg., Colocynth (2.7), Graphite.
Natr. phos.	Rheum., Ailan., Anis stel., Hamam.
Kali phos.	Pulsat., Baptis., Rhus, Veratr., Epiphegus, Viburn. pr., Digital., Cimicif., Cactus gr., Stramon., Xanth., Ailan., Anis stel., Hamam., Phytol.
Kali mur.	Phytol., Sanguin., Stilling, Pinus c., Asclep., Viburn. pr., Ailan., Anis stel., Hamam., Cimicif.
Natr. mur.	Cedron, Arum tr., Ailan., Anis stel., Hamam., Cimicif., Secale (.50).
Calc. fluor.	Phytol.
Silicea.	Equisetum (nearly 18.2), Cimicif. (4.), Chelidon., Graphite (13.), Secale (.15).
Calc. sulph.	Apocyn., Ailan., Asaf (6.2).
Natr. sulph.	Apocyn., Iris V., Chamom., Chionanthus, Lycop., Bryon., Podoph., Chelid., Nux vom., Anis stel., Hamam., Cimicif.
Kali sulph.	Pulsat., Hydrast., Myr. cer., Cimicif., Phytol., Viburn. pr., Anis stel., Hamam.
Magnes. phos.	Viburn. op., Bellad., Lobel., Stramon., Viburn. pr., Ailan., Secale (.50) Coloc. (3.), Gelsem., Rhus, Graphite.

The figures in the above table indicate the percentage.

The names given these imaginary monsters differ accordingly as the point is located in the body, from whence the call, or dispatch for cell-food is sent.

The call, or words, is disagreeable or painful, in order that we may heed it; for if the call were pleasant, or made an agreeable impression, we would be pleased, and make no effort to prevent its repetition.

But it may be said people die from these WORDS, DISPATCHES, LANGUAGE. Let us illustrate: A man goes without food for three days and nights and has pains, fever, headache, diarrhœa, etc., but you know he has not "got a thing," but lacks food. You also know he will die if the food is not supplied; but the words or dispatches calling for food will not kill him, but a lack of food will kill him. You know this and will give him food; but if you did not know it you would proceed, according to the old pathology, to try to cure the pain, fever or diarrhœa with some poison. "He asked for bread and ye gave him a stone. He asked for fish and ye gave him a serpent."

Each mineral salt has a special work to do. Each has an affinity for certain organic materials used in building-up the human frame. Thus, Kali mur. molecules work in fibrine. If a deficiency occurs in this salt, a portion of the fibrine not having workers becomes a disturbing element and may be thrown out of the vital circulation, through the nasal passages, lungs, kidneys or bowels, producing conditions called catarrhs, colds, coughs, etc.

Virchow's Lecture 7, page 167, "Cellular Pathology," says: "This dissociation of fibrine from the other fluid constituents of the blood is, to a certain extent, of real value, because fibrine, like the blood corpuscles, is quite a peculiar substance, and so exclusively confined to the blood and the most closely allied juices, that it really may be viewed as connected rather with blood corpuscles than with the mere fluids which circulate as serum."

The above gives us an insight into the workings of the molecules of Kali mur. The reason the fibrine is "more

plainly discerned in blood corpuscles than in the serum" is because the material only for fibrine is found in the serum. Kali mur. salt conjoins with albumen and other substances and forms fibrine, and thus furnishes the corpuscles with the building material for tissue.

Our position is strengthened by a further quotation from same lecture: "Fibrine, which is, first of all, gelatinous, becomes differentiated into a fibrillar mass. It must be borne in mind, that this substance originally existed in a homogeneous, amorphous, gelatinous condition and can again be reduced to it." Page 99, same lecture, Virchow says: "I do not think, therefore, that we are entitled to conclude that in a person who has an excess of fibrine in his blood, there is on that account also a greater tendency to fibrinous transudation."

The criticism we offer to the above is this: We claim an excess of fibrine never occurs in the blood, not even in embolus. The fault lies in a deficiency in Kali mur. molecules—the workers in fibrine—the creators of fibrine. When this salt falls below the standard the fibrine collects in quantities, is not diffused properly through the blood, and might easily mislead the scientific investigator, simply studying the question from the point of organic chemistry.

In Bright's disease, so-called, we find pure albumen a disturbing element. There is an affinity between lime phosphate and albumen. When the lime molecules fall below the standard, a portion of the albumen becomes non-functioned and is thrown off through the kidneys.

Furnish lime phosphate in molecular form to fill the gap, to again establish the continuity in the salt, and the albumen will again be properly distributed through the organism.

If the albuminous substances thus thrown off should reach the skin in quantities too great to be excreted through the pores, it breaks down the tissue of the epidermis, or, in other words, eats a small section of the skin and thus escapes. Such a condition is called eczema, a word derived from a Greek word "to boil out."

When the deficiency is great, of course, more organic material must be disposed of, hence fevers or inflammation. The circulation is increased and the motion being changed to heat, by the law of conservation of energy, causes the symptom called fever. (See article on typhoid fever.)

The circulation is increased: 1. To throw off the waste organic matter called heteroplasm. 2. To try to furnish material to all parts of the system to sustain life. 3. To carry a sufficient amount of oxygen with the limited amount of iron molecules at hand. Of course, when a great lack of iron occurs, the blood must move much faster, for iron molecules are carriers of oxygen, and without that creative element life cannot be sustained.

Any tissue of the body deprived of oxygen dies at once. For the life of the individual cell is very brief, and without oxygen no new cells can be built; neither can they without a proper balance of inorganic salts. Fever is from a Latin word, "*febris*" or "*fervor*," to be hot, or boil out, and is caused by rapid motion of blood, causing friction. The cause of the rapid motion has been already explained.

The true explanation of fever and its pathology has never before been given.

The cause and cure of disease was never known until the Sun of Biochemistry shed its beams over the world. It comes as a great light to the dwellers in darkness and error. It is at once as simple and sublime as all truth. Before its refulgent rays, poisons flee away. Disease is changed to a phantom of the night. The aged and infirm rejoice, and hope once again comes to dwell in their habitations. Children learn its glorious matters and wonder why every one has not always understood it. A Huxley lifts up his voice to advance the cause in an International Congress. A Virchow laid the foundation broad and deep in all his writings and lectures. A Schuessler, learned in pathology and every branch of science, familiar with the deeps of the wonderful system, student of physiology and biology, who traced back through its mysterious wanderings the wonder-

ful stream of life, from cell to physical structure, and proclaimed all disease to be nature's cry for food—he, too, proclaimed the truths of Biochemistry. The researches of this scholar has cleared away the rubbish of ages; overthrown poisons as remedies for the sick; shown the error of *similia similibus curantur* as a basis of the law of cure; proven that to supply deficiencies in human blood is the true *materia medica*, and laid a broad and solid foundation upon which to rear the fair temple of scientific healing.

Schuessler did for the biochemic theory what Sir William Blackstone did for the science of jurisprudence, in his commentaries upon the common laws of England, and what Dr. Samuel Hahnemann did for homœopathy.

Biology shows Biochemistry to be a science. The practical counterpart of the abstract science of Virchow's "Cellular Pathology" is formed by cellular therapeutics, or the system of introducing molecular cell-salts. Biochemic treatment is the outcome of the teachings of biology and those sciences which of late years have disclosed nature's ways and footsteps by aid of the microscope and spectroscope.

Let every medical man, every student, test this law, and conscientiously apply the molecular tissue cell-salts under given abnormal conditions, as indicated here, and he will not fail to attain good results. The action by chemical affinity of these trituated molecules of cell-salts is certain, because fixed by that law. Close observation of little things is the secret of true science. None who watch the wonderful results in nature from infinitely minute causes will doubt the power of little things. Under the advance of Biochemistry it has become possible to apply to each kind of tissue its own general definite and peculiar salt, according to its requirement in disease. By the distinctive symptoms our physicians are guided in their choice of the particular cell-salts required—the immense varieties and complications of morbid states offering vast scope for exact medical practice wherewith to build up the great pyramid of scientific medicine of this advanced era.

CELLULAR PATHOLOGY.

ALL diseases that are curable, are cured in a *natural manner* through the circulation; the constituent parts of the human organism that are carried by the blood-vessels and transude through the walls of the veins and capillaries into the surrounding tissue, restores normal conditions when the blood contains the proper amount of its inorganic salts, water, sodium, ferrum, potassium, calcium, silica and magnesium.

When a deficiency of one or more of the constituent parts of the blood occurs, a disturbance arises in some part of the organism and a symptom (pain, fever, spasm or some cry of distress) is set up, in order that the intellect may heed and supply the want; or it may be that while the blood contains a proper balance of the vital principles a disturbance may arise because, of a condensed condition of a group of cells, tissue, muscles or nerves, the salt solution of the blood fails to enter and feed. In either case, a fine dilution of the salt indicated by the symptoms is needed, either to supply the lack of it in the blood, or to restore the normal condition of the part affected. It will be observed that there is nothing miraculous about this process—it is simply a *natural law*; and in no other way can a normal condition be restored in disease.

No improvement can be made on the human organism in this respect. The constituent parts of our bodies, placed there by the Creator, keep all in perfect harmony, when rightly understood; and harmony cannot be restored by an attempt to improve on God's plan, by introducing a poison into the system. The symptom may be changed to one that manifests itself in a different manner, but the patient is not cured. Calomel does not cure: it simply sets up a dysentery

instead of constipation; opium does not cure: it simply sets up paralysis of the nerve center in place of neuralgia.

We do not claim for the biochemic remedies magical curative properties, without giving any reason or explanation of the law of cure on which it is based. Let the sick bear in mind there is only one way to be restored to health, and that is the natural way: through the blood, by supplying deficiencies. It will require just as much time to cure as nature requires, working in a natural way; no outside "hocus-pocus," no "laying on of hands," no savage "pumpum," no blisters, purges or emetics, will *supply deficiencies*. The food *called for* must be supplied; calomel, quinine, aconite, belladonna, salicylic acid, opium, are not constituent parts of the blood, are not found in the human organism, and when taken into the system set up their own action for the abnormal condition called disease, and are worse than the disease itself.

When a twig is broken from a tree we know a new twig will again grow to same size if water is supplied to the soil, and the conditions favorable to the tree are kept up; we do not expect by legerdemain to supply a new twig by some short-cut—say by putting an "active poison" about the roots of the tree—or injecting beneath its bark a nameless lymph wherein sports the festive bacilli and all-pervading microbes.

We realize the twig must be restored in a *natural* manner. The human system can only use its constituent parts. "The cells are *not fed*," they feed themselves. They *reject* what they do not need; it cannot be forced on them, except to the detriment or death of the body. Our vital forces are at once set to work to get rid of anything that does not belong to our organism, or will not assimilate with blood, bone, muscle, tissue, etc.

The renowned Dr. Schuessler says: "The inorganic substances in the blood and tissues are sufficient to heal all diseases which are curable at all. The question whether this or that disease is or is not dependent on the existence of

fungi, germs or baccilli is of no importance in biochemic treatment. If the remedies are used according to the symptoms, the desired end, that of curing disease, will be gained in the shortest way. Long-standing, chronic diseases, which have been brought on by overdosing, excessive use of such medicines as quinine, mercury, etc., can be cured by minute doses of cell-salts."

Professor Liebig says: "It happens that a tissue in disease reaches such a degree of density, becomes so clogged, that the salt solutions of the blood cannot enter to feed and nourish; but, if for therapeutic purposes a solution of salt be so triturated, and given so diluted that all its molecules are set free, it is presumable that no hindrance will be in the way of these molecules to enter the abnormally condensed part of tissue."

The body is made up of cells. Different kind of cells build up the different tissues and organs of the body. The difference in the cells is largely determined by the kind of inorganic salts which enter into their composition. If we burn the body, or any tissue of it, we obtain the ashes. These are the inorganic constituents of the body, the salts of iron, magnesia, lime, etc., which build up the tissues.

They are the *tissue-builders*, therefore, and both the structure and vitality of the body depend upon their proper quantity and distribution in every cell.

The biochemic remedies are these inorganic cell-salts, prepared by trituration, according to the homœopathic method, and thereby rendered fine enough to be absorbed by the delicate cells wherever needed.

Health is the state of the body when all the various tissues are in a normal condition; and they are kept in this state when they each receive the requisite quantity of needful cell-salt required for the upbuilding of the different tissues. Disease is an *altered state* of the cell, produced by some irregularity in the supply to the cells of one of the inorganic tissue-salts. Imperfect cell-action results, diseased tissues and organs follow, and all the phenomena of disease are

developed. Now, the cure consists in restoring the normal cell-growth, by furnishing a minimal dose of that inorganic substance whose molecular motion is disturbed, which disturbance caused the diseased action. To do this successfully, it is necessary to know what salts are needed for the up-building of the different tissues and for their normal action. This knowledge is derived from physiological chemistry, and hence this treatment of disease by supplying the needed tissue-salts is called the biochemical treatment.

In the following pages are given, under the different names of diseases, the respective tissue remedies that will prove curative, based upon the kind of tissue affected by the different diseases. Thus, in catarrhal conditions, for instance, the remedies will be the same, whether the catarrh shows itself in the throat, nose, or other organs, since it is the mucous membrane that is involved, and the mucous cells, therefore, call for a tissue remedy that is lacking.

By giving a tissue remedy in such a dose as can be assimilated by the growing cells, the most wonderful and speedy restoration to healthy function is brought about in every case of curable disease. All diseases that are at all curable are so by means of the tissue remedies properly prepared to the needs of the organism.

This is very important, and on it depends the success of the treatment, just as much as on the correct selection of the particular cell-salt. It seems reasonable that, to make the cell-salts immediately useful, they should be prepared in the same delicate form in which nature uses them, and that if they are absorbed by the microscopic corpuscles, they must themselves be finer than the corpuscles. We know that the mineral or cell-salts are infinitesimally subdivided in the different kinds of food we take, thus capable of assimilation by the cells.

The cells of each tissue group receive their own special and peculiar cell-salt; for instance, those entering into the promotion of nerve cells are magnesia, potash, soda and iron; of bone cells: lime, magnesia, silica, etc., etc.,

which are extracted by the body from the food we take.

There are twelve tissue remedies—the twelve inorganic salts found in the ashes of the body—all essential to the proper growth and development of every part of the body. They are the

<i>Phosphates</i>	{	of Lime, Calcareo phosphorica. of Iron, Ferrum phosphoricum. of Potash, Kali phosphoricum. of Soda, Natrum phosphoricum. of Magnesia, Magnesia phosphoricum.
<i>Chlorides</i>	{	of Potash, Kali muriaticum. of Soda, Natrum muriaticum.
<i>Sulphates</i>	{	of Lime, Calcareo sulphurica. of Soda, Natrum sulphurica. of Potash, Kali sulphuricum.
<i>Fluoride</i> <i>and</i> <i>Pure Silica</i>	{	of Lime, Calcareo fluorica. Silicea.

Of these, those entering into the formation of *Nerve Cells*, and hence useful as remedies in diseases of the nervous system, are Magnesia phos., Kali phos., etc.

Of *Muscle Cells*—The same and Kali mur.

Of *Bone Cells*—Calcareo, Silicea, etc., etc., etc.

This method of treating all forms of disease has been eminently successful, and can be confidently recommended to all who are in need of medical treatment.

The following indications for the use of these remarkable remedies can be relied upon, and have been verified by hundreds of physicians in all parts of the country.

In order to achieve the striking results recorded, it is essential to procure these remedies prepared strictly according to the biochemical method.

The best preparation of the tissue remedies is the triturated form. The original salts are triturated according to the biochemical method with sugar of milk, one part of the salt to nine of sugar of milk, for one hour, which gives the first decimal trituration. The particles of this are still too large to be readily assimilated by the cells, and experience

has taught that for general use the sixth trituration, where each grain contains the one-millionth part of a grain of the cell-salt, is the most desirable.

Nature works everywhere with immense numbers of infinitely small atoms which can only be perceived by our dull organs of sense when presented to them in finite masses. The smallest image our eye can see is produced by millions of waves of light. A granule of salt which we can scarcely taste, contains millions and millions of groups of atoms which no human eye will ever discern.

One quart of milk is found by analysis to contain about the six-millionth of a grain of iron; a child fed on milk receives each time one milligramme of iron in a half-pint of milk, which is only the fourth part of the above minute fraction of one part of a grain of iron.

Four milligrammes represents the whole quantity of iron in the milk supplied per day for its nourishment and growth, and this is sufficient to feed all the cells that are known to contain iron, and consequently require iron. This being the fact, how small will be the quantity required to equalize the balance of iron molecules in only a limited portion or group of cells, where, for instance, a molecular disturbance has taken place, and iron has to be supplied medicinally? But if milk contains the whole of the twelve inorganic cell-salts, how small must the quantity be when subdivided so that each drop has its own particle of each of the twelve constituents?

The proportion of fluorine in the human organism is still less than that of iron. From analytical facts it may be estimated that the fluorine in the milk is only present in decimilligrammes. One milligramme of *Calcarea fluor.* per dose for a remedy would be quite large. A dose of any remedy used for therapeutic purposes should be rather too small than too large; for if too small, a repetition of the dose will bring about the desired effect, while too large a dose may miss its object altogether. Large doses of iron have a bad effect on the stomach, leaving the complaint unaffected. At the tem-

perature of the body, hydrochloric acid, diluted with one-thousandth part of water, readily dissolves the fibrin of meat and the gluten of cereals, and this solvent power is *decreased*, not *increased*, when the acid solution is made stronger. (Professor Liebig's Chemical Letters.)

Spectrum analysis has opened a new field of truth, showing matter to be capable of endless subdivision.

A disturbance in the molecular movements of any of the inorganic salts of a tissue produces an altered or abnormal condition, which is termed disease. Professor Virchow, the greatest authority of the day on cellular diseases and cancer-cells, clearly states that the definition of all *disease* resolves itself into this: "*An altered or changed state of cell.*" For the healing or cure of such, Dr. Schuessler supplies the smallest dose of the identical inorganic substance, because the molecules of that substance, administered as medicine, fill up the gap in the chain of molecules of that particular cell or tissue-salt. Chemical affinity plays here a particular part, each salt, by virtue of that law existing between organic and inorganic substances, finding its way into its particular tissue where it is wanted. Under this law, nature cures; hence it becomes necessary to administer these salts to the minute cells medicinally in minute quantities. Thus refined, they can be taken up by the cells so changed that they are no longer able to absorb the *ordinary* molecules of salt out of the plasma. Hence it follows that the ordinary preparations of cell-salts given as medicines are too bulky, and Dr. Schuessler has formulated a saccharated trituration of the twelve constituents of the body in such form that they can pass by their special passages in the capillaries, and are readily assimilated by the cells of the blood and tissues. One illustration explains this: One red-blood corpuscle does not exceed the one-hundred-and-twenty-millionth of a cubic inch. There are over three million such cells in one droplet of blood, and these cells carry the iron in the blood. How necessary, then, to administer the cell-salt iron (Ferrum phos., which is the remedy for all inflammations of lung,

pleura, throat, eyes, ears, etc., included) to diseased cells in the most minute molecular form. Each one of the twelve inorganic substances (in chemistry called salts) of which the human body is built up, has its own sphere of function and curative action, by reason of the part it occupies in the cells, and the part these have to perform to maintain and restore health.

COMPARATIVE TREATMENT:

BIOCHEMIC, HOMŒOPATHIC AND ALLOPATHIC.

THE great advantages and simplification of medicaments by the new treatment with biochemic remedies, their safety and certainty, may be shown by a few examples; and their relative position to such remedies as are used in homœopathic and allopathic treatment. The great desideratum in medicine is certainty as to the right remedy. The more drugs to choose from, the more uncertain the success.

SMALL-POX.

BIOCHEMIC TREATMENT.	HOMŒOPATHIC TREATMENT.	ALLOPATHIC TREATMENT.
	<i>Primary fever:</i>	<i>Saline laxatives:</i>
Ferr. phos. Kali mur.	Aconite, Bell., Verat. vir., Bry.	Opium, Henbane, Sarcacenia, Effervescent Citrate of Magnesia, Compound Rhubarb Powder, Astringents, Quinine Bark, and Nitric Acid, Ale, Wine, Mercury, Actea, Pus- tules to anoint with Olive Oil, Glycerine and Lime Liniment, Nitrate of Silver, Puncturing, Collodion, Gutta- Percha and Collodion, Mercurial Ointment, Tincture of Iodine, Sulphur, Linseed or Yeast Poultices, Oxide of Zinc Ointment.
Kali mur.	<i>Eruptive stage:</i> Ant. tart., Thuja, Sulph.	
Kali sulph.	<i>Retrocession:</i> Camph., Sulph., Cupr. acet.	
Kali phos. Natr. mur.	<i>Secondary fever:</i> (Confluent cases.) Ars., Bapt., Hydrast., Opi., Lachesis, Bry., Rhus, Sulph., Phos., Merc., etc.	
Calc. sulph.	<i>Suppurative stage:</i> Ant. tart., Merc., Apis.	

Total—Biochemic, 5; Homœopathic, 24; Allopathic, 30.

Complications, such as pneumonia, pleurisy, erysipelas, glossitis, or glandular swellings will rarely occur if Ferrum phos. be more or less frequently alternated with the chief remedy given for each stage. External applications of the remedies as lotion, warm or cold, are admissible.

ERYSIPELAS.

Mortality in England, 2,000 annually.

BIOCHEMIC TREATMENT.	HOMŒOPATHIC TREATMENT.	ALLOPATHIC TREATMENT.
Natr. sulph. Ferr. phos.	<i>Erysipelas, smooth, non-vesicular:</i> (Simplex, phlegmonous, idio- pathic or traumatic in all its stages.) Acon., Bell., Bry., Puls., Apis, Ars., Carbo veg., Nit. Ac., Lach., Sulph., Verat. vir., etc.	(No distinction in the treatment of vesicular and non-vesicu- lar Erysipelas.) Castor Oil, Aloes, Sen- na, Magnesia, Rhubarb Pills, Blue Pills, Comp. Rhubarb Powder, Car- bonate of Ammonia, Tincture of Perchloride of Iron, Iodine, Bella- donna, Sulphurous Ac., Digitalis, Rhus Toxicodendron, Tartar Emetic, Chlorate Potash, Quinine, Turpentine, Colchicum, Port Wine, Porter, Brandy, Fomentations, Poultices, Inunction with lard, Dusting with flour or ground rice powder, Collodion, Penciling boundary lines with Nitrate of Silver or Iodine Tincture, Incisions to evacuate pus.
	<i>Erysipelas, vesicular:</i> (Blistering.) Acon., Rhus, Bell., Merc., Verat. vir., Nux. vom., Canth., Sulph.	

Total—Biochemic, 3; Homœopathic, 17; Allopathic, 34.

Under either the allopathic or homœopathic treatment it is and cannot be but hazardous or difficult to select the right remedy among so many. And if the wrong one be chosen, what then? The loss of time and protracted sufferings of the patient must be a source of anxiety to the physician.

SCARLET FEVER.

SCARLATINA.

BIOCHEMIC TREATMENT.	HOMŒOPATHIC TREATMENT.	ALLOPATHIC TREATMENT.
Kali mur. Ferr. phos.	<i>Scarlatina simplex:</i> Bell., Acon., Coffea, Sulph., Ars.	Carbonate of Ammonia, Acetic Acid or vinegar and water, Inunction of hot lard.
Kali mur. Calc. sulph.	<i>Scarlatina anginosa:</i> Acon., Bell., Gels., Apis, Ammon. carb., Rhus, Merc., Biniod, Ac. Nit., Verat. vir.	Emetics of Ipecacuan- ha, Saline effervescing draughts, Carbonate of Ammonia, Sponging with tepid water and vinegar, Cold affusion, Inunction with lard, Scalp to be shaved if there be delirium.
Kali sulph. Kali phos. Natr. mur.	<i>Scarlatina maligna:</i> (Suppressed rash evening rise of temperature.) Ailan., Ac. carbol., Ars., Lachesis, Hy- dras., Tabacum, Ac. Mur., Opi., Baptisia, Ac. cup., Stram., Zinc., Hydrocyanic acid, Sulph., Apis, Hellebore.	<i>Maligna:</i> Demands stimulation from the first, Car- bonate of Ammonia, Port Wine, Brandy, Quinine, Chlorine, Aconite, Hydrochloric Acid and Ether, Acid drinks, Chlorate of Pot- ash drinks, Cold affu- sion, Astringent gar- gles, Nitrate of Silver to throat, Salicylic Acid, Brandy, Ferric Perchloride, Digitalis, Mercury of grey powder.
Kali mur.	<i>Sequelæ:</i> (Glandular swelling, croupy cough and deafness.) Mer. Iod., Mur. Ac., Calc. carb., Aurum, Sulph., Lyc., Sil., Hep. Sulph., Spong., Hyos., Hydras., Phos., Merc., Iod., Brom.	

Total—Biochemic, 5; Homœopathic, 28; Allopathic, 26.

Complications or sequelæ rarely occur if Ferrum phos. be frequently alternated with the chief remedy, and the latter be administered until perfect recovery set in, no "dregs" are left. The remedies for sequelæ are, however, given, when, under the use of other therapeutics, they have set in.

PNEUMONIA.

INFLAMMATION OF THE LUNGS.

BIOCHEMIC TREATMENT.	HOMŒOPATHIC TREATMENT.	ALLOPATHIC TREATMENT.
	<i>Acute and chronic stage:</i>	Castor Oil, Aconite, Ammonium Carbonate, Belladonna, Opium in small doses, Bry., Acetate of Ammonia, Copper Acetate, Digitalis, Iodide of Potassium, Iodide of Ammonium, Phosphorus, Quinine, Tartarated Antimony, Calomel, Veratrum Viride, Leeches, Blisters, Salicylate of Soda, Senega, Serpentaria, Turpentine, Stupes, Wine or Brandy, etc.
Ferr. phos.	Aconite, Verat. vir., Phos., Bry., Chelid., Ant. tart.	
	<i>Congestive stage:</i>	
Ferr. phos.	Gels., Bell., Phos., Verat. vir., Bry., Cactus.	
	<i>Pleuritic complication:</i>	
Ferr. phos.	Acon., Bry., Phos., etc.	
Kali mur.	<i>Hepatization.</i>	
Natr. mur.	<i>Bronchial complication:</i> (Sputa white, frothy.)	
Kali mur.	Puls., Phos., Calc. carb., Hep. sulph., Ant. tart., Ipecac, Merc. sol., Sulph., Squilla, Ars., Chin., Spongia, Bryonia, Cham., etc.	
Natr. mur.	(Sputa yellow, greenish, purulent.)	
Kali sulph.	Hydrastis, Kali bich., Sulph., Dig., Puls., Calc. carb., Bry., Lyc., Merc., Nux vom., Phos., Carb. veg., etc.	
Calc. sulph		

Total—Biochemic, 5; Homœopathic, 30; Allopathic, 25.

TYPHUS FEVER.

With the new remedies this disease, in its typical form, can be cut short very rapidly by the use of only one remedy, Ferrum phos.; Kali mur. meets early secondary conditions.

BIOCHEMIC TREATMENT.	HOMŒOPATHIC TREATMENT.	ALLOPATHIC TREATMENT.
Ferr. phos. Kali phos.	<i>Febrile symptoms:</i> Aconite, Bryonia, Gelsemium, Cimic.	Avoidance of active remedies at first especially known to cut short the disease. An emetic of Ipecacuanha wine, 30 to 60 grains of Compound Rhubarb Powder, Diluted drinks of mineral acids, Hydrochloric and Phosphoric Acids, Chlorate of Potash. When the powers of life begin to fail, stimulants.
Kali phos.	<i>Cerebral symptoms:</i> Hyos., Bell., Verat. vir., Stramonium.	
Kali phos.	<i>Sleeplessness:</i> Gelsemium, Belladonna, Coffea.	
Kali phos.	<i>Prostration:</i> Ac. mur., Ac. phos., Ars., Rhus.	
Natr. mur.	<i>Stupor, twitchings:</i> Opium, Rhus toxicodendron.	
Kali phos.	<i>Partial paralysis:</i> Rhus tox., Strych., Galvanism.	
Kali phos.	<i>Putrescence:</i> Carbo veg., Arsen., Rhus tox., Baptisia.	

Total—Biochemic, 3; Homœopathic, 21; Allopathic, —.

The specific remedy for this serious disease is easily recognized, and no difficulty presents itself in the choosing of the remedy, which meets the whole group of symptoms, which have so often baffled the efforts and anxious care of the physicians. They are the safest remedies ever prescribed.

PUERPERAL FEVER AND MANIA.

BIOCHEMIC TREATMENT.	HOMŒOPATHIC TREATMENT.	ALLOPATHIC TREATMENT.
Kali mur.	<i>Fever:</i> Acon., Bell., Bry., Merc., Hyos., Stram. Ars., Bapt., Puls., Nux vom., Lach.	Aconite, Ammonia, Bromide of Potassium, Quinine Bark, Phos- phoric Acid, Cod Liver Oil, Brandy, Wine.
Kali phos.	<i>Mania:</i> Cannabis ind., Merc. corr., Opi., Platina, Aurum, Actea race- mosa, Verat. vir., Ac. phos., Ignatia, China, Verat. alb., Cimic., etc.	Extract of Stramoni- um, Extract of Opium, Morphia, Indian Hemp, Subcutaneous injec- tions of Morphia, Chlo- roform inhalations, Chloral, Separation from family and friends, Alkaline, Sulphate, Columbo Tincture, Opium, Permanganate of Potash, Turpentine.

Total—Biochemic, 2; Homœopathic, 20; Allopathic, 23.

Puerperal fever, so much dreaded on account of its subtle infectiousness, and very fatal under allopathic treatment, requires but two remedies for its cure.

Puerperal mania, under the use of biochemic measures, becomes at once amenable to treatment; and in the simplest form, or in its various degrees of severity, a proportionally speedy cure may most reasonably be looked for. The cases of recovery have all been permanent and rapid throughout.

NEURALGIA.

BIOCHEMIC TREATMENT.	HOMŒOPATHIC TREATMENT.	ALLOPATHIC TREATMENT.
<i>True neuralgia, darting, par- oxysmal:</i> Mag. phos.	Bell., Ars., Verat. vir., Acon., Spig., Coloc., Merc. sol., Cham., Coff., China, Sulph., Quinine, Chelid., Cimicifuga, Gelsem., Sticta, Nit. of strychnia, Mag. sulph., Nux vom., Staph., Verat. alb., Ran., bulb., Rhod., Arn., Bell. liniment, Phos., Ignatia, etc.	Aconitia Ointment, Acupuncture, Alcohol, Ammonium Chloride, Ammo. Valerianate, Amylonated Nitrate, Aquapuncture, Atro- pine, Belladonna, Be- beeru Bark, Blisters, Brom. of Potassium, Caffeine, Cannabis In- dica, Capsicum, Carbon- ic Acid, Chalmugara Oil, Chamomile, Cheli- donium, Chloral and Camphor, Chlorate of Potash, Chloroform, Cimicifuga, Cod Liver Oil, Croton, Chloral, Digitalis, Electricity, Ergot, Gelsemium, Ig- natia, Iodides, Iron, Iodoform, Morphia, Mustard poultices, Marcein, Nux Vomica, Nitro-glycerine, Oil of Cloves, Peppermint, Pulsatilla, Pyrethrum, Quinine, Salicylic Acid, Stavesacre, Sumbul, Thermocautery, Valeri- an, Valerianated Zinc.
<i>Lachrymation or flow of saliva:</i> Natr. mur.		
<i>Inflammatory, tic:</i> Ferr. phos.		

Total—Biochemic, 6; Homœopathic, 27; Allopathic, 49.

Seeing that the action of the new remedies is so exact and well-defined, and so certain, surely, every medical man who desires the good of his patients will select from these for the scientific and rapid cure of the sick; and all patients will be anxious to be treated, restored to health, in the new way, with safe and truly rational remedies.

BIOCHEMISTRY AND ORGANIZATION.

"AIRILE PLACE, }
"DUNDEE, SCOTLAND. }

“THE field for research into the biochemic system seems so vast, that at every turn you can find proofs of the truths of its teachings. Facts relating to physiology or pathology all tend to teach us something, if only we will interpret them aright. It occurred to me that few seem to understand nature in her benign work of cure. When we find a patient lying ill, with a full, rapid pulse, we know that some catarrhal or inflammatory trouble has set in. The allopath looks upon this as a condition to be dreaded and combated, and proceeds to thwart nature by counter-irritation, etc. He does not see as we do. We realize the system has an intruder to get rid of—abnormal matter thrown out on account of a deficiency of some of the inorganic salts. The nervous system headquarters gave the signal, the engine (heat) is set going with extra, yea, even double, speed, to carry the workmen (blood-cells) to their work. These carry the necessary materials to the various parts, and by dint of perseverance they may overcome the trouble, be it of expelling the organic toxic matter, or only to supply the lacking molecules of cell-salts. To keep the channels in perfect working order the circular fibres which have to enervate the wave-like motion of the blood current by their tension are frequently found to succumb for lack of iron molecules in some of the fibres circularly arranged around the vessels, caused by the excessive flushing of the vessels. When we find the system in this active, excited condition of vascular activity and tension, we assist nature at once. We give phosphate of iron to strengthen the vessels as well as sustain the volume of red-blood corpuscles to support this self-defense—this self-repair in the body. By so doing the system is able to overcome the work of expulsion of an intruder and of sending

new supply to the camp, so that no lack may leave its imprint. Pyrexia, so little understood, solved the problem which has puzzled so many thousands of physicians; it is no longer an enigma. Fever heat, high pulse, and all these dangerous omens the allopath dreads, he sees vanish over night, and wonders what explanation he is to give his students who seek an explanation of the phenomena, which, alas, he cannot do.

"The truly scientific system triumphs here, as elsewhere. We know pyrexia is an effort of the system to rid itself of some foe and to replace the necessary cell-salts and thereby restore order, molecular motion and life in the parts deranged.

"If the vascular system is equal to the work, and the needed iron molecules supplied, no mischief will remain and normal pulse will result. The allopaths fight a disease (?). We help nature; *i. e.*, give her what she calls for.

"What remedy more glorious than Ferrum phos. in not only preventing such fevers (*lack of*), cutting them short, but when called in to a case with all its dreaded sequela threatening, we select our Ferrum as the chief remedial agent, and supplement it with Kali mur., Natrum sulph., or whatever cell-salt may be indicated. What light in darkness, what simple order where chaos seemed to reign! Can a biochemic doctor be afraid to meet even the worst of such cases? Truly, never. The Creator, who has so fashioned the body that it is wonderful to behold in its workings, has divulged its secrets to us. Law, immutable law, is our sheet-anchor. We may fail sometimes in not reading nature correctly; our diagnosis may fail—the law, never. Only give nature what she requires, and her work will be perfect. What a glorious vista! Life restored, life sustained, life prolonged. Let us work quietly and patiently; rejoice when we succeed, and by so doing draw the others near that great and beautiful system. We do not exult over them, but over results achieved.

"Have faith. Press on.

"Cordially yours,

"M. DOCETTI WALKER."

BIOCHEMISTRY AND HOMŒOPATHY.

NOTHING is there in the universe but Truth. Appearances, imaginings, vast and sometimes beautiful shadowy shapes created out of the ideals of man, born of his sincere longings for the truth, are projected on the canvas of life before his vision, until he invests them with life and is ready to take up his abode in the airy tabernacles and drink in wisdom from imaginary oracles. All that *seems* to be besides Truth may be represented by the words "is not."

From the days of immortal Hahnemann, the John the Baptist of the New Dispensation, the grand and ever-increasing army of noble, scientific, progressive men and women who have borne aloft the snowy banner, whose folds are as the branches of that tree whose leaves were for the "healing of the nations," have been perplexed for a rational explanation of the law by which such satisfactory results were obtained. Where a doubt exists, information is needed.

I approach this subject with a full sense of its importance. I reverently uncover my head in the presence of the stupendous realities about to be unveiled to the seekers after truth. I have no desire to ruthlessly thrust my opinions before the minds of those noble, self-sacrificing physicians, both men and women, who have, with brave and indignant hands, overthrown poisons, faced the many-headed mob, and planted the banner of medical reform full in sight of a dying race. The persecutions borne by those heroes and heroines were many and severe; but to-day their pathway is strewn with roses, in comparison with the Biochemist, who simply asks a hearing in order that he may present a key that, perchance, will unlock the mystery of that law of cure yet but poorly understood by the greatest and wisest. And if the key fits

the lock, what matters it that the servant who brings it to the temple be obscure and unknown?

The people enter and feast their hungry eyes on Truth unveiled, and listen to the music of nature's melodies. Although they "may forget the singer, they will not forget the song."

From the teachings of Biochemistry, life chemistry, I learn that nothing cures that does not supply deficiencies, because the conditions for which remedies are administered are caused solely and entirely because of a "lack of some constituent of the blood at the part affected;" this being true, the cures are not effected by the law of *similia similibus curantur*, but by the law that *cures* hunger. The stumbling-block to homœopaths on the road to Biochemistry is the fact that they use high potencies of agents which, when given in a crude form, are poisonous, and produce the very symptoms that an infinitesimal dose of a high trituration will cure.

In the trituration and administering of their remedies the homœopaths "builded better than they knew." They eliminate the organic vegetable poison either altogether, or so nearly that the residue cannot injure. But the inorganic mineral salts of iron, silica, magnesia, potassium, sodium and lime, found in blood, are indestructible and unchangeable; therefore, the highest potency of aconite ever obtained contains enough phosphate of iron to supply a deficiency of iron in the blood in any hyperæmia. Iron is capable of endless subdivision, but not of metamorphosis or annihilation; and so with all the inorganic salts of the human body. Not so with organic matter, as every chemist is well aware.

Aconite—aconitine—is organic, but the plant drew from the soil from which it grew molecules of iron which acted as carriers of oxygen in the physiology of the plant, as the same molecules will act in human physiology when transferred to human blood. The same illustration may be used in chincona (quinine), when given in a very high potency.

Doctor Boericke, late professor of materia medica and

therapeutics in Hahnemann College of San Francisco, and house surgeon at Ward's Island Hospital, gives the analysis of aconite and china, each as containing 4 per cent. of Ferrum phos. While it is not possible for so small an amount of aconite or quinine as is contained in a genuine homœopathic potency, admitting that it contains any at all, to injure, it is quite possible for the iron molecules therein contained to supply the deficiency in iron which the Biochemist claims to be the cause of the symptoms for which the so-called aconite is prescribed. It is worthy of note that the Biochemist prescribes Ferrum phos. in from 3x to 200x for the same symptoms that the homœopath would meet with either aconite, china, gelsem., verat. v., arnica, ailan., rhus, etc., all of which contain from 2.74 to 4 per cent. of the Biochemist's phosphate of iron.

For viburn., phytol. and colocynth, containing calcium phosphate, we give Calcarea phos., and so on.

Pulsat., baptis., digitalis, cactus, etc., contain phosphate of lime; cedron, arum and hamam. contain sodium chloride; viburn., bell., lobel., secale, etc., contain magnesia phos., and so on through all the twelve inorganic salts. "Out of the dust of the earth" plant life is made.

The difference between the homœopath and Biochemist may be summed up as follows: The homœopath has no clearly defined idea of the cause of disease, but finds by giving a certain remedy the symptoms are changed and health restored; and as the same agent administered in a crude form produces similar symptoms of disease, he concludes the cure was effected according to the law of *similia similibus curantur*.

The Biochemist argues that disease is not an entity, but simply a call, a telegraph dispatch to the ego, to the throne of understanding, asking for that which the digestion and assimilation failed to furnish in sufficient quantities to supply the demands made upon the blood, and he proceeds to furnish, according to the call, the inorganic cell-salts already *set free* from the organic, so the blood may be supplied by a direct biochemic procedure.

The lack of food produces what has been termed headache, gastralgia, diarrhœa and fever.

Here we have clearly defined symptoms, heretofore called diseases; but who will seriously argue that the law of similars is applicable? The hungry man, notwithstanding his symptoms of disease, is cured (?) by the biochemic law of supplying deficiencies, or *idem*—the same to the same.

According to Biochemistry, every pain, exudation, swelling or unpleasant sensation is *language*—signs or flags of distress asking for reinforcements.

When the homœopath realizes the *modus operandi* of his cures, he will have still greater success, for he will diagnose and prescribe from the solid ground of answering nature's calls. Then the "mystery of the cure," "the spirit of the drug," etc., will vanish like a spectre of the night, while Truth, like a "universal shaft of light, will lie across the land."

Now, my brothers in the glorious work, do not be afraid to climb higher; the same unfaltering courage that has carried you up to the rugged, thorny path, will lead you on up the dazzling heights.

You have the organization, the colleges and hospitals, while the Biochemists, who practice Biochemistry purely, are few and without organizations.

I implore you to study the question in earnestness. Establish chairs in Biochemistry in your colleges, and you will build up that grand temple of knowledge whose foundation-stone shall be the earth out of whose dust, component parts, man was made; and the dome of the temple will rise higher and higher as the years roll by, until, full rounded and perfect, it shall penetrate the veil invisible and bathe its lofty brow in the glad light of divine wisdom.

"And in the midst was the tree of life, which bore *twelve* manner of fruits, and the leaves of the tree were for the 'Healing of the Nations.'"

POTENCIES.

THE converts to the theory of Biochemistry seem to be in doubt what potencies to use. We have found the third the best for acute cases, while the sixth, thirtieth and two hundredth work better in most chronic cases. It must be remembered that a high potency of an inorganic mineral salt does not lose its entity or change to "the spirit of the drug," but is always the same substance, however fine it may be pulverized, however many times it may be subdivided or however highly it may be triturated. The component parts of organic matter, *i. e.*, fibrine, sugar, oil, albumen, etc., leaving out the inorganic salts—the workmen which organize them—may be resolved back to their original elements by trituration, and, without doubt, are in all high triturations or dilutions. The chemical combination or formula that produces a certain organic substance is broken up by the process of trituration, and the oxygen, hydrogen, nitrogen, etc., that enter into the matter is set free again, and, while nothing is destroyed, a disintegration has taken place, and the organized substance only exists in fibrinal elements.

But the workers, the cell-salts, found in this organized matter, there to hold the material together, and through the intelligence or operation of which we reorganize the whole as organic matter, cannot be disintegrated or changed to other principles. Iron is always iron. Potassium is always potassium. Silica is always silica.

When the human body is burned, the chemical process of combustion resolves the organic material back to its original elements, but leaves the inorganic salts *as ashes*, because

they are unchangeable. These minerals, left in the dilution of a high trituration, have produced results heretofore attributed to the organic element, (a) through a belief that organic matter is susceptible to endless subdivision and yet retain its identity; (b) a failure to recognize the builders, the inorganic mineral salts, as performing certain separate functions, either in the vegetable world or human organism.

Professor Liebig, in his chemical letters, says: "The smaller the particles of a prescribed medicine, the less physical resistance they meet in their diffusion in the tissues. It may be possible that a tissue can reach such a degree of density (become so clogged) that it is rendered impenetrable to the salt-solutions of the blood. But if, for medicinal purposes, a solution of salt be given so diluted that all molecules of the salt are set free, no hindrance will be in the way of these molecules to enter the abnormally condensed parts of tissue."

Professor Huxley said, in an address before the Medical Congress in London in 1881: "It will, in short, become possible to introduce into the human organism a molecular mechanism, which, like a very cunningly contrived torpedo, shall find its way to some particular group of living elements, etc."

And again, Professor Huxley says: "Those who are conservant with the present state of biology, will hardly hesitate to admit that the conception of life of one of the higher animals as the summation of the lives of a *cell* aggregate, brought into the harmonious action by a co-ordinative machinery formed by some of these cells, constitutes a permanent acquisition of physiological science.

"Nature works only atoms, or groups of atoms, termed molecules. The growth of animals and plants is a synthesis process, atoms or groups of atoms joining the already existing mass of molecules. Every biochemic remedy must be diluted, so that the functions of healthy cells are not disturbed, and so that functional disturbances, when present, can be corrected." (*From Schuessler's Therapeutics.*)

In a thousand grammes of blood-cells, the inorganic salts contained are at this rate:

Iron phosphate	0.998
Potassium sulphate	0.132
Potassium chloride	3.079
Potassium phosphate	2.343
Sodium phosphate	0.633
Sodium chloride	0.344
Calcium phosphate	0.094
Magnesium phosphate	0.060


See Burye's "Manual of Physiology and Pathological Chemistry."

One milligramme of a substance is estimated to contain sixteen trillion of molecules; this quantity is more than sufficient, then, for a restitution of a disturbance of the molecular motion in the tissue, says Schuessler.

In the third edition of the "Guide to the Mineral Baths" (Baeder-Almanach) for 1886, we find the following: "To judge by the result and the existing analysis, the waters of Rilchingen also contain chiefly those constituents with which, according to Dr. Schuessler's 'Abridged Therapeutics,' all curable diseases are cured in the biochemic manner." In these waters some of the mineral substances, for instance Magnesia phos., are present only in the eighth, Kali mur. in the fifth, and Silicea in the sixth decimal attenuation or dilution.

Dr. Behneke, A.M., in his balneological letters, writes as follows: "I am convinced that many of the most famous mineral springs owe their good results to the fact that the curative constituents are only present in weak dilution."

When the chain of molecules in a certain salt is broken, the missing link must be small indeed, and we cannot call the process or material weak which repairs it; it is only so to our senses, accustomed to view molecules in great aggregations.



PART II.

MATERIA MEDICA

OF THE

TWELVE TISSUE REMEDIES.

CALCAREA FLUORICA.

Synonym.—Calcium fluoride.

Common Names.—Fluoride of lime; Fluor spar.

TO know that a certain inorganic cell-salt is indicated by certain symptoms, is one thing; but to know the process by which it works to accomplish certain results, is quite another thing. The fluoride of lime is found in the enamel of teeth, connective tissue and the elastic fibre of all muscular tissue. A lack of elastic fibre in muscular tissue causes falling of the womb, varicose veins and a general "sagging-down feeling." Swellings of stony hardness are due to a lack of this salt—the substance that causes the hard accumulation being elastic fibre or lime.

When a deficiency in this lime-salt, and consequently a deficiency of elastic fibre, occurs in connective tissue between the cerebrum and cerebellum, an abnormal process of thought occurs, causing groundless fears of financial ruin.

But the student of Biochemistry will doubtless wish to understand where elastic fibre, of which I speak, comes from; as he will, of course, see that the fluoride of lime molecules themselves are not elastic fibre. My opinion is that the lime-salt in question unites with albumen and forms *i. e.* creates, elastic fibre; of course, other organic substances

and oxygen play a part in its formation, but the fluoride of lime molecules and pure albumen are the chief factors.

The wonders I have wrought with this tissue cell-salt in cases of hard lumps in the female breast, or in swellings of stony hardness, and other cases where a deficiency is indicated, would not be believed by many practitioners without personal observation or more proof than a mere statement by a Biochemic enthusiast. I trust I may be able to throw some light on the action of this wonderful remedy, and also the manner in which it operates. I have had the best results with high potencies, from the sixth up.

HEAD.—Head troubles, when traced to a relaxed condition of the elastic fibres. Tumors on the heads of new-born infants, blood tumors. Bruises on the bones of the head, when they are hard, rough, uneven lumps. Ulcerations on the bone surface.

EYES.—Cataract of the eye. Blurred vision, after straining the eyes, with pain in the eyeball, better when resting the eyes, caused by a relaxation of the walls of the blood-vessels, allowing an engorgement of blood.

EARS.—Diseases of the ear, when the bone or periosteum is affected or when characteristic of this salt.

NOSE.—Stuffy cold in the head, with thick, yellow, lumpy, greenish discharge. Offensive lumpy discharges, ozæna (*Kali phos.*, *Silicea*). Diseases of the nose, when affecting the bones (*Calc. phos.*).

FACE.—Hard swelling on the cheek, with pain or tooth-ache. Osseous lumps or growths on the jaw or cheek-bones. Chaps or cracks of the lips, or nose cold (*Ferr. phos.*).

MOUTH.—Cracked lips; very hard swellings on the jaw-bones, traceable to a relaxed condition of the muscular fibres.

TEETH.—When the teeth become loose in their sockets, not during dentition, with or without pain. The enamel of the teeth is largely composed of this salt. Enamel rough and thin, or when very brittle. Rapid decay of the teeth, when the enamel is deficient (alternate *Calc. phos.*). Teeth tender owing to looseness.

TONGUE.—The tongue has a cracked appearance, tongue becomes indurated after inflammation (*Silicea*). Chronic swelling of the tongue.

THROAT.—Relaxed condition of the throat. Elongation of the uvula, causing tickling cough by dropping into the throat (*Natr. phos.*). Diphtheria, when the disease has gone to the windpipe (alternate *Calc. phos.*). Enlargement of the throat (*Natr. mur.*). Relaxation of the blood-vessels of the throat.

GASTRIC SYMPTOMS.—Vomiting of undigested food. *Ferr. phos.* is the principal remedy, but when this fails, *Calc. fluor.* should be exhibited.

ABDOMEN AND STOOL.—Hemorrhoids, when bleeding. Protruding and itching piles, blind piles, accompanied with pain in back and constipation. Alternate with remedies indicated by color of stools or blood (also external application). Piles with rush of blood to the head (requires also *Ferr. phos.*), confined bowels, inability to expel the fæces, due to a relaxed condition of the rectum, allowing a too large accumulation of fæcal matter. This condition is frequently met with after confinement, when all the pelvic muscles are relaxed. Fissure of anus, sore crack near end of bowel; should also be used locally.

URINE.—Increased quantity of urine, when traced to a relaxed condition of the muscular fibres of the urinary organs.

MALE SEXUAL ORGANS.—Dropsy of the testicle. Hardening of the testicles. In syphilis, when the symptoms indicate this remedy.

FEMALE SEXUAL ORGANS.—All displacements of the uterus require this remedy (*Calc. phos.*, *Kali phos.*). Falling of the womb. Anteversion, retroversion, and the flexions of the uterus require this salt to tone up the contractile muscles. Dragging pains in the groin and in the lower part of the back. Pains extend to the thighs. Menses excessive, flooding, with bearing-down pains. Uterus very relaxed and flabby, or very hard, like stone, owing to a disorganization of the fluoride of lime molecules.

PREGNANCY.—After-pains, when too weak. Hemorrhage, if the uterus does not contract. Hard knots and kernels in the breast (*Kali mur.*).

RESPIRATORY ORGANS.—Uvula elongated, causing tickling in larynx, with cough. Cough, when tiny lumps of tough, yellow mucus are expectorated (*Silicea*). In asthma, when the **expectoration** is **difficult** and **consists of small, yellow lumps** (*Kali phos.*). Patient is relaxed and prostrated.

CIRCULATORY ORGANS.—**Varicose veins, and also a tendency to this condition.** Veins seem as if they would burst; use also a lotion of the drug. Dilation of the blood-vessels, the elastic fibres of the walls of the vessels have become relaxed; this is the chief remedy to restore their contractility (*Calc. phos.*). First stage of aneurism (*Ferr. phos.*). Hypertrophy, or enlargement of the heart (*Kali mur.*). Irregularities of the heart's action, when due to prolapsus of uterus and other relaxing diseases.

BACK AND EXTREMITIES.—Pain in lower part of back, weak, with dragging pains. Burning pains in the sacrum, with confined bowels. Hard growths or excrescences on the bone surface. Relaxed conditions of the muscles, allowing easy discoloration of the fingers and toes. Hard swellings. Gouty enlargement of the joints (*Magnes. phos.*). Varicose ulceration of the veins of the limbs; use also a lotion on cotton. Rubber bandages or elastic stockings should also be used. Whitton, gathered fingers; use also a local application (*Silicea, Calc. sulph.*).

SKIN.—Chapped hands or lips from cold (*Ferr. phos.*). Skin hard and horny; use also plenty of soap and water. Cracks in the palms of the hands; mix a quantity of the drug in vaseline, and after washing the hands rub the ointment in thoroughly. Fissure of the anus, fistulous ulcers, when secreting thick, yellow pus (*Silicea, Calc. sulph.*).

TISSUES.—Suppurations of the bones and periosteum; ulcers, felons, etc. “When a fibrinous exudation is not dissolved by suppuration, but has become hardened, *Calc. fluor.*

must be given" (Schuessler). Encysted tumors, **swellings** and **indurated enlargements, hardened glands**, etc., need this salt (*Kali mur.*, *Silicea*). Relaxed elastic tissues. Bruises on the bone, with uneven hard lumps. Dropsy from heart disease.

FEBRILE CONDITIONS.—Fevers, when arising from relaxed conditions; for the cause of these fevers alternate with appropriate remedies.

MODALITIES.—Hot applications will generally relieve, especially in hardened conditions; cold is sometimes beneficial when contraction is required.

CALCAREA PHOSPHORICA.

Synonym.—Calcium phosphate.

Common Name.—Phosphate of lime.

PHOSPHATE OF LIME is destined to play a prominent part in the treatment of the sick, when its range is fully understood by medical practitioners. This salt works with albumen, carries it to bone tissue or to any part of the body where it may be needed. It uses albumen as a cement to build up bone structure.

Bone is fifty-seven per cent. phosphate of lime, the remainder gelatine; an albuminous, gluey substance, carbonate of soda, magnesium phosphate and sodium chloride. Without the lime phosphate no bone can be made.

When, for any reason, the molecules of this salt fall below the proper standard in the blood, some disturbance in life's processes occur. It may be that bone-cells are not rebuilt as fast as they die. In such cases, if the deficiency exists for a great length of time, a condition of anæmia prevails; for the bone is the basis, the foundation-stone, of the organism. Should the albumen, not having a sufficient quantity

of the lime phosphate to properly take care of it, become a disturbing element and be thrown off by the kidney route, the wise (?) men call it Bright's disease. If through the nasal passages, the condition is named catarrh. If by the lungs, a cough is produced. If the albumen reaches the skin, pimples, eruptions, freckles, a condition called eczema, or perchance sores; if the amount at a given point be large, it is sometimes called scrofula. But just what relation the word scrofula has to a running sore is hard to tell, unless it is the fact that the ancients thought those who ate pork were more liable to be thus afflicted. The word is from *scrofa*—a sow.

Calcium phosphate is found in gastric juice, and a lack of the proper balance is frequently the cause of indigestion.

Conditions called rheumatism are sometimes due to a deficiency of the cell-salt. It is well known to Biochemists that a proper balance of sodium phosphate is required to prevent an acid condition from prevailing, and under certain conditions, when calcium phosphate for any reason is not present in proper quantities, the affinities draw upon sodium phosphate in an endeavor to supply the lack, and thus a deficiency in the alkaline salts ensue, which allows an acid condition to prevail, *i. e.*, rheumatism. Calcium phosphate is an auxiliary to the therapeutical effects of magnesium phosphate, as it more nearly resembles that salt than any other. When Magnes. phos. is clearly indicated, and does not restore the normal condition in a reasonable length of time, Calc. phos. should be given, for it is quite certain that it has been drawn on from the blood to assist the work of Magnes. phos., hence the deficiency in the lime-salt.

It is through his understanding of the peculiar workings and affinities of the inorganic salts that the Biochemist is so completely equipped for the battle against so-called disease.

MENTAL SYMPTOMS.—Peevish, fretful children. Poor memory; incapacity for concentrated thought; mind wanders from one subject to another; weak minds in those practicing,

or who have practiced, self-abuse (*Kali phos.*). Dull, stupid; depression of spirits; anxious about the future. Desires solitude. After grief, disappointment, pain, etc.

HEAD.—Headache, with cold feeling in the head, and head feels cold to the touch. Headache on top of head and behind the ears. Tight sensation. Headache of girls at puberty, with restlessness and nervousness. **Headache worse from mental exertion, worse near the sutures. Skull is thin and soft. Closure of the fontanelles delayed or re-opening of same.** Vertigo (*Ferr. phos.*). **Crawlings over the head, with cold sensations.** Ulcers on top of head.

Dropsy of the brain, and to prevent these conditions. Loss of hair; bald spots. Inability to hold up the head, owing to a deficiency of lime phosphate in the system.

EYES.—Sensitive to artificial light. Eyeballs ache; spasm of the eyelids (*Magnes. phos.*). Squinting. Hot feeling in the lids. Paralysis of the retina, causing dimness and loss of sight (*Kali phos.*). Neuralgic pain in eyes, when *Magnes. phos.* fails. Inflammation of the eye, with characteristic discharge, especially in scrofulous subjects. Intolerance of light (*Ferr. phos.*).

EARS.—Aching pain, with swelling of the glands of face and neck. Earache, with characteristic albuminous, excoriating discharge. In scrofulous persons, where the glands are much swollen. Ears swollen, burning and itching.

NOSE.—Large, pedunculated nasal polypi. Nose swollen and greatly inflamed at the edges of nostrils (*Silicea*). Tip of nose cold. Coryza, cold in head, with albuminous discharge. Albuminous discharge, thick and tough, dropping from posterior nares, causing constant hawking and spitting; worse out-doors. Disposition to take cold in anæmic persons (*Ferr. phos.*). To prepare the way for other remedies, in all cases of catarrh, *Calc. phos.* has a decided tonic action on the membranes.

FACE.—Anæmic, or chlorotic face. Dirty-looking face. Rheumatism of face, which is worse at night. Pimples on the face. Pains in face, with a creeping sensation; feeling

of coldness and numbness. Face sallow, pale, earthy; skin cold and clammy. *Lupus*. Heat in face. Freckles, eruptions on the face of young persons, especially of young girls at puberty. Pains in face, of a grinding, tearing nature (*Magnes. phos.*). Pale face in children, when teething is difficult.

MOUTH.—Bad, disgusting taste in mouth in the morning, caused by non-assimilation of food. Consider also *Natr. phos.*

TEETH.—Retarded dentition (*Calc. fluor.*). Phosphate of lime is a constituent of the teeth, and when this material is deficient, dentition will be slow and painful, often causing convulsions (*Magnes. phos.*) and other ailments. Teeth decay as soon as they appear. Gums inflamed and painful (*Ferr. phos.*). Toothache, which is worse at night (*Silicea*). **Chief remedy in all teething disorders.** "If the gums be pale this remedy is especially indicated" (Schuessler).

TONGUE.—Tongue swollen (*Kali mur.*). Stiff and numb. Blisters and pimples on tip of tongue.

THROAT.—Enlargement of throat. Goitre (chief remedy) (*Natr. mur.*). **Chronic enlargement of the tonsils.** "I have given it in the acute stage, when suffocation threatened, with excellent results" (Chapman). Glands painful, aching; deglutition painful. Thirst, with dry tongue and mouth. **Sticking pain in throat on swallowing.** Constant hoarseness. Hemming and scraping of throat when talking. Public speakers are greatly benefited by it (alternate with *Ferr. phos.*). Burning and soreness in larynx and pharynx, in cases of chronic catarrh, when there is considerable dropping from the posterior nares.

GASTRIC SYMPTOMS.—Pain after eating. **Food seems to lie in a lump.** Heaviness and burning. Pains worse from eating even the smallest amount of food (*Ferr. phos.*). Stomach sore to the touch. Abnormal appetite, but food causes distress. Cold drinks and food greatly aggravate the pains, while heat relieves (*Magnes. phos.*). Faint, sinking feelings in region of stomach. Pain sometimes relieved by

belching wind. Infants vomit sour, curdled milk (*Natr. phos.*). Constant desire to nurse. Stomach feels bloated. A course of this remedy should be given after gastric or typhoid fever, and in all cases where digestion is poor, to aid assimilation of food. **Vomiting after cold drinks.** Headache, accompanied with indigestion. Belching of gas. Most of the gastric symptoms which come under this remedy are due to non-assimilation of food.

ABDOMEN AND STOOL.—Diarrhœa in teething children; stools slimy, green undigested, with colic (*Natr. phos.*). Give injection of hot water. **Cholera infantum**, child craves food it should not eat. **Stool is hot, often noisy and offensive** (*Kali phos.*). Summer complaint caused from inability to properly digest the food. Diarrhœa after eating green fruit, abdomen sunken. Face pale and anxious, child fretful. Pain in the abdomen near the navel. Infant cries when it nurses. Marasmus, eats heartily but grows more emaciated all the time. **Frequent call to stool, but passes nothing** (*Kali phos.*, *Magnes. phos.*). Diarrhœa of school-girls, with the accompanying headache. Costiveness, with hard stool, in old people and infants. Itching piles, also protruding piles (*Calc. fluor.*, *Ferr. phos.*). Hemorrhoids which ooze an albuminous substance resembling white of egg, especially noticeable in anæmic persons. **Cracks and fissures of anus** (*Calc. fluor.*). **Fistulæ without pain.** Offensive stools (*Kali phos.*). Neuralgia of rectum and pain after stool. **Symptoms all worse at night or with change of weather** (*Silicea*). To prevent formation of gall-stones. *Tabes mesenterica*.

URINARY SYMPTOMS.—Urine highly colored. Frequent urging to urinate, with sharp, shooting, cutting pains at the neck of the bladder and along the urethra (*Ferr. phos.*). Increase in the quantity of urine. Albuminous urine calls for this salt (*Kali phos.*).

Calc. phos. has a chemical affinity for albumen. Bright's disease of the kidneys (*Kali phos.*). Phosphatic deposit in the urine (as an intercurrent remedy). To prevent reforma-

tion of stone in the bladder. Gravel sediment in urine (*Natr. sulph.*). Diabetes mellitus (as an intercurrent remedy).

MALE SEXUAL SYMPTOMS.—Swelling of the testicles (*Orchitis*). Masturbation. Inguinal hernia (*Calc. fluor.*). Scrotum itches and is greatly relaxed. Sweating and soreness of scrotum. Chronic gonorrhœa and gleet, when the discharge is characteristic. Dropsy of the testicles.—All albuminous discharges from the urethra are indicative of this salt.

FEMALE SEXUAL ORGANS.—Weakness in uterine region from prolapsus uteri and other uterine displacements (*Calc. fluor.*, *Kali phos.*). “*Calc. phos.* may not have the contracting power of *Calc. fluor.*, by acting directly upon the muscles and tissues involved, but it acts indirectly by building up the general health and aiding digestion, thereby restoring the tissues to a healthy condition and promoting the deposit of *Calc. fluor.*” (Chapman).

Aching in the uterus. Increased sexual desire, especially immediately before menstruation. Intercurrently in all cases of leucorrhœa, to build up the general health. Leucorrhœa, discharge albuminous, very tenacious (like white of egg). Acrid leucorrhœa, worse after menstruating or with sexual excitement. Patient is dull and listless. Menses too early or too late in young girls with anæmic conditions. Menstrual discharge bright red, and too frequent. Menses with pain in back. Labor-like pains at the time of menstruating (*Magnes. phos.*); (to prevent, *Ferr. phos.*). Menses, with flushed face and cold extremities (*Ferr. phos.*).

PREGNANCY.—Aching in the limbs during pregnancy. Poor milk, watery, or with saltish taste (*Natr. mur.*). Child refuses to nurse. Child vomits sour, curdled milk quite frequently. Sore nipples (*Ferr. phos.*). **After pregnancy**, as a restorative; also **after long nursing**, when the patient is debilitated (*Kali. phos.*). (Use locally a 10 per cent. unguentum of the second trituration and vaseline.)

RESPIRATORY ORGANS.—Cough, with expectoration of albuminous mucus, not yellow. Chronic coughs. Incipient consumption. Intercurrently in all cases for the weakness and prostration. Chronic cases of whooping-cough. **Rheumatic pains in lungs. Involuntary sighing.** Soreness and dryness in throat of consumptives. Aching in the chest. Night-sweats, especially about the head (*Silicea*, *Natr. mur.*). Hawking to clear the throat. Cough in anæmic persons or teething children.

CIRCULATORY ORGANS.—Intercurrently in most cases of heart trouble. Poor circulation, with cold extremities. Palpitation of the heart, followed by weakness. Leuchæmia (excess of white corpuscles in the blood).

BACK AND EXTREMITIES.—Calc. phos. being appropriately named “the bone remedy,” plays an important part in the symptoms of disease located in the back and extremities, which are largely composed of this material. Curvature of the spine (with *mechanical supports*). **Numbness and coldness** of the limbs. Pains and aching in the joints. **Cold sensations in the limbs, as if cold water were being poured over them.** Pains in the bones, especially the shin-bones. Pain worse at night and in cold, damp weather. **Rheumatism of the joints, and in the back between the shoulders; very severe and worse at night or during rest.** Lumbago (*Ferr. phos.*). Hydroma patella, cysts. Hydrops. Articular spinal irritation. Injuries of the coccyx. Infants are slow in learning to walk, and the bones are soft and friable. **Bow-legs** (with *mechanical supports*). Neck thin in children. Broken bones; this salt is essential to facilitate deposit of extra material necessary for their union. Rickets: “this disease appears to consist essentially in the non-deposition of phosphate of lime in the osteoid tissues.” (Thomas’ Med. Dict.). Inflammation of the periosteum, of syphilitic origin. Ulcers and abscesses, when deep-seated on the bones or joints. Neuralgia, when deep-seated, as if on the bone, commencing at night (*Silicea*).

Pain in limbs, feel restless, asleep; better when moving them.

NERVOUS SYMPTOMS.—Neuralgias (*nerve pains*) which are worse at night, colic, cramps, spasms, convulsions, etc. (after *Magnes. phos.* fails to relieve). Convulsions in teething children, young girls, and in old people, when the lime-salts are deficient. Paralysis, when associated with rheumatism. Patient is tired and weary. **Pains very severe at night, with sensation of creeping numbness and coldness. Pains shoot all over the body like electrical shocks, and at other times like trickling of cold water.**

SKIN.—Eruptions on the skin, when the discharge is albuminous. Pimples, acute or chronic, with itching. Itching of the skin, without eruptions. Eczema, with yellowish-white crusts. Face full of pimples. Scrofulous affections (*intercurrently*). Dry skin. Skin itching and burning, as from nettles. Perspiration on hands from spinal weakness. Lupus, with characteristic symptoms. Pruritis of vagina, with or without albuminous leucorrhœa (*Natr. mur.*). Freckles (apply a 10 per cent. solution of the 1x in water to the face). Chafed skin (*Natr. mur.*). Acne rosacea. Tubercles on the skin. Scaling herpes on the shins.

TISSUES.—Bones weak and friable, easily broken; when broken will not unite, when new bone material is needed. Rickets. Tabes or atrophy of any organ or tissue. Poor nutrition through indigestion. Ulceration of bone substance. Stunted growth. Defective development, with pale, greenish-white complexion. All ailments dependant upon a deficiency or disturbance in the phosphate of lime molecules. Polypi. Disease of the pancreas. Emaciations, chlorosis, anæmia. Intercurrently in all bone affections, constitutional weakness. As a tonic for delicate, anæmic persons (*Ferr. phos.*).

FEBRILE CONDITIONS.—Chilliness and shivering when beginning of fever (*Ferr. phos.*). Perspiration excessive. **Night-sweats in phthisis. Cold, clammy sweat on the face and body.** After typhoid and other fevers, as the disease declines, to promote the deposit of new material in place of that destroyed.

SLEEP.—Restless sleep, due to worms (*Natr. phos.*). Drowsy, sleepy, hard to wake in the morning. Vivid dreams.

MODALITIES.—Symptoms are generally worse at night in damp, cold weather, and change of weather, getting wet, etc. Better in warm weather and in warm room.

CALCAREA SULPHURICA.

Synonym.—Calcium sulphate.

Common Names.—Gypsum, Plaster of Paris.

SULPHATE OF LIME is used to clean out an accumulation of heteroplasm in the interstices of tissue; to cause the infiltrated parts to discharge their contents readily, and throw off decaying organic matter, so it may not lay dormant or slowly decay, and thus injure the surrounding tissue. A lack of this salt allows suppuration to continue too long. It controls suppuration. A decay of epithelial cells, after the infiltrated parts have discharged their contents, indicates a lack of this salt. The third stage of all catarrhs, lung troubles, boils, carbuncles, ulcers or abscesses need this cell-salt.

While silica hastens the process of suppuration in a normal manner, Calc. sulph. closes up the process at the proper time if it is present in the blood in proper quantity.

I have been asked why Calc. sulph. prevented the process or so promptly closes it up. I answer: Simply because a lack of this vitalizer—inorganic worker in organic matter—allows the epithelial cells to break down—allows tissue to disintegrate; then the fluids from the blood (*serum*) take up the waste and carry it off through some natural or artificial orifice.

Other salts, of course, are of some importance in such conditions, but in true suppurations Calc. sulph. is always the

chief remedy, because there can be no true suppuration when this worker is present in proper quantity.

Exudations of albuminous, or fibrinous, or watery matter, may take place, because of a lack of other salts, when the chain of molecules of the lime sulphate is not disturbed.

The success I have had with this salt has been surprising. I keep on hand the third, sixth, thirtieth and two-hundredth decimal trituration.

HEAD.—Suppurations of the head or scalp when the **discharge is yellow, purulent matter**, or when forming crusts of the same character. Discharges of a sanious nature. **Crusta lactea**, stage of resolution (after *Kali. mur.*).

EYES.—Inflammation of the eyes, when pus is discharging, third stage of the inflammation. Abscess of the cornea. Deep-seated ulcers of the eye (*Silicea*). Thick, yellow discharges from the eye. Hypopyum. Inflammation of the retina, third stage. Inflammation of the cornea or conjunctiva, with characteristic discharge.

EARS.—Discharges from the ear are thick, yellow, sometimes mixed with blood (*Silicea*). Deafness, when accompanied by these conditions.

NOSE.—Colds in the head in third stage or stage of resolution; when the discharge is thick, yellow, purulent and sometimes tinged with blood. Chronic catarrh of head, with purulent discharge from either the anterior or posterior nares (*Kali sulph.*, *Silicea*).

FACE.—Matterly pimples on face (alternate *Silicea*). Pimples on the faces of young people at the age of puberty, when the matter forms. Tender pimples under the beard, with **purulent bloody secretions**. Swellings and nodules on the face; to abort or control suppuration (*Kali mur.*).

MOUTH.—Diseases of the mouth, if accompanied with purulent secretions.

TEETH.—Ulceration at the roots of the teeth, with swelled gums and cheeks; to abort or control the suppuration.

TONGUE.—Inflammation of the tongue, when suppurating (*Silicea*).

THROAT.—All ailments of the throat in the third stage of the inflammation, or when discharging matterly secretions. Sore throat, quinsy and tonsilitis, when suppurating, or before matter has formed, to prevent its formation.

ABDOMEN AND STOOL.—Discharge of matter, or blood and matter from the bowels. Pus-like, slimy discharges. Abscess of the liver, with purulent discharge. Soreness in region of liver. Diarrhœa, dysentery, with characteristic evacuations. Ulceration of the bowels. Bowels discharging matterly substance, or very constipated in latter stages of consumption.

URINE.—Chronic inflammation of the bladder, when passing sanious or bloody matter (*Ferr. phos.*, *Kali mur.*).

MALE SEXUAL ORGANS.—Suppurating abscess of the prostate gland. Bubo, syphilis, or gonorrhœa in the suppurative stage, with sanious, purulent discharge (*Silicea*). Ulceration of the glands, with characteristic discharges.

FEMALE SEXUAL ORGANS.—Leucorrhœa, with thick, yellow, bloody discharge (*Silicea*). Gonorrhœa, with the above conditions.

PREGNANCY.—Inflammation of the breast, when suppuration has taken place and matter is discharging (*Silicea*).

RESPIRATORY ORGANS.—Last stages of consumption, when the expectoration is purulent, matterly and sometimes bloody. Pus falls to bottom of vessel and spreads out (*Silicea*). Cough, with hectic fever and sanious, matterly sputa. Last stage of croup, pneumonia or bronchitis. Generally indicated after *Kali mur.* Pus forming in cavity of lung or pleura.

BACK AND EXTREMITIES.—Suppurations of the joints (*Silicea*). **All wounds, when in the suppurative stage** (if offensive, *Kali phos.*). Hip-joint disease (*Silicea*). *Ferr. phos.* in the first stage, and institute rest. Ulceration of bones (*Silicea*, *Calc. phos.*). **Burning of soles of feet** in consumption. Last stage of gathered finger, when the suppuration is superficial, to check the discharge (externally also on lint). Carbuncles on the back, to control the suppuration (*Kali mur.*, *Silicea*).

SKIN.—Skin affections, with yellow scabs (*Kali mur.*). Pimples, when discharging matter. Pimples under the beard, with discharge of blood and pus. Mattery scabs forming on the heads of pimples. Crusta lactea (*scald-head*), with yellow crusts or secretions. Skin festers easily (*Silicea*). In small-pox, when the pustules are discharging. Boils, to abort them or to control suppuration. Neglected wounds, cuts, etc., when discharging pus, and when they do not heal readily. Burns and scalds (after *Kali mur.*), when suppurating. Apply locally to the parts on lint.

TISSUES.—In all cases of suppuration, when the discharge continues too long and the sore is unhealthy. Follows *Silicea* well, and will cause the wound to heal. Thick, yellow or sanious discharge from any organ of the body. Suppurations and ulcerations of the glands (locally, also). Ulcers of lower limbs, etc., with characteristic discharges. Purulent discharges in gonorrhœa, syphilis, bubo, leucorrhœa, catarrh, consumption, etc.

FEBRILE CONDITIONS.—Typhoid, typhus, diarrhœa, dysentery, etc., with sanious, bloody discharges from the bowels. Hectic fever in consumption and other diseases.

SLEEP.—Sleepiness and lethargy, when accompanied with hectic fever.

MODALITIES.—Worse from **getting wet**. A warm, dry atmosphere will greatly assist the action of the remedy.

FERRUM PHOSPHORICUM.

Synonym.—Ferri phosphas.

Common Name.—Phosphate of iron.

IRON PHOSPHATE colors the blood corpuscles red, carries oxygen to all parts of the body, and thus furnishes the vital force that sustains life. Without a proper balance of iron in the blood, health cannot be maintained. When a deficiency in this cell-salt occurs, the circulation is increased, for the blood tries to carry enough oxygen to all the tissues of the body with the lim-

ited amount of iron at hand, and in order to do so must move rapidly; exactly as seven men must move faster in order to accomplish as much work as could ten, moving at a slower pace.

This increased motion being changed to heat, by the law of the conservation of energy, is called fever. Search all the medical writings, from Hippocrates to Koch, and you will not find so good and true a definition of "fever" as the one offered by the biochemic pathology. It is not the fever or heat alone that causes the condition of "not at ease" in the patient, but the deficiency in iron molecules, and a consequent lack of oxygen. This molecular disturbance soon breaks up continuity of other cell-salts. A deficiency in potassium chloride nearly always follows a deficiency in iron, unless the missing links be quickly supplied.

The cell-salt potassium chloride controls the fibrin in the circulation, and when the particles of salt fall below the standard, a portion of fibrin, not having workmen to use it, becomes a disturbing element and leaves the vital circulation. If it is thrown off through the lungs, a cough is produced (nature's spasmodic effort to get rid of the heteroplasm). In some instances the lung tissue becomes so irritated and inflamed that the doctors declare that the "cold" settled on the lungs and gave the patient the pneumonia. If the fibrinous exudation is thrown off through the nasal passages, it is called catarrh. The word catarrh is from the Greek, and simply means to "drop down," therefore, is no help to the pathology of the condition.

A lack of ferrum molecules, viz.: a proper balance in the blood, is the cause of "colds." "Hots" would be a more appropriate word, and quite as grammatical in its use. When a deficiency of iron occurs, nature, or the natural law, draws the blood away from the outer parts, the skin, in order to carry on the process of life more perfectly about the heart, lungs, liver, stomach, brain, etc.

A lack of blood in the minute blood-vessels of the skin allows the pores to close, and waste matter that should escape

by this route is turned upon the inner organs. This accumulation, together with certain organic matter thrown out of the blood, caused by deficiencies in certain inorganic salts, forms the exudation of colds, catarrh, pneumonia, pleurisy, etc.

For all such conditions, whenever there is inflammation, under whatever name it may be known, Ferr. phos. is the chief remedy.

While those who adhere to the old way are trying, by "careful diagnosis," to find out if the patient has typhus, or typhoid, or malarial, or bilious fever, the Biochemist is giving Ferr. phos., because he sees in the symptoms a call for that tissue-salt. The name of the ailment is of no consequence. Ferrum molecules toughen the cellular structure in the circular walls of the blood-vessels, hence a lack of iron frequently causes a breaking-down of the walls of minute blood-vessels, producing hemorrhage. Ferr. phos. is indicated in hemorrhage from any orifice of the body. The alternating remedies are Natr. mur., Kali phos., according to the symptoms.

MENTAL SYMPTOMS.—Rush of blood to the brain, causing delirium. Congestion of the brain from any cause. Maniacal moods; hyperæmia. "Blood accumulated in any of the blood-vessels cause want of proper balance of the iron-molecules in the *muscular* fibres, which are circularly arranged around these vessels; thus relaxed, they lose their tonicity, and do not support normal circulation" (Schuessler). Cerebritis, dizziness, wildness, madness, etc. (*Calc. phos.*, *Kali phos.*). Delirium tremens (*Natr. mur.* chief remedy).

HEAD.—Headache, with rush of blood to the head. Headache, when the pain is in the temples in front (*Natr. phos.*); over the eye or on top of the head (*Natr. sulph.*). Dull, heavy, bruising, throbbing, beating pains, generally accompanied by flushed face or fever. **Head sore to the touch;** pulling the hair causes pain; blind headache. Vertigo—cold applications relieve pains by momentarily contracting the excessively congested tissues. Nose-bleed relieves by

lessening the quantity of blood. Sick headache, when the matter vomited is undigested food (*Natr. phos.*). Headaches, with suffused eyes. Inflammatory conditions of the scalp. Tic-douloureux (*Calc. phos.*, *Magnes. phos.*).

EYES.—Acute inflammation of the eye (*Kali mur.*). **Inflammation of the eye in measles** and other eruptive diseases, with great intolerance of light. Acute pain in the eyes, more when moving them, or attempting to use them. Dry inflammation, blood-shot, sometimes sore and watery (alternate *Natr. mur.*). First stages of retinitis. Abscess of the cornea, for the pain. **Granulation on eyelids, with feeling as if grains of sand were there** (alternate *Kali mur.*).

EARS.—Complaints of the ear, with inflammatory conditions. Earache, with beating, throbbing pain, due to catching cold. Sharp, stitching pains in the ear. Noises in the ear, roaring like running water, from an unequalization of the blood in the blood-vessels. **Inflammation of the ear, first stage**, fever and pain. Deafness from inflammatory action. Inflammation of the external ear, with **beefy redness** and burning. Tympanitis.

NOSE.—First or inflammatory stage of cold in head. Takes cold easily (alternate *Calc. phos.*). Catarrhal fever. Bleeding from the nose, from injury or not, chief remedy. Predisposition to bleed, in anæmic, poorly nourished or apoplectic subjects (*Calc. phos.*, *Kali phos.*, *Natr. sulph.*).

FACE.—Face flushed and burning, with headache, or when precursor of recurring headaches. **Flushed face with cold sensation in nape of neck.** Pale, pallid face, from a lack of red blood corpuscles in the blood (*Calc. phos.*). Inflammatory neuralgia of the face. **Florid complexion.** Pains and heat in the face, when cold applications are soothing. Erysipelas of the face, for inflammation and pain (*Natr. sulph.*).

MOUTH.—Inflammation of mouth (*Stomatitis*). Gums hot, swollen and inflamed.

TONGUE.—Clean and red tongue, showing an inflammatory condition. Tongue dark-red and inflamed, with swelling (alternate *Kali mur.*).

TEETH.—Toothache, when due to an inflammatory condition. Inflamed gums, or hot cheek. Toothache, when cold liquids are soothing. For feverishness in teething complaints, if *Calc. phos.* does not suffice. Pains are generally aggravated by hot liquids and by motion.

THROAT.—Throat sore, with inflammation. **Throat dry, red and inflamed. Ulcerated throat**, with fever and pain. Inflammation of the tonsils (*Tonsillitis*). Quinsy (*Kali mur.*, *Calc. sulph.*). First stage of throat diseases, when there is pain, heat or redness. This remedy reduces the inflammation; it should then be alternated with *Kali mur.*, or if suppurating, *Calc. sulph.* Clergyman's sore throat, when it is due to irritation; sore throat of singers and speakers. **First stage of diphtheria**, and all other throat affections. Follow with *Kali mur.* and other indicated remedies. Loss of voice after speaking or singing, from a strain.

GASTRIC SYMPTOMS.—Inflammatory conditions of the stomach, **pain after the smallest quantity of food.** Burning, sore pain in pit of stomach. Region of stomach tender to the touch. Heart-burn (*Calc. phos.*, *Natr. phos.*). **Vomiting of undigested food, or bright red blood.** First stages of gastritis (*Kali mur.*). Persistent vomiting of food. Belching of wind brings back taste of food. Cold drinks relieve pain. Hot, outward applications also relieve, by causing a counter-irritation, thereby relieving the inflamed and engorged blood-vessels of the stomach. Dyspepsia, with flushed face, and throbbing pain in the stomach. Vomiting of food, with sour fluids. "Stomachache from chill, with loose evacuation, caused by insufficient absorption, from relaxed condition of villi" (Schuessler). Headache, with vomiting of food. Gastric fever (*Kali mur.*).

ABDOMEN AND STOOL.—First stage of all inflammatory conditions of the bowels. First stage of enteric fever, cholera, dysentery, peritonitis, etc., when patient complains of feeling chilly. Constipation, when there is heat in the colon or rectum, causing a dryness of the mucous membrane. Diarrhœa, caused from lack of absorption. **Undigested or watery**

stools. Dysentery (*Kali mur.* chief remedy). **Bleeding piles, with bright red blood**, very sore and painful (*Calc. fluor.*); also apply vaseline locally. Worms, with indigestion and passing of undigested food (*Natr. phos.* chief remedy). Soreness and tenderness of the bowels, in acute diseases (*Kali mur.*). Hepatitis. Hemorrhage of the bowels, when the blood is bright red, with tendency to coagulate quickly.

URINARY SYMPTOMS.—Incontinence of urine from weakness of the sphincter muscle. First stage of inflammation of the bladder (*Cystitis*), causing retention of urine, with pain and smarting when urinating. Burning after urinating (*Natr. mur.*). Cystitis is often caused by retaining the urine too long, which should be avoided. Burning, sore pain over the kidneys. Urine high-colored, with feverish smell (*Natr. phos.*). Bright's disease and diabetes, when there is feverishness, pain or congestion in any part of the system (*intercurrently*). Suppression of urine through heat, frequently in children; also local applications. **Wetting the bed from weakness of the muscles of the neck of the bladder** (*Kali phos.*). If from worms (*Natr. phos.*). **Constant urging to urinate**, if not chronic. Great quantity of urine (*Natr. mur.*). Inflammation of the kidneys (*Nephritis*).

MALE SEXUAL ORGANS.—Irritation and inflammation of the prostate gland (follow with *Kali mur.*). Varicocele, bubo, orchitis, etc., first stage, when there is feverishness, pain and throbbing. First stage of gonorrhœa, for the inflammation; should be used in alternation with *Kali mur.* as a preventive when exposure has occurred.

FEMALE SEXUAL ORGANS.—Inflammation of the womb and vagina, to remove the fever, pain and heat. Spasm of the vagina, with excessive dryness (*Natr. mur.*). First stage of gonorrhœa; also use local applications. Dysmenorrhœa (*painful menstruation*, *Magnes. phos.*), when there is congestion and fever, also vomiting of undigested food. In dysmenorrhœa it should be taken between the periods as

a preventive (*Kali phos.*). Menstrual discharge bright red.

PREGNANCY.—Morning sickness, with vomiting of food, sometimes with acid taste (*Natr. phos.*). Inflammation of the breast, first stage; after-pains. If given immediately after the birth it will heal the lacerated parts, thereby generally preventing the dangers of puerperal fever.

RESPIRATORY ORGANS.—All inflammatory conditions of the respiratory tract, in the first stage, for the fever, heat and pain. Pneumonia, bronchitis, pleuritis, tracheitis, etc., in the inflammatory stage, and, indeed, as long as the pain lasts. It is followed well by *Kali mur.* in the second stage or that of expectoration of white mucus. **Hemorrhages** from the lungs, **blood bright red.** Expectoration scanty, streaked with blood. Soreness of the chest. Breathing short and hurried at the beginning or during the course of the disease, when there is heat and fever present. Cold in the chest, with hard, dry cough and soreness in the lungs (*Kali mur.*). Acute, painful, short, irritating cough. In the **beginning of all coughs and colds** this is the first remedy. Croup and whooping-cough, for the febrile conditions. Asthma, for the soreness of the chest. Painful hoarseness and huskiness of speakers and singers, when due to the irritation of the bronchii (*Calc. phos.*). Congestion of the lungs, acute or chronic, with oppression and pain; catch in breath, pleurisy, pain in the side, in first stage. Local applications of hot water or mustard should be used where the pain is deep-seated, to produce counter-irritation.

CIRCULATORY ORGANS.—Inflammation of the blood-vessels. Full, rapid, quick pulse in fevers. Palpitation of the heart, when due to inflammatory conditions. Carditis, pericarditis, endocarditis, phlebitis, arteritis, in the congestive stage. Deficiency of red blood corpuscles (*Anæmia*). Also *Calc. phos.* Aneurism (*Calc. fluor. chief remedy*). Dilatation of heart or of blood-vessels (alternate *Calc. fluor.*). Nævi, varicose veins (*Calc. fluor.*). Hyperæmia, accumulation of blood in any of the blood-vessels.

BACK AND EXTREMITIES.—Inflammatory pains in the back over kidneys and through the loins. Lumbago (*Calc.*

phos.). Stiff back, movement increases the pain. Rheumatism, for the inflammation and fever. Rheumatic fever. Stiffness of the muscles or of the neck from cold. First remedy in gatherings and festers, to relieve heat, pain and congestion. Fingers painful or inflamed through rheumatism or other causes. Fractures of bones of the limbs, to meet the injuries sustained by the soft tissues, reduce inflammation, etc. In hip-joint diseases, for the fever, pain and inflammation (*Silicea*). **Rheumatic lameness of the joints**, when fever is present (*Kali phos.*). Acute articular rheumatism, very painful. Rheumatism from catching cold. Pain is always aggravated by motion. Strains and sprains require this remedy in the first stage. In all cases, where practical, local application of the remedy should be made.

NERVOUS SYMPTOMS.—Congestive neuralgia after catching cold, with inflammatory conditions. Epilepsy, with rush of blood to the head and febrile conditions. Convulsions, with fever, in teething.

SKIN.—**Inflammatory stage of all skin affections** needs this remedy. Abscesses, carbuncles, boils, felons, etc., require this remedy in the beginning, to relieve heat, pain and throbbing. Chicken-pox, small-pox, erysipelas, etc., in the initiatory stage, for the febrile conditions (either alternate or follow with *Kali mur.*).

TISSUES.—All injuries to the soft tissues, strains, sprains, cuts, blows, bruises, etc., require this salt internally and externally. It will reduce fever, pain and inflammation. In bone diseases or fractures, when the soft parts are inflamed and painful. **Anæmia** (*lack of red blood corpuscles*); it colors the blood-cells red. **In dropsy**, when the disease is caused from loss of blood, this remedy should be alternated with *Calc. phos.* **Bleeding from the nose in children and anæmic persons** (*Calc. phos.*). **Hemorrhages** from any part of the body, **when the blood is bright red, with tendency to coagulate rapidly**. Hemorrhage from a small external vessel may be controlled by applying the remedy locally and binding on a compress tightly. In epistaxis, it should be blown up the

nostrils, as well as taken internally. Plugging the nostril is sometimes necessary. In ulceration of the tissues, to control the fever and pain; should be used locally as well as internally, in all cases where practical.

FEBRILE CONDITIONS.—A feverish state at the commencement of any disease; should also be continued as long as fever and inflammation exist, to control and subdue the heat, inflammation and pain. It will, to a great extent, prevent the destruction of tissue. First stage of enteric, gastric, typhoid, typhus, rheumatic and scarlet fever, measles, chicken-pox, small-pox, etc., for the heat and congestion. Intermittent fever, with vomiting of food; catarrhal fever, with quickened pulse and chilly sensations.

SLEEP.—Sleeplessness, from an enfeebled or relaxed condition of the muscular fibres of the walls of the blood-vessels, allowing an accumulation of blood on the brain. If from worry or excitement, alternate *Kali phos*.

MODALITIES.—Most of the ailments under this salt are of a congestive nature and are, therefore, **relieved by cold and aggravated by motion**. The cold should be applied directly to the congestion, or the relief will not be felt. If the inflammation is deep-seated, heat should be applied to relieve the engorgement of the deeper vessels.

KALI MURIATICUM.

Synonym.—Potassium chloride.

Common name.—Chloride of potash.

POTASSIUM CHLORIDE should not be confounded with potassium chlorate or chlorate of potash, as it is an entirely different salt. The key to a true medical science will be found only when a knowledge is obtained of the true relation of the dissimilar particles, a combination of which forms animal tissue.

Febrine is distinguished from albumen and caseine by its separation, in a solid state, in delicate filaments in any fluid

in which it is dissolved, shortly after the fluid is taken from the organism. It is clearly shown by Biochemistry that without the inorganic salt potassium chloride no fibrine can be made, as it is further shown that the normal amount of fibrine cannot be held in proper solution in the blood without the proper balance of that cell-salt.

Fibrine results from the union of certain fibrine-plastic substances (albuminoids), but this union does not take place in the absence of the chloride of potash molecules. In venous blood the fibrine amounts to three in 1000 parts. Arterial blood contains less, and lymph a still smaller amount. In inflammatory exudations we find fibrine in the serous cavities—such as pleura and peritoneum—and on the mucous membrane, as in croup, diphtheria, catarrh, etc. In all inflammatory conditions, Ferr. phos. should be given in alternation with Kali mur., for iron molecules carry oxygen, which becomes deficient when the proper balance is disturbed by the outflow of fibrine. It is quite clear to my mind that fibrine is created, or produced, by the action of the chloride of potash, with the assistance of oxygen, on certain albuminoids.

The **white or gray coating on the tongue, mucous lining or tonsils**, is the fibrine that has become non-functional because of a deficiency in potassium chloride and oxygen. We find the fibrinous exudations also in discharges or expectorations of a **thick, white slime or phlegm, from any of the mucous membranes**, or in **flour-like scaling of the skin**. The same material causes the enlargement in all soft swellings. (Hard swellings or lumps may be caused by the lime-salts and pure albumen, or silica.) I have been asked to state why Kali mur. relieves the effect of burns. My theory is, that the fibrinæ in the tissue first succumbs to the effects of heat, and the chloride of potash, by its union with albuminous substances, produces new fibrine and supplies the deficiency.

HEAD.—Headaches, with a thick, white coating on the tongue; vomiting of white phlegm, or hawking of thick, white mucus. Sick headache, arising from sluggish action

of the liver—want of bile—frequently accompanied by constipation. Secondary remedy in meningitis.

EYES.—All eye affections, when discharging a thick, white mucus (in alternation with *Kali sulph.*, when the discharge is yellow-greenish matter.) Sore eyes, with specks of matter on the lids, or yellow, mattery scabs (*Kali sulph.*). Superficial, flat ulcer, arising from a vesicle. Secondary remedy in inflammations of the eye, with characteristic exudation. Granulated eyelids, with feeling as of sand in the eyes (alternate *Ferr. phos.*). Retinitis, with exudations.

EARS.—Earache, with a swelling of the glands and gray or white-furred tongue. Earache, with swelling of the tonsils and eustachian tubes (*Ferr. phos.*). **Catarrhal conditions of the middle ear** (*Ferr. phos.*). Deafness from swelling of the internal ear; cracking noises in the ear on blowing the nose or swallowing. Deafness from swelling of the eustachian tubes or thickening of the drum of the ear. Dullness of hearing from throat affections or swelling of the middle ear. Granulations, moist, gray, or thick, white exudations from ear. Glands around the ear swollen; **noises in the ear; snapping and cracking** from unequalization of the air in the eustachian tubes (*Ferr. phos.*).

NOSE.—Stuffy colds in the head, with thick, white discharges and gray or white-coated tongue. Catarrh, with characteristic white phlegm, not transparent. Dry catarrh, with stuffy sensation. Crusts in the vault of pharynx. Note also coating of the tongue.

FACE.—Cheek swollen and painful (alternate *Ferr. phos.*). Faceache from swelling of cheek or gums.

MOUTH.—Canker of the lips or mouth, rawness of the mouth, swollen glands or gums. White ulcers (*thrush*) in the mouths of little children, observe color of tongue; with much saliva (*Natr. mur.*).

TEETH.—Toothache, with swelling of the gums or cheek, this remedy to carry off the exuding, effete, albuminoid substance. Gum-boil, before matter begins to form (alternate with *Ferr. phos.*) (*Silicea*).

TONGUE.—Coating of tongue grayish-white, dry or slimy. In inflammation of the tongue, for the swelling (*Ferr. phos.*).

THROAT.—Ulcerated sore throat, with white or grayish patches, white or gray tongue. Inflammation of the tonsils, with swelling and grayish-white patches. Quinsy, acute or chronic; secondary remedy as soon as the swelling appears. In diphtheria this is the sole remedy in most cases (alternate with *Ferr. phos.*). In diphtheria and all other throat diseases, a gargle of the same remedy should be used quite frequently (2x or 3x, ten to fifteen grains in glass of water). Loss of voice. Mumps (alternate with *Ferr. phos.*; if there is much saliva or swelling of testicles, alternate with *Natr. mur.*).

GASTRIC SYMPTOMS.—Poor appetite, with gray or white-coated tongue, indicating sluggish action of the liver. Dyspepsia, with white or gray-coated tongue, heavy pain under the right shoulder-blade, eyes look large and protruding. Fatty, greasy food disagrees; belching of gas, bringing back a greasy, sickening taste. Pastry or rich fatty food causes burning and pain in the stomach. Indigestion, with vomiting of greasy, white, opaque mucus. Observe the white coating of the tongue. Gastritis, secondary stage, with white-coated tongue, or when caused by hot drinks, this remedy at once (*Ferr. phos.*). Flatulence, with sluggishness of the liver. Stomachache, with constipation, vomiting or hawking thick, white phlegm. Vomiting of blood, dark and clotted.

ABDOMEN AND STOOL.—Evacuations are pale yellow, ochre or clay-colored, denoting a deficiency of bile. Sluggish action of the liver, with pale yellow evacuations; pains in region of liver or under right shoulder-blade. Sluggish action of the liver, with **constipation**, white-furred tongue and protruding eyeballs. Jaundice, when caused by a chill, resulting in catarrh of the duodenum, white-coated tongue, light-colored stools, etc. Typhoid or enteric fever, white-coated tongue and looseness of the bowels; stools light, pale

color; swelling of the abdomen, with tenderness to the touch. Constipation in typhus fever. **Diarrhœa, with pale yellow, clay-colored stools;** swelling of the abdomen, slimy stools. Diarrhœa after eating fatty, greasy food. Dysentery, purging, with slimy, sanious evacuations; pain in the abdomen, constant urging to stool; straining, with great pain in the anus, extorting cries. This remedy, alternated with *Ferr. phos.*, generally cures (compare *Magnes. phos.*). Constipation, light-colored stool, showing want of bile, sluggish action of the liver, etc. Second stage of inflammatory diseases of the abdomen and bowels, peritonitis, typhlitis, perityphlitis, enteritis, etc. (*Ferr. phos. is the primary remedy*). **Hemorrhoids**, when the blood is dark and thick; alternate with other indicated remedies, for the tumors, relaxed elastic fibres, etc.

URINARY ORGANS.—Cystitis, in the second stage, with swelling and discharge of thick, white, slimy mucus; also the principal remedy in the chronic form. Urine dark-colored; deposit of uric acid, when there is torpor and inactivity of the liver (*Natr. sulph.*). Second stage of inflammation of the kidneys (*Ferr. phos. primary remedy*).

MALE SEXUAL ORGANS.—The principal remedy and almost a specific in gonorrhœa. Inflammatory swelling of the testicle (*Orchitis*) from suppressed gonorrhœa (*Calc. phos.*). Bubo, for the soft swelling. Chronic stage of syphilis, with characteristic white discharges, white or grayish tongue, soft chancres. Principal remedy (3x), with local application of the same.

FEMALE SEXUAL ORGANS.—Leucorrhœa, with characteristic discharge of milky-white, thick, non-irritating mucus. Ulceration of the os and cervix-uteri, with thick, white, bland discharge; also injections or local applications of the same. Menstruation retarded or suppressed, too late or too early; when the discharge is dark-clotted, tough, black blood, excessive discharge. Congestion of the uterus, chronic, or second stage, menstrual periods too frequent (*Calc. phos.*); lasting too long (*Kali phos.*); *note color of tongue*. Hyper-

trophy, second stage, to reduce the swelling; if very bad (*Calc. fluor.*).

PREGNANCY.—Morning sickness in pregnancy, with vomiting of white phlegm and white-coated tongue. Inflammation of the breasts (*Mastitis*), secondary remedy, to control the swelling before pus has formed. Valuable remedy for puerperal fever in the early stage, with *Ferr. phos.*; for mania, perverted brain functions, septic poison, etc. (*Kali phos.*).

RESPIRATORY ORGANS.—Second stage of all inflammatory conditions of the respiratory tract; the characteristic indication is a thick, tenacious, white phlegm or milky sputa. Consumption, with the above symptoms and heavy cough. Loud, noisy, stomach cough, with white expectoration, white-coated tongue and protruded appearance of eyes. Short, spasmodic cough, like whooping-cough (*Ferr. phos.*). Cough, with croup-like hoarseness. Principal remedy in croup, for the exudation (*Ferr. phos.*). Pneumonia, pleurisy, second stage, with thick, white, viscid expectoration (*note color of tongue*). Asthma, from gastric derangement, white tongue, mucus white and hard to cough up (for breathing, *Kali phos.*). Loss of voice. Hoarseness from cold (*Kali sulph.*). Whooping-cough, with characteristic expectoration, wheezing, rales or rattling sounds in the chest, caused by air passing through thick, tenacious mucus in the bronchi, difficult expectoration.

CIRCULATORY ORGANS.—Palpitation of the heart, in hypertrophic conditions, from excessive flow of blood to that organ; second stage of pericarditis, to complete the cure (*Ferr. phos. chief remedy*). Embolism, for that condition of blood which favors the formation of clots which act as plugs (*Ferr. phos.*).

BACK AND EXTREMITIES.—**Rheumatism** of any part of the body, **when there is swelling** of the parts or white-coated tongue. Rheumatic pains, which are felt only during motion or increased by motion (*Ferr. phos.*). Chronic rheumatism, with swelling and pain from motion. Rheumatic fever,

second stage, when exudation takes place, swelling around the joints; "this cell-salt will remove the swelling by restoring the non-functional cells of the excretory and absorbing structures to normal action." All swellings are controlled by this remedy; if exceedingly hard, alternate with *Calc. fluor.* **Chronic swelling of the feet and legs.** Glands of neck swollen. Hip-joint disease, for swelling before pus formation has commenced. Ulcers on extremities, with characteristic fibrinous discharges (*Calc. fluor.*). Bunions; internally and externally (after *Ferr. phos.*). Chilblains on hands or feet; also external use, for the itching (*Kali phos.*). Creaking of the muscles at the back of the wrist or arm on movement (after *Ferr. phos.*, if swelling remains).

NERVOUS SYMPTOMS.—The specific or **chief remedy in epilepsy**, with white-coated tongue, protruding appearance of the eyes, etc. (*Magnes. phos.*). Epilepsy, occurring with or after suppression of eczema or other eruptions. Wasting of the spinal cord (*Tabes Dorsalis*).

SKIN.—All skin diseases, when the eruptions are filled with white, fibrinous matter, or when there exists white, flour-like scales on the skin. Skin diseases which arise from using bad vaccine lymph. Eczema resulting from deranged or suppressed uterine functions (*note coating of tongue*). Eczema, with dry, flour-like scales or albuminoid, whitish discharge, white-coated tongue; if very obstinate, alternate with *Calc. phos.* Eruptions, acne, pustules, pimples, etc., with thick, white contents. Erythema (after *Ferr. phos.*), for swelling and white-coated tongue. Scurfy eruption on the heads and faces of little children (*Crusta Lactea*, alternate *Calc. phos.*). **Vesicular, blistering erysipelas, the chief remedy** (in alternation with *Ferr. phos.* for the fever). Abscess, boils, festers, carbuncles, etc., second stage, for the swelling before pus forms. Pimples on the face and neck, with thick contents. Herpes (*Shingles*), (*Natr. mur.*). Irritation of the skin, similar to chilblains. Lupus, chief remedy. Measles, hoarse cough, glandular swelling, white-furred tongue. After-effects of measles,

diarrhœa, white-colored, loose stools, deafness from swelling of the throat, etc. Scarlet fever (alternate with *Ferr. phos.*). Sycosis, principal remedy. Ingrowing toe-nail, with surgical aid; warts, low trituration, internally and externally.

TISSUES.—In anæmia, this remedy should be used intercurrently, if skin affections be present. Cuts and bruises (after *Ferr. phos.*, if there is swelling and exudation). Burns of all degrees—chief remedy—internally and externally; moisten lint with a strong solution and apply frequently without removing the lint. Fibrinous, thick, white, slimy exudations from any tissue; after inflammations, or when, not becoming absorbed, it causes swelling or enlargement of the parts. **Chief remedy in glandular swellings**, proud flesh, exuberant granulations. Enlargement of glands from scrofula. Sprains (after *Ferr. phos.*). **Scurvy**, with hard infiltrations, **chief remedy**. Dropsy arising from heart, liver or kidney disease, or from obstruction of the bile ducts; generally a white coat on the tongue; whitish liquid (on aspiration). Dropsy of the extremities, when the limbs have a hard, shiny, glistening appearance, white mucous sediment in urine.

FEBRILE CONDITIONS.—Second stage of inflammations or congestions of any organ. In gastric, typhoid or enteric fever, second remedy, to restore the integrity of the affected tissue. In alternation with *Ferr. phos.* in scarlet fever; also as a preventive. Typhus fever, for the constipation. Puerperal fever, an important remedy in the early stage, with *Ferr. phos.* (*Kali phos.*). In rheumatic fever, for the exudation. Intermittent fever, with characteristic symptoms. All febrile conditions, with grayish-white, dry or slimy coating of the tongue.

MODALITIES.—All stomach and bowel symptoms are worse after eating fats, pastry or any rich food. Pains are increased and aggravated by motion.

KALI PHOSPHORICUM.

Synonym.—Potassium phosphate.

Common Name.—Phosphate of potash.

WHEN the medical profession fully understands the nature and range of the phosphate of potassium, insane asylums will no longer be needed. The gray matter of the brain is controlled entirely by the inorganic cell-salt, potassium phosphate. This salt unites with albumen, and by the addition of oxygen creates nerve-fluid, or the gray matter of the brain. Of course, there is a trace of other salts and other organic matter in nerve-fluid, but potassium phosphate is the chief factor, and has the power within itself to attract, by its own law of affinity, all things needed to manufacture the elixir of life. Therefore, when nervous symptoms arise, due to the fact that the nerve-fluid has been exhausted from any cause, the phosphate of potassium is the only true remedy, because nothing else can possibly supply the deficiency. The ills arising from too rapidly consuming the gray matter of the brain cannot be overestimated, and if all who are inclined to nervous disorders would carry Kali phos. with them, in tablet form, a large amount of sickness and suffering would be prevented.

Kali phos. is, to my mind, the most wonderful curative agent ever discovered by man, and the blessings it has already conferred on the race are many. But "what shall the harvest be" when physicians everywhere fully understand the part this wonderful salt plays in the processes of life? It will do as much as can be done through physiology to make a heaven on earth.

Let the overworked business man take it and go home good-tempered. Let the weary wife, nerves unstrung from attending to sick children or entertaining company, take it and note how quickly the equilibrium will be restored and

calm and reason assert her throne. No "provings" are required here. We find this potassium salt largely predominates in nerve-fluid, and that a deficiency produces well-defined symptoms. The beginning and end of the matter is to supply the lacking principle, and in molecular form, exactly as nature furnishes it in vegetables, fruits and grain. To supply deficiencies—this is the only law of cure.

MENTAL SYMPTOMS.—*Kali phos.*, the great nerve and brain remedy, is indicated, and is the **chief remedy in all mental disorders**, when arising from a want of nerve or brain power. A deficiency of this salt is indicated by the following symptoms: **Brain-fag, from overwork. Depressed spirits, irritability, impatience and nervousness**; crossness of children, ill-tempered, fretfulness, crying and screaming; fear; poor memory (*Calc. phos. intercurrently*). Screaming of children at night during sleep, sometimes from worms; note color of tongue. Anxiety, gloomy moods, fancies, nervous dread, forebodings, looks on the dark side of life. Dull, no energy. Fainting and tendency to fainting in nervous, sensitive persons. Insanity and other mental disorders. Delirium tremens (*Natr. mur.*). Softening of the brain, mental illusions and aberrations, grasping at imaginary objects. Backwardness, shyness, sensitiveness; delirium during the course of any febrile disease (*Ferr. phos., Natr. mur.*). Puerperal mania, **hysteria**, fits of laughing and crying, melancholia, overstrain of the mind from continual mental employment, business worry, etc. Rest and *Kali phos.* will keep thousands of such cases out of the insane asylum. Sighing, weariness and depression. Somnambulism in children requires a steady course of treatment with this remedy. Homesickness, haunted by visions of the past.

HEAD.—Headaches in nervous subjects, sensitive to noise, irritable. Headache, with confusion, nervousness, loss of strength, inability for thought, weariness, yawning and stretching, prostrated feeling and hysteria. Neuralgic headache, with humming in the ears; better under cheerful excitement, worse when alone; tearful moods. Pains and

weight in back part of head, with weariness and exhaustion (after *Ferr. phos.*). Headaches of students and those worn-out with mental work and loss of sleep; gone sensation at stomach. Pains are generally relieved by gentle motion or cheerful excitement; concussion of the brain, asthenic conditions, dilated pupils, etc. Anæmic conditions of the brain, causing nervousness, dizziness and swimming of the head, when from cerebral causes. Vertigo from exhaustion and weakness (*Ferr. phos.*). Sleeplessness, noises in the head on falling asleep. Water on the brain (*intercurrently*).

EYES.—Excited, staring appearance of the eyes, dilated pupils, during the course of any disease. Drooping of the eyelids from weakness of the muscles. Squinting after diphtheria, when it is not spasmodic, but a weakness of the muscles.

EARS.—Deafness from want of nervous perception, noises in the ears and head, with confusion. Deafness, with exhaustion of the nervous system. Ulcerations of the ear, when the discharge is foul, ichorous, offensive, sanious or mixed with blood. Dullness of hearing, with noise in the head.

NOSE.—Catarrh, with fœtid discharge, foul odor, when the disease is located in the mucous membrane (*see also Silicea*). Ozena, with foul odor (*Silicea*). Bleeding from the nose in delicate constitutions, when the blood is thin, blackish, not coagulating; predisposition to bleed (alternate with *Ferr. phos.*).

FACE.—Neuralgia of the face from exhaustion of the nervous system and poverty of the nerve fibres. Face livid and sunken, with hollow eyes. Pale, sickly and sallow face.

MOUTH.—Cancrum oris, water canker, gangrenous canker of the mouth (alternate with *Kali mur.*). Ulcers of the mouth (*Stomatitis*), with very fœtid, offensive breath and bad taste in the mouth; note also color of tongue.

TEETH.—Toothache in nervous, emotional subjects (*Magnes. phos.*). Toothache after exhaustion, mental labor, or from loss of sleep, better with gentle motion. Gums bleed easily; predisposition of the gums to bleed,

with a bright red seam or line. Chattering of the teeth of a purely nervous character—not from cold.

TONGUE.—Tongue coated, like stale, brownish, liquid mustard. Very offensive breath. Tongue very dry in the morning; feels as if it would cling to the roof of the mouth. Inflammation of the tongue, with excessive dryness or great exhaustion (*Natr. mur.*).

THROAT.—After-effect of diphtheria, weakness of sight, partial paralysis, etc. Gangrenous condition of the throat, in the early stages. Croup, in the last stages, for syncope, nervous prostration, pale or livid countenance, etc., in alternation with the chief remedy, *Kali mur.* Speech slow and indistinct, frequently indicating approaching paralysis. Paralysis of the vocal cords. In all throat diseases where there exists mental or nervous prostration.

GASTRIC SYMPTOMS.—Inflammation of the stomach, when it comes too late under treatment, with weakness, debility and nervous prostration. Stomachache from exhaustion or depression, caused by grief, mental strains, worry, etc.; excessive hunger, unnatural appetite, frequently seen after febrile diseases. Hungry feeling after eating food; eats heartily, but appetite is not satisfied. Nervous depression, or “gone sensation” in stomach. Flatulence, with distress about the heart, or on the left side of the stomach.

ABDOMEN AND STOOL.—**Dysentery**, when the stools consist of pure blood, abdomen swollen, patient becomes delirious, stools have a foul, putrid odor, dryness of the tongue, etc. Diarrhœa, with putrid, foul evacuations, depression and exhaustion of the nerves. In all diseases where bowel troubles are present, especially in foul or inflammatory conditions, the use of the indicated remedy in hot water injections should be resorted to. **Flatulence**, with weary pain in left side and distress about the heart; **cholera**, when the stools are profuse and have the appearance of rice-water. Typhoid fever, for the bowel troubles, malignant conditions, putrid blood, depression, etc. Prolapsus recti (alternate with *Ferr. phos.*).

URINARY ORGANS.—Frequent urination, with passing of much water, frequently scalding. Inability to retain urine, from nervous debility. Incontinence from partial paralysis of the sphincter. **Enuresis** (*wetting the bed*) of children, alternate with (*Ferr. phos.*), chief remedy; if from worms, (*Natr. phos.*). Passing of blood from urethra; cystitis, for weakness and prostration. In diabetes (*intercurrently*), for nervous weakness, voracious hunger, sleeplessness, etc. Bright's disease, for the disturbance of the nerve centers (alternate *Calc. phos.*, for the albumen).

MALE SEXUAL ORGANS.—Phagedænic chancres; gonorrhœa, when discharging blood.

FEMALE SEXUAL ORGANS.—Irregular menstruation, too late or too scanty, in pale, irritable, nervous, sensitive women. Too profuse discharge, deep red or blackish red; thin and not coagulating menses, with offensive odor. Colic at menstrual periods, in pale, lachrymose, nervous women (*Magnes. phos.*). Suppression of the menstrual flow (*Amenorrhœa*), with depression, nervousness and general debility. Hysteria at the menstrual period, nervousness and excitableness; also a feeling as of a ball rising in the throat. Hysterical fits of crying. Leucorrhœa, when the discharge is scalding or acrid (alternate *Natr. mur.*).

PREGNANCY.—Miscarriage, threatened in weak subjects (probably *Calc. fluor.*). Mastitis, if the pus discharging is brownish, dirty-looking, with offensive odor; also external application of same. **Puerperal fever**, for the **mania** and **derangement of the mental faculties**. Labor pains, if feeble and ineffectual; also spurious labor pains. **Tedious labor, from constitutional weakness**. It will greatly facilitate labor, if given steadily for one month previous to the birth.

RESPIRATORY ORGANS.—Hoarseness from overexertion of the voice, exhausted feeling and nervous depression. Whooping-cough, with the above symptoms. Asthma, large doses and often repeated, for the labored breathing and depressed system. Bronchial asthma, with characteristic expectoration and brownish coating of the tongue. Loss

of voice from paralysis of vocal cords. Hay asthma, for depression and breathing (alternate with *Natr. mur.*, for the watery conditions). Acute œdema of the lungs, spasmodic cough, threatening suffocation (alternate with *Natr. mur.*, for the watery, frothy expectoration). Last stage of croup, pale, livid countenance, extreme weakness; syncope (in alternation with *Kali mur.*, *chief remedy*). **Shortness of breath** from asthma, or with exhaustion or want of proper nerve-power, **worse from motion or exertion**. Involuntary sighing, sighing or moaning during sleep.

CIRCULATORY ORGANS.—Pulse sluggish and below normal standard from enfeebled nervous system. Intermittent, irregular pulse. **Palpitation**, with nervousness, anxiety, melancholia, sleeplessness and restlessness. Palpitation on ascending stairs, with shortness of breath, from a weakened condition or nervous excitement; poor circulation, fainting and dizziness, with uneasy feeling about the heart, from weak action. Fainting from fright, fatigue or weak heart-action, pulse low and hardly perceptible. Intermittent action of the heart after violent emotion, grief or care.

BACK AND EXTREMITIES.—Idiopathic softening of the spinal cord, with gradual molecular deadening of the nervous centres. Paralysis or partial paralysis of the limbs. **Rheumatic pains**, lameness and stiffness, **worse from violent exertion**, but **relieved by gentle motion**. Pains during rest; a bruised and painful feeling in the part affected; gentle movement gradually relieves. Acute and chronic rheumatism, very painful; parts feel stiff, severe in the morning, after rest or when rising from a sitting position; worse from exertion or fatigue; relieved from gentle movement; neuralgic pains in the limbs, with a feeling of numbness (*Calc. phos.*). Chilblains on the hands, feet or ears require this remedy, internally and externally, for the tingling or itching pains.

NERVOUS SYMPTOMS.—Paralysis of any part of the body, and of all varieties, require *Kali phos.*, the *chief remedy*. Partial paralysis, hemiplegia, facial, etc. Sudden or creeping paralysis of the vocal cords, causing loss of voice.

Paralysis in which the vital powers are reduced, and stools have a putrid odor; foetid breath, bad taste, etc. Locomotor, facial or creeping paralysis. **“Neuralgic pains, occurring in any organ, with depression, failure of strength, sensitiveness to noise and light; improved during pleasant excitement and gentle motion, but most felt when quiet or alone.”** Nervous affections; patient irritable, impatient, dwells upon grievances, despondent, cries easily, “makes mountains out of mole-hills,” etc. Nervous sensitiveness, feels pain very keenly; better when the attention is occupied by pleasurable excitement. **Nervousness**, without any reasonable cause; patient **sheds tears while narrating her symptoms**. Hysteric attacks from sudden emotion, with feeling of a ball rising in the throat, nervous fidgety feeling. **Spinal anæmia** from exhausting diseases. Infantile paralysis. Epilepsy, for the sunken countenance, coldness and palpitation after the fit (in alternation with *Kali mur.*, the chief remedy). Sciatica. Dragging pain down back of thigh to knee, accompanied by stiffness, great restlessness and pain. Exhaustion and weakness, from any cause, which has lowered the standard of the nervous system.

SKIN.—Eczema, with nervous irritation and oversensitiveness accompanying it (*intercurrently*). Felon, or any other skin disease, when the matter discharging becomes foetid. Pemphigus malignus. Blisters and blebs over the body, sanious, watery contents. Skin withered and wrinkled. Putrid conditions in small-pox, malignant pustules. **Itching of the skin, with crawling sensation;** gentle friction is agreeable, but excess causes soreness and chafing (*Calc. phos.*). Greasy scales on the skin, with heavy odor. **Itching of the inside of the hands and soles of the feet** where the skin is thickest. Irritating secretions. Chilblains, for the itching and tingling pain (*Kali mur.* chief remedy).

TISSUES.—Wasting diseases, when **putrid conditions** are present. Hemorrhages from any part of the body, when the blood is thin, dark, putrid and not coagulating. Anæmic conditions, with characteristic symptoms of this salt. **General**

debility and exhaustion, lack of energy. Exudations serous, ichorous, foul, offensive, sanious, mixed with blood. Exudations from the mucous linings, which are corroding or chafing (*Natr. mur.*). **Gangrenous conditions**, early stages of mortification, to heal the conditions which give rise to it. Cancer, offensive discharges; greatly ameliorates the pain. Scurvy, gangrenous conditions. Suppurations, with characteristic discharge of offensive pus. Rickets, with putrid stools. Atrophic conditions in old people; tissues dry, scaly, lack of vitality. **Septic hemorrhages**. Persons suffering from suppressed sexual instinct, or from excessive sexual indulgence. General debility and exhaustion.

FEBRILE CONDITIONS.—All febrile diseases, with low, putrid, malignant symptoms; typhus, camp, nervous or brain fevers, with low muttering. Sleeplessness, stupor, delirium, etc., high temperature, pulse below normal, or rapid and scarcely perceptible (*Natr. mur.*). Intermittent fever, foetid, profuse, debilitating perspiration. Typhoid and scarlet fever, for the putrid, malignant conditions. Excessive and exhausting perspiration or sweating while eating, with weakness at stomach.

SLEEP.—Walking in sleep (*Somnambulism*). Hysterical yawning; yawning, stretching and weariness, arising from nervous causes, sometimes with feeling of emptiness of the stomach, although food is not needed. **Sleeplessness from nervous causes, often after worry or excitement**. Wakefulness from overpressure of blood to the head (*Kali phos.*). Stimulates the gray nervous matter, thereby causing contraction of the arteries and diminished flow of blood to the brain.

MODALITIES.—Symptoms are generally **aggravated by noise, exertion, arising from a sitting position, etc.** Pains worse by continued exercise and after rest; symptoms are generally ameliorated by gentle motion, eating, excitement or pleasant company; worse when alone.

KALI SULPHURICUM.

Synonym.—Potassium sulphate.

Common Name.—Sulphate of potash.

THE “suffocative feeling” and “desire for cool air” so characteristic of Kali sulph., and caused by a deficiency of this cell-salt is explained thus: Without a proper amount of oil, the skin cannot carry on its functions; the pores shrivel up, the skin becomes dry, and the symptoms found in the repertory indicating Kali sulph. appear. In health the microscope reveals the fact that little jets of steam are constantly escaping from the seven million pores of the skin. When from any cause these avenues become closed, it may be easily seen that serious disturbances must of necessity occur.

You may ask why a lack of proper balance of potassium sulphate molecules should cause a rise in temperature in the afternoon and which does not subside till about midnight. The reply would be that at such times the molecules of this salt are carriers of oxygen. It is well known that in sleep we breathe more deeply than when awake; therefore, the blood becomes charged with oxygen during sleep. The patient suffering from a lack of potassium sulphate will lie awake until exhausted, the system all the time calling for the deficient molecules of this salt. About midnight he falls asleep from exhaustion, and immediately deep respiration commences which supplies oxygen to the blood and opens the pores. The circulation is at once diminished, so the heat of the body escapes by the natural outlets. After the patient awakens it requires a certain length of time, through imperfect breathing caused by the deficiency of this salt, to again close the pores and bring on these characteristic symptoms.

HEAD AND SCALP.—Dandruff on the scalp (internally, and as a wash, *Natr. mur.*). Hair of the head, when falling off. **Headaches**, which are **better in cool air, and worse**

in evening or heated room; this is the characteristic modality for this remedy. Rheumatic headaches, with evening aggravations. Eruptions on the head, with secretions of decidedly yellow, thin matter; note color of tongue. Scaling of scalp, with sticky secretions.

EYES.—Discharge from the eyes or eyelids, of yellow-greenish, serous matter, or yellow, slimy secretions; sometimes water. Yellow crusts on the eyelids. Inflammation of the conjunctiva, with characteristic exudations. Cataract, with dimness of the crystalline lens (*Natr. mur.*).

EARS.—**Earache, with yellow, watery discharge.** Sharp, cutting pains under the ears. Catarrh of the ear and throat involving the eustachian tubes, with yellow, slimy discharge, causing deafness. The ear should also be carefully syringed with the remedy once a day. **Deafness from swelling of the internal ear,** with characteristic discharge and evening aggravation; *note color of tongue.* After inflammation of the ear, when the secretion is thin, bright yellow or greenish.

NOSE.—Catarrhal conditions of the head and throat, acute or chronic, with discharges of slimy, yellow or watery greenish matter; worse in evening or in a heated room. In the commencement of colds (in alternation with *Ferr. phos.*, to produce free perspiration); give frequently, and a majority of colds can be “broken.” Colds, with dry, harsh skin, to induce perspiration. Stuffy colds, with large collections of greenish matter (*Silicea*).

FACE.—**Neuralgia** of the face, intermittent, shifting pain, evening aggravation; **better in cool air,** worse in heated room.

SKIN.—Cancer of the face and nose (*Epithelioma*). See “*Tumors.*”

MOUTH.—Epithelial cancer of the lip, with characteristic secretions. Dryness of the lower lip; skin peels off in large flakes.

TEETH.—Toothache; worse in the evening and in a warm room, better in cool air.

TONGUE.—**Coating of tongue yellow and slimy,** sometimes with whitish edge. Insipid taste.

GASTRIC SYMPTOMS.—Catarrh of the stomach, with yellow, slimy tongue. Dyspepsia, with characteristic coating on tongue. Indigestion, with sensation of pressure and fullness at pit of stomach. Indigestion, with pain (*Natr. mur.*, *Kali mur.*). Colic pains in stomach, with slimy, yellow coating of tongue, or when *Magnes. phos.* gives no relief. Dread of hot drinks. Thirstlessness. Gastric fever, with rise of temperature in the evening; *note tongue symptoms.* In gastric fever, when the skin is dry and hot (in alternation with *Ferr. phos.*, to assist perspiration).

ABDOMEN AND STOOL.—In all abdominal troubles, with characteristic tongue symptoms and color of discharges from the bowels. Diarrhœa, with yellow, slimy, purulent matter. Pains of a colicky nature, caused by sudden changes from heat to cold; *note color of tongue.* Abdomen cold to the touch. Sulphureous odor of gas from the bowels. **Piles** (in alternation with the *chief remedy*, *Calc. fluor.*), **when the tongue has a slimy, yellow coating**, or the characteristic discharge from the tumors. “Pain in abdomen, just above the angle of the crest of the ileum, on a line toward the umbilicus, deep within, beside the right hip” (Dr. Walker). Bloating of the abdomen. Typhoid, enteric or typhus fevers, with evening aggravation and rise of temperature.

URINARY SYMPTOMS.—Cystitis, with characteristic discharge of yellow, slimy matter from the urethra; third stage of the inflammation.

MALE SEXUAL ORGANS.—Gonorrhœa, slimy, yellow or greenish discharge. Evening aggravation of syphilis, gleet, when yellow and slimy.

FEMALE SEXUAL ORGANS.—Gonorrhœa, with characteristic discharges. Menstruation too late and scanty, with fullness and weight in abdomen; *note color of tongue.* Leucorrhœa, discharge of yellow, slimy or greenish matter.

RESPIRATORY ORGANS.—Inflammatory conditions of the respiratory tract, when the expectoration is decidedly yellow-greenish and slimy. Bronchitis and consumption, with the characteristic expectoration or rise of temperature

in the evening; *note the color of the tongue.* Bronchial asthma, with yellow expectoration; for the labored breathing, *Kali phos.* **Cough**, with distinctly yellow sputa, which is **worse in the evening, or in a heated atmosphere; better in the cool, open air.** Cough when the expectoration is yellow, tenacious and ropy, causing it to slip back, and is generally swallowed. Croupy hoarseness (*chief remedy, Kali mur.*). Sensation of weariness in the pharynx; speaking is fatiguing. In **whooping-cough**, for the **yellow, slimy expectoration**; for the whoop, *Magnes. phos.* Pneumonia, with yellow phlegm, great rattling and gurgling of mucus in the chest, suffocative, smothering feeling in the heated room, must go in the open air for relief.

CIRCULATORY ORGANS.—Pulse quick, with throbbing, boring pain over crest of ileum; pallid face. Temperature rises toward evening. Pulse very slow and sluggish, sometimes met with in low fevers, which have a tendency toward blood-poisoning; **skin is hot, very dry and harsh.**

BACK AND EXTREMITIES.—Rheumatic pains in the joints, when they are disposed to wander. Rheumatism of any part of the body, when of a shifting or wandering nature, with other characteristic indications for this remedy. Neuralgic or rheumatic pains in the back, limbs or any part of the body, when worse in the evening or in a warm room; with amelioration in the cool, open air. Fungoid inflammation of joints.

NERVOUS SYMPTOMS.—Pains of a neuralgic nature, with tendency to shift from one place to another.

SKIN.—All sores on the skin, when exuding a thin, yellow, watery matter, sometimes with dryness and desquamation of the surrounding skin. Skin scales freely on a sticky base. Skin is dry, hot and burning, lack of perspiration. Scarlet fever, measles, small-pox, etc., when the rash has been suppressed, "struck in," skin is dry and hot. **This salt also greatly aids desquamation in eruptive diseases, and assists in the formation of new skin.** Diseased conditions of the nails, interrupted in growth (*chief remedy, Silicea*).

Dandruff; epithelial cancer, with characteristic discharge of thin, yellow, purulent matter; also local applications of the remedy. Eczema, when the symptoms of this remedy are present, also when the eruption is suddenly suppressed. In fevers, when the skin is dry and hot (to promote perspiration, should be given in alternation with *Ferr. phos.*).

TISSUES.—All inflammations, when there is **watery, yellow, or greenish, purulent secretions**. Epithelial cancer, with characteristic discharges; serous, watery exudations from any membrane.

FEBRILE SYMPTOMS.—Fevers, gastric, typhoid, scarlet, enteric fever, etc., when the **temperature rises in the evening**. In fevers, when blood-poisoning threatens. It assists in promoting perspiration; it should, therefore, be given frequently in alternation with *Ferr. phos.* In eruptive fevers, to aid desquamation.

MODALITIES.—Aggravation in a heated room or in the evening. Always better in the cool, open air. Rise of temperature in the evening until midnight.

MAGNESIA PHOSPHORICA.

Synonym.—Magnesium phosphate.

Common Name.—Phosphate of magnesia.

MOLECULES of magnesium phosphate are found chiefly in the white fibres of the nerves and muscles. Nerves and muscles are composed of many strands or fibres of different colors, each one acting as a special telegraph wire; each one having a conductile power or special affinity for certain organic and inorganic principles, and performing their varied functions through the operation of natural law. The white fibres seem to be controlled by the molecular action of the magnesia cell-salt.

When a deficiency in this salt occurs, these white fibres contract, and produce a condition called spasms, or cramps. Of course, it is simply nature's language, saying: "I want more magnesium phosphate." We can name the condition anything we wish; names are of no consequence, *i. e.*, names of disease are entities in Biochemistry.

When a deficiency of magnesium phosphate occurs in the muscular tissue of the walls of the stomach, the white fibres draw up, contract, and reduce the cavity of the stomach. Now, in order to meet this condition and prevent a collapse, gas is formed by a natural process from the material at hand, and by expansion produces a counter-force. Magnesium phosphate relieves such conditions almost instantly. Would such results be possible in the absence of the great law of cure—supplying deficiencies?

The only exception to this rule of speedy cures by administering this remedy, is where the blood has furnished calcium phosphate as a substitute, in an effort to supply the deficiency. Calcium phosphate more nearly corresponds to magnesium phosphate than any other salt; therefore, when magnesium phosphate does not act very promptly, calcium phosphate should be given, in order that the chain of molecules may be completed in both of the disturbed salts,

This wonderful curative agent is the true antispasmodic remedy. It has cured cases of chorea, or St. Vitus' dance, in from two to four weeks. For all heart troubles, so-called, caused by a distension of the cardiac portion of the stomach, and thus interfering with the action of the heart, it is the sovereign remedy.

Dr. Boericke, one of the leading homœopaths of the Pacific Coast, says: "It is a magnificent remedy."

But the question will arise: How can molecules of a certain mineral salt supply a certain white nerve or muscle-fluid? There is certainly a difference between the particles of an inorganic salt and the fluid that controls white fibres. To answer these questions, and try to make the matter clear to the minds of everybody, is the object of these short articles.

It is quite evident that the fluid in question is manufactured in the physiology of the body. What more rational explanation than the following:

The particles of magnesium phosphate simply contain within themselves the power—the potency—to create this muscle and nerve-fluid by uniting with albumen—using albumen as the basic organic material, then calling to its aid the spirit of life, oxygen. Each inorganic salt knows how to make some constituent of the human organism. “And the tree bore *twelve* manner of fruits, and the leaves thereof were for the ‘Healing of the Nations.’ ”

MENTAL SYMPTOMS.—Illusions of the senses and mental disorders. *Magnes. phos.* is closely allied with *Kali phos.*, as the latter acts upon the gray nerve fibres, while the former acts upon the white; these being so closely connected, it is evident that a molecular disturbance in one of them will be apt to cause a disturbance in the other, therefore, the characteristic indications of the two salts may, in some cases, be somewhat similar.

HEAD.—Headache of a nervous character, with illusions of sight. Headaches, with sharp, shooting, darting, intermittent and spasmodic pain. Headache, with chilly sensations, especially up and down the spine. **Neuralgia of head**, when the pain is sharp (*Ferr. phos.*). All pain when heat relieves and cold aggravates. Excruciating pains in the head, rheumatic or neuralgic. Pain in nape of neck, of a sharp character. **Trembling and involuntary shaking of the head** (*Kali phos.*).

EYES.—Drooping of the eyelids (*Kali phos.*). Contracted pupils. Sparks, colors before the eyes. Illusions of the sense of sight. Sensitiveness to light, diplopia (*double sight*), spectra, etc. **Spasmodic twitching of the eyelids** (*Calc. phos.*). Neuralgic pains in the eyes. Squinting. *Calc. phos.* should be used externally and internally in most diseases of the eye; will act better if applied hot. Great pain in the eyes, with flow of tears, requires *Natr. mur.* Dullness of sight from weakness of the optic nerve (*Kali phos.*).

EARS.—Dullness of hearing, from disease of the auditory nerve fibres. **Earache**, when of a purely nervous or spasmodic character, heat relieves, all pains worse from cold.

NOSE.—"Loss of sense of smell, or perversion of the sense of smell, under certain conditions, not connected with cold; a course of this remedy" (Schuessler).

FACE.—Neuralgic pains of the face, of a shifting, shooting, darting, spasmodic character. Pains, lightning-like, worse to the touch and by cold; relieved by warm applications. **Faceache**, of a rheumatic character. **Faceache**, with flow of tears, requires *Natr. mur.* (if inflammatory, *Ferr. phos.*). Pains worse in cold air, better in warm room.

MOUTH.—Twitchings of the mouth and lips, spasmodic. Tetanic spasms. **Spasmodic stammering**; speaks slowly and begins speaking with the teeth closed (*if nervous, Kali phos.*). **Lock-jaw**, should also be rubbed into the gums very frequently; internally in hot water.

TEETH.—Convulsions, cramps, etc., during dentition (alternate *Calc. phos.*). **Toothache**, sharp, shooting, rheumatic and spasmodic pain, when heat relieves. If cold relieves, *Ferr. phos.* is the remedy, as it indicates an inflammatory condition of the nerve or some of the adjacent tissues. Teeth sensitive to cold air or to touch. **Toothache**, when associated with neuralgia of the face, heat relieves, pains darting, intermittent and change about. In toothache, if *Magnes. phos.* fails, or the tooth is badly decayed, give *Calc. phos.*

THROAT.—Spasms of the throat, spasmodic closing of the windpipe. **Choking on attempting to swallow.** Spasmodic cough. Constricted feeling of the throat. Closing of the larynx by spasm or cramp. Shrill voice coming on suddenly when speaking or singing, caused by spasm of the windpipe (*Kali. phos.*).

GASTRIC SYMPTOMS.—Neuralgia of stomach; tongue clean, pain relieved by heat or pressure. Spasms of the stomach, when the pain is constricted or griping. Indigestion, when food causes griping; tongue clean (*Calc. phos.*,

Ferr. phos.). Hiccough. Vomiting, when caused by excessive pain or constriction of muscles of stomach. **Pain is remittent and spasmodic.** Belching of gas, with short, sharp, nipping pain; drinking hot water relieves; worse from drinking acid or cold drinks.

ABDOMEN AND STOOL.—Dysentery, when accompanied by sharp, griping pains in the abdomen, which are relieved by warmth, rubbing or pressure (*Kali mur.*). Remittent and spasmodic pain. Colic of infants, with screaming and drawing up of legs. Gnawing pains in the bowels, with belching of wind. **Bloating of the abdomen**, with passing of flatus. Griping pain in abdomen, with watery diarrhœa, stools expelled with force. Hemorrhoids, with cutting, darting pains, very severe. Pain in the rectum and abdomen.

“In all cases of diarrhœa, dysentery, neuralgia and inflammation of the bowels, copious injections of hot water should be given frequently; it will cleanse the unhealthy membrane, restore normal absorption, relax the abdominal muscles, wonderfully relieve pain and greatly aid in the restoration of the patient. Hot or cold applications should also be used” (Chapman).

URINE.—Spasmodic retention of the urine (alternate *Ferr. phos.*). **Spasm of the bladder** and urethra, with **painful straining when urinating** (*Ferr. phos.*, *Kali phos.*). Pain when passing gravel (*Natr. sulph.*).

FEMALE SEXUAL ORGANS.—Dysmenorrhœa (*menstrual colic*), at the time to relieve the pain (*Kali phos.*). As a preventive (*Ferr. phos.*). Very severe pain, of “labor-like character,” heat generally relieves. **Neuralgia of the ovaries**, apply hot local applications also. Menstrual colic, when membranes are thrown off, or the discharge is stringy or fibrous. Vaginismus (*Ferr. phos.*). Pain preceding the monthly flow.

PREGNANCY.—Labor pains, when they are spasmodic, or with cramps in the legs and spasmodic twitchings. Excessive expulsive efforts. Convulsions (*see Kali phos.*).

RESPIRATORY ORGANS.—Asthma, with belching of gas, pain in the chest, and constrictive cough, must sit up (*give in hot water*). Spasmodic cough, coming in fits or paroxysms, without expectoration. Sudden, shrill voice. Sharp pains in the chest, shortness of breath (*Ferr. phos.*). Whooping-cough (*Kali mur.*). Must be given persistently in chronic cases. Spasm of the glottis. **Convulsive fits of coughing**, with **constriction of the chest** and little or no expectoration. Spasmodic coughing at night, worse on lying down.

CIRCULATORY ORGANS.—Neuralgic spasms of the breast (*Angina Pectoris*). When pain is severe in any organ, the remedy should be given in hot water, and very frequent doses.

BACK AND EXTREMITIES.—Pains in the back and extremities, of a neuralgic character, very sharp, darting, or remittent. Pain in small of back and neck, heat relieves. Convulsions, with stiffness of the limbs, clenched fingers (*Calc. phos.*). Painful joints. **Neuralgia of the limbs**. Violent pains in rheumatism of the joints. Local applications. Sciatic rheumatism, with violent pains. **Shooting sensation in the limbs, resembling electric shocks**. Power of motion deficient.

NERVOUS SYMPTOMS.—Trembling and involuntary motion of the hands. Paralysis agitans (*Kali phos.*). Involuntary shaking of the head. **Epilepsy, from any cause** (for the spasm, *Kali mur.* chief remedy for the disease). Chorea (*St. Vitus' dance*). Lock-jaw, frequent doses in hot water; also rub it into the gums. Compare with *Kali phos.* in all nervous diseases. Writer's cramp. Cramps in the limbs at night. **Patient is tired and exhausted**, caused by insufficient nutrition of the nerve tissues (*Kali phos.*). Want of sensibility.

TISSUES.—Spasms and neuralgic pains in any tissue, due to a deficiency or unequalization of the *Magnes. phos.* molecules.

FEBRILE CONDITIONS.—Nervous chills, with chattering of the teeth (*Kali phos.*). Fever, when chills and cramps

are present (*Ferr. phos.*). Intermittent fever, with cramps of the calves of limbs. Chills run up and down the spine.

SLEEP.—Yawning, with spasmodic straining of the lower jaw, sometimes throwing the jaw out of its socket. Drowsiness.

MODALITIES.—All the symptoms of this remedy are relieved by heat, pressure and rubbing, and are aggravated by cold, cold air, draughts, etc. If practical, hot applications should always be used when this remedy is exhibited.

NATRUM MURIATICUM.

Synonym.—Sodium chloride.

Common Name.—Common salt.

WITH the exception of the phosphate of lime, the human system contains more sodium chloride than any other inorganic salt. The reason for this may be readily understood when we realize that our bodies are about 70 per cent. water, which, in the absence of sodium chloride, would be inert and useless. It is the power that this salt has to use water that renders it of any value to man. The same principle holds good in plants and vegetable life.

Sodium chloride uses water to build up and carry on the functions of life, and also as a vehicle to eliminate waste substances. Any deficiency in this cell-salt at once causes a disturbance of the water in the human organism, because it has lost that element which renders it fit to perform its allotted task. In sun-stroke, a deficiency in sodium chloride allows the moisture to be drawn from other parts, especially the nape of the neck, and cause a pressure against the base of the brain, producing dangerous and sometimes fatal results. The above named salt, given in 3x or 6x, relieves the unpleasant condition called sun-stroke, surely and quickly.

In delirium tremens, the continuity of water is broken up, due to a deficiency of sodium chloride molecules, and the symptoms incident to this disease follow. Very severe cases of delirium tremens have been relieved in one hour by administering frequent doses of this remedy. The coming physician will wish to know more than the mere fact that a certain agent has curative properties; he will demand to know "how and why." And if the remedy is the true one, the "how and why" can always be explained. I am anxious to make clear to the understanding the *modus operandi* of the twelve inorganic salts; to show that each one has a special building or creative power. This salt may be compared to a brick-mason or carpenter. The brick-mason has the power to build up a brick wall when he is supplied with brick and mortar. So the carpenter can create a wooden structure, when lumber and other material necessary for the work is furnished. The carpenter is the workman, or vitalizer, of the inert organic material and possesses the creative power to produce a building. So the inorganic salts possess the creative power to make something out of organic matter; and thus the chemistry of life goes on.

MENTAL SYMPTOMS.—**Delirium** at any time, with **muttering and wandering**, when the tongue has a frothy appearance, or is dry and parched. Stupor and sleepiness. Low delirium in typhoid or typhus fevers. Delirium tremens; this salt is the chief remedy to overcome the dryness which exists in the brain (*Kali phos.*). Melancholy, hopeless, with dejected spirits. Despondent moods, with constipation or excess of watery symptoms, weeps easily.

HEAD AND SCALP.—**Chief remedy in sun-stroke**; this disease, like delirium tremens, is due to an excessive dryness of the tissue of the brain, owing to a disturbance of the sodium chloride molecules. Headaches, with dryness of some of the mucous membranes and excessive secretion from others. Headaches, with constipation. **Headaches, with profusion of tears** or frothy coating on the tongue; hopeless, dejected spirits.

HEAD.—Headaches, with vomiting of frothy, watery phlegm. Headaches of girls about the time of puberty; patient is dull and listless. Dull, heavy, hammering headaches, with drowsiness and unrefreshing sleep. Eruptions of the scalp, with watery contents. Dandruff. White scales on the scalp (*Kali sulph.*, *Kali mur.*).

EYES.—Neuralgic pains in the eyes, with flow of tears (*Magnes. phos.*). Flow of tears from the eyes, when associated with fresh colds in the head. Weak eyes, with tears when going into cold air or when the wind strikes the eyes. All eye affections with flow of tears. Granulated eyelids, with or without secretion of tears (*Ferr. phos.*, *Kali mur.*). Blisters on the cornea (*Kali mur.*); should also be syringed daily with a solution of the salt, to produce absorption of the spot. Stoppage of the tear-duct from colds. Pains in the eyes, with tears; recurring daily at certain times. Scrofulous conditions of the eyes, thick lids, acrid, smarting secretions, with tears. Muscular asthenopia (*Magnes. phos.*). Conjunctivitis, with mucous secretions and lachrymation.

EARS.—Deafness from swelling of the eustachian tubes (*Kali mur.*, *Kali sulph.*). Ear affections, with excessive secretion of saliva or characteristic discharge from the ears.

NOSE.—Fresh colds, with discharge of clear, watery, transparent mucus and sneezing. Dropping of watery, salty secretion from the posterior nares (*Calc. phos.*). Chronic catarrh of anæmic persons, with salty mucus. Hay fever, influenza, with sneezing and watery discharges from eyes and nose. Coryza (*running cold*), with watery, slimy discharge. Loss of smell, with dryness and rawness of the pharynx. Bleeding of the nose in anæmic persons; the blood is thin and watery (*Ferr. phos.*). Excessive dryness of the nose, with tendency to form scales or crusts in the nose.

FACE.—Faceache, with constipation; tongue covered with a clear mucus, slime and frothy bubbles at its edge. Faceache, with vomiting of clear phlegm or water. Neuralgia of the face, with excessive discharge of clear mucus from the eyes (local application of the same). Sycosis; whiskers

fall out; if the watery symptoms correspond. **Perspiration on the face while eating.** Chlorosis.

MOUTH.—Excess of saliva, alone or during the course of any disease. Salivation. **Catarrhs** of the mouth and pharynx, **with watery, transparent, frothy discharges** (albuminous, *Calc. phos.*). Aphthæ (*thrush*), with flow of saliva (alternate *Kali mur.*). Swelling of glands under the tongue. Ranula. Inflammation of salivary glands when secreting excessive amount of saliva. **Constant spitting of frothy mucus.**

TEETH.—Toothache, with excessive flow of tears or saliva. **Neuralgia of teeth** and facial nerves, with characteristic secretions. Teething in infants and drooling.

TONGUE.—Tongue has **clear, slimy, watery coating**, with small, frothy bubbles of saliva on the sides. Small blisters on the tip of the tongue. Dryness of the tongue in low fevers, with watery discharge from the bowels.

THROAT.—Inflammation of mucous lining of the throat, with characteristic watery secretions. Uvula relaxed when there is much saliva (*Calc. fluor. chief remedy*). Goitre, with watery symptoms (*Calc. phos. chief remedy*). Sore throat, with excessive dryness or too much secretion of saliva. In **diphtheria**, when there is drowsiness, **watery stools**, flow of saliva or vomiting of water; face is puffy and pale. Mumps, when watery symptoms are present (*Kali mur. chief remedy for the swelling*). Thin neck, with chlorotic conditions.

GASTRIC SYMPTOMS.—All conditions and diseases of the stomach, where excess of saliva or watery vomit is present; tongue has a clear, frothy, transparent coating. **Indigestion, with watery vomiting** and salty taste in the mouth. Patient sometimes has a great **craving for salt or salt food**. Indigestion, with pain in stomach and watery gathering in the mouth, sour or salt taste in mouth. Great thirst. Dyspepsia, with pain after eating, if watery symptoms are present. Vomiting of transparent, watery, stringy mucus, or watery fluids and froth (*not acid*). Jaundice, with drowsiness and watery symptoms. Water-brash, not acid, fre-

quently accompanied with constipation, from dryness of the intestines.

ABDOMEN AND STOOL.—Looseness of the bowels, with watery stools. Diarrhœa, alternating with constipation. Constipation from dryness of the mucous membranes of the bowels, with watery secretion in other parts. **Constipation, with dull, heavy headache, profusion of tears,** or vomiting of frothy water. Stools are dry and often produce fissure in rectum. Burning pain in rectum, or torn, bleeding, smarting feeling after stool. Constipation, with drowsiness and watery symptoms from eyes or mouth. **Diarrhœa,** stool frothy, glairy slime, **causing soreness and smarting.** Hemorrhoids, with constipation, caused from dryness of the bowels. Stinging piles. Weakness of bowels and muscles of the abdomen. An occasional injection of hot water, with *Natr. mur.*, will be found very beneficial. *Natr. mur.* not only controls the watery secretions of the bowels, but it has a stimulating effect, and will strengthen the muscles of the viscera and abdomen.

URINARY SYMPTOMS.—Catarrh of the bladder, when secreting watery, transparent fluid. Polyuria. Cutting and burning after urinating. Diabetes insipidus; great thirst and excessive flow of watery urine.

MALE SEXUAL ORGANS.—**Chronic gonorrhœa, with transparent, watery, scalding slime.** Chronic syphilis, with serous discharge. Hydrocele. Preputial œdema (*Natr. sulph.*). Discharge of prostatic fluid.

FEMALE SEXUAL ORGANS.—Gonorrhœa and syphilis, with characteristic discharges, indicating this remedy. **Menstrual flow thin, watery blood.** Menstruation too late, accompanied with sadness, headache and weeping. Delayed menstruation in young girls, when there is headache, dullness and sadness, or when the person is emaciated or chlorotic. Soreness and smarting in vagina after urinating. Itching of the vulva. Menses mixed with leucorrhœa; discharges are smarting, scalding and watery. Watery, slimy, excoriating leucorrhœa. Dryness of vagina; sexual connec-

tion causes great pain. Vaginal douches of about one-half ounce of salt to quart of warm water, of much benefit. Smarting, burning, sticking pain in vagina; inflammation caused by dryness of the mucous membrane.

PREGNANCY.—Vomiting of watery, frothy, phlegm, not acid.

RESPIRATORY ORGANS.—Asthma, with watery, frothy mucus (alternate *Kali phos.* for the breathing). Bronchitis; mucus frothy and watery. Sometimes coughed up with difficulty. Acute inflammation of the windpipe, with characteristic expectoration, constant spitting of frothy water. **Œdema of the lungs, with watery expectoration**, sometimes tasting salty. Catarrh of the bronchi, “winter cough,” with characteristic symptoms (*note appearance of tongue*). Chronic coughs of consumptives, with frothy discharges, salty taste. Cough, with headache and excessive lachrymation. Cough, with flow of tears and spurting of urine (*Ferr. phos.*). In whooping-cough, note the expectoration. **Pneumonia, with characteristic expectoration and much loose, rattling phlegm in the chest**; note also tongue symptoms. Pleurisy, when serous effusion has taken place. Hoarseness. Pain in chest from coughing (*Ferr. phos.*).

CIRCULATORY ORGANS.—Palpitation of the heart, in anæmic persons, with watery blood, or dropsical swellings. Enlargement of the heart, with characteristic indications. Poor circulation, cold hands and feet (*Ferr. phos.*). Pulse rapid and intermittent; **pulsations of heart felt all over the body**. Blood thin and watery; will not coagulate.

BACK AND EXTREMITIES.—Weak and languid feelings, with drowsiness. Blisters on the hands or fingers, containing watery, serous fluid. **Involuntary movement of the legs**; fidgets; cannot sit still. Starting and jerking of limbs during sleep (*Magnes. phos.*). Rheumatic, gouty pains, if tongue and watery secretions correspond. Rheumatism of the joints; joints crack; note appearance of tongue and watery symptoms. Pains in the back and extremities; **back-ache relieved by lying on something hard**. Hang-nails,

when there is dryness of the skin. Rheumatic gout, coming on periodically. Feeling of coldness in the back.

NERVOUS SYMPTOMS.—Neuralgic nerve pains, with flow of saliva or tears, or when recurring periodically (*Magnes. phos.*). Sensation of numbness in parts affected; spine, cannot bear to have it touched, oversensitive to pressure; paralytic pain in small of back. Neuralgia; pains shoot along the nerve fibres, but accompanied by flow of saliva or tears. Hysterical; feels worse in the morning or in cold weather. Hysterical spasms and debility. Restlessness and twitching of the muscles.

SKIN.—All skin diseases, where there is a watery exudation, or an excessive dryness of the skin. Eczema, with white scales; external applications also. **Eruptions of the skin, with watery contents;** poor in albumen; note tongue and watery symptoms. Colorless, watery vesicles. Herpes in bend of knee. Herpetic eruptions on any part of the body, or occurring during course of a disease. Chafing of skin in small children, with watery symptoms (alternate *Natr. phos.*). White scales on the scalp (*Kali sulph. chief remedy*). Warts in palm of hands. Hang-nails. Stings of insects; apply locally as soon as possible. Small-pox, with drowsiness and flow of saliva. Shingles, with characteristic symptoms calling for this remedy. Rupia, blisters with watery contents. Intertrigo between thighs and scrotum, with acrid and excoriating discharge. Scarlet fever, with watery vomiting, drowsiness, twitchings. **Exudations** on the skin or mucous lining, after inflammations, when **watery and serous.** Blisters and blebs on the skin, with watery contents. **Nettle-rash, with violent itching;** appears after becoming overheated, causing an unequalization of this salt. Nettle-rash in intermittent fever. Eczema from eating too much salt. Chronic skin diseases, especially urticarious and miliary eruptions.

TISSUES.—Dropsy in any part of the body (*Natr. sulph.*). Accumulation of serum or water in the areolar tissues. Dryness of some of the mucous membranes, with excess of secre-

tions in others. Anæmic conditions, with thin, watery blood. Chlorotic conditions; chlorosis, with dirty, torpid skin, Face pale and sallow, when watery symptoms are present. Effusions serous, poor in albumen, slimy, like boiled starch. Note also tongue and watery secretions. Chronic inflammation of lymphatic glands, with watery secretions from some of the membranes. Mumps. Emaciations, especially of the neck; acts upon cartilage, mucous follicles, glands, etc. Emaciation while living well. Cachexia following ague from excessive use of quinine. **The slimy, frothy appearance of the tongue, with watery secretions** is the "key-note" for this remedy. It regulates the proper degree of moisture of solids and proper amount of water of the fluids in the organism.

FEBRILE CONDITIONS.—In all kinds of fevers, when there are malignant symptoms, such as stupor, drowsiness, watery vomiting, twitchings, etc. Typhoid, typhus, scarlet fevers, with the above symptoms. **Intermittent fever, after the abuse of quinine**; living in damp regions or on newly-turned ground (in alternation with *Natr. sulph.*, chief remedy). Chill coming on in the morning about 10 o'clock and continuing till noon, preceded by intense heat, increased headache and thirst, sweat weakening and sour, backache and headache, great languor, emaciation, sallow complexion, and fever-blisters on the lips. Profuse night-sweats; bathe once a day in salt water. Feeling of chilliness, especially in the back; watery saliva; full, heavy headache, increased thirst, etc.

SLEEP.—Excessive sleep, if traced to an excess of moisture in the brain. **Constant desire to sleep**, drowsy, dull and stupid, when accompanied by the characteristic symptoms of this salt. Natural amount of sleep does not refresh, patient feels tired and stupid in the morning.

MODALITIES.—Symptoms are generally worse in the morning, in cold weather, or in a salty atmosphere; feels better in the evening. Complaints after the free use of poisonous drugs. Complaints coming at regular periods, periodically.

NATRUM PHOSPHORICUM.

Synonym.—Sodium phosphate.

Common Name.—Phosphate of soda.

ACID, like seeming evil, is all-pervading. It matters not what name is given a condition of the human system, acidity manifests itself in the unpleasant symptoms. The fluids of the body contain both alkali and acid; but a deficiency in acid never occurs, because it is organic, and, like albumen, is always present in sufficient quantities, when proper food is taken. As it is necessary, absolutely necessary, that a proper balance of lime phosphate molecules be present to work with albumen and properly distribute it and incorporate it into bone and other tissue, so it is absolutely necessary that a proper amount of the phosphate of soda be present as a worker with acid, to combine with it and thus form *new compounds*. Thus it will be seen that "an excess of acid" is a misnomer, and that the true way to put it is: "A deficiency exists in the phosphate of sodium." And here again comes in the *creative* power inherent in the inorganic salts.

Organic matter has no creative power, no more than has brick. The brick-mason, given a supply of brick, possesses the power to create the brick wall.

The inorganic mineral salts have the power to create, when furnished with the proper material. But the material is always present; it is the laborers that are scarce in disease. The only trouble that ever arises is a deficiency in workmen. A lack of proper balance of the alkaline cell-salt in gastric juice will allow ferments to arise and so retard digestion that the lining quickly becomes involved. An inspissation of bile occurs, and bilious diarrhœa or other bilious disorders follow. For such conditions Natr. sulph. must be given also, although Natr. phos. would have prevented such results. Now, here we have a case where it is as clear as the noon-

day sun, that the bad symptoms are caused by a lack of certain inorganic salts, yet, in all such conditions, old-school doctors have stoutly maintained the patient needed something strong to stir up his liver. Strange that it should be necessary to "stir up the liver because the bile simply lacked sodium phosphate or sodium sulphate." As well say the stomach of a hungry man needed rousing up with something strong. When a man needs food, we give him food. When it can be shown the liver needs a certain cell-salt, why not supply it? Why give bichloride of mercury when the call is clear for phosphate of soda?

HEAD.—Headaches on crown of head. "Headache after taking thick, sour milk" (Dr. Walker). Headache on the crown of head or in the forehead, with feeling as if the skull were too full. Sick headache, with vomiting of sour fluids (alternate *Ferr. phos.*). Headache on awakening in the morning. *Note color of the tongue*; if there is a creamy deposit on the back part, this salt is indicated. Very severe headaches on top of the head, with intense pressure and heat (*Ferr. phos.*). Some gastric troubles usually exist and should be relieved. Headaches, with pain in the stomach and ejection of frothy, sour fluid. Giddiness, when gastric derangements are present (alternate *Ferr. phos.*).

EYES.—Inflammation of eyes, when **secreting a golden-yellow, creamy matter**. Eyes glued together in the morning with a creamy discharge. Any disease of the eye, when accompanied with the characteristic creamy discharge (*note also color of root of tongue and palate*). **Squinting**, when caused by irritation **from worms**, to remove the cause (*Magnes. phos.*).

EARS.—"One ear red, hot and frequently itchy, accompanied by gastric derangement and acidity" (Dr. Walker). Outer ears sore and scabby, with creamy discharge, or the scabs have a creamy, yellow appearance (*note color of tongue*). Heat and burning of the ears, with gastric symptoms (*Ferr. phos.*).

NOSE.—Picking at the nose, generally a symptom of worms or of an acid condition of the stomach. Cold in the

head, with yellow, creamy discharge from the nose; **itching of the nose**, with acidity. **Note color of tongue, palate and roof of mouth.**

FACE.—Face red and blotched, without fever; blotches come and go suddenly; white about the mouth and nose, indicating worms or acid condition of the stomach, associated with **cream-colored tongue** and sour, acid risings.

MOUTH.—Creamy, yellow coating at the back part of the roof of mouth. Creamy, golden-yellow exudation from tonsils and pharynx. **Sour, acid taste in the mouth**, sometimes accompanied with canker sores (*Kali mur.*, *Kali phos.*).

TEETH.—Children grind their teeth during sleeping, associated with gastric derangements or worms. **Gastric derangements during teething.**

TONGUE.—"The great key-note for this remedy is the moist, creamy or golden-yellow coating at the back part of the tongue" (Drs. Boericke and Dewey).

THROAT.—Sore, raw feeling in the throat; tonsils and throat inflamed, with creamy, yellow, moist coating. Catarrh of the throat; tonsils covered with the characteristic exudation of this salt, usually associated with acid condition of the stomach. **False diphtheria**, with **creamy coating of the palate** and back part of the tongue.

GASTRIC SYMPTOMS.—All conditions of the stomach where there are sour, acid risings or the tongue has a moist, creamy, yellow coating. Dyspepsia, with acid risings (alternate with *Ferr. phos.*, to strengthen digestion). Gastric abrasions, superficial ulcerations, pain after eating, calls for this remedy if the accompanying acid conditions are present (*Calc. phos.*, *Ferr. phos.*). Gastric derangements, causing flatulence, headache and giddiness. **Morning sickness**, with **vomiting of sour fluids**. Nausea, with sour risings. Stomachache from the presence of worms or acidity of the stomach. Ulceration of the stomach, when the **least amount of food causes pain** and the tongue and palate have the characteristic creamy, yellow coating. Ulceration of the stomach, with vomiting of sour, acid fluids or substance like coffee-

grounds; follow with *Ferr. phos.* and *Calc. phos.* Vomiting sour, acid fluids (*not food*). Infants vomit curdled milk.

ABDOMEN AND STOOL.—Diarrhœa, especially of children, with green, sour-smelling stools, caused by an acid condition. Flatulent colic, with green, sour-smelling stools or vomiting of curdled masses. **Diarrhœa**, when there is **much straining at stool or constant urging to stool**, with passing of jelly-like masses of mucus, indicating acidity (*Kali mur.*). Worms of all kinds, with accompanying symptoms of picking the nose, itching at the anus, pain in the abdomen, acidity of the stomach, restless sleep, etc. (injections of same remedy). Ulceration of the bowels, when characteristic symptoms are present (*Ferr. phos.*)

URINARY ORGANS.—Frequent urination, with **inability to retain urine**, with corresponding symptoms of acidity; more frequently seen in children (*Ferr. phos.*). Dark-red urine, with rheumatism (*Ferr. phos.*).

MALE SEXUAL ORGANS.—Seminal emissions, without dreams. Irregularity of sexual desires, either gone or increased, when there are other indications of acid condition of the system.

FEMALE SEXUAL ORGANS.—All secretions from uterus or vagina which are acid, creamy, yellow and watery. **Sterility caused by acid secretions** from the vagina, proving fatal to the spermatozoa. Leucorrhœa, with watery, creamy, yellow, acid discharge, causing itching, rawness and soreness of the parts. Discharges smell sour and sickening. Irregularity of the monthly periods, when accompanied with acid leucorrhœa and frontal headache; also vomiting of acid fluids (*not food*).

PREGNANCY.—Morning sickness of pregnancy, with sour, acid vomit (*not food*), or other acid conditions. Nausea, with sour risings.

RESPIRATORY ORGANS.—In consumption, when the expectoration causes soreness of the lips or rawness of the tongue and mouth.

CIRCULATORY ORGANS.—Palpitation and irregularity of heart's action, caused from imperfect digestion. **Trembling about the heart**; always **worse after eating**. The diet and bowels should be looked to carefully.

BACK AND EXTREMITIES.—In all cases of acute or chronic articular rheumatism this remedy is indicated and should be prescribed alternately or intercurrently with other remedies. *Natr. phos.* is a remedy for the acid diathesis, which many believe is (if not the sole cause) at least a formidable attendant upon this distressing disease. **Rheumatic pains in the joints**, weak feeling in the legs. Acid, sour-smelling perspiration. Cracking and creaking of joints, with pain and soreness. Gout (*Natr. sulph.*).

NERVOUS SYMPTOMS.—Squinting and grinding of teeth, with intestinal irritation from worms. Nervousness, with trembling and palpitation of the heart, from acid condition of the stomach.

SKIN.—**Eczema** of the skin, when accompanied **with acid, creamy, yellow secretions**. Chafing of the skin, with soreness and rawness in little children; *note characteristic symptoms* of this salt (*Natr. mur.*). Erythema, "rose-rash" (alternate with *Ferr. phos.*). Crusta lactea. Pimples all over the body, like flea-bites, with itching and acid symptoms. Hives.

TISSUES.—Exudations from any mucous membrane or sore in the flesh, of a creamy, yellow or honey color, which can be traced to a disturbance of the molecules of sodium phosphate, is said to favor the deposit of calcium phosphate in bone diseases. Rheumatism, with acid symptoms.

FEBRILE CONDITIONS.—Acid, **sour-smelling perspiration** during any disease. Fever, with vomiting of sour fluids. Acid symptoms during the course of any febrile disease. Flashes of heat from indigestion, often causing frontal headache.

SLEEP.—Restless sleep from worm troubles, gritting the teeth and screaming in sleep, with itching of anus and picking of nose.

MODALITIES.—No characteristic modality has as yet been discovered for this salt.

NATRUM SULPHURICUM.

Synonym.—Sodium sulphate.

Common Names.—Glauber's salt, sulphate of soda.

THIS inorganic salt is found in the intercellular fluids, and its principal office is to regulate the water in the tissue, blood and fluids of the body. A deficiency of this salt prevents the elimination of such water from the tissue as is produced by oxidation of organic matter, while sodium chloride properly distributes the water in tissue, as has been shown. Sodium sulphate regulates the amount by having the power to eliminate any excess that may, from any cause, be present. *First*, Decomposition of lactic acid with sodium phosphate leaves a residue of water to be gotten rid of, and sodium sulphate must be present in proper quantity, or a hydrogenoid condition will arise. *Second*, In hot weather, where water is present, it is held in solution, by the heat of the sun, in the atmospheric air, and thus enters the blood through the lungs. Those who are weakly, whose digestion is any way impaired, are then liable to so-called malarial troubles, because the circulation is not able to eliminate the excess of water from the blood because of a lack of proper quantity of sodium sulphate molecules to do the work. To speak from a chemical view, I might say that one molecule of sodium sulphate has the power to take up and carry out of the organism two molecules of water. Now, I wish to make this matter so plain that none may fail to understand. Biochemistry has established the fact that chills and fever (or ague), cholera, yellow fever and all ailments incident to hot weather, are caused by an excess of water in the blood, and probably in intercellular fluids: and that all such conditions arise from the inability of the digestion and assimilation to furnish sufficient quantity of sodium sulphate to carry off the excess of water breathed into the blood through

the lungs. Let us take a case of "chills." There is not a "medical authority" (?) in existence in which a true definition of the phenomena is given. Their so-called explanations are meaningless and glittering generalities. I explain a chill (*ague*) thus: When the blood becomes overcharged with water, of course, the various tissues of the body must suffer from lack of proper nourishment. This sets up a panic. Now, as the water-carriers are not present in sufficient quantities to throw out the excess in the natural way, nature does the next best thing—causes a spasm of the vascular, nervous and muscular systems, and thus, by violent effort, throws out the excess of water; hence the profuse perspiration which follows the chill. Where *Natr. sulph.* is not given to supply the workmen, and thus keep out an excess of water, the chill will recur in about forty-eight hours, simply because that much time is required to again overcharge the blood with water. Any one who will give *Natr. sulph.* (3x) for chills, will at once be convinced that "malarial" conditions are either not caused by "microbes from a swamp," or else they are very easily destroyed. One more point: Let the *ague* patient go up a mountain until he reaches a cool, dry-air strata, above the point where water is held in solution by heat, and his *ague* is immediately cured. Why? Because he gets a large supply of oxygen, and thus eliminates the surplus water that caused the trouble. Two more points: *First*, The blood never becomes overcharged with water from any amount we may drink, for the absorbents do not take up more water than is needed. *Second*, The heat of the sun does not take up the slime or decaying, foul organic matter from the ponds or swamps. The water in swamps or stagnant pools, when separated from the organic matter, is pure; and this is what the sun lifts and holds in the air so long as the temperature remains high enough. So we find that among the inorganic salt-workmen in the human economy, sodium sulphate works with water, keeps bile and pancreatic juice at normal consistency, regulates the supply of water in intercellular

fluid, and eliminates the excess of water from the blood, when present in proper quantity.

MENTAL SYMPTOMS.—Irritation due to biliousness; tendency to suicide, with wildness and irritability, from an excessive secretion of bile. **Feels discouraged and despondent;** worse in the morning and in damp weather.

HEAD.—Headache on top of head; very severe, burning and throbbing (*note color of tongue*). Sick headache, with bitter taste in the mouth, vomiting of bile or bilious diarrhoea. **Headache, with dizziness** or drowsiness; often the precursor of jaundice. Vertigo, giddiness from excessive secretion of bile; **tongue has a dirty, greenish-gray or greenish-brown coating** at the back part; bitter taste in the mouth. Violent pains at base of brain. Spinal meningitis, with determination of blood to head; spasmodic symptoms and delirium (*Ferr. phos., Magnes. phos.*).

EYES.—Yellowness of the conjunctiva. **Burning of the edges of the lids**, with lachrymation. Chronic conjunctivitis, with large blister-like granulations on the lids.

EARS.—Earache, lightning-like pain through the ears; worse in damp weather.

NOSE.—Ozæna syphilitica, worse in damp, wet weather. Nasal catarrh. Dryness and burning in the nose. Pus changes to green when exposed to light.

FACE.—Yellow, sallow or jaundiced face, due to biliousness. (*Note appearance of tongue.*) **Erysipelas** of the face, **smooth, red, shiny swelling** (for the fever, *Ferr. phos.*).

MOUTH.—Bad taste in the mouth, always full of slime, thick and tenacious, greenish-white. Bitter taste in mouth. Constant hawking of foul, slimy mucus from the trachea, œsophagus and stomach.

TONGUE.—**Dirty, greenish-gray or greenish-brown coating on the root of the tongue**, with slime. Bitter taste in the mouth.

THROAT.—When vomiting of **green water** occurs in **diphtheria**, this remedy should be given intercurrently with the chief remedy (*Kali mur.*). **Throat sore**, with **feeling of a**

lump when swallowing. Catarrh of the pharynx and throat, with thick, tenacious, grayish mucus, if tongue symptoms correspond.

GASTRIC SYMPTOMS.—Biliousness, caused from the liver secreting an excess of bile. The tongue should be noted carefully; a greenish-gray or greenish-brown coating indicates an excess of bile, while a white or gray coating denotes a deficiency of bile, and requires *Kali mur.* **Bitter taste in mouth.** **Mouth full of slime.** Bilious colic, with bitter taste in mouth (*see tongue symptoms*). Lead colic (very frequent doses and low triturations). Vomiting of bile, with bitter taste, dizziness and headache. Vomiting of greenish water, tasting bitter. Jaundice from vexation, oversecretion of bile, with coated tongue, bilious, green evacuations, yellow eyeballs or sallow skin. Sick headache from gastric derangement (*note tongue*). Cutting pains in region of liver. **Enlargement of the liver**; worse lying on the left side. Irritable liver (*Kali phos.*). Pain in left hypochondriac region, frequently accompanied by a cough.

ABDOMEN AND STOOL.—**Diarrhœa**, with **dark, greenish, bilious stools**, or vomiting of bile (*note coating of tongue*). Loose morning stool; worse in cold, wet weather. Heat in the lower bowels and rectum, accompanied by bilious evacuations. Flatulent colic, irritable liver, frequently after a mental strain (*Kali phos.*). Liver sensitive, sore to touch, with sharp, shooting pains. Congestion of liver (*Ferr. phos.*). Cutting pains in abdomen (*Magnes. phos., Ferr. phos.*). Typhlitis, to aid in reducing the inflammation (in alternation with *Ferr. phos., the chief remedy*). Looseness of bowels in old people. **All symptoms worse during, or after a spell of, wet weather.**

URINARY ORGANS.—**Diabetes**, *chief remedy*, for the sugar and general waste from the kidneys. **Lithic deposit** in the urine; **looks like brick-dust and clings to the sides of the vessel.** Gravel, with gouty symptoms, in bilious persons. **Excessive secretion of urine**, when diabetic. Sandy deposit in the urine. (*Note color of back part of the tongue.*)

MALE SEXUAL ORGANS.—Hydrocele (*Calc. phos.*). Preputial œdema (*Natr. mur.*, in alternation). Chronic syphilis, when corresponding symptoms are present. Condyloma, of syphilitic origin, internally and externally. Chronic gonorrhœa, with characteristic discharge.

FEMALE SEXUAL ORGANS.—**Profuse menses, with morning diarrhœa**, or colic and constipation. Note color of tongue and other characteristic symptoms.

PREGNANCY.—Morningsickness, with vomiting of bilious fluids; bitter taste in the mouth.

RESPIRATORY ORGANS.—Asthma, violent attacks, with greenish, purulent expectoration; very copious. **Asthma, worse in damp, wet weather**, with loose evacuations in the morning. Bronchial catarrh, harsh breathing. All symptoms worse in damp, rainy weather. Observe coating on root of tongue and color of expectoration.

CIRCULATORY ORGANS.—Vertigo, with giddiness; **feeling of pressure and uneasiness in region of heart**.

BACK AND EXTREMITIES.—Rheumatism, for the bilious symptoms, when present; intercurrently or in alternation with the chief remedy. Gout, acute or chronic cases (*Ferr. phos.*). **Spinal meningitis**, for the drawing back of the neck, spasm in the back, and violent determination of blood to the head; violent pains in neck and back of head. Arthritis, acute; patient should abstain from intoxicating liquors.

NERVOUS SYMPTOMS.—Lassitude; tired and weary feelings, when accompanied by bilious symptoms, jaundiced skin, yellow eyeballs, etc. **Hands and feet twitch during sleep**.

SKIN.—All diseases of the skin, with exudation of yellowish water; generally accompanied by other bilious symptoms. Inflammations of the skin, with yellow, watery exudation. Skin affections, with vesicular eruptions containing yellowish water; **moist, yellowish scales on the skin**, with bilious symptoms. Chafed skin of infants (*Natr. mur.*, *Natr. phos.*). Pemphigus, watery vesicles all over the body containing yellowish, watery secretions. Eczema, with watery

exudations and bilious symptoms. Erysipelas ("rose"), smooth, red, shiny, tingling, or painful swelling of the skin (alternate with *Ferr. phos.*; *note condition of tongue*). **Itching of the skin while undressing.** Fistulous abscess of long standing; discharging watery pus, surrounded by a broad, bluish border. Use in low triturations.

TISSUES.—Dropsy invading the areolar tissues of the body. Infiltration. Yellowish, watery secretions from any tissue. Smooth, œdematous swellings. **Consumption**, when the **expectoration** is **yellow, watery and green**; also when corresponding bilious symptoms exist.

FEBRILE CONDITIONS.—**Intermittent fever** (*ague*); this is the **chief remedy** in all its stages. Vomiting of bile, also brown or black fluids, with bitter taste. Bilious fever. Yellow fever, if it assumes the severe, bilious, remittent fever form, with greenish-yellow, brown or black vomit (alternate *Ferr. phos.*, for the fever). **Observe** carefully the **characteristic** dirty, greenish-gray or greenish-brown **coating of the tongue** in all febrile conditions.

SLEEP.—Drowsiness and weariness, with bilious symptoms, frequently preceding attacks of jaundice. (*Note coating of tongue.*) Dull, sleepy and stupid in the morning; better in the evening. Much dreaming, with **heavy, anxious dreams**. Attacks of "nightmare," with bilious symptoms (*Natr. mur.*, *Kali phos.*).

MODALITIES.—All symptoms are worse in the morning and in damp, rainy weather; feels better in dry, warm atmosphere. Complaints from living in damp buildings, basements, etc., or from eating water-plants, fish, etc. **Symptoms aggravated by** the use of **water** in any form. Conditions which tend to increase the water in the system, such as living in low, marshy places, "ague districts" will cause a molecular disturbance of *Natr. sulph.*

SILICEA.

Synonym.—Silica.

Common Names.—Silicious earth, pure flint or quartz.

CHEMICAL action or function of silica as a worker in the human organism has never been clearly explained. Writers on Biochemistry have heretofore been content to state its general action, and give it its place in the repertories, according to certain symptoms. It is, as we have been informed, a constituent of common quartz, and found in the hair, nails, skin, periosteum, neurilemma (*nerve sheath*), and a trace in the bone tissue. This salt is indicated in all suppurative processes until the infiltrated parts have fully discharged the heteroplasm or accumulation of decaying organic matter that may have arrived at a given point during nature's effort to eliminate it from the system. In the first stage of any swelling, Ferr. phos. and Kali mur. should be given (for reasons explained in biochemic pathology), but should these salts fail to abort the process, Silicea should at once be given. My theory is, that the particles of silica, being sharp-cornered, accumulate under the intelligent operations of nature's law of affinity or attraction and act as a lancet, thus cutting a way through the tissue, skin, etc., for the escape of the non-functional organic matter. But in order to carry on any work, nature must have tools to work with. When silica is present in proper quantities, the process of suppuration is carried on in a normal manner. When a deficiency of silica occurs, suppuration is retarded; the greater the deficiency, the greater and more stubborn and painful the swelling or part at which the matter is attempting to escape, or, more correctly speaking, the point at which nature attempts to cast it off. Thus it will be seen that a lack of silica (one of the natural mineral salts of human blood) is the cause of carbuncles, and not the anthrax

bacillus. A deficiency of silica in the connective tissue between the cerebrum and cerebellum produces a mental condition in which thinking is difficult. But why? Because the connective tissue has become so negative from the lack of silica that it fails to act as a conductor for the gray matter of the brain (a combination of potassium phosphate and albumen). By supplying silica in molecular form, the chemical affinity is restored and normal thought again established.

MENTAL SYMPTOMS.—Patient rather **despondent** and **disgusted with life**. Mental abstraction; difficulty of thought.

HEAD.—Headache, when small lumps or nodules, about the size of a pea, appear on the scalp. **Scalp sensitive and sore to touch**. Painful pustules, suppurating wounds, with characteristic thick, yellow discharge of pus. Eruptions and nodules on the scalp; falling out of hair (*Kali sulph.*). **Sweat on head of children**, also *Calc. phos.*

EYES.—Sty on the eyelid; internally and externally, to promote painless discharge of pus (if there is much inflammation, alternate *Ferr. phos.*). Disease of the lachrymal apparatus. Lachrymal fistula. Inflammations of the eye, with discharge of thick, yellow matter. Injuries of the eye, neglected cases, with subsequent suppuration of thick, yellow matter. Boils and indurations around eyelid. **Cataract after suppressed foot-sweats** or eruptions.

EARS.—Inflammatory swelling of external meatus. Dullness of hearing, with swelling and **catarrh of the eustachian tubes** and tympanic cavity. Boils and cystic tumors around the ear. Suppurative otitis, when the discharge is thick, yellow matter. Otorrhœa, with caries of the mastoid process. Daily injections of the remedy—in water.

NOSE.—Catarrh of head, with characteristic discharge of foetid, thick, yellow matter. **Ozæna**, when the affection is seated in the periosteum or in the submucous connective tissues; **foetid, offensive discharge**. Nose sore, with little boils around edges of nostrils; very itchy. Caries of the nasal bones, with very offensive discharge (*Kali phos.*).

Dryness of the nostrils, with formation of scales and sores. Tip of nose red; itching of the tip of the nose.

FACE.—Faceache, with small lumps or nodules on the face and scalp. Lupus, with discharge of thick matter. **Eruptions on the face**, from any cause, with discharge indicative of this remedy. Caries and necrosis of the bones of the jaw. Induration of cellular tissues, after boils, etc.

MOUTH.—Suppurations of the glands of the mouth, with characteristic discharges.

TEETH.—Toothache, very violent, at night, when heat nor cold gives relief, caused by chilling of the feet. **Toothache caused by sudden chilling of the feet when damp with perspiration.** Gum-boils on the jaw. Toothache, with ulceration of the tooth; pain deep-seated in the periosteum.

TONGUE.—Hardening of the tongue. Ulcers on the tongue.

THROAT.—Ulcerations of the throat, with thick, yellow, mattery discharges. **Tonsillitis**, after pus has begun to form, to produce suppuration; if it will not heal and infiltration has ceased, *Calc. sulph.* is the remedy. Goitre.

GASTRIC SYMPTOMS.—Induration of the pylorus. **Chronic dyspepsia**, with **acid eructations**, with heart-burn and chilliness (*Natr. phos.*, *Calc. phos.*). Child vomits as soon as it nurses; not sour (*Ferr. phos.*, *Calc. phos.*).

ABDOMEN AND STOOL.—Abscess of the liver, with induration. **Sweating of the head in children**, with swollen abdomen and foetid, very offensive stools. Very painful piles, with discharges of thick, yellow matter. Fistula in ano, etc., with above symptoms.

URINARY ORGANS.—Suppurations of the kidneys, with urine loaded with pus and mucus. After febrile diseases, with the above discharges in the urine.

MALE SEXUAL ORGANS.—Chronic syphilis, with suppurations and hardening of the tissues. Prostatitis, when suppuration has commenced. Hydrocele. Chronic gonorrhœa, with thick, yellow, mattery discharges. **Itching of the scrotum, with much sweat.**

FEMALE SEXUAL ORGANS.—**Menses**, when **associated with fœtid, sweating of the feet**; constipation; icy coldness all over body. **Leucorrhœa**, with characteristic discharge. **Metrorrhagia from standing in cold water**. Abscess of the labia, with tendency to fistulous openings. Burning and itching of pudenda.

PREGNANCY.—Mastitis (*gathered breast*), when suppurating, to control the formation of pus (*Kali mur. in first stage*). Hard lumps in the breast, threatening suppuration (*Kali mur.*). **Fistulous ulcers of the breast**, with thick, yellow discharge.

RESPIRATORY ORGANS.—Inflammations of the respiratory tract, when tissue destruction has gone to that stage in which there is a copious expectoration of thick, yellow or greenish-yellow pus, accompanied with hectic fever, **profuse night-sweats and great debility** (*Calc. phos., Natr. mur.*). Consumption, with the above symptoms. Abscess of the lungs, to promote suppuration and heal the ulcers, after suppuration has begun; sputa abundant, thick and pus-like. Pneumonia, bronchitis, etc., suppurative stage (*Calc. sulph.*).

BACK AND EXTREMITIES.—Neglected injuries, when festering or threatening to suppurate. Deep-seated wounds of the extremities, when discharging thick, yellow matter. **Hip-joint disease, to abort or control suppuration** and heal the parts. Whitlow (*felon*), to assist formation of pus and control suppuration, also to stimulate the growth of new nails (local application of the same, 3x). Carbuncles (after *Kali mur.*), to mature the tumor and discharge matter. **Fœtid perspiration of the feet**, very offensive smell. Caries of the bone, with fistulous openings; discharging pus; if bony fragments, alternate *Calc. fluor.* Psoas abscess, Pott's disease.

NERVOUS SYMPTOMS.—Obstinate neuralgia, occurring at night, when neither heat nor cold gives relief. Epilepsy and **spasms occurring at night**, or from slight provocation; very obstinate cases (*Magnes. phos., Calc. phos., Kali mur.*).

SKIN.—Inflammation of, or injuries to, the skin, at that stage when thick, yellow pus is being discharged. **Tendency to boils** in any part of the body, especially **in the spring-time**. Carbuncles, boils, ulcers, felons, etc., if deep-seated and discharging thick, heavy, yellow pus. Skin heals slowly and suppurates easily after injuries. Ulcers around nails, with unhealthy-looking skin. Scrofulous eruptions. Pustules on face and neck; extremely painful. Leprosy, for the nasal ulceration, nodes and coppery spots.

TISSUES.—Abscess, easily bleeding after matter has begun to form, chief remedy, to promote the discharge of pus (*Kali mur.*, before matter forms). Swellings of the glands (if *Kali mur.* does not abort them and matter has formed). **Suppurating glands, with thick, yellow, offensive discharge** of matter. Scrofulous, enlarged glands. Neglected cases of injury, with suppuration. Ulceration and caries of bone. Malignant, gangrenous inflammations (*Kali phos.*).

FEBRILE CONDITIONS.—**Copious night-sweats, with prostration** in phthisis. **Sweat about the head in children**. Hectic fever, with burning in soles of feet. **Offensive sweat of feet**. Fever during suppurative processes.

SLEEP.—Sleeplessness from orgasm of blood; **wakefulness in old people**, with phthisis. **Jerking of limbs during sleep**.

MODALITIES.—Symptoms are always worse at night and during full moon. Better by heat and in warm room. **Worse from suppressed foot-sweat or chilling of the feet**. Worse in open air.



PART III.

THERAPEUTICAL APPLICATION

OF THE

TWELVE TISSUE REMEDIES.

ABSCESS.

WHEN certain inorganic salts fall below the standard in quantity in the blood and blood-serum, the organic matter controlled, or used, by that particular salt becomes useless in the system; as much so as brick would be useless without the mason to build it into the wall of the building. Take, for instance, Kali mur.: The particles or molecules of this salt are the *workmen*, who use fibrine (*an inorganic substance*), know how to take it up—carry it to the different tissues of the body and place it in position, as the bird does twigs or grass to build a nest.

Now, the mind should be kept upon the fact that organic matter—fibrine, oil, sugar, albumen—is always present if the patient takes food at all; while, owing to a poor digestion or imperfect assimilation, the inorganic salts, or workers in the special organic material, may be deficient. Thus, given a deficiency in the tissue-builder, potassium chloride, a certain *amount* of fibrine, in proportion to the deficiency of potassium chloride, becomes non-functional, therefore, a disturbing element, and must be either thrown out of the vital circulation, or cause embolus or other serious vascular trouble.

When by dint of effort the system succeeds in ridding the circulatory system of this useless organic matter, useless, because of a lack of workmen to use it, another difficulty arises,

in many instances caused by the attempt of this now decaying organic matter to escape through the glands and skin. If the heteroplasm accumulates in considerable quantities and rots a large section of the skin in order to escape, the condition is called—abscess. (See article on “The Pathology of Exudations.”)

The cure, of course, consists in supplying the deficient cell-salts, and thus cutting off the supply of organic matter that is causing the trouble, or so-called “abscess.”

FERR. PHOS.—In the **first or inflammatory stage of abscess, boils, carbuncles or felons**, for the heat, pain, congestion and fever; given early, in alternation with *Kali mur.*, this remedy will often abort suppuration.

KALI MUR.—In the **second stage of abscess, boils, etc.**, when there is swelling, but no pus formation, *Kali mur.* is indicated. If given steadily, in alternation with *Ferr. phos.*, very often the swelling will disappear and no pus will form. The remedy should also be used locally on lint, in a low trituration (3x). Abscess of the breast, very much swollen, but no pus-formation; rub it with vaseline or a lotion on lint.

SILICEA.—After the use of *Kali mur.*, and when the pus-formation has commenced, *Silicea* is the indicated remedy; it greatly assists suppuration, causes the abscess to ripen and often break without surgical interference. **After the tumor has broken**, *Silicea* should be used internally and externally, as long as infiltration remains. In felons it is indispensable to control the formation of pus and promote the growth of new nails, which are largely composed of this salt.

CALC. SULPH.—After the use of *Silicea*, and when infiltration has disappeared, should the **discharges still continue to torpidity of the tissues**, *Calc. sulph.* is indicated and should be used until the wounds heal. While *Calc. sulph.* somewhat resembles *Silicea* in suppurative processes, there remains the following distinguishing feature: *Silicea*, by promoting the formation of pus, ripens abscess; while *Calc. sulph.*, by restraining suppuration, causes the wound to heal. It is useful

in boils, felons, gathered breasts, etc., under the above conditions. Owing to its power of restraining the discharge of pus, it will often abort suppuration, if given in the early stage, before pus has formed; but when this is not possible, *Silicea* must be used to bring it to the surface.

CALC. FLUOR.—When the suppurative process affects the bone, causing it to throw off splinters. **Suppurating wounds, with hard, callous edges.** Pelvic abscess, proceeding from caries of the bone.

NATR. SULPH.—Fistulous abscess of long standing, especially of the lower limbs, when the discharge is watery pus, and the wound is surrounded by a dark, bluish border.

KALI PHOS.—When the suppurative process becomes unhealthy. Pus is bloody, ichorous, offensive and dirty-looking. **In gathered breasts, with discharge of foul, dirty matter.**

CLINICAL CASES.

Calc. sulph. to abort Suppurations:

Carrie A., æt. 16, came to me with a severe pain in the middle left ear, with all the symptoms of a gathering. Reasoning from the fact that *Calc. sulph. cures* suppurations, I concluded to test its power to abort suppurative processes before suppuration had set in, so gave her *Calc. sulph.*, 3x, two small powders each day. On the second day she reported her ear well, and has had no symptoms since.

Silicea in Boils:

In August, 1877, a young man, who had suffered from sciatica years ago, and had been in the habit of having subcutaneous injections of morphia, developed a boil on the seat. This discharged freely and would not heal. When, at last, it seemed to be healed and was comparatively well, the patient took cold. Suppuration began again, and at this time the discharge was excessive. His mother became alarmed, as he was very weak and had no appetite. His sleep was disturbed and he felt a constant thirst. I prescribed *Silicea*—a dose every morning on an empty stomach.

After one week the mother was able to furnish favorable report: "The discharge of matter has been reduced so much that at one time it seemed gone altogether. The great thirst has left him, and his appetite has returned; his sleep is sound, and the shivery, chilly feeling he had has completely gone." *Silicea* has here furnished a brilliant demonstration of its power over suppuration, and with its characteristic accompanying symptoms. (Dr. Goullon, Jr.)

Silicea in Suppurations:

Silicea has proved an excellent remedy. Within the last month I was able to cure a young lady, æt. 16; I did not see her myself. The mother came to me and told me the daughter had been suffering for the past few months from her right foot. The medical men treating her declared that the foot must be amputated. It was fearfully swollen; the discharge of matter was excessive. Her leg was almost bent to a right angle at the knee-joint, and could absolutely not be stretched out. I advised her to give up all internal as well as external remedies, and prescribed *Silicea*, to be taken once daily. Three months later the patient came herself, walking without any assistance. The foot was almost completely healed, with only a slight discharge of matter. Then, I succeeded in a case of discharge of matter from the ear, which had been treated for a long time ineffectually, and caused the patient severe pain day and night. This case was also cured with *Silicea*. (From Schuessler.)

Ferr. phos. for Felons:

A dressmaker, in her busiest season, to her dismay, got a felon on the right thumb. *Ferr. phos.*, 12x, in water, every three hours, promptly relieved and, she supposed, cured it. She used it vigorously, and within three days it reappeared, with greatly increased pain and hard swelling. *Kali mur.*, 12x, finished the cure at once, a single drop of pus appearing beneath the cuticle and escaped when snipped with the scissors. (J. C. Morgan, M.D.)

ADDISON'S DISEASE.

NATR. MUR.—Tension and heat, in the region of the kidneys; yellowish, pale color of the face; brown spots on back of hands; **excessive lassitude, relaxation of mind and body, with trembling of lower limbs; dimness of sight, nausea, vomituration, vomiting; pressing pains in the stomach; loss of appetite, with aversion to animal food; constipation; pain in the abdomen and hypochondria; aversion to motion or labor; frequent yawning and stretching, with sleeplessness, still he cannot sleep; cold extremities; vertigo, when rising up or trying to walk, with faint feeling; cross and irritable.** (Lillienthal.)

AMENORRHŒA.

CALC. PHOS.—This remedy is indicated especially in anæmic conditions.

KALI PHOS.—Retention or delay of the monthly flow, with **depression of spirits, lassitude and general nervous debility.**

KALI MUR.—Lymphatic constitutions; **white coated tongue; inactivity of the glandular system.**

CLINICAL CASES.

Kali phos., 3x, Calc. phos., 6x, in Menstrual Irregularities:

Miss Anna W., æt. 20, consulted me, in company with her mother, regarding menstrual irregularities, with either an entire absence of the menstruation, or else it was very scant and delayed almost every month. She was of a nervous temperament, blonde, pale, waxy skin, irritable, easily exhausted, headache, sleepy during day; slight œdema of lower limbs and feet; dyspnœa. Nervous, fidgety, at times must be held; depressed in spirits; desired to avoid company, especially the opposite sex. **DIAGNOSIS:** Amenorrhœa, with history of chorea. *Calc. phos.*, 6x, *Kali phos.*, 3x, every night and morning a powder. Her history revealed the non-appearance of the menstrual flow till her eighteenth year, but very scant since then. Has had mild attacks of hysteria in past two years. Has taken the medicine now for about

six weeks, with marked improvement, the last period being at the proper time, and more normal than before, while there has been a cessation in the severity of the other symptoms. (C. R. Vogel, M.D.)

Kali sulph. in Amenorrhœa (from suspension):

Mrs. V., æt. 23; widow, with fifteen-month-old child, nursing. Since its tenth month menses regular, but weaned child at fourteen months; missed menses and fourteen days past. *Kali sulph.*, 3x tablets, one every two hours, taken over a period of hardly two days, re-established menses, and with little or no pain, where formerly quite a dysmenorrhœa. (O. D. Whittier, M.D.)

Kali sulph. in Amenorrhœa (non-occurrence):

Miss S., æt. 19; plethoric habits; a foreigner. *Kali sulph.*, 3x tablets, one every two hours, established menses inside of three days. Had tried before without success, leontine. (O. D. Whittier, M.D.)

ANÆMIA.

The cause of this condition (meaning a lack of blood), is wholly due to a deficiency of the cell-salts calcium phosphate and sodium phosphate in the gastric juice, bile and pancreatin. Ferments constantly arise and are taken up by the absorbents, and the blood not being pure blood, but vitiated with acids, does not furnish the constituents of bone, nerve, muscle, etc.

The cure consists in furnishing, by a direct biochemic procedure, the lacking agents, so the food may be properly digested and assimilated, thus making pure blood, and thereby building up wasted tissue.

CALC. PHOS.—This remedy supplies new blood-cells. Face pale or chlorotic, greenish-white. **Anæmia, where nutrition is defective.** Excess of white corpuscles in the blood (*Leucæmia*), **after wasting or exhausting diseases.**

FERR. PHOS.—After the new blood-cells have been supplied by *Calc. phos.*, if there still appears to be a

deficiency of red blood corpuscles, this remedy should be exhibited, as it has the power of attracting oxygen. This procedure was at first advocated by Schuessler, but he now believes this to be unnecessary. He says: "Iron, which enters into the formation of young blood-cells, is never absent in the blood-serum of chlorotics. Therefore, I have lately abandoned iron, which I recommended, in the first editions of my 'Therapeutics,' for chlorosis and other anæmic conditions." It has been the practice of many physicians to give iron in this disease in the form of tincture; this is entirely wrong, and should be discountenanced, as the iron particles in the tincture are entirely too large and coarse to be used by the cells, and will often cause irritation and serious derangement of the system.

NATR. MUR.—In chlorotic conditions, where the **blood is thin and watery. Chlorosis in young girls at puberty**, when the menses do not appear or are irregular. Skin has a dead, dirty look; characteristic tongue, indicating this salt; constipation and terrible sadness.

KALI PHOS.—Anæmia from long-continued mental strains, causing depression of the mind. **Spinal anæmia, after exhausting diseases.** Cerebral anæmia.

KALI MUR.—When eczema, eruptions of the skin, etc., exist in connection with anæmia, this remedy should be given in alternation or intercurrently with the chief remedy.

NATR. SULPH.—Hydræmia, sycosis, hydrogenoid constitution of the body, depending upon dampness of weather or dwelling in damp houses; sycosis and hydræmia. (Lilienthal.)

NATR. PHOS.—Anæmia, accompanied with indigestion, acid risings, etc., to aid in the proper assimilation of the food.

SILICEA.—Anæmia in infants, when improperly nourished, thin, delicate and puny; intercurrently with other remedies indicated.

CLINICAL CASES.

Calc. phos. in Anæmia of school-girls:

Young lady, æt. 17, became anæmic and chlorotic, after long continuance at school, becoming so debilitated that she

could attend no longer; had no appetite and desired only to lie about the house, having no ambition to go anywhere or do anything. Her study made her head ache and she had to give it up entirely; her menses were irregular; absent for months, then a flow varying in quantity. I gave her *Calc. phos.*, 6x, as principal remedy, giving also, at times, *Ferr. phos.* as well. After a few months she became well enough to resume her studies, and could walk anywhere she desired to go, and her color improved. (C. T. M.)

Ferr. phos. in Anæmia from menstrual irregularities:

Miss Nellie C., æt. 15; anæmia; face very pale and wax-like; dull and listless; poor appetite; menstruation irregular and scanty. *Calc. phos.* and *Ferr. phos.*, with occasional doses of *Kali phos.*, for the menstrual troubles, made a permanent cure in six weeks. (J. B. Chapman.)

ANEURISM.

FERR. PHOS.—To establish normal circulation and to remove those complications arising from excessive action of the heart. It should be resorted to early, and may be given in alternation with *Calc. fluor.*

CALC. FLUOR.—Chief remedy for aneurism; will keep it in check, if taken at an early stage, providing iodide of potassium has not been used. Take in alternation with *Ferr. phos.*

ANGINA PECTORIS.

MAGNES. PHOS.—For the neuralgic spasms and sharp pains. It will act best in hot water, and in very frequent doses.

KALI PHOS.—In asthenic conditions, weak or intermittent action of the heart; tendency to fainting, etc.; alternate with *Magnes. phos.*, the chief remedy.

FERR. PHOS.—With rush of blood to the head, flushed face, burning heat, etc., in alternation with *Magnes. phos.*

CLINICAL CASES.

Magnes. phos.:

Mrs. W., æt. 25; severe pains in left breast; however slight, causing cutting, stabbing pains. Pulse almost imperceptible, and her friends thought her dying. *Magnes. phos.*, in hot water, for the pain and spasmodic symptoms, alternated with *Kali phos.*, for the feeble action of the heart. The pulse returned to normal condition, and the pains quickly ceased. Nothing could have acted more satisfactorily. (J. B. Chapman.)

APHONIA.

(*See Hoarseness.*)

FERR. PHOS.—Painful aphonia of singers or speakers, caused by overexertion of voice, from draughts, colds and wet. Aphonia coming on in the evening.

Ferr. phos. in Aphonia resulting from dampness:

Mr. C., æt. 52, a minister, contracted laryngeal troubles through sleeping in a damp room. Was cured in a short time by the use of *Ferr. phos.*, ten grains once a day. Speakers and singers with accumulation of phlegm in the larynx, with scraping of the throat, have been generally benefited by the use of the above.

APHTHÆ.

(*See Mouth, Diseases of.*)

FERR. PHOS.—Aphthæ, thrush, which occurs in the mouth of little children or nursing mothers.

NATR. MUR.—Aphthæ, with profuse flow of saliva; salivation.

APOPLEXY.

(*See Hemorrhages.*)

APPETITE.

(*See Gastric Derangements.*)

ARTHRITIS.

(See *Rheumatism*.)

FERR. PHOS.—For an **acute attack** *Ferr. phos.* is the **first remedy**, for the fever, heat, congestion and pain. Very painful joints, worse on movement. Give frequent doses at first, but as the febrile symptoms disappear, intercurrently with the remedy indicated; also local applications.

NATR. SULPH.—Should be given in alternation with *Ferr. phos.* in acute cases, but in **chronic cases** it alone will suffice. Gout in the feet, acute and chronic. **Arthritis, gout, brought on from high, rich living—chief remedy for the chronic stage**, especially if there be bilious symptoms present. Note also the color of the tongue.

NATR. PHOS.—According to Dr. M. D. Walker, of Scotland, *Natr. phos.* is indicated in all cases of **rheumatism of the joints**, especially in those cases where there is an acid diathesis, shown by acid taste and **golden-yellow coating at the root of the tongue**. (Private letters.)

ASCITES.

(See *Dropsy*.)

ASTHMA.

A deficiency in certain salts causes certain organic matter to become waste material, which may be thrown off through the lungs, and sometimes causes reflex neuroses and spasms of the muscular tissue of the bronchial tubes. The elastic fibre in muscular tissue being deficient, allows the tubes to close, hence, the difficulty in breathing. The molecules of certain inorganic salts, by uniting with albumen, make, *i. e.*, create, elastic fibre, and thus supply the want.

CALC. PHOS.—**Bronchial asthma**, intercurrently; secretion **clear and tough**. Child gets a suffocative attack on being lifted up from cradle (*Natr. phos.*). Asthma, with thick, yellow expectoration.

KALI PHOS.—Chief remedy for the breathing, in large and frequent doses (3x). Nervous system depressed; nervous asthma. Asthma from the least food.

KALI MUR.—Asthma, when gastric derangements are present, white-coated tongue, confined bowels and sluggish action of the liver. Expectoration is thick, white, tough, mucus, hard to cough up. Alternate with *Kali phos.*, for the breathing.

KALI SULPH.—Bronchial asthma, with light, yellow sputa, rather loose and easily coughed up. Worse in warm room or during the summer-time; better in the cool air.

NATR. MUR.—Asthma, with characteristic expectoration of clear, frothy mucus, watery discharges from the eyes and nose, etc. Alternate with *Kali phos.*, for the breathing.

MAGNES. PHOS.—Asthma, with troublesome flatulence or constrictive sensation in the chest.

CALC. FLUOR.—When the mucus coughed up consists of tiny, yellow lumps. Matter raised with much difficulty. Alternate with *Kali phos.*, for the breathing.

NATR. SULPH.—According to the provings of Schreter, and the experience of others, *Natr. sulph.* is an important remedy in asthma of young people, worse from damp weather or wet surroundings, with characteristic expectoration, coating of tongue, loose morning stools, etc.

SILICEA.—Breathing very difficult, must be in the fresh air. Possibly as a constitutional remedy, with *Natr. sulph.*, in order to eradicate the disease. Alternate with *Kali phos.*, for the breathing.

CLINICAL CASES.

Natr. sulph. in chronic Asthma:

Female, married, æt. 42; subject to attacks for years; expectoration greenish and remarkably copious; *Natr. sulph.* every three hours. Improvement began after a few doses, expectoration becoming paler and less abundant; has felt better since than for years, and one noteworthy fact is that the expectoration stopped in a few doses, whereas in previ-

ous attacks it had continued for weeks, thus indicating that the *Natr. sulph.* had gotten at the root of the evil. (Wm. J. Guernsey, M.D.)

***Natr. sulph.* in Asthma from exertion:**

Mr. C. has for years had an attack of asthmatic breathing, so marked as to herald his approach at some distance, and coming on after any unusual exertion. He is a tall, strong man, with no family history of lung trouble, albeit rather narrow-chested. Examination of the lungs during a period of remission disclosed no lesion or abnormal sounds, except coarse rales along the larger bronchi. In April, 1887, an especially severe attack, brought on by severe physical exertion, "the worst spell" he has ever had, was promptly relieved by *Natr. sulph.*, 200x, and occasional doses since have caused the attacks to disappear almost entirely for the first time in many summers. (Wm. E. Leonard, M.D.)

***Kali phos.*, *Kali mur.* in Asthma:**

A young gentleman, J. G., the son of a landed proprietor, had been subject to severe attacks of asthma for several years, and all the various usual remedies had failed. Shortly after commencing with the biochemic remedies, his sister writes: "My mother wishes me to say that she provided herself with a small store of the German remedies, and my youngest brother having an attack of asthma on Saturday and yesterday, tried the *Kali phos.* and *mur.* with, we think, *very* great success, relief having been experienced more quickly than by any other remedy he has tried. He goes abroad with my father and mother this week, and it is comforting to think he will have such a portable and effectual remedy in case of suffering." (From Schuessler.)

ATROPHY.

NATR. PHOS.—*Marasmus of children who are bottle-fed.* Abdomen swollen; liver large. Colic after eating. Stools contain undigested food.

NATR. SULPH.—Inherited sycotic constitution; bloated abdomen, with much rumbling of wind; **stools watery, yellow, gushing, worse on commencing to move in the morning.**

SILICEA.—Body wasted while the head is exceedingly large. Child perspires easily, is nervous and irritable; face emaciated, decrepit-looking. Aversion to the mother's milk; vomited if taken. **Stools offensive and watery.** Great prostration upon any change of weather.

KALI PHOS.—Atrophy, whether it be muscular or otherwise, if accompanied with **foul-smelling stools**, etc., needs this remedy.

CALC. PHOS.—As a constitutional remedy, intercurrently with the chief salt.

NATR. MUR.—Atrophy from improper distribution of the Natr. mur. molecules in the system, noticeable by **earthy complexion**, constipation, **emaciation of neck in children**, and other characteristic symptoms.

BACKACHE.

(See *Pain*.)

SILICEA.—Spasmodic drawing back, compelling patient to lie still. **Constant aching in centre of spine.**

FERR. PHOS.—Pains in the back and loins and over kidney. Rheumatic pains, felt only on moving.

CALC. FLUOR.—Backache simulating spinal irritation. Tired feeling and pains in the lower part of the back, with a sensation of fullness and burning pain and confined bowels. **Lumbago aggravated on beginning to move**, but improved after continuous motion.

NATR. MUR.—Pains in small of back, **relieved by lying on something hard**, with characteristic tongue, bubbles of frothy saliva. Pain after prolonged stooping, as if bruised. Weak back, worse in the morning. Spine very sensitive. Neck stiff and emaciated. Great weakness and weariness.

NATR. SULPH.—Pain in the back, as if ulcerating, all night; can lie only on the right side. **Soreness up and down spine and neck.**

NATR. PHOS.—Pains across loins on awaking in morning.

CLINICAL CASES.

Calc. fluor. and Natr. mur. in Backache of Plasterers :

James H., æt. 29, plasterer, complained of having a severe backache, lasting sometimes only in the forenoon; at other times all night; could not bear to reach above his head for any length of time while at work, as it made him feel as if his back were bruised, as if it would break. Much better on working in front of him, and by constant motion; also by lying for a short time against the edge of his scaffolding. Neck stiff from looking above head. *Calc. fluor.*, 12x, and *Natr. mur.*, 30x, were prescribed in alternation; a powder every other night for two weeks. *Sac. lac.* daily every four hours. Began to get better after taking two or three doses, and in a few weeks was completely relieved. (C. R. Vogel, M.D.)

BITES OF INSECTS.

NATR. MUR.—Externally and internally; apply a lotion of the remedy as soon as possible, or moisten the spot and rub in the dry trituration; it generally relieves the pain very quickly.

BLADDER.

(See *Urinary Affections.*)

BOILS.

(See *Abscess.*)

FERR. PHOS.—In first or inflammatory stage of boils, for heat, pain, congestion and fever; this remedy will often abort suppuration.

SILICEA.—When pus-formation has commenced *Silicea* greatly assists suppuration, causes the boil to ripen and often break without surgical interference.

BONES, DISEASES OF.

By referring to *Calc. phos.*, it will be seen that a lack of this salt is the primary cause of all bone diseases not brought

about by injury. The habit of scraping the bone is criminal.

Caries (*to rot*) of the bone shows quite clearly, according to Biochemistry, that while enough albumen (used as cement to build bone tissue) is present, the lime molecules are not; therefore, the true and only scientific mode of procedure is to supply the lime—just the form in which nature uses it.

Any heteroplasm or decaying organic matter that may have accumulated will be thrown off or absorbed without the barbarous process of bone-scraping.

CALC. PHOS.—*Calc. phos.*, owing to its predominance in the bones, becomes one of the chief remedies in affections involving this part of the system. When the **bones are weak and soft** *Calc. phos.* will give solidity to them. Fractures, to aid in the uniting of the broken parts (also surgical aid). Bow-legs in children (also mechanical supports). Rickets, spinal curvature, etc., owing to lack of power to extract the *Calc. phos.* from the food. Intercurrently in ulceration of bones.

SILICEA.—*Silicea* is indicated in nearly all bone diseases; the **chief symptom** calling for its use is the **thick, yellow, offensive, mattery discharge** from ulceration of the bone. Hip-joint disease. All excretions very offensive.

CALC. FLUOR.—Exudations from the bone, forming hard, rough, corrugated elevations on the bone surface, require this remedy. Bruises on the bone surface, with hard, uneven lumps. **Catarrhal affections**, when the **nasal bones** are **affected**, with bad odor. Ulcerations of bone surface; spina ventosa (*Magnes. phos.*). "This remedy is even better than *Silicea* in cases of cephalohæmatoma (so-called blood tumors) on the parietal bones of new-born children." (Schuessler.)

CALC. SULPH.—Ulceration of bone, with characteristic indications for this remedy.

FERR. PHOS.—In bone diseases, when the soft parts are inflamed, hot and painful. **Hip-joint disease, first remedy.** Ostitis, periostitis, with painful soft parts.

KALI MUR.—Second stage of ostitis and periostitis.

KALI PHOS.—Atrophy of bones, with foul diarrhœa.

NATR. SULPH.—Sycosis, pain in bones, cracking of joints, knee stiff.

CLINICAL CASES.

Kali phos. and Calc. phos. in deficient Osseous Development:

Ida P., æt. 5 years, could not walk or lift up her head; fontanel open; spasms nearly every day; did not appear any more advanced in bone material than a babe five months old. **TREATMENT:** *Calc. phos.*, *Magnes. phos.* and *Kali phos.* In a few months the child was so much benefited, the parents lavished their thanks upon me; but having removed, have lost sight of the case. (J. B. Chapman.)

Kali phos. and Calc. phos. in delayed Dentition:

Daisy C., æt. 18 months; was taken from the Orphans' Home; she was exceedingly small and deficient in bone material, having cut but four teeth, and could not walk a step; fontanel open; very pale and nervous. **TREATMENT:** *Calc. phos.* and *Kali phos.*, every day, was given in water. Report was given in two months after commencement of the above treatment; cut eleven teeth; fontanel closed, and could walk, having passed through her teething without the sickness usually accompanying such cases, and was so far cured that she became the remark of all that knew her. (J. B. Chapman.)

Silicea saved her foot from Amputation:

In the case of a poor orphan girl, æt 14, *Silicea* saved her from having her foot amputated. She had been under treatment for a long time for bone disease. Her physician saw no alternative, as the evil only grew worse, but to make arrangements with the infirmary surgeon to have it taken off. This was agreed on six days before removing her. Her friends were greatly distressed, and applied for the new remedies. *Silicea*, a dose every hour, was steadily taken, and lotion on lint externally applied. On the fifth day the ankle-bone and surrounding tissues presented such a healthy appearance

that all cause for amputation was removed. She continued the treatment a short time longer, and her case was pronounced perfectly cured. (M. D. W., from Schuessler.)

Calc. phos. in slow union of Fracture:

Man, æt. 60, had a fracture of the shaft of the femur. It remained movable, in spite of great care; after two months, *Calc. phos.*, 6x, was given; at first every night; later, every second night. At once the fracture grew firm and was soon well. This is certainly better than instrumental interference. Eighteen months later the same femur sustained another fracture in the lower portion. The drug was given in like manner, as before, but from the beginning. It was well in two months. (J. C. Morgan, M.D.)

Calc. fluor. in Osteosarcoma:

Injury to the tibia of some years' standing; a painful growth appeared on the seat of the injury. This was diagnosed as an osteosarcoma by a prominent physician, who advised an operation. *Calc. fluor.* relieved the pain and reduced the growth. (L. A. Bell, M.D., *Hahnemannian Monthly*, April, 1887.)

Calc. fluor. in Osseous Growths:

Dr. C. F. Nichols reports a number of cases of osseous growths cured and benefited by *Calc. fluor.*, 12x. (Organon, 1880.)

BRAIN.

(See *Meningitis*.)

KALI PHOS.—To restore lost nerve-power. **Brain-fag, from overwork**, with loss of appetite, depressed spirits, irritability, impatience, **loss of memory or sleeplessness**. Softening of the brain from inflammations, alternate with *Kali mur.*; if connected with water on the brain, alternate with *Calc. phos.* Nervous prostration.

FERR. PHOS.—**First stage of all inflammatory diseases of the brain**, meningitis, brain fever, etc., to reduce fever, heat and congestion.

CALC. PHOS.—Brain-fag, with pale, emaciated countenance, coldness of the limbs, numb sensations, night-sweats, loss of virile power, etc.

NATR. MUR.—**Depressed spirits**, gloomy thoughts, looks on the dark side of everything, tearful moods, easily exhausted, etc.

NATR. SULPH.—**After injuries to the head**, mental troubles following. Intense pain in occipital region.

MAGNES. PHOS.—Diseases of the brain, when convulsive symptoms are present.

CLINICAL CASES.

Kali phos. wrought a complete cure:

E. A. S., book-keeper for large buggy manufacturing company, working much after night, was compelled to give up position on account of his mental faculties becoming impaired; could not sleep at night; worried over accounts till he became a physical and mental wreck. Did not want any one about him; could not eat; everything seemed to annoy; impatient with every one about him. Condition bordering on brain fever. Change of scenery, rest and *Kali phos.*, 3x, worked a complete cure. (C. R. Vogel, M.D.)

Kali phos. in inflammation of Brain:

The following is from an elderly gentleman, Mr. J. M., who had suffered from a prolonged attack of acute and sub-acute inflammation of the brain. He recovered slowly, but symptoms of softening of the brain set in. He was anxious to give the new remedies a trial. His speech was affected; he seemed to lose momentary consciousness; could not hurry, though he saw himself in great danger of being run over, or stop walking when dangerously close to the quay, and could not be trusted out alone. I prescribed *Kali phos.*, and in a letter of recent date he says: "I think it is time I were again informing you that I still continue to improve; indeed, I have little to complain of, except occasionally a feeling of mental stupor, the best remedy for which I have found to be *Kali phos.*, which you recommended to me." (M. D. W., from Schuessler.)

BRAIN-FAG.(See *Brain*.)

CALC. PHOS.—Nervous prostration, with depression of spirits; profuse night-sweats; pale, wan and emaciated countenance; **loss of virile power**; habitual coldness and venous congestion of the extremities from debility, **sleeplessness** and loss of appetite; numb sensations.

SILICEA.—Confusion, difficulty of fixing attention. Yielding and anxious mood. Reading and writing fatigue; **cannot bear to think**. Sense of great debility, but patient can arouse himself; has grit, but soon tires and is compelled to rest.

KALI PHOS.—To restore lost nervous energy. Covers the whole field of neurasthenia.

NATR. MUR.—With sleeplessness, gloomy forebodings, **exhaustion after talking**; embarrassment of the brain.

CLINICAL CASES.**Kali phos. in Brain-fag from mental strain:**

Case of a man under great mental strain; engaged in literary work; nervous; worn-out; exhausted; inability to think. Prescribed *Kali phos.*; reported almost immediate relief, with amelioration of all the adverse symptoms. (J. B. Chapman.)

Silicea, 6x, in Brain-fag of school-girls:

Marie S., æt. 16, attending school, became very easily fatigued from study; must stop frequently during exercises, on account of tiring; compelled to rest; cannot think clearly; cannot bear to think; becomes confused during recitations, because she cannot concentrate her thoughts; wants to think, but cannot. Emaciation, accompanied by great debility. Advised taking out of school and change of scenery, and gave *Silicea*, 6x, a powder every four hours for one week. Discontinued a week, then continued for one week longer. Her mother reports her much improved in every way, and anxious to again resume her studies. (C. R. Vogel, M.D.)

BRIGHT'S DISEASE.

(See *Kidneys, Affections of.*)

NOT a word appears about the composition of human blood, or the necessity of keeping up a proper balance of the inorganic constituents of which it is chiefly composed and without which life cannot be sustained, in all the clinical cases, in all the books, lectures or papers printed or read on this subject. Medical writers tell you about the albumen in the urine, its quantity, the specific gravity of the urine, but not how to prevent it, or why such a condition prevails.

The Biochemic pathology of albumen in the urine is as follows:

Of the twelve inorganic salts in human blood, the phosphate of lime has an affinity for albumen. Albumen adheres to the molecules of lime phosphate, and is thus carried to the bone structure, and is used as a cement in building up the organic structure of bone, which is 53 per cent. lime.

Biochemists have clearly demonstrated the fact that when a deficiency in one or more of the cell-salts of the blood occurs, they are thrown out of the vital circulation; not all, but there is a tendency in that direction; and those salts find their way to the outer world, and each carry the organic matter for which they have an affinity or in which they are workers. If the deficient inorganic salt, or salts, with the particular organic matter having an affinity for it, reaches a membrane or orifice, or clogs in connective tissue, an irritation is caused.

When the phosphate of lime molecules fall below the standard in quantity, and are thrown out, they, of course, carry albumen with them; and if the combination reaches the outer world by the kidney route, a case of albuminuria is developed. Of course, the remedy is Calc. phos. in a high trituration. Commence with 6x and increase, if necessary,

on up to 200x. But the 30x will reach most cases if 6x fails.

Bright's disease is simply a chronic form of albuminuria. Nature, not having a sufficient supply of calcium phosphate, draws upon the potassium phosphate and leaves the patient with nervous prostration. Then, again, there is frequently a breaking up of the proper balance of water in the tissue, caused by the drain in carrying off the lime and albumen, which is always indicated by a frothy urine, or by bubbles rising on the urine.

From the foregoing statement of the case it follows that the principal treatment for Bright's disease is *Calc. phos.* and *Kali phos.*; also *Natr. mur.*, if indicated. Of course, complications may arise, where *Natr. phos.* (as in acid condition) is needed, or *Ferr. phos.*, for any inflammatory symptoms.

CLINICAL CASES.

Calc. phos. in Bright's Disease following Scarlatina:

I have had two cases of Bright's disease following scarlatina. Tube-casts were present. Albumen; general anasarca; heart weakness; retinitis; albuminuria. There seemed to be extensive destruction of tissue, and as the cases also presented a profuse desquamation, I gave them *Calc. phos.*, 6x, which speedily brought about a cure. (C. E. Fisher, M.D.)

BRONCHITIS.

The article on pneumonia explains fully the pathology of bronchitis. In one instance the organic matter decays and thus breaks down the plastic exudation, while in the cellular structure of the lungs, and in the other case (bronchitis) the viscid matter reaches the bronchial tubes before this partial decomposition takes place. Like symptoms call for the same remedies, whether the inflammatory conditions, or lesions, or accumulations of organic matter create a disturbance in one part of the body, or another.

FERR. PHOS.—In the **first stage of bronchitis** *Ferr. phos.* is the remedy for the febrile conditions, heat, fever, pain and

congestion. It should be alternated with the remedy indicated by the expectoration, until all inflammatory symptoms disappear. Inflammatory irritation of the bronchial tubes; short, painful cough, without expectoration. Breathing short and oppressive.

KALI MUR.—Should be given in the **second stage** in alternation with *Ferr. phos.*, when the **expectoration is thick, white, tenacious** phlegm, and tongue has a white or grayish-white coating.

KALI SULPH.—In the **third stage**, or stage of resolution, when the **expectoration is light-yellow, watery and profuse**, or greenish, slimy yellow; in alternation with *Ferr. phos.*, if febrile symptoms are still present.

SILICEA.—When the expectoration is thick, yellow, and heavy, pus falls to bottom of vessel. **Cough worse from cold drinks** and better from warm.

NATR. MUR.—Acute bronchitis, with characteristic **expectoration of clear, watery, frothy phlegm**. Chronic bronchitis, “winter cough,” with watery symptoms. Phlegm is loose and rattling, and sometimes coughed up with difficulty; at other times it swells up into the mouth, causing constant spitting. Patient is generally worse near sea-shore, from breathing the salt air.

CALC. PHOS.—Expectoration of albuminous mucus (not watery). Bronchitis in anæmic patients, with the above symptoms.

CALC. SULPH.—Mattery expectoration, or mattery mixed with blood.

NATR. SULPH.—Where exudation causes soreness and chafing. **Patient must hold his chest in coughing**. Asthmatic spells, worse towards morning. Worse in cold, damp, rainy weather.

CLINICAL CASES.

Ferr. phos. in recurring Bronchitis:

Lady Louisa has been subject to attacks of bronchitis for several winters; the first attack, of pneumonia, proving very serious. Her husband wrote to ask which of the bio-

chemic remedies should be given. *Ferr. phos.*, a dose every hour, and a few doses of *Kali phos.*, for exhausted condition, were steadily taken for a few days, and then *Ferr. phos.* and *Kali mur.*, alternately. Shortly after this I received a letter dated London, October 6th, in which she says: "I must write to thank you more than I can say, for your remedies have done me untold good. The doctor who has called yesterday states all the bronchial symptoms are gone."

Kali mur. and Ferr. phos. in chronic Bronchitis:

Archibald Herbert, suffering from chronic bronchitis, had an attack of pneumonia. An iron moulder by trade, he was exposed to great heat; he had laid down on a form in a state of perspiration, took a severe chill, and inflammation in the right lung set in. His case was a bad one, complicated by bronchial affection; fever high; cough distressing; a pain, deep-seated, in the right side; expectoration tenacious, rusty-colored. *Ferr. phos.*, in alternation with *Kali mur.*, a dose every half hour was taken for twenty-four hours, then every hour. For his prostration and sleeplessness, a few doses of *Kali phos.* were taken now and then. The improvement every way was very marked in two days. As the color of the sputa changed to yellow, he took *Kali sulph.* instead of *Kali mur.*; and as this condition was remedied, *Natr. mur.* and *Calc. phos.* completed the cure in little more than ten days. (From Schuessler.)

BURNS AND SCALDS.

KALI MUR.—Burns and scalds of any degree must be treated with this remedy, internally and externally. Moisten lint with a strong solution of the remedy. Apply the remedy frequently without removing the lint.

CALC. SULPH.—Second remedy, after *Kali mur.*, when suppurating.

NATR. PHOS.—Burns, with suppuration; also apply locally.

CANCER.

(See Tumors.)

KALI SULPH.—Cancer, painful, offensive discharge and discoloration.

CALC. PHOS.—Cancer in scrofulous constitutions.

NATR. PHOS.—Especially indicated in **cancer of the tongue.**

CLINICAL CASES.

Kali sulph. in Epithelioma of face:

William W., a factory worker, came to me on September 4th. He suffered from epithelioma, which was situated on the right side of the nose, almost immediately below the corner of the eye, and about the size of a two-shilling piece. The eye itself seemed to be sympathetically affected through the irritation of the discharge, which might have found its way into the eye from the edge of the eyelid, which, however, was not greatly destroyed. Be that as it may, there were conjunctivitis palpebrarum and bulbi, with dullness of the cornea. The ulcer at the side of the nose had existed for four years. At first, there was a slightly red spot, which was a little raised and swollen. Later on, it became covered with a horny-like scab, which after a time fell off and left a sore. This spread slowly, but steadily. The patient had through the whole time of its existence consulted a great number of doctors. He had also been treated for two months by a specialist for the eye, after it had become involved; but all without effect. *Kali sulph.* was now given him, a dose night and morning; and externally a lotion of *Kali sulph.* was used. After only a few days the inflammation disappeared. The ulcer began also to heal under the steady treatment. In a short time the sore had cicatrized so that only a speck was left, when the patient was able to resume work again. (Dr. S.)

Ferr. phos. in hemorrhage of Cancer:

Mrs. F., of Seattle, æt. 59; disease, cancer. A terrible hemorrhage from a large blood-vessel was controlled by the

use of *Ferr. phos.* in a solution of water and held on the wound by the use of a sponge, after futile attempts with allopathic styptic of carbolic acid, collodium, benzoic acid and tanin. (J. B. Chapman.)

Kali sulph. in facial Epithelioma:

Dr. Orth relates: Elizabeth F., a widow, æt. 70, consulted me on April 5th, on account of an epithelioma seated on the right cheek, reaching from the lower eyelid to the nostril. It was almost circular, and about the size of a florin. The epithelioma had existed for some years, and was at the stage of forming an ulcer, with hard base and callous edges. I ordered *Kali sulph.*, a powder every evening, and lint saturated with a lotion made of *Kali sulph.* for external application, to be changed frequently. On May 6th I noticed that the ulcer had visibly diminished, and on May 23d the ulcer had cicatrized to the size of a six-penny piece. A few days later the lady left to return home, and I regret I have not heard from her since.

CARBUNCLE.

(See *Abscess.*)

FERR. PHOS.—In first or inflammatory stage of carbuncles, for heat, pain, congestion and fever; will often abort suppuration.

KALI MUR.—In the second stage of carbuncles. If given in alternation with *Ferr. phos.*, the smelling will very often disappear and no suppuration ensue.

CATARACT.

(See *Eye, Diseases of.*)

CALC. PHOS.—In checking the progress of cataract, it has appeared to be of decided service, and will be of value when the following symptoms are present: Headaches, especially of the right side, pain around the right eye, aching pain in the right eye, tired feeling of the right eye. These have all been relieved by *Calc. phos.* Other symptoms

noted were: **Eyes feel stiff and weak**, dizziness, rheumatic pains, etc. (Norton.)

CATARRH.

The word catarrh is from the Greek, and means "*to drop down*;" therefore, the word itself conveys no idea whatever as to its pathology. Sometimes—quite often—when a deficiency in certain salts occurs, the organic matter controlled by them is thrown out through the nasal passages.

Natr. mur. controls water; hence, a deficiency in that salt causes a watery discharge. Kali mur. controls fibrine, and a deficiency in that salt causes a fibrinous discharge, known by the exudation, being whitish, sticky, viscid, etc.

An albuminous exudation indicates a lack of the lime phosphate, because the particles of that salt contract albumen.

Potassium or Kali sulph. works in oil. A yellow exudation indicates an oily substance, oil, albumen, fibrine, water, etc., caused by a lack of the potassium molecules. (See article on Exudations.)

FERR. PHOS.—First or **inflammatory stage**, or cold in head; **takes cold easily** (with *Calc. phos.*). Catarrhal fever. Congestion of nasal membranes.

KALI MUR.—**Second stage** of catarrhal troubles, **with white, thick, tenacious phlegm** (not transparent). Catarrhs of the head, with stuffy sensations, with whitish or gray-coated tongue. Dry coryza.

NATR. MUR.—Catarrhs of the head, **with watery, transparent discharges**, poor in albumen. Catarrhs of anæmic patients, with frothy discharges, sometimes having a watery taste. **Chronic catarrh**, with the above symptoms. Bronchial catarrh, with frothy mucus. Influenza, with sneezing and watery symptoms. Dry catarrh.

CALC. PHOS.—*Calc. phos.* is one of the most important remedies in the treatment of catarrhal affections, especially of anæmic persons and chronic cases. **Catarrh**, when the **discharges** are rich in albumen, transparent, **like white of egg**, before it is cooked. *Calc. phos.* has also a tonic action

and is very beneficial as a preparatory remedy, or intercurrently with the chief remedy.

KALI SULPH.—Catarrhs in the **third stage**, or stage of resolution; generally follows after *Kali mur.*, if the **expectoration** or secretions are **yellow, slimy or watery** matter; thin, yellow discharge from the nose. In catarrhal conditions, when the skin is dry and hot, in alternation with *Ferr. phos.*, to promote perspiration. Symptoms worse in a warm room or in the evening.

CALC. FLUOR.—Catarrh of head, stuffy cold or dry coryza. **Bronchial catarrh**, when tiny, yellow lumps of mucus are coughed up with difficulty. *Ozæna*. Diseases of the nasal bones, with very offensive odor; *Calc. fluor.* will take away the odor,

CALC. SULPH.—Thick, yellow, mattery discharges, sometimes mixed with blood.

KALI PHOS.—*Ozæna*, with **foul, offensive discharge**; other characteristic symptoms correspond.

NATR. PHOS.—Catarrhs, with acid conditions of the system (intercurrently). Note also coating of the tongue, and the creamy, yellow discharge.

NATR. SULPH.—Nose-bleed during menses. *Ozæna syphilitica*; worse every change from dry to wet weather. **Catarrhs** of mucous membranes **in general**, characterized by a tendency to profuse secretion of greenish mucus. This is the tissue remedy for **la grippe**, since the disease is caused by an excess of water in the cellular fluids.

MAGNES. PHOS.—Loss or **perversion of the sense of smell**. Alternate dry and loose coryza. Gushing flow from nostrils.

SILICEA.—“*Ozæna*, with **fœtid, offensive discharge** from the nose, when the affection is seated in the submucous connective tissue or periosteum; also syringe with a solution of the remedy.” (Dr. Walker.) **Excessive, chronic dryness** or ulceration of the edges of the nostrils. **Itching of the tip of nose.**

CLINICAL CASES.**Kali sulph. restored the Senses of Taste and Smell:**

Case of thick, yellow, offensive ozæna, with watery discharge; has been affected with it for eighteen months; has lost taste and smell; left nostril worse. Catamenia occurs every three weeks. Takes cold very easily; still-born child three years ago. Gave three doses of *Kali sulph.*, 12x, in water, to be taken once a week. In one month reported catarrh entirely well; has regained much of lost senses of taste and smell. (W. P. Wesselhoeft, M.D.)

Kali sulph. in Catarrh involving Antrum of Highmore:

Case of gentleman; light complexioned. About once a week a thick, dark-brown, semi-fluid accumulation of pus formed in the left upper nostril; on being blown out it emitted a terrible stench. About a month previous a piece of carious bone was taken from the antrum of Highmore, through an upper left alveolus, from which a tooth had been drawn. *Calc.*, *Silicea*, and several other remedies, proved inefficacious. Three weeks after, having taken *Kali sulph.*, 6x, in water, morning and evening a tablespoonful for four days, nothing more remained of the discharge, and the alveolus closed so that no probe entered. (W. P. Wesselhoeft, M.D.)

Natr. phos. in Post-nasal Catarrh:

Dr. H. Goullon (*Pop. Zeitschrift*) praises *Natr. phos.* in chronic post-nasal catarrh, giving as indications the golden-yellow exudation and yellow tongue, etc., and relates a case cured by *Natr. phos.* after *Kali bich.* had failed, as well as everything else, and the patient had become hypochondriacal.

CEREBRAL CONGESTION.

(See *Brain.*)

CLINICAL CASES.**Ferr. phos. in Cerebral Congestion from overeating:**

Drug: *Ferr. phos.* (potency not mentioned). History of case: Cerebral congestion, caused by excessive eating and drinking, followed by cold. Clinical symptoms: Headache.

Pain running from left ear to nape of neck. Movement of right hand and arm difficult. Pulse full and hard. Remarks: *Ferr. phos.* given, with prompt disappearance of symptoms in one night.

Ferr. phos. and Natr. sulph. in Cerebral Congestion of children:

Having a case that interested me very much, as one yielding quickly to the lower potencies, I thought I would report it. On Friday morning, August 5th, my little boy, 11 years old, was taken with a violent fever, and rush of blood to the head, accompanied with severe pain in the back of the head and neck. I immediately commenced giving the *Ferr. phos.* and *Natr. sulph.*, alternately every half hour, a small powder dry on the tongue, and to temporarily ease the pain I sponged the back of his head and neck with cold water quite often. I gave *Ferr. phos.* for the fever, *Natr. sulph.* for the tendency of blood to the head. I followed this treatment steadily until Sunday morning, when the fever had completely left him, and until the congestion of blood had stopped. He was as well as ever, excepting a trifle weak. It was the first severe case of the kind I have had; and I felt more elated over the triumph of the tissue remedies when I knew that a leading allopath physician of the city had lost last year one patient having the same disease, and another in bed with it for over two months, who will only finally recover on account of his strong constitution.

CHICKEN-POX.

FERR. PHOS.—For the febrile conditions connected with this disease, alternated with the remedy indicated by the tongue or eruption.

KALI MUR.—Second stage, with white or grayish-white coated tongue.

NATR. MUR.—With corresponding watery symptoms, drowsiness, stupor, etc.

CALC. SULPH.—When the nature of the eruption indicates this remedy.

CHLOROSIS.

(See *Anæmia*.)

CHOLERA.

CHOLERA is a Greek term, and is derived from *chole*, or bile. It is now used in medicine as indicating one of two or three forms of disease, characterized by purging and vomiting, followed by great prostration. I will not enter into an explanation of the symptoms of the different phases or degrees of cholera, cholera morbus, bilious cholera, etc., but take up the true or Asiatic cholera, which is fatal in from two to three patients out of five.

The biochemic pathology and materia medica does not deal with names, microbes or specific poisons in the blood, but with deficiencies and the cause of deficiencies. Cholera is a condition characterized by violent emesis, diarrhœa, abdominal pains and cramps. But this is not a diagnosis clear enough to base the remedy on, according to Biochemistry. The character of the alvine discharges must be known. The discharge from the bowels resembling rice-water, with flocculent sediment, indicates a great disturbance in the gray matter of the nervous system, and, of course, breaking up the continuity of the molecules of water throughout the entire organism, or, more properly speaking, a deficiency in sodium chloride, without which water would be inert and could not be held in the blood. The chief cause of the acute attack is the breaking away of the water from the blood and blood-serum. But the primary cause is an over-supply of water in the blood, caused by an atmosphere heavily charged with water. Cholera does not continue in a temperature below seventy degrees, although cases of cholera sometimes appear after the weather becomes much cooler. The cause is produced by the moisture in the atmosphere during hot weather; for it is only those who have been exposed to a high temperature that ever yield to such conditions in a low temperature. Those who have not been exposed to a high

temperature do not yield, although they come in contact with a cholera patient. So, a high temperature must be the cause of cholera, and not germs. The inorganic salts do not kill germs: they supply the deficiency that produces the heteroplasm that produces the so-called cholera bacillus. Remember, the supply of sodium sulphate in the blood regulates the amount of water in the blood and the blood-serum; but should the blood receive more water from any source than there is sodium sulphate present to eliminate, an abnormal condition prevails, because the blood must furnish the nerves, muscles and all tissue of the body that it has in hand. If certain conditions are favorable, the patient with too much water in the blood will have simple chills and fever, the chill being simply a spasm of the nervous, muscular and vascular system to throw out the excess of water in the blood, and the fever following being the result of rapid circulation, caused by the effort to carry oxygen to all tissue of the body to supply the deficiency caused by the chill. (See article on Malaria.)

Now, if the amount of water in blood be still greater, and from certain combination of causes be discharged through the bowels, a watery diarrhœa or cholera is the result. The liver seems first to empty its contents, the bile having become thinned by the excess of water in the system. The first discharges in cholera are colored with bile, but later on the discharge becomes clear or colorless. All the outlets of the body seem to be closed against the outflow of water, except the bowels. The urinary secretions become dried at their source, and the pores closed.

As long ago as 1852 Peyton wrote that "very remarkable effects have been found to follow the injection into the veins of a dilute solution of saline matter, resembling, as nearly as possible, the *inorganic salts of the blood, which have been drained away.*"

Natr. sulph. is a preventive of cholera, because it regulates the water in the blood, and should be taken in hot weather, especially in low districts, because the moist air is found there.

Cholera, malaria, etc., do not prevail in a high altitude. It is the damp air, or water in the air, that causes these conditions, and not swamps, poor drainage, miasma, etc. For, the same people, living in the same locality, cease to suffer from these complaints as soon as the temperature falls below seventy degrees; or, in other words, as soon as the atmosphere becomes dry, these symptoms disappear.

The germ-theory must go. The great Dr. Koch, in 1877, went to India during the cholera epidemic to search for the cause of cholera. A microscopic examination of the cistern-water (it had never been examined before), revealed bacilli resembling sticks, which he named comma bacilli, and sagely concluded he had found the cause of cholera. The fact, or supposed fact, that the cause of cholera had been discovered, was telegraphed to earth's remotest bounds, and the fattened calf was killed and Koch immortalized, but nothing was found to kill the comma bacillus and let the patient live.

After the scourge subsided, because of a lower temperature, some doctors, who were skeptical about the microbe business, went down to India to look for Koch's cholera germ, and found him alive and enjoying good health in the cistern-water, but he refused to bite any more.

The fact is, these microbes are found in the excreta of the patient suffering from an ordinary attack of diarrhoea. They are the product of decaying organic matter, and do not cause disease. I predict that twenty years hence quarantine will be unknown in all the world, for the cause of disease will be fully understood, and the cure be in every man's hands. Treatment of cholera, with tissue remedies, is as follows:

Preventive: *Natr. sulph.*; at commencement of disease, *Ferr. phos.* and *Kali sulph.*; for cramps, *Magnes. phos.*

After a case has progressed two hours or more, *Ferr. phos.*, *Kali phos.* or *Magnes. phos.*, in combination, and *Natr. mur.* in alternation.

Dose should be given every five minutes, and the patient be urged to drink as much hot water (just plain, common, hot water) as possible. A copious injection of hot water

should be given every hour until relief is obtained, which will be in from two to four hours. A half teaspoonful of salt should be added to each quart of water. The moment there is a favorable change, give light nourishment, but *no stimulants*.

The lower potencies act best in acute bowel troubles. From 1x to 6x will meet all cases.

Do not take it for granted by any means that you have a dread monster to grapple with which will, in all probability, destroy your patient, but realize you are only confronted by a condition caused by a deficiency of the inorganic salts of the blood. Go to work in earnest, and with faith in the omnipotent laws of nature and nature's God, according to the mode of procedure outlined in this article, and the terrors of the demon called cholera will disappear "like the baseless fabric of a dream."

FERR. PHOS.—For the febrile symptoms and vascular disturbance, in alternation with the chief remedy, *Kali phos.* **Cholera infantum**, with watery stools, from relaxed state of the villi not taking up the proper amount of moisture; child has high fever and stupor.

KALI PHOS.—Stools have the appearance of rice-water; very offensive. Collapse, with livid, bluish countenance and low pulse.

MAGNES. PHOS.—Cramps of the bowels and limbs in cholera. Vomiting and watery diarrhœa. "In cholera or any other bowel complaint, an injection of hot water, with the appropriate remedy, should be given at once. It will relieve spasms, clean the mucous membranes, cause normal absorption and greatly ameliorate all unfavorable symptoms." (Chapman.)

CLINICAL CASES.

Kali phos. cured Cramps and Diarrhœa:

Old man, attacked with severe vomiting and diarrhœa, cramps in calves, and rice-water discharges. *Kali phos.* cured. (Schuessler.)

Kali phos. in rice-water Stools:

An old man was attacked by a severe case of vomiting and diarrhœa, accompanied by exceedingly painful cramp in the calves. Evacuations had the appearance of rice-water. One dose of *Kali phos.* effected a cure after six hours. The speedy cure of this case of choleraic diarrhœa would justify the belief that *Kali phos.* is a specific against cholera. (Schuessler.)

CHOLERA INFANTUM.

(See *Diarrhœa.*)

CLINICAL CASES.**Ferr. phos., 3x, in Cholera Infantum:**

Mary B., 18 months old; green, watery stools, mixed with mucus, every few minutes, producing great weakness and emaciation. She rolled her head about as if it was too heavy; eyes half open; constant moaning or starting up in sleep; pulse rapid; respirations accelerated; complexion of a dirty, white appearance; watery vomit. *Ferr. phos.*, 3x, in hot water every hour for six or eight, then *Calc phos.* in alternation, every hour, cured the case completely in less than two weeks. (C. R. Vogel, M.D.)

CHOREA.

MAGNES. PHOS.—For the spasms, **involuntary movements** and **contortions of the limbs**, *Magnes. phos.* is the remedy. Mute, appealing looks for sympathy. This is the **chief remedy**.

CALC. PHOS.—To follow *Magnes. phos.*, if relief is not obtained; also intercurrently **in scrofulous subjects**.

SILICEA.—Spasms, sleep disturbed by frightful dreams, distorted eyes, pale face, etc. If from worms, alternate with *Natr. phos.*

NATR. MUR.—In chronic cases, **if caused by suppression of eruptions**, twitchings jerkings of the limbs, etc. Note also the characteristic indications calling for this remedy.

NATR. PHOS.—If due to worms or if acid symptoms are present.

CLINICAL CASES.

Magnes. phos. cured Chorea:

David P., æt. 12. This case was the most fearful I ever saw for the thirty years I have been practicing. Disease: St. Vitus' dance (*Chorea*). This case was more after the type of the demon spoken of by Christ, "where the devil cast the demon sometimes into fire, and sometimes into the water."

It was simply impossible for him to keep still a moment—limbs and features distorted; sometimes he would fall to the ground in convulsions and gasp for breath, frothing and snapping—a devil in human form. This boy inherited a nervous constitution from his father, who was an habitual smoker and drunkard. This boy was the object of general remark, such as: "You can't cure that case, Doctor;" "You can't hope to save him," and "Oh! he is horrible to look at," etc., etc.

His treatment was *Calc. phos.*, as an intercurrent remedy, eight grains every morning, in a little water; *Magnes. phos.* and *Kali phos.*, fifteen grains each, in a glass two-thirds full of water, to be taken in alternation, by sips, until all was taken in one day; mixing and taking the same amount fresh every day. In six months was dismissed cured, and for the last eight months has not experienced anything of the above disease. (J. B. Chapman.)

Magnes. phos. in Chorea:

CASE I.—Artie P., æt. 13; St. Vitus' dance (*Chorea*). He could not get his hand to his mouth; very nervous; in appearance, very pale and weak. TREATMENT: *Calc. phos.*, as an intercurrent, in the morning; *Magnes. phos.* and *Kali phos.*, ten grains in two glasses half full of water, to be taken by sips, in alternation. In three months was dismissed, cured. (J. B. Chapman.)

CASE II.—Face and upper part of body affected; lateral and downward jerking of mouth; snapping of eyelids; sudden forward motion of head, and other irregular movements.

Better during sleep; aggravated at stool and by emotions. *Ignatia* failed. *Magnes. phos.*, 3x, for three months, produced gratifying results, but did not fully cure. Acting on Dr. Schuessler's advice, *Calc. phos.*, 6x, was given alternately with the *Magnes. phos.*; the former once daily; the latter twice. In one month the child was cured. (D. B. Whittier, M.D.)

CASE III.—Gertrude S., æt. 6, was admitted to the London Homœopathic Hospital on March 30, 1887. She had suffered from chorea during the preceding eight months, and the usual remedies for such conditions had been administered to her as an out-patient during the previous two months, with but small success. No definite cause was to be made out. The child did not suffer from worms, and there was no history of a fright. On admission, she twitched all over during her waking hours, but was quiet during sleep. She walked fairly well and could feed herself, but her speech was exceedingly defective. The heart's action was accelerated, but no abnormal sound was to be distinguished. Subsequently, however, a soft, presystolic, blowing sound was at times audible, as if the muscular fibres of the heart participated in the general spasms. The pupils were symmetrically dilated. *Magnes. phos.* was prescribed, two grains of the sixth decimal trituration. (Dr. John H. Clarke.)

COLD IN THE HEAD.

(See *Catarrhal Troubles*.)

FERR. PHOS.—First stage of cold in the head, with circulatory disturbances, **catarrhal fever**, congestion of nasal mucous membranes. Smarting in nasal passages; worse on inspiration; excellent for a **predisposition to take cold**; alternately with *Calc. phos.*, 3x, in pharyngeal catarrh, with characteristic white, frothy expectoration.

NATR. MUR.—Catarrhs and colds, with **watery, transparent, frothy discharges**. Chronic catarrhs of bloodless patients. The mucus has sometimes a salty taste. Colds causing vesicular eruptions, with watery contents, which

burst and leave thin crusts or scabs. Coryza, "running cold," with watery, clear, frothy discharge; worse on going into the cold or on exertion. Influenza. Epistaxis from stooping and from coughing. Posterior nares dry. **Loss of sense of smell.**

CALC. SULPH.—Cold in the head, with **thick, yellow opaque, mattery secretions**, frequently **tinged with blood**. It clears up the condition of the mucous glands. Nose-bleed.

COLIC.

Colic, from the Latin *colicus*, pertaining to the colon, is a severe griping pain in the bowels, but common usage applies the word to stomach pains and, more especially, to what is called "wind on the stomach" in infants.

Undigested food passing through the alimentary canal often produces pains, or undigested food may ferment and cause pains in the stomach; but the principal cause of wind-colic in infants is a lack of magnesia phosphate molecules in the fibres of the muscular coating of the stomach. A contraction of the muscles then occurs (nature's mode for asking for magnesia phosphate), which, of course, produces pain.

As a total collapse or contraction would produce death, gas is formed by the intelligence that controls our bodies, called nature, or natural law, which, by expansion, acts as a counter-force to the contraction or spasm. When the contraction is temporarily suspended, the gas is thrown off through the œsophagus; hence, the name wind-colic. As all spasms are caused by a lack of the molecules of magnesia phosphate, in either the muscle fibre or the white fibres of the nerve, the pathology of this disease is not hard to trace.

MAGNES. PHOS.—Colic of infants, with **drawing up of the legs**. Pain causes the patient to bend double. Flatulent colic, eased by friction, heat or belching of gas. Remittent colic, with crampy pain. Colic of new-born infants, without indigestion.

NATR. SULPH.—Bilious colic, with vomiting of bile; **bitter taste in the mouth** and **brownish-green coating on root**

of tongue. Flatulent colic caused by derangement of the liver. **Lead colic;** give the remedy quite frequently and in low triturations, 1x or 2x.

NATR. MUR.—In cases of bilious colic presenting the belching of *Carbo veg.* and the pains of *Diosc.* and *Coloc.*, I have found *Natr. mur.* to do excellent service.

NATR. PHOS.—Colic of **children, with worms** or symptoms of acidity, green, sour-smelling stools, vomiting of curdled milk, etc.

KALI PHOS.—Colic in hypogastrium, with ineffectual urging to stool; better bending double. Abdomen distended with gas.

KALI SULPH.—After *Magnes. phos.*, if that remedy fails. Pains resemble those of *Magnes. phos.* Abdomen feels cold; pain sometimes caused by excitement and sudden coldness shortly after; gas from bowels smells like sulphur.

FERR. PHOS.—Colic at the menstrual periods, with heat, quickened pulse, etc.

CLINICAL CASES.

Natr. sulph. in Clergyman's Colic :

One of the hard-working clergy of the metropolis was for several years subject to very frequent and very severe attacks of colic, always running into inflammatory character, violent vomiting, great tenderness of abdomen, restlessness, anxiety, misery. These attacks generally lasted from three days to one week.

More than a year ago it was ascertained that the **pain generally commenced in the right groin**, and thence spread over the whole abdomen. *Natr. sulph.* was given, the attack yielded immediately, and though he has had several threatenings, he has had no colic since. (Hering's "Materia Medica.")

Magnes. phos. and Natr. sulph. for bilious Colic :

Another case was that of a lady with bilious colic. I was sent for in the night, and for particular reasons did not go. I, however, sent what I thought would relieve her. Early

in the morning her husband was again at my office, saying she was no better, but suffering terribly. I gave him a different remedy, to be administered until I could get there. About half-past nine I arrived at the house and found her still suffering excruciating pains. Ascertaining that she had vomited bile and had a very bitter taste in her mouth all the time, I administered *Magnes. phos.* and *Natr. sulph.* in alternation. In a short time after taking, she said she was considerably relieved for the first time since eleven o'clock in the night. In about five minutes she had a free movement of the bowels, and she continued to improve, and was up and about the next morning.

Natr. phos. in Colic from oversecretion of lactic fluid:

Woman, æt. 50; suffered for two years from gastralgia and enteralgia, attacks lasting several days; at each attack vomiting of a fluid as sour as vinegar. Two allopaths had treated her in vain, diagnosing the affection as cancer of the stomach and wandering kidney. My diagnosis was oversecretion of lactic acid. *Natr. phos.*; improvement set in in two days, and in a few weeks was entirely cured. (Schuessler.)

CONCUSSION OF THE BRAIN.

FERR. PHOS.—For the febrile disturbances.

KALI PHOS.—Dilated pupils. **Depression of function of the brain-cells.** Asthenic conditions.

MAGNES. PHOS.—**Concussion of the brain when optical illusions follow.**

CALC. PHOS.—Intercurrently with the chief remedy or with numb sensations.

CONSTIPATION.

Constipation may be caused by a deficiency of sodium sulphate or sodium phosphate in the fluids of the liver causing an inspissation of bile, or a lack of potassium chloride causing a lack of bile or a deficiency of sodium chloride, which would cause an uneven distribution of water.

A certain amount of water is required to carry on the process of eliminating the waste from the body through the alimentary canal, and there must be a proper balance of sodium chloride in order to properly distribute the water in the organism. Constipation is sometimes caused by a relaxation of the villi of the small intestines, or the mucous membrane of the colon, due to a lack of elastic fibre, which lack is due to a deficiency of calcium fluoride molecules.

The molecular action of this salt being disturbed, elastic fibre cannot be manufactured from the organic albuminous substances in sufficient quantities, hence the sagging of the mucous lining of the intestines, thereby obstructing the canal and thus preventing a free passage of the feces.

FERR. PHOS.—Constipation, owing to heat in the lower bowel (rectum) causing a hardening of the feces. Piles, prolapsus of the rectum, or inflammations of the vagina or uterus often cause this condition. Stools very dry.

KALI MUR.—Costiveness, with light-colored stools, from torpidity of the liver and want of bile. **Constipation, with white or grayish-white coated tongue**, when fat or pastry disagrees. Eyeballs have a protruded appearance.

KALI PHOS.—**Stools dark-brown**, streaked with yellowish-green mucus. Paretic condition of rectum and colon.

NATR. MUR.—Constipation, when caused from lack of moisture in the intestinal tract. Dryness of the bowels, with watery secretions in other parts, watery eyes, excess of saliva, watery vomiting, etc. **Constipation, with water-brash** and dribbling of saliva during sleep. Dull, heavy headache; hard, dry stools, difficult to pass. **Torn, smarting feeling after stool.** Injections of hot water, with a little salt, will usually overcome this condition if persisted in.

CALC. FLUOR.—**Inability to expel feces** requires *Calc. fluor.* This is due to a relaxed condition of the rectum, allowing a too large accumulation of fecal matter. "This is frequently met with after confinement, when all the pelvic muscles are relaxed." (Chapman.)

CALC. PHOS.—Hard stool, with occasional pieces of albuminous mucus.

NATR. PHOS.—Constipation of infants, with occasional attacks of diarrhœa; an excellent laxative when given in large doses.

NATR. SULPH.—Hard, knotty stools, sometimes streaked with blood. **Difficult to expel soft stools.** *Natr. sulph.*, in massive doses, acts as a cathartic.

SILICEA.—Loss of power of expulsion; **feces recede after being partly expelled.** Constipation of poorly-nourished children.

CLINICAL CASES.

Kali mur. in Constipation from sedentary habits:

Mr. K., æt. 30, had been constipated for several weeks, owing to sedentary habits; a movement of the bowels would not occur unless an injection or heavy cathartic was taken. Stools hard, small and difficult to expel. Diagnosed torpid liver and deficiency of bile; prescribed *Kali mur.*, 6x, a ten-grain powder each evening; next morning there was a natural evacuation, and by continuing the remedy, satisfactory results were obtained. (J. B. Chapman.)

Silicea in Constipation following confinement:

Mrs. H., æt. 26; mother of three children; constipation since birth of last child, three months ago. Cathartics had failed. The stools were hard and dry, were partially expelled with much straining, and then receded into the rectum. *Silicea*, 30x, cured in four doses, taken night and morning. (I. P. Johnson.)

Natr. mur. in congenital Constipation:

Dr. Gross, the pupil of Hahnemann, relates a very remarkable case of chronic constipation cured with *Natr. mur.*, 30x. The patient, a boy, æt. 11, born of scrofulous parents, has an idiotic brother; patient himself mute and almost an idiot. The poor creature suffered with constipation from birth. Would go three to four weeks without stool. After a course of *Natr. mur.*, 30x, the constipation was entirely cured.

(Full report of the case found in Strong's "Constipation," page 72.)

Silicea in "The Bashful Stool":

A very marked case of constipation, in which the efficacy of *Silicea* was demonstrated, is reported by Dr. C. R. Vogel. The patient was a child 11 years old; thin, scrawny, poorly nourished; profuse sweating of the head; bowels constipated, great straining at stool; protruded feces, of hard lumps, recede suddenly into the rectum. The "bashful stool" of Dr. A. L. Monroe. *Silicea*, 30x, one powder once a week, for four months, with good, nourishing food and an occasional flush of the colon, has cured the case.

CORYZA:

(See *Catarrh*.)

KALI MUR.—Catarrh, when there is white phlegm, thick, not transparent. Dry coryza. **Stuffy cold in the head, with a whitish-gray tongue.** Adherent crusts in the vault of the pharynx. In the purulent stage of acute nasal catarrh. *Kali mur.* has proved to be the most satisfactory remedy in **acute inflammations of the nasopharynx** in which there is a decided **burning dryness**. The appearance is that of redness, with marked thickening, almost as though the mucous membrane were solidly infiltrated. Hawking of mucus from posterior nares. Syphilitic ozæna.

NATR. MUR.—Coryza, "running cold," with clear, watery, frothy discharge; aggravation from going into a cold atmosphere and from exertion; relieved by cool applications.

CLINICAL CASES.**Natr. mur. in recurring Coryza:**

Miss S., æt. 48, has suffered for the past ten years, following an accident, from a coryza that was peculiar and had regular periods of exacerbation. It appeared twice a week, lasted one or two days, and began with slight shuddering in the back and thirst. It was always worse from 10 to 12 A. M. The discharge was watery and so profuse that she was compelled to use a towel instead of a handkerchief. Everything cool brought relief. Wet weather, fog, wet feet,

warmth and a warm room aggravated the condition. The attack was accompanied by sneezing that could be heard throughout the house.

On October 22, 1889, she received *Natr. mur.*, 10x, five powders; one to be taken every third evening. On November 5th she reported that she was much better, the attacks only lasting about an hour. The same remedy was prescribed, a powder once a week. On January 15th, 1890, she stated that during the past ten weeks she had been better than at any time during the past ten years, no sign of the malady having shown itself until the day before. It had then occurred in a much milder form than usual, in consequence of a cold she had taken. The remedy was given again.

CONSUMPTION.

(*See Phthisis Pulmonalis.*)

WHILE the word consumption, in its true meaning, has a wide scope, it is generally used to denote consumption of the lungs. The pathology of this condition is not difficult to trace. Either from repeated injury to the cellular structure of the lungs, from sudden changes of temperature, or breathing dust or impure air, or inherited tendencies, the blood is unable to furnish lung tissue as fast as it decays. By inherited tendencies we do not mean to infer that consumption is an entity that may be transmitted from parent to offspring, nor yet a germ that can be communicated from one to another. But a person with poor digestive and assimilative powers, or who is deficient in chest development or breathing capacity, will sometimes (not always) beget offspring with the same weakness or imperfections.

The destruction of lung tissue is caused: *First*, By a failure of the blood to furnish material to build it up as fast as it is thrown off by the natural process of waste. *Second*, By the injury done the lesions, produced by the decaying

vitiated organic matter that seeks an outlet by that route. This heteroplasm that to-day is coughed up, was yesterday albumen, fibrine, oil and other organic matter in healthy or normal condition, but the workmen, inorganic salts, not being present in sufficient quantities to use it in the general structure of the body, it was thrown out, and by the time it found its way to the lung-cells it became mixed with the fluids used as a vehicle to carry it, and the heat of the body caused ferments to arise, until we have the exudation of the consumptive. To call it tuberculosis or phthisis does not help matters any, and to ascribe the cause of this condition to the microbe found in this decaying mass of fermented matter is science gone mad.

The effect can never be the cause of anything. Nothing can decay, disintegrate or decompose without producing these infinitesimal micro-organisms. They are the true definition of the word decay.

FERR. PHOS.—Consumption, with **febrile symptoms**, such as fever, flushed face, etc. Breathing short and oppressed. **Cough dry and tickling** from irritation of the bronchial tubes, with soreness and pain in the chest. **Hemorrhage from the lungs, blood bright-red and frothy.** Expectoration streaked with blood. *Ferr. phos.* is an excellent remedy for bleeding from any part, if the blood be bright-red.

CALC. PHOS.—In **incipient consumption**, to lessen the emaciation (also cream and carbonaceous food). Should be given intercurrently in all cases of phthisis, for its tonic effect. Chronic coughs of consumptives. Cough, with expectoration of albuminous mucus. **Excessive perspiration** in phthisis.

CALC. SULPH.—Sputa mattery, sanious, mixed with blood, raised without effort.

NATR. MUR.—In consumption, when the **expectoration** is watery, **clear and frothy**, also bloody sputa. **In large doses to check hemorrhage**, alternate with *Ferr. phos.* General weakness and prostration after exertion. Mucus in the chest, loose and rattling. Patient worse in a salty atmosphere. Chronic cough in phthisis, with frothy sputa.

SILICEA.—A most important remedy in phthisis, as it embraces most of the symptoms of this disease, especially those of the latter stages. Profuse easy expectoration of thick, greenish-yellow, foetid pus, with sweetish insipid taste in the mouth. **Profuse night-sweats**, burning of the soles of the feet, hectic fever, etc. Constipation. **Very offensive foot-sweat**. Cough is loose and rattling, with profuse expectoration.

KALI SULPH.—Consumption, with expectoration characteristic of this remedy; mucus slips back and is generally swallowed. **Skin is harsh and dry.**

KALI MUR.—**Thick, white expectoration, white or grayish-white coating on tongue.**

KALI PHOS.—Shortness of breath, putrid sputa. **General weakness and prostration.**

NATR. SULPH.—Cough, with purulent expectoration and general symptoms indicating this remedy.

COUGH.

(See *Pneumonia and Consumption.*)

KALI MUR.—Loud, noisy, stomach-cough, with white or grayish-white coating on the tongue. Cough, with **expectoration of thick, milky-white, tenacious phlegm**. Short, acute cough, like whooping-cough. Croupy, hard cough, with white-coated tongue; croup-like hoarseness. Hard cough, with protruded appearance of the eyes and corresponding tongue symptoms.

FERR. PHOS.—Short, acute, **painful cough**, with **soreness in the lungs**; expectoration absent. Cough, tickling, from irritation of the bronchi. Hard and dry cough, with soreness from cold, without expectoration.

MAGNES. PHOS. — **Whooping-cough, for the spasmodic symptoms**; alternate with *Kali mur.* Spasmodic cough. Paroxysms of coughing, without expectoration; lungs feel sore and painful from the strain and exertion of coughing. Hot drinks give temporary relief. True spasmodic cough should not be confounded with the apparent spasmodic

cough of *Kali mur.*; the color of the tongue will usually be a safe guide.

KALI SULPH.—Cough in which the **expectoration is slimy, yellow or watery matter**; always worse in a warm room or in the evening; relieved in the cool, open air. Cough, when the mucus slips back and is generally swallowed. Hard, hoarse cough, like croup, with **weary feeling in the pharynx**.

KALI PHOS.—Cough from irritation in the **trachea**, which **feels sore**. **Expectoration thick, yellow, salty and fœtid**. Chest sore.

NATR. SULPH.—Cough, with a sensation of all-goneness in the chest. Muco-pus; **thick, ropy and yellowish-green expectoration**; must press upon chest to relieve soreness and weakness.

SILICEA.—Cough in phthisis, with thick, yellowish-green, profuse expectoration of sweetish, greasy taste. Cough caused by cold drinks. Morning coughs of consumptives. **Cough in consumption, worse on lying down** or on rising in the morning. Sputa has offensive odor and falls to the bottom of vessel containing water.

CALC. FLUOR.—Cough, with tickling in the throat from elongation of the uvula or mucus dropping from the posterior nares. Cough, with expectoration of tiny, yellow, tough lumps of mucus, sometimes smelling badly.

NATR. MUR.—Cough, with expectoration characteristic of this remedy; watery, tasting salty. Cough, with excess of watery secretions from the eyes, nose and mouth. Chronic coughs, with the above symptoms, often accompanied by dryness of other mucous membranes, constipation, etc.

CALC. PHOS.—Cough, with albuminous expectoration like white of an egg. Intercurrently in all coughs of consumptives.

CALC. SULPH.—Cough, with sanious, watery sputa.

CLINICAL CASES.

Calc. phos. for Cough in malnutrition of infants:

Child, æt. 18 months; could not walk; fontanel open, and a short, irritating, troublesome cough; no expectoration. Had

been under a good physician, but without relief. In despair, the parents decided to try the tissue remedies. The father said: "If you can cure that cough, I will believe medicine is a science." I believed the cough arose from a deficiency of lime phosphate, so prescribed *Calc. phos.* In three weeks the cough had entirely disappeared, and the child began to walk.

Natr. mur. in Coughs of Pneumonia :

In the short, dry, tickling, inflammatory cough, so often seen in pneumonia or fever cases, *Natr. mur.* will often give relief after *Ferr. phos.* fails. The action of the remedy, in many cases, was remarkable, the patient coughing but once or twice after taking it. (J. B. Chapman.)

Kali phos. for subacute Laryngitis :

Dr. J. A. Biegler reports, in the *Trans. I. H. A.*, 1888, a case of subacute laryngitis cured by *Kali phos.*, 30x. The prescription was given "as a forlorn hope," because the case came late under the treatment, with weakness, pale, bluish face, etc.; speech slow, becoming inarticulate; creeping paralysis, and because Grauvogl says: "We know that the oxidation processes, the change of gases in the respiration, and other chemical transformations in the blood, are brought about by the presence of *Kali phos.*"

Magnes. phos. in spasmodic Cough :

Dr. F. W. Southworth reports two cases of spasmodic cough promptly relieved by *Magnes. phos.*, 4x and 6x, respectively, the leading indications being its spasmodic character, worse on lying down and at night, and on breathing cold air; better on sitting up; tightness across the chest. The second case had spurting of urine when coughing.

Ferr. phos. for Cough, with emissions of urine :

Dr. Fisher was consulted by a lady (*enceinte*) who was suffering from a cough which caused great inconvenience, as with every cough there was emission of urine. *Ferr. phos.* cured her very speedily. A short time ago the lady, under

similar circumstances, was again troubled with a cough. *Ferr. phos.* this time also cured her speedily. (Schuessler.)

CROUP.

The article on diphtheria will give the pathology of croup. There is no difference in the cause of these two diseases.

But in croup the fibrinous exudation accumulates in the mucous lining of the larynx and trachea, while in diphtheria it attacks the thymus gland and tonsils. The treatment is the same in both cases.

Cut off the supply of organic matter that is causing the trouble, by furnishing the blood with the lacking materials of *Kali mur.*, to take up the fibrine and diffuse it through the blood—carry it to the various tissues of the body, and thus prevent further accumulation at the seat of disease.

KALI MUR.—The **principal remedy in croup**, for the membranous exudation; **frequent doses**. Alternate with *Ferr. phos.*

FERR. PHOS.—Alternate with *Kali mur.*, for the fever, hurried and oppressed breathing, etc.

CALC. FLUOR.—If *Ferr. phos.* and *Kali mur.* do not suffice, give *Calc. fluor.*; also *Calc. phos.*

CALC. PHOS.—Intercurrently with the remedies indicated, or after them, if they fail to act.

CALC. SULPH.—After the **stage of exudation**, with characteristic indications for the use of this remedy.

KALI PHOS.—When treatment is delayed too long and there is danger of collapse; **nervous prostration**; pale, livid countenance. Alternate with *Kali mur.*

CLINICAL CASES.

Kali mur. for the Exudation:

I have had occasion to treat quite a number of croup cases, and it has been my experience that, if taken in time, *Ferr. phos.* and *Kali mur.* is all that is required. *Ferr. phos.* controls the febrile conditions, while *Kali mur.* regulates the exudation. A gargle of *Kali mur.* is very beneficial, when practicable.

Kali mur. in spurious Croup:

D. R., a boy of 7 years, who took spurious croup whenever there was a sharp, keen northeast wind, having had, a few years before, a very severe attack of true croup; this autumn had again an attack, with fever, and a loud, barking cough.

Aconite and liver of sulphur, which had been recommended by so many authors against croup, produced no change whatever, so that I prepared myself, in the case of this boy, for a continuance of the affection, as usual, for several days. The nights especially were very restless, with much coughing, rough and hard, so that his relatives were very anxious. There were dry heat and great oppression present. I changed my *Hep. sulph.* for *Kali mur.*, and gave every two hours a full dose. After a few doses the cough became loose, lost completely the barking sound, and the whole of the following night my little patient slept quietly, so that on the following morning he awoke able to get up, quite lively and well. (Schuessler.)

DELIRIUM.

It will only be necessary, under this head, to give the pathology of delirium tremens, as the remarks under the head of "Brain" will be sufficient for other purposes.

Delirium tremens, or *Mania a Potu*, is caused by an uneven distribution of water. When any substance is taken into the human organism that is not needed in its economy, an effort is at once made to get rid of it.

Water is always used as the vehicle to carry off the waste from the system, or to eliminate intruders. When alcoholic drinks are taken, the water in the system is called upon to wash out the poison, as it has no place in the organization of man. Water itself is inert in the human body until it is vitalized with the molecules of sodium chloride; *i. e.*, without this salt, water would not act as a carrier.

A person, by the continual use of alcoholic drinks, breaks up the molecular action of sodium chloride, and thus dis-

turbs the continuity of water in the tissue. A lack of water takes place along the spinal column, spinal cord, solar plexus and nape of the neck, and too much water accumulates at the base of the brain, and, by pressure on nerve centers, produces the hallucinations and delirium.

KALI PHOS.—Delirium tremens; the horrors of drunkards; fear, sleeplessness, restlessness and **suspiciousness; rambling talk; endeavors to avoid imaginary objects.** Alternate with *Natr. mur.*

NATR. MUR.—Delirium occurring at any time, with low muttering, starting of the body, wandering delirium, **frothy bubbles of saliva on the tongue.** Delirium tremens. Delirium occurring during a low run of fever. "*Natr. mur.* must be given for the purpose of restoring the normal consistency of brain substance, which, in this disease, is disturbed." (Walker.) Alternate with *Kali phos.*

FERR. PHOS.—If fever be present; intercurrently or alternately with the chief remedy.

CLINICAL CASES.

Natr. mur. in Delirium Tremens:

I was consulted by the relatives of a man suffering from delirium tremens. I ordered *Natr. mur.* A complete cure followed speedily. *Natr. mur.* is the principal remedy, as delirium tremens is caused by a disturbance of the balance of the molecules of sodium chloride and molecules of water in some portion of the brain. (Schuessler.)

DENTITION.

So much has already been said about phosphate of lime in bone tissue, that it will hardly be necessary to urge its use in teething, or show how a deficiency of the salt causes all the troubles arising from poor development of the teeth. The enamel of teeth is composed principally of the fluoride of lime, and when the edges of the teeth are ragged or the surface rough, this lime-salt should be administered.

CALC. PHOS.—*Calc. phos.* is the **chief remedy** in teething disorders, to supply material for the bony structure; it promotes the easy cutting of teeth. **Teething**, when **too late or retarded**. Troublesome ailments during teething; open fontanelles; slow in learning to walk. If women are known to bear children deficient in the lime-salt, and subject to troublesome teething disorders, they should take occasional doses of *Calc. phos.* during pregnancy, to overcome this tendency.

MAGNES. PHOS.—**Chief remedy for the convulsions and spasms of defective dentition.** Alternate with *Calc. phos.*, to remove the cause. Give in hot water; frequent doses.

FERR. PHOS.—When fever is present.

CALC. FLUOR.—Is sometimes necessary, especially when the enamel of the teeth is deficient.

SILICEA.—In teething troubles, with **much sweat about the head**, alternately with *Calc. phos.*

NATR. MUR.—When there is dribbling (drooling) of saliva from the mouth, when asleep or awake.

CLINICAL CASES.

Ferr. phos. in Dental Irritation:

Child, 18 months old; hot skin; cheeks highly flushed; sparkling eyes; pupils dilated, and extreme restlessness and irritability. *Ferr. phos.*, 6x trit., in water every hour. The first dose had a decided quieting effect, the child going to sleep shortly after taking it, and the cheeks becoming much less flushed. A few repetitions of the remedy entirely removed all the dental irritations. (Wilde.)

Calc. phos., 3x, in Dentition:

Child, 18 months old, had cut but two lower lateral incisors, and the molars of lower and upper jaw. Thin, poorly nourished, "pigeon-breast" chest; hard to learn to walk; general lack of osseous development. Gave *Calc. phos.*, 3x, three times a day, thirty powders, corrected nourishment, prescribed cod liver oil. Did not see the case again for three months, when I hardly recognized my scrawny patient.

Had now all the incisors, the molars and the "stomach" teeth were beginning to show. Continued treatment as before. (C. R. Vogel, M.D.)

DIABETES MELLITUS.

SEARCHING for a rational explanation of the cause and cure of disease, the student is an object of pity. Honestly desiring to obtain data whereby he may benefit his fellows by restoring the sick to their normal condition, he is met at every turn by vague conjectures, wordy explanations that do not explain, and reports and clinical cases that simply show the dense ignorance of the age in regard to the true pathology.

Suppose the medical student wishes to learn the underlying cause of the disease or condition called diabetes mellitus (I pass sugar), and reads the latest thoughts of the day, what does he find? Ebstein will tell him that "the diminished elimination of CO_2 , which is characteristic of diabetes, is the cause of the large sugar production, because, in health, the action of the diastatic ferment upon glycogen is held in check by the CO_2 ." Catani declares that "the diminished CO_2 is the result and not the cause of the diabetic; there is less CO_2 because there is less combustion of glycogen." And, again, the student must be content that out of 1,004 cases of diabetes mellitus 837 were males and 167 were females. Arthur Fagge informs us that in order to have true diabetes we must not only have a rapid outflow of sugar from the liver, but also an increased formation of glycogen in the liver; but as the student is not hunting for diabetes, but for the cause and cure, he passes on in disgust. Professor James Anderson says: "We must go back to the nervous centres, central and local, by which this action is controlled. It must be remembered that there is both defect and excess, both paralysis and stimulation, underaction and overaction, at the same time."

Imagine a young doctor writing a prescription after reading the above.

Dr. G. Arthand thinks "that by irritating the centrifugal vagus nerve, different varieties of diabetes, such as insipidus, agoturic and glycosuric, can be produced." But I notice he fails to tell us how to cure these dreadful specimens of diabetes. The student will likely be careful not to irritate the centrifugal vagus nerve.

The French scientist, Lancereaux, thinks the pancreas must use its influence in some way to prevent diabetes, as he extirpated the pancreas of a dog and "diabetes immediately set in." It will probably seem strange to the student that nothing worse than diabetes "set in," but, as the dog only lived a few days, I suppose nothing else had time to set in.

Albert Robin wisely concludes "that diabetes is essentially characterized by the production of an abnormal amount of sugar through the exaggerated function of the hepatic cells." Well, what of it? Nothing. But Robin is not altogether correct in his learned conclusions, by any means; for we are informed in the "Annual of the Medical Sciences" that Jules Worms opposes the views of Robin and claims that "the theory of hyperglycogenesis has not been proved; because the experiments of Robin were made upon patients highly agoturic and highly glycosuric." Let us hope the patients were not aware of their condition. But, at any rate, that settles Professor Robin—and it ought to; he had no business to experiment on patients in such a condition.

Meyer, of Naples, Italy, says that "in eight cases of diabetes studied by him he has always been able to ascertain anatomical alterations more or less deep in one or more organs of the digestive system." Well, what of it?

P. Ferraro finds that "in the lungs of diabetics are morbid changes not due to bacilli." This is strange in the age of the festive bacilli and all-pervading microbe. I do not see how they are ever to be excused.

But, enough. What has Biochemistry to say about dia-

betes? Lactic acid is composed of carbonic acid and water, and must be split up on its way to the lungs. This is done by the catalytic action of sodium phosphate in the blood. Any deficiency of sodium phosphate will cause a disturbance in the water in the system by allowing an excess of lactic acid to accumulate. Nature, in her effort to eliminate the water, produces the symptoms called diabetes.

But while a lack of sodium phosphate is the principal cause of diabetes, the chief remedy is sodium sulphate, because it regulates the supply of water in the blood. Sodium sulphate also gives off oxygen, so necessary for the process of the decomposition of sugar, and thereby prevents its reaching the kidneys as sugar, and also thins to its normal consistency bile that has become inspissated from a lack of sodium phosphate.

If a case of diabetes has advanced to any considerable degree, the kidneys will have become inflamed by the lactic acid and sugar that passes through them. This injury to the tissue of the kidneys calls upon the red corpuscles of the blood for iron phosphate, which will in most cases cause a deficiency in that inorganic salt. Nature, in her efforts to supply iron, will probably draw on the nerve-fluid, potassium phosphate will be too rapidly consumed, and the patient suffers from nervous prostration.

The treatment, therefore, for diabetes mellitus is: The phosphates of sodium, iron and potassium, and the sulphate of sodium. For the great functional disturbance of nerve centers caused by the demand made on the blood for the potassium phosphate, producing sleeplessness and voracious hunger, Kali phos. is the infallible remedy. It establishes normal functional action of the medulla oblongata and pneumogastric nerve, which latter acts upon the stomach. For the great thirst, emaciation and despondency, give Natr. mur. It equally distributes the water in the system and quickly restores the normal condition.

The phosphates may be combined where two or more are indicated, but the sodium sulphate and sodium chloride

should be given in separate solutions. Where there is great emaciation or poor appetite, calcium phosphate should be given—a small dose after each meal.

In my opinion, diet is of little consequence in the treatment of diabetes, except as to the amount of food taken. The main object is to have the food digested. Diabetic patients should never overeat; better eat six times daily than overeat once.

Of course, a diet of fat meats or greasy food cannot be beneficial, for the very important fact that it overworks the liver, causes a deficiency and consequent thickening of bile and mucus and sometimes a crystallization of cholesterin in gall-duct, which give rise to symptoms called hepatic colic, jaundice, or bilious headache.

Use Biochemic remedies for diabetes mellitus, and you will not be disappointed in the result.

Mur 7 ✓ **NATR. SULPH.**—*Natr. sulph.* is the **chief remedy**. For its special action in this disease, see article above.

KALI PHOS.—*Kali phos.* is necessary to establish normal function of the medulla oblongata and pneumogastric nerve, which latter acts on the stomach and lungs; the symptoms arising from the disturbed action of these parts are nervous weakness, voracious hunger, sleeplessness, etc. Dr. Schuessler says that perhaps *Kali sulph.* and *Calc. sulph.* may also serve as diabetic remedies; while Dr. Walker asserts she has given *Ferr. phos.* and *Natr. phos.* as an additional tonic, with good results; *Natr. sulph.* was also given as the chief remedy in each case.

Mur 7 ✓ **FERR. PHOS.**—**Diabetes**, when there is a **quickened pulse** or when there exist pain, heat or congestion in any part of the system, as an intercurrent remedy.

CALC. PHOS.—Polyuria, with weakness, much thirst, dry mouth and tongue; flabby, sunken abdomen; craves bacon and salt. Glycosuria, when lungs are involved.

KALI MUR.—**Excessive and sugary urine. Great weakness and somnolence.**

NATR. MUR.—Polyuria; unquenchable thirst; emaciation; loss of sleep and appetite; **great debility and despondency.**

CLINICAL CASES.

Kali phos., Natr. phos., Natr. sulph., Magnes. phos., in Diabetes resulting from Conjugal Onanism:

Mrs. M., æt. 42, consulting me, declared that she passed nearly four gallons of urine in twenty-four hours; its specific gravity was 1040. I learned from her that the disease originated from a nervous shock (conjugal onanism). I cured that case in three months with *Natr. sulph.*, *Natr. phos.*, *Kali phos.* and *Magnes. phos.*, given according to the symptoms that I had to fight against. Having seen her three years after, the cure was perfect and no sign of relapse. (E. A. de Cailhol, M.D.)

Natr. sulph. in Diabetes:

From India reports have reached us, through the sheriff of Madras, of the cure of two cases of diabetes with Dr. Schuessler's remedy—*Natr. sulph.*

Natr. phos. for thirst and appetite of Diabetes:

Dr. E. B. Rankin reports a case of diabetes insipidus improving under *Natr. phos.*, 6x, in thirst, appetite and general strength; also in quantity of urine. However, no permanent result was obtained in this case. (*Southern Journal Homœopathy*, April, 1886.)

Natr. sulph. in Diabetes—treatment successful:

Schuessler notices two cures of this disease, communicated to him from Scotland, and one in which an Italian doctor employed successfully *Natr. sulph.* in diabetes. The details are wanting.

Natr. sulph. and Magnes. phos. in Diabetes of nervous origin:

I have had occasion to treat many cases of that affection that I consider of a nervous origin. The treatment that has always succeeded with me has invariably been *Natr. sulph.* and *Magnes. phos.*, 6x. The length of treatment has been from forty-eight hours to a week; one dose of each of these salts in alternation every hour. (E. A. de Cailhol, M.D.)

DIARRHŒA.

The cause of diarrhœa is generally found in an imperfect digestion and assimilation of food. The proper balance of the inorganic salts in the digestive fluids becomes disturbed, and non-assimilation is the result.

But diarrhœa in typhoid fever may be caused by the decaying organic matter, together with the waste tissue finding an outlet through the intestines.

FERR. PHOS.—Diarrhœa caused from a relaxed state of the villi or absorbents of the intestines, find a remedy in *Ferr. phos.* Owing to this relaxed condition, the usual amount of moisture is not absorbed. Diarrhœa, when the stools consist of undigested food. Diarrhœa caused by a chill. **Diarrhœas, with watery, frequent stools, fever and thirst;** alternate with remedies indicated by the color of stool. A copious injection of hot water, in the first stage of diarrhœa, will cleanse the mucous membrane and greatly aid in a cure. If caused from relaxed state of the villi, it will often produce a cure without recourse to medication.

NATR. PHOS.—Diarrhœa caused from excessive acidity; **stools are sour-smelling and green.** **Diarrhœas** of teething children, with the above symptoms; often **associated with worms;** note coating of tongue, which is yellow or creamy looking at the back part. Summer **diarrhœas,** with lack of digestive power or **from eating unripe fruit.**

CALC. PHOS.—One of the most valuable remedies for the diarrhœa of teething children, due to non-assimilation of food; alternate with remedy indicated by color of stool. **Diarrhœa of rachitic children.** *Calc. phos., Ferr. phos.* and *Natr. phos.* cover nearly all the symptoms in diarrhœa of infants and larger children, which are generally caused from non-assimilation of food, or from becoming chilled. **Stools are hot, watery, offensive, profuse and sputtering;** sometimes green or undigested.

KALI MUR.—Diarrhœa, with light-colored, pale-yellow, ochre or clay-colored stools; also *Kali sulph.* Diarrhœa in

typhoid fever, with stools as above. White or slimy stools in **diarrhœa after eating rich, fatty food**. Diarrhœa, with white-coated tongue and other characteristic symptoms. Bloody or slimy stools.

KALI PHOS.—Diarrhœa, with foul-smelling, putrid discharges from the bowels, to heal the underlying conditions. **Diarrhœa, with evacuations like rice-water**. Diarrhœa, with depression and exhaustion; offensive stools, with or without pain.

KALI SULPH.—Diarrhœa, with yellow, watery, mattery stools; sometimes cramps in the bowels. Observe color of tongue, which should be light-yellow, especially at root.

NATR. MUR.—Diarrhœa, with watery, slimy, transparent stools, or of glairy slime, caused frequently by an excessive use of salt.

NATR. SULPH.—In diarrhœa, with mattery, dark or green, bilious stools. **Chronic diarrhœa, with loose morning stools**; worse in cold, damp or wet weather.

CALC. SULPH.—Evacuations mattery, or blood and matter.

MAGNES. PHOS.—Diarrhœa, with cramp-like pain in the bowels, flatulent colic; relieved by hot applications. Alternate with remedies indicated by color of stools.

SILICEA.—Infantile diarrhœa; cadaverous-smelling; after vaccination; with much sour perspiration on head, and hard, hot, distended abdomen.

CLINICAL CASES.

Magnes. phos. and Calc. phos. in Diarrhœa:

Among the first cases in which I tried these remedies was a negro child, about two months old. The following are about the symptoms presented: Painful diarrhœa; constant rolling of the head; eyes turned up; tongue brownish-yellow; no desire to nurse for some time. The mother said it had been sick for a week, and she had been giving it different things, but as it got worse, she called me. I told her I thought there was little chance for its recovery, but I would do what I could for it. Prescribed *Magnes. phos.* and *Calc.*

phos., in alternation, every fifteen minutes. This was about 9 or 10 o'clock A. M. I returned about 3 o'clock P. M., to see if it were still alive, and, to my astonishment, found it better. It had ceased rolling its head; eyes were natural; had nursed once or twice, and was sleeping. Ordered the medicine continued at longer intervals. The next morning it was considerably better. At this visit I found the tongue covered with a thick, *white* coating, and the mouth sore. I now prescribed *Kali mur.*, the remedy for this condition, in place of the *Calc. phos.*, to be alternated with the *Magnes. phos.* every hour. The next day the tongue was clear, and after leaving a few more powders, to be continued for a day or two longer, the case was dismissed. (E. H. H.)

Natr. sulph. in morning Diarrhœa :

Morning diarrhœa on rising; sudden urging, gushing, accompanied with flatulence. The stool splatters all over the vessel. *Natr. sulph.*, cm., cured. (C. Lippe.)

Calc. sulph. in chronic Diarrhœa :

Dr. Goullon relates a case of chronic diarrhœa of two years' standing. Stools of mushy consistence; coated tongue; cured with *Calc. sulph.* (*Allg. Hom. Zeit.*)

Natr. sulph. in chronic Diarrhœa, morning aggravation :

Dr. T. F. Allen cured a case of chronic diarrhœa in an old lady, with morning aggravation on beginning to move, with *Natr. sulph.*, 7x. (N. A. J. H.)

Natr. sulph. in chronic Diarrhœa :

Natr. sulph. has served me well in the treatment of chronic diarrhœa of long standing, characterized by profuse gushing stools early in the morning; the character of stool found in a greater or less extent under all natrum salts. It seems as well to suit catarrhs generally of mucous membranes characterized by a tendency to profuse secretion of mucus. *Calc. phos.* and *Calc. carb.*, if persisted in, seem generally sufficient to be interfered with by the use of other remedies as intercurrents for the ever-changing and shifting symptoms that are usually ingrafted upon these conditions.

DIPHTHERIA.

THE true physician says, with Emerson, "I will proclaim what I prove to be true to-day, though it contradict what I have advocated all my life." The true thing alone is orthodox, or "regular," and no length of time can sanctify an error. When the State Board of Health of Louisiana caused canons to be fired in the streets of New Orleans, expecting thereby to kill the germs of yellow fever, they did a very foolish thing; but when the doctors of to-day treat the abnormal condition called diphtheria, by burning, cauterizing, and other measures so severe and antagonistic to life that a healthy child would suffer greatly, and probably die under them—it becomes a question of crime, not simply folly.

The trouble has been all along that the medical world has supposed diphtheria to be caused by a germ.

F. M. Warner, M.D., of New York, admits that the researches of Prudden are the most important that have been given to the world on the cause of diphtheria.

By a perusal of Prudden's etiology of diphtheria we find he arrives at the conclusion that there are over twenty kinds of bacteria in the membrane or catarrhal exudation.

Blache recommends antiseptics and isolation; while the physician in charge of the State Insane Asylum of Maine reports that when the disease broke out there it lasted for months in "spite of isolation and disinfection."

The custom of treating by external means all that is morbid and lying within reach of the eye, has led to the treatment of diphtheria in the same manner.

Gullon says: "The fungus growth in diphtheria is caused by guests out of the air which find a congenial soil in which to propagate, and they rapidly increase."

The fungi germs have been admitted with the atmospheric air into the cavity of the mouth, and do adhere to an exuda-

tion which has left its vital course, but not to a mucous membrane in healthy function. Before explaining the cause of this exudation, let me again quote Professor Prudden: "We are liable to have on the parts which are most often the seat of the local lesion of diphtheria the greatest variety of living bacteria from air, water and food."

So air, water and food contain bacteria, and all that is needed to cause them to multiply a million fold is a soil composed of decaying organic matter, or they would depopulate the earth.

The biochemic pathology of diphtheria is as follows: Each mineral salt (inorganic) in human blood has a work to do. The molecules of potassium chloride are workers in fibrine. When the particles of this cell-salt, for any reason, fall below the standard, a portion of fibrine, not having workmen to use it, becomes non-functional and is thrown out of the circulation.

This organic matter is carried by the fluids of the body to some excretory organ. If to the nasal passages, it is called catarrh; if to the lungs, a cough is the result. If the age of the patient admits of a thymus gland not yet absorbed by surrounding tissue, the fibrine thrown out may accumulate there and form a plastic exudation. Of course, other organic, and also inorganic, substances become disturbed in the process, and oil, albumen and sugar, with the salts having an affinity for them, may help to build up the membrane.

But a deficiency in the cell-salt potassium chloride is the first cause of diphtheria, and the exudation caused by the deficiency will continue to arrive at a given point until the deficiency is supplied—not with bichloride of mercury or caustics, but the identical inorganic salt lacking.

Atmospheric or electrical changes at times affect the circulation, cause a lowering of vitality by consuming the salts and fluids out of which new tissue-cells are made faster than the digestion and assimilating process can furnish them, hence arises the deficiency that may be supplied by a direct biochemic procedure, by administering in the form of medi-

cine the inorganic principle, already set free from food, so the absorbents may at once take them up; thus is the stomach relieved from the task.

Biochemistry only claims to furnish to the blood the vitalizers that should be furnished by a perfect assimilation of food, and ordinarily is furnished.

A child cannot "catch" diphtheria while its blood has the proper amount of potassium chloride, because until a deficiency in this salt is created the fibrine and albumen cannot leave its vital course to form the plastic exudation.

In the first stages of diphtheria, give Kali mur. and Ferr. phos. for the fever every half hour, or in some cases every fifteen minutes, ten to fifteen grains in water, in teaspoonful doses. If the patient be old enough, use gargle of the Kali mur., 1x or 3x. Also gargle the borate of soda, especially if case has advanced until the membrane is plainly seen. A gargle of sodium borate dissolves the plastic exudations. For external use I find the 6x the best, although some biochemic physicians use the higher potencies.

The diphtheritic exudation makes its appearance on that portion of the mucous membrane which covers the tonsils to the right and left of the uvula, at the back of the throat, and presents patches of grayish-white or yellowish-gray, dirty-looking substance. When, through mismanagement, the exudation affects the windpipe, the Calc. fluor. and Calc. phos. should be given alternately. The exudation seldom spreads to the trachea when the case is treated according to the teachings of Biochemistry.

In cases of great prostration or weakness of sight, or after-effects of the disease, Kali phos. should be given. If the face be puffy and pale, with heavy drowsiness, watery stools, flow of saliva or vomiting of watery fluids, or dryness of tongue, stertorous breathing, Natr. mur. is the remedy—6x to 30x. Vomiting of green, watery matter, Natr. sulph. For false diphtheria, where tonsils are covered with a yellow, creamy coating, the back part of roof of mouth looks creamy, and the tongue moist, creamy or gold

colored, *Natr. phos.* is indicated, for the condition is caused by a deficiency of alkaline salts. Ice-water, lime-water or carbolic acid gargles must not be given in connection with the biochemic treatment.

A strict adherence to the above treatment will save every case if taken in time.

The allopathic treatment of diphtheria is barbarous, and although the walls of the "regular" doctor's office may be decorated with diplomas, written in Latin, he is helpless in the presence of the scourge.

How different the case with the biochemic physician. Recognizing the cause of the trouble to be a *deficiency* instead of a *thing*, he proceeds on a scientific basis.

How many crimes have been committed in the name of medicine? How many helpless sick, how many innocent babies have been poisoned to death in the name of medical science?

FERR. PHOS.—In the **first stage of diphtheria**, for the fever, in alternation with *Kali mur.*, the chief remedy.

KALI MUR.—The **chief remedy in diphtheria**; and if given early in alternation with *Ferr. phos.*, in a majority of cases it will be all that is needed. A gargle of *Kali mur.* (ten or fifteen grains in a glass of water) should be used very frequently, to control the plastic exudation.

NATR. MUR.—When vomiting of watery fluids or watery diarrhoea sets in, *Natr. mur.* must be exhibited. When the face is puffy and pale, associated with drowsiness or excessive flow of saliva from the mouth.

NATR. SULPH.—If the **fluids vomited are green or with bitter taste**, *Natr. sulph.* is the remedy, and should be given in alternation with the chief remedy.

KALI PHOS.—For **exhaustion or prostration** in any stage of the disease, also the well-marked malignant conditions of the latter stages; **after-effects of diphtheria**, weakness of sight, nasely speech or paralysis in any part of the body, require this remedy.

CALC. FLUOR.—If from mismanagement the disease has

gone to the trachea, this remedy will be needed in alternation with *Calc. phos.* "Such a complication is very rare when the tissue remedies are used exclusively." (Boericke and Dewey.)

CALC. PHOS.—Diphtheritic exudation spreading to the trachea. Such a complication is very rare when the tissue remedies are used exclusively. A white speck or patch remains after the main exudation has come off. (Boericke and Dewey.)

NATR. PHOS.—Diphtheritic throat, falsely so-called, when the roof of mouth, tonsils and back part of tongue are covered with a moist, creamy, yellow coating. In speaking of diphtheria Dr. Schuessler says: "Under no circumstances should other remedies, such as lime-water, carbolic acid, iced water, etc., be used along with these remedies, because they may interfere with the proper action of these salts."

CLINICAL CASES.

Kali mur. and Calc. phos. in Diphtheria:

Fully developed case of diphtheria, with the characteristic glandular enlargement; tonsils, uvula and entire soft palate were covered with a thick, diphtheritic exudation. Deglutition was attended with great pain and accompanied with the utmost effort, and there was exceeding prostration. *Kali mur.*, 6x, every two hours. The following day there was a marked improvement, and in four days every vestige of the throat trouble had disappeared, and the child recovered rapidly under *Calc. phos.* (W. M. Pratt, M.D., *North American Journal of Homœopathy*, May, 1883.)

Kali mur. for the whitish-gray Exudation:

In fourteen cases of diphtheria the biochemic measures left nothing better to be desired, *Kali mur.* rapidly making a change; the whitish-gray exudation being diminished, shriveling and coming away with the gargle and mouth-wash made with *Kali mur.*, also occasional doses of *Ferr. phos.* The treatment worked splendidly. In three cases

the patients labored under prostration from the first, and *Kali mur.* had to be given intercurrently; in two cases *Natr. mur.* alternately with *Kali mur.*, the chief remedy. In the latter cases there existed considerable running of saliva, heavy drowsiness and watery stools. No secondary affection resulted, such as frequently arise under ordinary treatment, as paralysis, defective vision or neuralgia. (Dr. Walker.)

Calc. phos. and Kali mur. in Diphtheria with laryngeal complications:

In a village a few miles from the town of Oldenburg, a child was taken ill with diphtheria, which at an early stage was complicated by an affection of the larynx. The child was treated by the ordinary method and died. Almost at the same time a child of another family in the village was attacked by diphtheria, with the same complication. The father of the latter child came to me. I prescribed *Kali mur.* for the disease in the first instance, and *Calc. phos.* for the affection of the larynx, to be taken alternately. I requested the father to inform me without fail of the result, which he promised to do. Two days after, I received a letter from him, in which he informed me that the child had completely recovered. (From Schuessler.)

Natr. sulph. for welling-up of Mucus:

Last summer I had a case of diphtheria that was a little out of the usual order. I saw the case on Saturday, July 21st. It looked like a simple ulcerated sore throat, and I prescribed *Calc. sulph.*, and told the mother that if she was not better in the afternoon, to let me know. When I got home, about 4 o'clock, she and her father were at my office. I found her quite feverish and her speech quite muffled. I examined her throat carefully and found a distinct grayish patch on each tonsil. I now prescribed *Ferr. phos.* and *Kali mur.* in alternation. About 9 o'clock I called and found that she was evidently not relieved in any way whatever. She now complained of something coming continually into her throat. I thought, perhaps, it was water-brash,

and gave her a few doses of *Natr. phos.*, but to no effect. Continued the first remedies throughout the night. The next morning, much worse. The membrane had spread considerably and the tonsils were much enlarged. The rising of mucus in the throat continued. Saw her three times on Sunday. Gave her lower potencies. Left her at night on 3x. Monday morning the mother met me with tears in her eyes and wanted to know if I had better not call another physician. Found her very ill indeed. It flashed upon me that the constant welling-up of mucus in the throat is a symptom of *Natr. sulph.* I consequently gave it alone, 200x, and in a few hours there was a decided change for the better. In a few days she was well. (E. H. H.)

Kali phos. and Kali mur. in malignant Diphtheria:

In diphtheria (maligna), where every known remedy failed, *Kali phos.* and *Kali mur.*, with, and sometimes without, *Natr. mur.*, effected subsidence of malignity and hastened the cure.

Kali phos. in paralysis after Diphtheria:

In paralysis after diphtheria, I know of no better remedy than *Kali phos.* (Dr. F. From Schuessler.)

Ferr. phos. in Diphtheria of right side:

Young lady with sore throat; tonsils swollen moderately and quite red; a little feverish. *Ferr. phos.* every three hours for a day and a half, then paused, being better. Became worse and sent for me. Diphtheria membrane covered the right tonsil. *Ferr. phos.*, as before. The next day the membrane was nearly all gone, swelling and redness were better. Continued prescription every four hours. The following day only a slight vestige of the membrane remained. Medicine given less often, and the next day was perfectly well. (J. C. Morgan, M.D.)

Ferr. phos. in Diphtheria:

Boy, æt. 5; febrile state; glistening, flushed eyes; red cheeks; tonsils red and swollen, especially the right, on

which was a tuft-like exudation about its centre and about one-quarter inch in diameter, hanging down, the upper attachment looking blackish next to the tonsils; foetid breath. *Ferr. phos.* The next day the tonsil was clear, but a similar exudation appeared on the posterior wall of the pharynx. Continued the same remedy every four hours; the following day he was well. (J. C. Morgan, M.D., *Hahnemannian Monthly*, Vol. VII.)

DIZZINESS.

(See *Vertigo*.)

CALC. PHOS.—Especially indicated in **cases of nervous character**, without any marked dyspeptic symptoms. Best effects derived if given low, immediately after meals.

DROPSY.

(See *Kidneys, Affections of*.)

The origin of dropsy is a deficiency of calcium phosphate and sodium chloride in the blood and blood-serum.

Then, the water and albumen, not having the needed workmen to properly diffuse them, accumulate in the connective tissue.

Other salts become deficient as the disease progresses. One peculiarity of this condition is that the pores of the skin become chronically closed and the patient rarely perspires. The closed pores, of course, cause a large amount of waste to remain in the body, and unless removed by artificial means, adds to the accumulation in the tissue.

KALI MUR.—Dropsy arising from **heart, liver or kidney disease**, when the characteristic symptoms are present. When the liquid drawn off is whitish or white mucus in the urine; also **white coating of tongue**. Dropsy arising from weakness of the heart, with palpitation; this remedy in alternation with *Kali phos.* **Dropsy from obstruction of the bile-ducts**, indicated by a white or grayish-white coated tongue.

NATR. SULPH.—Simple dropsy invading any of the areo-

lar tissues of the body. Dropsy, internal or external. Hydrocele.

NATR. MUR.—To be given in alternation with *Natr. sulph.* in a majority of cases of simple dropsy or dropsical swellings. Hydrocele.

CALC. PHOS.—FERR. PHOS.—Dropsy arising from loss of blood, anæmia, non-assimilation, etc., requires these remedies in alternation.

CALC. FLUOR.—From heart disease; dilation of any of the cavities. Hydrocele, when from a strain.

KALI SULPH.—Post-scarlatinal dropsy.

CLINICAL CASES.

Natr. mur. in post-scarlatinal Dropsy:

A little girl, æt. 9, had recovered from diphtheria and scarlatina rather easily, and was allowed to be in the convalescent room. Suddenly she began to swell without any apparent cause. Her face became puffy; the feet also œdematous to above the ankle. Urine scarcely decreased, containing no albumen. No pain over the kidneys on pressure. Pulse somewhat feverish, but appetite, sleep and stools natural. I gave three different medicines—amongst these, *Aconite*—without success. Dropsy (*Anasarca et Ascites*) was increasing rapidly; urine scanty; only very small quantities occasionally, being slightly turbid and containing much albumen. Whether any epithelial sheathings were present was not ascertained. Kidneys were now more sensitive to pressure. Occasionally delirious. *Natr. mur.* alone cured this case in about a fortnight. (Dr. Cohn. From Schuessler.)

Natr. mur. in Scarlatinal Dropsy:

Scarlatinal dropsy in a child æt. 4; *Digital.*, *Apis*, *Arsen.* and *Apoc.* failed. Quantity of urine voided in twenty-four hours was very scanty, and during the past forty-eight hours had ceased entirely. The patient was fearfully anasarcous. Reclining position was impossible. *Natr. mur.* every two

hours. In twenty-four hours the child voided two quarts of urine and a speedy recovery followed.

Kali mur. in chronic Swelling of Feet:

Dr. Goullon, Jr., who used *Kali mur.* with much success in a swelling of the feet and lower extremities, adds the following particular indications for its use: The remedy in question appears indicated in chronic persistent swelling of the feet and lower limbs, when the swelling is soft at first; afterwards becoming hard to the touch, without pain or redness. It is, however, itchy; and at one stage may be termed snowy-white and shining. Lastly, the swelling becomes less perceptible in the morning than in the evening, but may acquire such dimensions as to cause great tension, with a feeling as if it would burst.

DYSENTERY.

The remarks on diarrhœa are applicable to dysentery, in a great measure. But in dysentery we find a deficiency in iron molecules in the circular walls of the blood-vessels. Hence, the muscular tissue becomes brittle, breaks down under inflammation and pressure of gases and undigested food, and hemorrhage is the result.

An uneven distribution of water caused by a lack of sodium chloride is embraced in the pathology of dysentery.

MAGNES. PHOS.—In dysentery, with cramps, spasms, etc., in the bowels and abdomen; cramp-like pain in the stomach. Pains better from bending double, or by the application of heat. **Tenesmus and tormina, with constant urging** to go to stool. Give also copious injection of hot water in which a quantity of *Magnes. phos.* has been dissolved.

KALI MUR.—This remedy, in alternation with *Ferr. phos.*, is generally sufficient to cure this disease if taken in time. Intense (steady) pain in the abdomen, or cutting pain, with almost **constant urging to stool, tenesmus and purging. Stools are slimy, pale-yellow, sanious.**

FERR. PHOS.—In alternation with *Kali mur.*, for the febrile disturbance, fever, inflammatory pain, etc. **Stools hot and watery.**

• **KALI PHOS.**—Dysentery, with **putrid, offensive stools**, dry tongue, etc. **Evacuations consist of pure blood**; patient becomes delirious, abdomen swells and the discharges have a putrid smell.

CALC. SULPH.—**Mattery, sanious stools**, or stools of matter mixed with blood. After *Kali mur.*

CLINICAL CASES.

Calc. sulph., cm., in Dysentery:

Dr. E. H. Holbrook reports a case of dysentery which was greatly relieved by *Calc. sulph.*, cm. Turning into a bilious diarrhœa, *Natr. sulph.*, cm., cured.

Magnes. phos. for Tenesmus and Tormina:

Lady complaining of extreme tenesmus and tormina, and constant desire to pass water and go to stool. Every time this pain came on, must rise and bend forward, and the only relief obtained was from hot water. *Magnes. phos.*, 200x, every fifteen minutes, cured in third dose. (Dr. Reed.)

Magnes. phos., 6x, in hot water:

In treating a case of dysentery lately, I was at my wits' end to control the terrible pain in defecation. *Merc. cor.* suited the case well, and the stools were growing less frequent, but the pain was increasing, being so severe as to cause fainting. Something had to be done if I held my case. The pain in rectum and abdomen was very severe; more in rectum than abdomen. The tenesmus was like prolonged spasm of the muscles employed in defecation. I exhibited Schuessler's *Magnes. phos.* in hot water. A hypodermic of morphia could hardly have acted quicker. The pain was almost entirely relieved by the first dose. The whole condition changed for the better, and I discharged my case the next day. In all my experience I never had a more prompt or pleasing result. *Magnes. phos.* is a grand

antispasmodic, and fully as reliable as our more frequently used remedies. I was led to think of it for my case of dysentery by a statement made to me by Dr. E. E. Snyder, of Binghamton, New York. He gave it with equally as prompt results in spasmodic tenesmus vesicæ occurring in a case of cystitis resulting from gonorrhœa. It certainly did me great service. (H. K. Leonard, M.D.)

DYSMENORRHŒA.

FERR. PHOS.—Painful menstruation, with **bright, red flow**, flushed face and quick pulse; sometimes with vomiting of undigested food. **Membranous dysmenorrhœa.** Excessive congestion at the periods; the vagina is dry and very sensitive. *Ferr. phos.* should be taken before the periods as a preventive, if the case be chronic. This remedy, alternated with *Kali phos.*, and occasional doses of *Calc. phos.*, if taken steadily, is almost a specific for this disease. *Magnes. phos.* should be used for the excessive crampy pain. "The intense pain is due to a spasm of the muscular fibres, caused by the excessive congestion of the parts. *Magnes. phos.* relieves the spasm, while *Ferr. phos.*, given before the period, prevents the congestion. (Chapman.)

MAGNES. PHOS.—Is the **chief remedy** for the excessive **crampy pain** in dysmenorrhœa. Pains just before the flow begins, or coming on after it has begun, and are slightly checked. Warmth is soothing. A small quantity of the remedy should be dissolved in hot water, and applied with cloths (as hot as can be borne) immediately over the uterus; also internally in hot water.

KALI PHOS.—Menstrual colic in **pale, lachrymose, irritable, sensitive females** from lack of proper nerve-power; alternate with *Ferr. phos.* Flow deep red, or dark red.

CLINICAL CASES.

Kali phos. in Dysmenorrhœa with neuroses:

Case of dysmenorrhœa with neuroses, presenting recurring neurotic outbursts, painful and intense. Intense suffer-

ing during menses, headache, etc.; had had nearly every homœopathic remedy, with no permanent relief. *Kali phos.*, 6x, cured. (D. B. Whittier, M.D., Trans. Mass. State Hom. Med. Society, 1886.)

Magnes. phos., 6x, in Dysmenorrhœa:

Miss S., æt. 22; brunette; short, plump, round body; large, active brain; intellectual; was since puberty troubled every month with dysmenorrhœa, beginning several hours previous, and during the first day of flow, with severe pains in the uterus, back and lower limbs, and these so severe that they seemed unbearable and hysteria seemed threatening. In one of these attacks I was sent for. Found the patient in bed; the feet had been bathed in hot water and hot cloths applied for hours to the lower abdomen; pains no better. I immediately gave her a large dose of *Magnes. phos.*, 6x. In less than half an hour the pain lessened; I repeated the dose; in a few moments the patient was easy, the flow began, and went on the usual time. Next month I advised the patient to begin the day before period, and take three doses, and on the day period was to come on take a dose every two hours. No pains this month. This process was repeated the third month; no more trouble; patient is now well, and no return of pain for over three years. (*Med. Advance*, December, 1889.)

Magnes. phos., cm., in Dysmenorrhœa:

At each menstrual period a membrane, varying in size from one to two inches in length, was discharged. Her symptoms were: After the flow began, severe, sharp, shooting pains low down in the abdomen. Relieved by lying curled up in bed with a hot water bag on the abdomen. When the severe pains ceased, a dull aching for a day or two followed, and the next, or the following, day a membrane passed. With this exception was in very good health. After one of her periods I gave her *Magnes. phos.*, cm., in water, a dose night and morning, for two days. The next menstrual period was nearly free from pain, and the succeeding ones were

painless, but the usual membrane was passed. Before this she had always staid in bed without any relief. Painless menstruation went on for six or eight months, when she got her feet wet just before her menses, and received *Magnes. phos.*, cm. It relieved her, and she has had no trouble since. (S. A. Kimball.)

Kali phos. cured her Dysmenorrhœa after all else failed:

Dr. D. B. Whittier reports the cure of a dysmenorrhœa of fifteen years' standing (in a highly neurotic and hysterical woman) by a course of *Kali phos.* continuing over six months, after allopathic medicines, and apparently indicated homœopathic medicines, had failed. Some of the symptoms were: The mammæ were so painful that the touch of her clothing was unbearable. The menstrual pains were cramp-like, with severe bearing-down in the hypogastrium, and most severe after the flow commenced. When the suffering was most intense, a sharp, shooting pain would extend from hypogastrium to the epigastrium, followed by a sensation as if something were flowing up to the stomach, and immediately succeeded by a vomiting of bile or frothy acid substances, sometimes streaked with blood. The vomiting would relieve the painful distress of the stomach, when the uterine pains would be increased and sometimes continue for twenty-four hours. A headache, at first general, soon settled over the left eye. When the headache was severe the pains elsewhere were lessened, and *vice versa*. The first menstrual period following the administration of the *Kali phos.* was comparatively comfortable. (*Hom. Journal of Obstetrics.*)

Magnes. phos. in Dysmenorrhœa with intra-uterine exfoliations:

Dysmenorrhœa that had lasted for some time, at which in each menstrual period a membrane was discharged, varying in size from one to two inches long. The pains came on after the flow began, in the abdomen low down, and were relieved by lying curled up in bed with a hot water bag on

the abdomen. The pains would last for a day—dull, aching—and next day, or day after, a membrane would be passed. I gave her, after one of her menstrual periods, *Magnes. phos.*, cm., one dose dry. The next menstruation was easier somewhat, but not much. *Magnes. phos.* in water for two days, night and morning, and the next menstrual period was painless, though she passed the membrane, as before. After that the menses were perfectly painless. (Dr. Campbell, in Proceedings of Hahnemannian Association, 1889.)

Magnes. phos. in pains centered in pit of Stomach:

I had a patient with very severe, shooting, neuralgic pains during the menstrual period. The pains were in the stomach, and lasted the first day or two. Commenced in the back and came directly around and centered in the pit of the stomach. They were relieved by heat and pressure. *Magnes. phos.*, 10m., one dose, and she had no more pain. (T. J. Kent, M.D.)

DYSPEPSIA.

(See *Gastric Derangements.*)

EAR, DISEASES OF.

It is hardly necessary to enter deeply into the pathology of diseases of the ear, as the pathology of catarrh, exudations, etc., covers the ground.

Accumulation of heteroplasm, organic matter thrown out of the vital circulation on account of a deficiency in the workers (certain cell-salts), clogging in eustachian tube, labyrinth, or affecting the mastoid cells, is the primary cause of all ear diseases, whatever name may be given them.

FERR. PHOS.—Diseases of the ear in the inflammatory stage, with fever, pain, congestion, etc. Inflammatory earache; pain is burning and throbbing. **Earache, with sharp stitching pains**, due to inflammation; hot outward applications relieve by making counter-irritation; but cold, directly on the seat of pain (in the ear), relieves by reducing the

congestion. Noises in the ears through blood pressure from relaxed condition of the veins not returning the blood properly; noises in the ears similar to those which arise after taking quinine. "Noticeable pulsation in the ear, every impulse of the heart is felt here, beating in the ear and head, the pulse can be counted." (Houghton.)

Chronic inflammation of the ear and eustachian tubes, causing deafness. A ringing in the ears from engorgement of blood.

KALI MUR.—A very important remedy in treatment of disease of the ear when, **after** inflammation, the **membranes become thickened**, causing deafness. **Deafness caused from swelling of the eustachian tubes.** Deafness, with swelling of the glands of the ear; cracking noises in the ear on blowing the nose or when swallowing. Earache, with swelling of the glands or membranes of the throat or ear; the tongue generally has a white or grayish-white coating. **Catarrh of the middle ear, with white discharge.** Chronic inflammations of the internal or external ear.

KALI PHOS.—Deafness, with noises in the ear from **nervous exhaustion**. Deafness from want of nervous perception; noises in the head, with weakness and confusion. **Ulceration** of the ear, with suppuration, **pus** being **dirty, foul and ichorous**, with very **offensive odor**. Atrophic conditions of the ear, especially in old people.

MAGNES. PHOS.—Deafness or dullness of hearing from weakness of the auditory nerves. Follows *Kali phos.*, where that remedy is indicated, but does not give relief. **Earache purely nervous in character.** Neuralgic pains in and around the ear.

KALI SULPH.—Earache, with **thin, yellow, watery matter**. Catarrh of the ears, with discharge of thin, yellow, greenish matter (also daily injections of the same, in tepid water). Sharp pains under the ear; cutting and stitching pain. Deafness from swelling of the tympanic cavity. Catarrhal conditions, with swelling of the membranes, if discharging a thin, yellow matter; the tongue has a yellow, slimy coating.

CALC. PHOS.—Cold feeling of outer ears. The bones around the ear hurt and ache. Earache, with rheumatic complaints, associated with swollen glands in **scrofulous children**. Chronic otorrhœas in children, associated with painful dentition.

NATR. MUR.—Deafness from swelling of the cavities, with watery discharges and watery condition of the tongue. **Roaring in the ears after taking quinine**, to overcome the effects of the drug; tongue covered with bubbles and excessive flow of saliva.

CALC. SULPH.—Deafness, with discharge of thick matter, sometimes mixed with blood; to control suppuration. Compare with *Silicea*.

SILICEA.—Inflammatory swelling of the external meatus. **Foul, purulent discharges from the ear**. Gatherings of the ear, to promote suppuration. Dullness of hearing, with swelling and catarrh of the eustachian tubes, with characteristic discharge indicating this remedy.

NATR. PHOS.—External ear sore; outer part covered with thin, cream-like scabs. Note also color of tongue. "One ear red, hot and frequently itchy, accompanied by gastric derangement and acidity." (Walker.)

CLINICAL CASES.

Kali mur. in Otitis Externa:

Mr. B., otitis externa; right ear, with subsequent otorrhœa and deafness; thickening and narrowing of the meatus, with a thin, flaky discharge; watch-hearing was four inches. Prescribed *Kali mur.*, 3x, and in a few days after taking the remedy the discharge ceased; and hearing became normal in two weeks. *Acon.*, *Puls.*, *Merc. sol.*, *Hydras.* and *Sulphur* had been given without much benefit.

Kali mur., Magnes. phos. in Deafness:

Edna R., æt. 9 years; deafness. The history of this case is as follows: Five years ago she commenced to have frequent spells of high fever and severe pain in head and ears, followed by swelling of the muscles of the neck and

stiffness of the neck. These spells would last, at first, for two or three days, but increase in length of time and intensity, so that when I took the case they lasted from one to three weeks, and kept her confined to her bed. Three years ago her hearing was almost gone, and remained so until I took the case, when I had to speak loudly to make her hear me. All the "regulars" could do was to suggest flushing the ears with hot water, quite frequently, which did no good. For the first three months I gave *Kali mur.*, 3x, and *Magnes. phos.*, 3x, three small powders of each daily; after that only two of each a day. Improvement set in at once and the pain and sick spells ceased and her hearing improved, until at present it is almost as good as ever. I also gave, for the first few weeks, *Ferr. phos.*, 3x, for the fever symptoms. Shall continue treatment until hearing is perfect.

Ferr. phos. in Otitis Media:

Dr. Wanstall reports three cases cured by the use of *Ferr. phos.*, from the 2x to the 12x trituration, with results the most gratifying, controlling the high fever, delirium and pain accompanying the acute middle ear inflammation. (Transactions American Institute of Homœopathy, 1886, page 389.)

Kali sulph. in Polypoid Growths producing Deafness:

Case of a young girl, light complexioned, scrofulous, with brown, offensive discharges from the right ear. Polypoid growth, or excrescence, closes the meatus near the opening. For eight weeks she had been entirely deaf in this ear, the deafness having gradually increased for four months. *Kali sulph.*, 12x, given. In two weeks the offensiveness had entirely disappeared. On examination, find polypus shriveled to a hard, black mass. The hearing has entirely returned, with a slight whizzing noise. Every third day two doses were taken. This case was entirely cured. (W. P. Wesselhoeft, M.D.)

Kali mur. in Otitis Externa and Otorrhœa:

Dr. Stanley Wilde reports a case of otitis externa, with subsequent otorrhœa and deafness, the later resisting several remedies as *Merc. sol.*, *Hydrastis* and *Sulphur*. The case presented a thickening and narrowing of the meatus, with a thin, flaky discharge therefrom; watch-hearing four inches. *Kali mur.*, 3x, stopped the discharge, and the hearing became normal. Dr. Wilde has used this remedy with good effect in eustachian deafness in children from chronic enlargement of the tonsils. (*Hom. Review.*)

Kali phos. in Tinnitus Aurium:

Dr. Goullon reports a case of an old gentleman who suffered greatly with a buzzing in the ears, which was made much worse in the noisy street. The patient had repeated attacks of inflammatory rheumatism, and the tinnitus was probably of a rheumatic origin. Mentally, much depressed. Difficult hearing. After a few days' use of *Kali phos.*, 6x, all symptoms, including the mental condition and difficult hearing, permanently disappeared. (*Pop. Hom. Zeitung.*)

Silicea in Mastoid Periostitis:

Dr. A. T. Sherman, of Minnesota, reports a case of a man who had suffered for six days with pain in mastoid region. On examination, found the tympanic membrane highly injected; tuning-fork was heard indifferently on each side when pressed against parietal bones; hearing impaired on the affected side. Temperature 102. Very weak; nervous; complete muscular paralysis of right side of face. The condition of the sense of hearing precluded brain disease. There was no difficulty in swallowing, or other evidence of paralysis of the muscles of the fauces, which placed the trouble beyond the origin of the petrosal nerve. There was no disturbance of taste or of the salivary glands, which placed the trouble beyond the origin of the chorda tympani. He diagnosed mastoid periostitis, with pressure on the seventh nerve immediately on its exit from the duct of Fallopius. On protruding his tongue, it was drawn somewhat to the affected

side. While contemplating incision, patient mentioned that on the previous morning he had found relief and some sleep by *placing the head in a warm poultice of Indian meal*. Gave *Silicca*, 200x, a dose every three hours. In forty-eight hours all pain had ceased, and temperature normal. *Relief from moist warmth* was the guiding symptom to the remedy.

Kali phos. and Silicea in Otitis:

A gentleman wrote me the symptoms of otitis of a little child, æt. 4 months, who had a discharge from one ear of an ichorous, thin, offensive character, producing an eruption wherever the pus came in contact with the integument. I at once sent *Kali phos.*, 6x, ordering it given every six hours. In three months the running had all ceased, and the hearing was perfect. I frequently use *Silicea* in alternation with *Kali phos.*, when the connective tissue is involved. (A. P. Davis, M.D.)

Silicea in Suppuration of Mastoid:

Another case of "otitis catarrhalis internus" came into my office to see me, after spending over \$600 with the "regulars." This case was the most remarkable that I ever witnessed or treated. The man was a tall, slim, sanguine, nervous specimen of the *genus homo*, rude, illiterate, backwoods, gawky-looking, seedy, cross between the orang-outang, monkey, and Chinaman, but possessed of sensation, motion and reflection, proving to my mind that he was a man for "a' that" and "a' that." Well, I went through the examination sufficiently scrutinizingly to ascertain the exact pathological conditions of the trouble I had to meet. There was an enormous protuberance involving the whole mastoid region, the skin red and glistening, soft, pappy, showing signs of an induration, and broken-down connective tissue, the whole mass filled with pus, and emitting an odor that was as sickening as carrion. I at once plunged a knife into the mastoid process, out of which ran about half a pint of blood and pus. After cleansing the tumor with *Eucalyptus*,

I bound up the wound, leaving in it a drainage-tube. I treated the wound every day, putting him under the influence of *Silicea*, a dose every two hours. Under the treatment, I had the satisfaction of seeing him improve from day to day, and in four weeks the whole trouble ceased. He had no relapse, but the cure advanced steadily until he was well. This case was pronounced hopeless by several allopaths. (A. P. Davis, M.D.)

Ferr. phos. in deafness from chronic Catarrh of Middle Ear:

Wm. McKee, æt. 27, suffers from deafness, due to chronic non-suppurative catarrh of the middle ear. While a lad, and on to manhood, went out a great deal at night to dances and parties, where he would dance and romp until in a great heat and profuse sweat, when he would go out-of-doors and remove his coat. In this way he would contract a cold, and one cold after another, until he found himself a sufferer from chronic catarrh of the nose and throat, the discharge being continual and very annoying. At this time (about six years ago) he noticed a noise commencing in his ears, and it gradually increased until he became aware of the fact that his hearing was damaged. He then commenced treatment, and not getting immediate relief from his first doctor he changed, and soon changed again, in this way going to several doctors, a few of them old-school specialists, and then gave up, discouraged, and let the disease run its course unhindered. When he came to me (last March) he said he had been unable to hear anything but confused noises, even when the loudest tones were used to accost him, for five years. He is of medium height; rather slender, with inclination to red hair; has blue eyes, a fair complexion, and has a slightly anæmic appearance. He describes the noise in his ears as dull and rumbling, if he pays no particular heed to it; but if he concentrates his thoughts on it, he can imagine that it resembles almost any kind of a noise. One thing I wish to mention, which was quite prominent and quickly disappeared under the remedy, viz., he would be awakened in the night by a loud bombing noise and after-

ward be unable to sleep "for the racket in his ears." There were a number of nervous symptoms in the case that led me to show him to Dr. Bartlett: *First*, Slight melancholia; would go off alone and brood over his troubles for hours. *Second*, He would stagger while he walked. I found his tendo-patella reflex much decreased, and on standing with his eyes closed he would fall over in my arms; could not manage, at best, to take three steps forward with his eyes closed without falling. I have kept him pretty steadily on *Ferr. phos.*, and the improvement is remarkable. He can hear every word of the largest sentence, by slightly raising the voice when accosting him, at several feet away. The noises are greatly lessened, he sleeps well, and the nervous symptoms are fast disappearing. I have continually inflated the middle ear by Politzer method once a week. (Dr. F. W. Messerve.)

Kali mur., 6x, in Deafness :

Mrs. —, æt. 45. About three years ago began to be troubled with pain and noises in the left ear; aggravated greatly at the time of the menses; the pain severe and neuralgic in character, extending over the left side of the head. The noises seemed to get their character from some pronounced sound which is heard, and this persists sometimes for hours. For the last six months there has been no pain on the left side, but deafness is constant. The right side is now beginning to become deaf, but with no pain and no noises. This has been going on, on the right side, for several months. General health excellent, with the exception of redness, fullness and desire to rub and pull the skin about the neck for a few days after the menses, with marked swelling of the glands of the neck at the same time. This has been noticed only during the time that the ears have been troublesome. The fork is heard best on the left side by bone conduction, and best on the right side by air conduction. Meatus tympani dry and depressed. Eustachian tube on the left almost occluded, on the right more free. Frequent burning of the auricle on the left side. *Kali mur.*, 6x, cured. (H. P. Bellows, M.D.)

ECZEMA.*(See Skin, Diseases of.)*

KALI MUR.—Crusta lactæ, scurfy eruptions on the head and face of little children. **Eczema resulting from deranged uterine functions**, with flour-like scales on the skin. Albuminoid discharge from the skin, with white tongue. Vesicular eczema.

ENDOCARDITIS.*(See Heart Affections.)***ENURESIS.***(See Urinary Affections.)*

FERR. PHOS.—Incontinence of urine, if from weakness of the sphincter muscle. **Wetting of the bed, especially in children.** Enuresis nocturna from weakness of the muscles, often seen in women, when every cough causes the urine to spurt. Diurnal enuresis depending on irritation of neck of the bladder and end of the penis.

CALC. PHOS.—Enuresis in young children and in old people.

CLINICAL CASES.**Ferr. phos. in Diurnal Emissions :**

Mrs. M., æt. 34, came to me in January, 1889, suffering from incontinence of urine. The trouble had existed for three years, and she could give no light on its origin. She stated that she could retain the urine at night, but not in the day-time, when she passed a large quantity of water involuntarily. Her general health was otherwise fairly good. *Ferr. phos.*, 6x, was prescribed, to be taken four times a day. A week later she reported that she could now retain the urine much better during the day. The medicine was continued for three weeks longer, when she informed me that the power over the bladder was now complete, and that she was better than she had been for two years. Nine months

afterwards the patient came to me again with a return of the malady, and although she was then *enceinte*, *Ferr. phos.* again completely stopped the incontinence.

Kali phos. in Incontinence of Urine:

Dr. Cruwell reports on incontinence of urine: When I became acquainted with Dr. Schuessler's preparations I was very anxious to test the effects of *Kali phos.*, as Dr. Schuessler recommends this against paralysis and paralytic conditions. Whoever has been occupied with the study of psychology is naturally ready to suspect paralysis everywhere. I acknowledge I may have given *Kali phos.* too frequently, as I was desirous to find out what it could do. For various reasons it led me to give it for incontinence. I gave it three or four times daily in a little water. In five cases, two of which I treated with good results, *Kali phos.* brought about amazingly rapid improvement. With a young girl, æt. 7, I had until lately to repeat the remedy every time it was given up, as the incontinence always returned when it was discontinued. The most successful case was that of an old gentleman, æt. 60. No doubt, in this case there existed a subparalytic condition of the sphincter muscle. Some months after the treatment he called back to say that he was perfectly cured, but desired to have some of the powders simply by way of precaution.

Ferr. phos. in Incontinence of Urine:

Lady, æt. 35, had had trouble for three years, and could assign no cause thereto; was able to retain the urine at night, but not in the day-time, when she passed large quantities of water involuntarily. General health good. *Ferr. phos.*, 3x, four times a day. A week later she reported that she could now retain her urine much better during the day. The medicine was continued for three weeks longer, when she informed me that the power over the bladder was now complete, and that she was better than she had been for two years. Nine months afterwards the patient came to me again with a return of the same malady, and although she was

then *enceinte*, *Ferr. phos.* again completely stopped the incontinence. (Wilde.)

EPILEPSY.

Epilepsy is derived from the Greek, and signifies "to lay hold of." It is characterized by sudden loss of consciousness and power of co-ordination of motion, with convulsions. It is sometimes caused by vicious habits, which drain the vital system of its fluids, leaving a deficiency in the molecules of certain phosphates in nerve tissue and muscle fibre.

Worms, and especially tape-worm, are one of the principal causes. The physician should spare no pains to ascertain the cause, and he will then be in a position to intelligently prescribe the lacking salts.

KALI MUR.—The **chief remedy in epilepsy**; tongue coated white or grayish-white. **Epilepsy after suppression of eczema**, with characteristic tongue symptoms.

FERR. PHOS.—In epileptic fits, with rush of blood to the head, in alternation with *Kali mur.*, the chief remedy.

KALI PHOS.—For the spasms and contortions of epilepsy; stiffness of limbs, drawing back of head, clenched fists and teeth, etc. **Epilepsy from vicious habits**, which must be restrained. Give *Magnes. phos.* in hot water, frequent doses, till the spasms are relieved.

MAGNES. PHOS.—Epileptic fits, usually the result of vicious habits, masturbation, etc.

NATR. PHOS.—If with intestinal irritation from worms, *Natr. phos.* should be alternated with the chief remedy, *Kali mur.*

SILICEA.—Epilepsy, with the spasms coming on at night, or about time of new moon (intercurrently).

CLINICAL CASES.

Kali mur. in Epilepsy from suppressed eruptions:

Dr. C. C. J. Wachendorf reports the case of a man 45 years old, who had an eruption in September, 1888, which disappeared until August, 1889. In November, 1889, the

eruption was suppressed and he began to have irregular attacks of "fainting fits." He would grow pale, a warm feeling following; then spasm, with pain in the cerebellum and burning in the region of the stomach. Attacks nearly always proceeded from a fright or fear. *Nux.*, *Bufo* and *Arsenicum* were each tried in turn, but failed. Then *Kali mur.*, 6x, was prescribed on the indication: "Epilepsy from suppressed eruptions." After the sixth day he had no attack. He still takes occasional doses of the medicine to keep up its action.

Kali phos. in Epilepsy of thirty-five years:

In the fall of 1891, an old gentleman, Mr. C., came to me with his son, æt. 42, and introduced him as a boy, desiring to know if I could help him. His disease was epileptic fits. The closing scene of the attack was jerking spasms, lasting him most of the day. He had been afflicted for thirty-five years, and was under the control of his father like a child. I was requested to state whether I could cure him. My advice in such a difficult and long-standing case was: Take the medicine for one month, and if it failed to help him, or give considerable benefit, they were at liberty to discontinue treatment. I put him under an intercurrent powder of *Calc. phos.*, about four grains every day (in the morning), in a little water, and *Magnes. phos.* and *Kali phos.*, twelve grains, each in two separate glasses half full of water. To be taken in alternation by sips, taking all of the above in one day. At the end of the month he reported: "My son is so much better, not having more than one fit in a month and spasms very light." After several months' treatment, he wrote as follows: "My son is still taking your medicine, and am in hopes you will effect a cure. The case is of long standing and very obstinate, having had the fits for thirty-five years. Your medicine helps him better than I had anticipated; he is improving, so it looks very encouraging."

EPISTAXIS.

(*See Hemorrhages.*)

FERR. PHOS.—Epistaxis, especially in children, of bright, red blood.

KALI PHOS.—Epistaxis in weak, delicate constitutions, from old age, debility, weakness, with a predisposition to bleeding of the nose. Blood dark, thin, like coffee-grounds; putrid.

ERYSIPELAS.

ERYSIPELAS is derived from two Greek words: *erythros*, red, and *pella*, skin. This disease has been so named because it generally extends gradually to the neighboring parts, and affecting not only the superficial, but in many cases the deeper structures, as well. The biochemic pathology of the condition called erysipelas is given in the following dialogue:

1. PROFESSOR OF BIOCHEMISTRY: What causes the skin to become red or inflamed?

STUDENT: The red skin and inflammation or heat is caused by an accumulation of both organic and inorganic matter, but principally organic.

2. PROFESSOR: What causes the accumulation of this matter at a certain place?

STUDENT: The organic matter in the human organism is useless in the absence of a proper supply of the mineral salts of iron, sodium, lime, magnesia, silica and potassium. Whenever a deficiency occurs in any of them, certain organic matter—albumen, fibrine, oil or sugar—becomes non-functional or inert; because the workers are not present to take them up and organize them into the structure of tissue.

3. PROFESSOR: How is this process carried on?

STUDENT: By the law of chemical affinity or combination, by which dissimilar particles conjoin to form new compounds.

4. PROFESSOR: What causes the deficiency in the inorganic salts?

STUDENT: A failure of the digestion and assimilation of food to furnish the blood with a sufficient quantity; or an extra demand on the blood, caused by heat or cold or certain atmospheric or electrical conditions; or overwork, physically or mentally; or overeating or other overindulgences.

5. PROFESSOR: Then, I understand, from your answer, that you do not consider erysipelas a thing or specific poison, or that it is caused by a microbe, but simply an injury to the skin caused by an accumulation of organic matter at a certain point on account of a lack of one or more of the mineral salts of human blood?

STUDENT: Yes; on the same principle that a splinter or briar would injure the tissue.

6. PROFESSOR: But what causes the heat or inflamed condition?

STUDENT: The system, in its attempt to supply the deficiency in iron, sodium or other salts, sends an extra supply of blood to the part affected, and by thus engorging the capillaries produces heat.

7. PROFESSOR: What about the microbes?

STUDENT: They are produced by the decaying organic matter.

8. PROFESSOR: What would you do to restore the normal condition?

STUDENT: Ascertain, from the biochemic pathology and materia medica, what salts of the blood were lacking and supply them, so the organic matter might be again taken up and properly distributed through the system.

9. PROFESSOR: Take the case of Congressman Springer, who had an attack of erysipelas. Could you have prescribed for that case without seeing the patient or simply from what the dispatches told in regard to it?

STUDENT: No; but if erysipelas really meant a definite thing that could "go to the brain," as the dispatches read, of course, no further knowledge would be required than that a patient had erysipelas.

10. PROFESSOR: Then, I infer that you hold that a deficiency in different salts may produce a "red skin"?

STUDENT: Yes; and, of course, until I had some means of knowing which ones, I could not intelligently prescribe for the patient.

11. PROFESSOR: Could a person possibly take erysipelas, whose digestion and assimilation was perfect, or, in other words, whose blood was perfectly balanced with the inorganic salts?

STUDENT: No, nor any other so-called disease.

It would seem by this time that the medical profession ought to be willing to try to ascertain what it is that causes the disturbance in skin diseases.

A very little investigation will prove that organic matter thrown out of the blood, for some reason, causes the abrasions, pimples, "red skin," herpes, eczema, etc. When the fibrine, oil, sugar, albumen, etc., becomes non-functional, and is thrown out of the vital circulation, it is an irritant. If this irritating matter, irritating, because of the quantity, and also the decomposition which at once sets in, should reach the nasal passages, it is called catarrh. If it reach the lungs, a cough is produced to get rid of it; but the first cause of these conditions is always a lack of the inorganic mineral workers that diffuse the organic material through human blood, that keeps it in proper consistency, and uses it to build up the human structure and constantly keep the waste supplied.

The question has been asked: Why does this organic matter produce different results?

Why should it at one time break through the skin and cause itching hives or vesicles, at one time filled with yellow lymph, drying quickly, only to form again, at another time, vesicles with clear, watery contents, or at another produce a "red skin" with inflammation and nervous prostration?

I answer that the twelve inorganic or mineral salts each has its special sphere of action. One works with albumen, another with fibrine, another with water, and so on; and the number and particular combination of these salts that chance

to fall below the standard, determines the kind of disturbance in the cells. A discharge of albumen, oil and sugar will cause a different symptom or a discharge of a different color than a discharge of water, fibrine and sugar. So, when the different combinations of organic substances reach the skin, they cause different phenomena. The difference in these combinations is caused entirely by a deficiency in the inorganic cell-salts that control the particular organic substances which are doing the mischief.

There can be but one true theory of disease and its cause. Biochemistry offers a rational explanation. Has there ever been an explanation offered before that even had the semblance of truth and reason?

The treatment of erysipelas by the biochemic method is as follows: For the rose or highly inflammatory kind, with fever, *Ferr. phos.* For vesicular or erysipelas cullosum, *Kali mur.*; blistering variety, *Kali sulph.*; smooth, red, shiny, tingling or painful swelling of the skin, *Natr. phos.* For the smooth form, with bilious symptoms, *Natr. sulph.*

Potencies from 3x to 6x work well, although some practitioners use the higher—30x to 200x.

FERR. PHOS.—Chief remedy in the first or inflammatory stage, for the heat, redness, fever and pain. Rose erysipelas, externally and internally.

NATR. SULPH.—Chief remedy for erysipelas, with or without vomiting of bile, with smooth, red, shiny, tingling or painful swelling of the skin.

KALI MUR.—For the vesicular form, chief remedy, in alternation with *Ferr. phos.*

KALI SULPH.—Erysipelas, in the blistering form, to aid in desquamation.

NATR. PHOS.—Erysipelas; smooth, red, shiny, tingling or painful swelling of the skin.

CLINICAL CASES.

Natr. sulph. in facial Erysipelas:

Mr. J., æt. 56; erysipelas of the face; face much swollen, shiny, smooth and tingling; high fever and distressing

pain. *Ferr. phos.*, alternated with *Natr. sulph.*, with local applications of *Ferr. phos.*, and occasional doses of *Kali mur.*, soon made a strong convert to the "flour and water" treatment, although he was, at first, a confirmed skeptic. (J. B. Chapman.)

Natr. sulph. and Ferr. phos. in Erysipelas accompanied by prostration and delirium:

Mrs. Forbes, a widow, was lying very ill with erysipelas; high fever and quite prostrate. The members of her family thought her dying, as she had become delirious. Her head and face so swollen that her eyes were literally closed, suffering intense pain. *Natr. sulph.* and *Ferr. phos.*, alternately, a dose every hour and oftener, were given. After the second dose of the former she ejected a great quantity of bile. The severe symptoms subsided. This was on Saturday night. The medicine was continued; *Ferr. phos.* now only intercurrently, as the pulse had become less frequent. To the astonishment of all her friends, on Wednesday morning she was so well that she went out to her work as usual. Statistics show a death-rate of 2,000 per annum from this disease. In a similar case of erysipelas in a lady, æt. 87, these two remedies and a few doses of *Kali phos.* cured her, when the usual treatment, painting with iodine, brandy, etc., had no effect in arresting the disease. (M. D.W. From Schuessler.)

EXOPHTHALMIC GOITRE.

NATR. MUR.—Vision not clear, the eyes seem misty all day; cervical glands swollen and painful, chokes easily when swallowing; changed voice; eccentric; dilatation of the heart, with systolic bellows sound; difficulty of breathing, even when keeping quiet, on standing or walking, with trembling of hands and feet; sensation of violent constriction in the heart, with intermitting pulse and feeling of oppression in lower part of the chest fluttering of the heart; intermitting pulse; short breathed from least exertion. (Lillienthal.)

EYE, DISEASES OF.

The remarks under Diseases of the Ear are applicable here. The pathology of all diseases of the eye will be found under the pathology of exudations.

FERR. PHOS.—**Inflammations of the eyes**, with pain and redness, **in the first stage**, before pus-secretion has commenced. Burning sensation in the eyes. Pain in the eyeballs, aggravated by movement, and relieved by bathing in cold water. Granulations of the eyelids, for the inflammation and pain, feeling of sand in the eyes. Local applications, 6x or 12x.

KALI MUR.—**Inflammations of the eye, in the second stage**, when there is a discharge of white mucus or of yellow-greenish matter; alternate with *Kali sulph.* Sore eyes, with specks of white matter or yellowish scabs on the lids (*Kali sulph.*). Retinitis, second stage. Granulated eyelids, with **feeling of sand in the eyes**; alternate with *Ferr. phos.* Superficial flat ulcer, arising from a vesicle.

KALI SULPH.—**Third stage of inflammations**, with **discharge of yellow or greenish matter, slimy yellow or watery secretions** (*Kali mur.*). Yellow crusts on the eyelids. Cataract, dimness of the crystalline lens; alternate with *Natr. mur.*

KALI PHOS.—Weak eye-sight from an exhausted condition of the system after disease. Blindness from partial decay of the optic nerve. Excited, staring appearance of the eyes, with dilated pupils, indicating a nervous disturbance, during the course of the disease. Drooping of the eyelids from partial paralysis of the muscles. Squinting after diphtheria, from asthenic conditions.

MAGNES. PHOS.—Drooping of the eyelids; in alternation with *Kali phos.* Affections of the eyes in which there is **great sensitiveness to light**, contracted pupils. Vision affected, **sees sparks and colors before eyes**. Dullness of sight from weakness of the optic nerve. Neuralgia of the eye, pain is

relieved by warmth and aggravated by cold. Spasmodic squinting and twitching of the eyelids.

NATR. MUR.—Discharge of clear, watery mucus from the eyes or flow of tears, with obstruction of the tear-ducts; alternate *Ferr. phos.* **Discharges from the eyes causing soreness of the skin**, or eruption of small vesicles. Granulated eyelids, with or without secretion of tears, to absorb the vesicles. White spots on the cornea; also syringe the eyes daily with a solution of the same. Muscular asthenopia. Neuralgic pains recurring periodically, with flow of tears. Blisters on the cornea.

CALC. SULPH.—Inflammation of the eyes, with **discharge of thick, yellow matter**. Deep ulcers of the cornea, with characteristic discharge of pus. Abscess of the cornea. Hypopyum, to absorb the pus. Retinitis, pustular keratitis and conjunctivitis, when there is a discharge of characteristic pus. Compare *Silicea*.

SILICEA.—Deep-seated ulcers of the eye. **Inflammations, with thick, yellow discharges** (*Calc. sulph.*). Stytes on the eyelids; also as a lotion. Hypopyum. Weakness of the sight after suppressed foot-sweats. Little boils and tumors around the eyelids.

NATR. PHOS.—Inflammation of eyes (*Conjunctivitis*), with **discharge of golden-yellow, creamy matter**, the **lids are glued together in the morning**; note also coating of tongue, palate, presence of acid conditions, etc. Squinting from intestinal irritation, worms, etc. Scrofulous ophthalmia (also local application).

NATR. SULPH.—Yellowness of the eyeballs from derangement of the liver.

CALC. PHOS.—Spasmodic affections of the eyelids, after *Magnes. phos.*, if that remedy fails to give relief. Neuralgia of the eyes, when *Magnes. phos.* fails. Photophobia, parenchymatous keratitis in scrofulous diathesis. Diplopia (also *Magnes. phos.*).

CALC. FLUOR.—Flickering and sparks before the eyes, spots on the cornea, conjunctivitis. Cataract.

CLINICAL CASES.

Kali mur. in Parenchymatous Keratitis:

Inflammation of right cornea, extending over the whole of its surface, of three months' duration; patient could only count fingers; some pain, slight photophobia and redness, pupil dilates slowly under *Atrop.*, but quickly contracts again. *Aurum mur.*, *Cinnabar*, with instillations of *Atrop.*, did no good. *Kali mur.*, 6x, cured. Cases of choroidoretinitis cured by *Kali mur.* (Allen and Norton, Ophthalmic Therapeutics, p. 106.)

The following cases from N. A. J. H., September, 1885, p. 15, reported by George S. Norton, M.D., shows the beautiful action of *Kali mur.* in ulceration of the cornea:

Kali mur. in Corneal Ulcer:

CASE I.—Case of ulcer of the cornea, large in size, steadily increasing in extent, vascular base, moderate redness, no pain, slight photophobia, profuse lachrymation, nose sore, corners ulcerated. *Kali mur.*, 6x. Improvement set in at once, and ulcer commenced to heal; within five days the vascularity disappeared, and in ten days the eye was perfectly well.

CASE II.—Case of ulcer of the cornea, with elevated edges and vascular base, resulting from phlyctenular keratitis; in spite of all treatment it had steadily increased; cornea hazy around ulcer. *Kali mur.*, 6x. The ulcer began at once to heal, and in two weeks all inflammatory symptoms had disappeared.

CASE III.—Ulcer of cornea from the same cause as the above; also a rapidly-increasing purulent infiltration between the corneal layers. Photophobia well marked; moderate redness and no pain. Several remedies were administered with no benefit. *Kali mur.*, 3x, was prescribed, and a rapid cure followed.

CASE IV.—Child, with ulcer near centre of cornea, which was deep; infiltration considerable. Pus in the anterior chamber; moderately red, no pain. *Atrop.* instillation.

Hypopyum disappeared, and in twenty-four hours a rapid recovery followed under *Kali mur.*, 3x.

Natr. mur. in excessive Lachrymal Secretions:

Dr. Kock writes: An old woman came to me, æt. 72. She had worn a green shade over her eyes, to my recollection, since my younger days, when, as a student, I spent my holidays at Simbach with my grandparents. This person complained of a constant burning sensation in her eyes, causing a continual flow of smarting tears. This commenced at 8 o'clock in the morning and lasted until sunset. During the night it was better. She had much thirst, but little appetite. Externally, the conjunctiva palpebrarum was in a chronic state of inflammation. On each side of the nose there were excoriation and eczema of the skin, caused by the flow of acrid tears. The punctæ lachrymosa were dilated, but the tear-ducts were unobstructed. I hesitated whether I should give *Natr. mur.* or *Arsenic*; but Dr. Schuessler's special mention of *Natr. mur.* in regard to the excessive lachrymal secretions, determined my choice, and I gave *Natr. mur.* in water, one teaspoonful three times a day. In three weeks the symptoms all greatly subsided and shortly after entirely disappeared. (From Schuessler.)

Natr. mur. in Scrofulous subjects:

I have hitherto only given *Natr. phos.* in scrofulous subjects, and only then when my old remedies, *Calc. carb.*, etc., failed.

Natr. phos. in Conjunctivitis:

One case was particularly striking on account of its being cured so rapidly. In May last, a little girl, æt. 8, was brought to me, who suffered from severe conjunctivitis, with great dread of light. She had been treated for some time by an ordinary practitioner, but without effect. I ascertained that her eye-affection dated from the time she had had the measles, some years previous. *Calc. carb.* and other medicines proved ineffectual. The enlargement of the glands of the neck, and the creamy secretion of the eyelids, led me to try *Natr. phos.*,

of which I administered a dose three times daily. A week later and the child was brought to me, her eyes bright and perfectly cured. (From Schuessler.)

Ferr. phos. and Calc. sulph. in Hypopyum and Conjunctivitis:

Dr. Kock informed us that a farm-servant came to him and said he could not see. Some time before this a piece of wood had struck him in the eye. He had been treated for it; had had purgative leeches and cold water applications, and now his sight was quite gone. The particulars of the case were these: The bulbus was infiltrated, with vascular engorgement. The conjunctiva was swollen, and the eyelids also in an irritated condition. The cornea was dim, with a smoky appearance of the anterior chamber (*i. e.*, between the cornea and iris), and some matter could be seen floating, quite distinctly. I found no foreign body. The subjective results were: severe burning pain in the eyes, as if from a foreign body, and a continuous flow of tears. The man had to keep his eye tied up. His appetite was good and pulse normal. As to the therapeutic treatment, I had evidently to deal with two different affections—hypopyum (matter in the eye) and conjunctivitis. First of all, I gave *Ferr. phos.*, a dose every two hours; and in a week the burning pain and water in the eye were less. One week after this the man complained that his sight had not improved. Now I had the task of absorption of the matter before me, as well as the clearing of the cornea. To meet the first condition, I gave *Hepar sulph.*, but after a fortnight I could recognize no special progress. I felt rather in a fix with the case, as absorption would not take place. Remembering an expression of Dr. Quagley, that he considered Schuessler's *Calc. sulph.* a still more powerful medicine, I gave some *Calc. sulph.*, to be taken in water in three doses. Scarcely a week after, the man came to me greatly delighted, saying he could see gleams of light in the right eye. Positively, I found the cornea less cloudy, and could observe that some of the matter had been absorbed. I now gave him a dose only night and morning. In three weeks absorption was complete and dimness of the cornea

quite removed and his sight restored. Besides all this, all the inflammation of the conjunctiva was cured. (From Schuessler.)

Calc. phos. in Recurring Keratitis :

Girl, æt. 16; recurring keratitis. Left eye much inflamed, photophobia, slight haziness of the cornea, and traversed with red vessels; zonular redness. *Calc. phos.*, 3x, completely restored the patient. I have never found it of any use where the palpebral conjunctiva was much engorged. (R. T. Cooper.)

Natr. mur. in Overstrained Eyes :

Book-keeper, æt. 28; overstrained eyes. "Feel like chilblains," must wipe them often, and pull at the lashes. Is emmetropic, though can read No. 15 at fifteen feet with difficulty, from blurring of the letters; not improved by glasses. A candle held twelve inches seems double, and the left image is seen with the right eye, hence he has asthenopia from paresis of the internal recti muscles. *Natr. mur.* cured. (T. F. Allen.)

FELON.

(See Abscess.)

FERR. PHOS.—In the first or inflammatory stage of felons, for the heat, pain congestion and fever.

SILICEA.—In felons, this remedy is indispensable, to control the formation of pus, and promote the growth of new nails, which are largely composed of this salt.

CLINICAL CASES.

Ferr. phos. in Felons :

A dressmaker, in her busiest season, got a felon on the index finger of her right hand. I gave her *Ferr. phos.*, 6x, in water every two hours, which gave prompt relief and, as she supposed, cured her. She made too much use of her hand and the felon returned, with increased pain and swelling. I then discontinued the *Ferr. phos.* and gave her *Silicea*, and in a short time the finger was perfectly well, with no recurrence. (C. R. Vogel, M.D.)

FEVERS—SIMPLE.

(See *Intermittent Fever.*)

WHAT a handy word is "malaria" for the average doctor, when a person feels badly or complains to the doctor of biliousness, and asks the cause, the answer comes, without a moment's hesitation: "Oh, you have the malaria." And the patient goes away satisfied that it is the malaria, although neither he nor the doctor he consulted have the slightest idea what malaria is. Malaria simply means "bad air," and the medical world has taken it for granted that bad air in some way causes chills. The idea, or belief, arose from the fact that chills, or fever and ague, prevail to a greater extent in the latter part of summer or autumn, when stagnant pools abound or the vegetation about ponds, swamps, lakes or water-courses begins to decay.

Experience has proven that those living on the banks of the Hudson, where it runs between banks from one to three hundred feet in height, are subject to malarial conditions as well as the dwellers in the Mississippi Bottoms.

The biochemic pathology of the ague is, it seems to me, clear, explicit and unanswerable. It is as follows: Hot weather causes a rapid evaporation of water, and it is held in solution in the atmosphere, and is, of course, taken into the blood through the lungs by the act of breathing; thus the blood becomes overcharged with water. Sodium sulphate, one of the mineral salts of blood, has an affinity for oxygen, and oxygen has an affinity for water, and thus, in health, the surplus water may be eliminated from the blood and the proper balance maintained; but if, from any cause, the molecules of sodium sulphate fall below the standard when there is much moisture in the air, as there always is in hot weather, the blood does not receive enough oxygen through the process of respiration to eliminate, or carry off, the extra amount of water. Hence, any one who lacks the even

balance of sodium sulphate is liable to "malarial" conditions. The water itself in a swamp is as pure as any water when it is separated from the organic matter, *i. e.*, the vegetable growth found in the swamp. This vegetable growth, when decaying, may emit a disagreeable odor, but has no possible connection with the "chills." A chill is a spasm or violent exertion made by the nervous, muscular and vascular system to throw off the surplus water. It is always followed by an increased circulation and perspiration, in which the excess of water is disposed of. The reason the chills or spasms are about forty-eight hours apart is because it requires about that time to again overcharge the blood, through the process of breathing, when sodium sulphate is deficient.

Dry air will always cure ague. The air is always dry in cold weather. Cold weather cures ague. An ague patient only has to ascend a high mountain to the dry-air strata to be immediately cured of the chills.

The following will further explain the pathology: "If sodium sulphate is deficient in the blood, sugar is thrown off through the kidneys, the result being diabetes mellitus, another Latin phrase that was used by those people with understanding. It means 'I pass sugar.' In intermittent fever, known also as ague, chills and fever, malarial fever, the heat is caused by the increased circulation incident to the effort to rid the blood of an excess of water. The quantity of water in the blood corpuscles and the blood serum is increased, and consequently the quantity of oxygen taken up by the blood is diminished. Sodium sulphate promotes the removal of excess of water from the organism. When by its action the proportion of water in the corpuscles has been reduced to the normal condition, the corpuscles are again able to take up the full amount of oxygen and distribute it to the tissues. As the tissues are in this way brought back from their pathological to their normal physiological condition they are enabled to remove from the organism the cause of the ague—be it marsh-gas, bacteria, bacilli, microbes or germs.

Dry mountain air, which is rich in oxygen, can cure ague spontaneously, because the organism takes up a large amount of oxygen and disposes of much water by evaporation. Evidently, dry mountain air is death on germs and should be named the royal germ-killer. And here, it is proper to remark that the excess of water in the blood is obtained entirely from the air, and that any amount of water we may drink can have no effect upon it." Therefore, the chief remedy for all malarial conditions is *Natr. sulph.* I generally use the 6x, but others claim good results from 1x. Those who have been afflicted for some time will probably need *Kali phos.* also; and the fever always calls for *Ferr. phos.*

In cases of drowsiness, especially in the forenoon, *Natr. mur.* should be given, two or three doses daily. I have been asked to give a reason why quinine frequently breaks up the chills: *First*, Nature has only one vehicle to carry off waste matter or any substance not needed. The moment any foreign substance is taken into the organism, the fluids of the body (water) are called upon to wash it away; thus the amount of water is reduced and the chills temporarily checked. *Second*, Quinine contains a small per cent. of both ferrum phosphate and sodium sulphate. But sodium sulphate and ferrum phosphate are the remedies, and not the quinine. It is much better to furnish the blood with the natural tools to carry off the surplus water, which are sodium sulphate and oxygen, than to incidentally reduce the amount of water in the blood by calling upon it to eliminate a poison from the system.

Deafness and blindness are frequently caused by the prolonged use of quinine, because it consumes the water to that extent that dryness of membrane is the result. Should this occur in the structure of the middle ear or lining membrane of the eustachian tube, partial deafness will be the result. If a dryness, deficiency in water, should be caused in any of the delicate membranes of the structure of the eye, the sight will be impaired. Which is the worst to have: Chills, or be blind and deaf? The biochemic remedies build up; they do not tear down.

FERR. PHOS.—This is the **chief remedy in all fevers**; as first remedy for quickened pulse, rise of temperature, heat, etc. Inflammatory, catarrhal or rheumatic fevers, for the febrile symptoms, *Ferr. phos.* is the remedy, in alternation with other indicated remedies. Feverishness in all stages.

KALI MUR.—**Second remedy in fevers, with thick, white coating on the tongue, or with constipation.**

KALI PHOS.—In purely nervous fevers, with high temperature, quick and irregular pulse, nervous excitement and weakness; alternate with *Ferr. phos.*

KALI SULPH.—When the **temperature rises in the evening.** To promote perspiration, if not produced by *Ferr. phos.* In fevers from blood-poisoning.

NATR. MUR.—**Hay fever, with watery discharges from the eyes or nose.** Alternate with *Ferr. phos.* for the fever.

CLINICAL CASES.

Kali mur. in simple Fevers:

Mr. L., a gentleman æt. 38, took a chill while in a state of perspiration. He suffered in consequence from tearing pains in the limbs, noises in the ears, with dullness of hearing and frontal headache. The pains were accompanied by fever; and although he had night-sweats, they brought no relief. The appetite was poor and the tongue covered with a white coating. I gave a small quantity of *Kali mur.*, in water every two hours. A rapid general improvement set in, but pain and numbness in the feet were still present. Also the habitual perspiration of the feet was still absent. At this stage the patient received *Silicea*, two doses daily for a week. Perspiration of feet was re-established, and on the appearance of this, the rest of the ailments left him and health was quite restored. (From Schuessler.)

Ferr. phos., 6x, in Fevers:

Dr. G. H. Martin reports a case of high fever (104 degrees), general exhaustion, lameness in muscles, headache and diminished appetite, in which he prescribed *Ferr. phos.*, 12x, which did no good, the patient declaring the following

day that his symptoms were worse. *Ferr. phos.*, 6x, which was then prescribed, caused an immediate improvement.

FISTULA ANO.

CALC. PHOS.—After surgical interference for the fistula. Fistula ano alternating with chest symptoms, or in persons who have pains in joints with every spell of cold, stormy weather, especially in tall, slim persons; burning and pulsating in anus; bearing down towards anus; sore feeling in anus when getting up in the morning. (Lillienthal.)

SILICEA.—Fistula in anus, with chest symptoms; sharp stitches in rectum while walking; abdominal pains, relieved by warmth; suppuration of abscess; purulent sputa. (Lillienthal.)

FLATULENCE.

(*See Gastric Disorders.*)

FLOODING.

(*See Hemorrhage.*)

GALL-STONES.

A calcareous deposit, *i. e.*, a deposit of lime found in the gall-bladder or in its ducts. The cause is, first, a deficiency of sodium sulphate molecules, which cause an inspissation, thickening, of bile. The gastric juice then parts with molecules of calcium phosphate, to make up the deficiency, by the albumen which is carried with the lime to again thin the bile to its normal consistency. In some instances it fails, and the lime and albumen become non-functional and by the action of vitiated bile forms the stone.

CALC. PHOS.—To prevent the formation of the stone; in alternation with *Natr. sulph.* in bilious subjects with gouty diathesis.

MAGNES. PHOS.—For the excessive pain and spasms from gall-stones.

GASTRIC DERANGEMENTS.

Gastric derangements, in all their forms, are caused by deficiencies of certain cell-salts in the digestive fluids, except in cases of gormandizing.

FERR. PHOS.—Gastritis, with much pain, swelling and tenderness of the stomach, accompanied with vomiting of undigested food. Pain is relieved by hot applications over the region of the stomach, causing a counter-inflammation, or by cold drinks. **First stage of gastric fever.** Flatulence, bringing back the taste of the food. **Dyspepsia, with hot, flushed face;** stomach is tender to the touch; alternate with remedy indicated by coating of the tongue. Dyspepsia, with beating or throbbing pain, tongue clean, or with vomiting of undigested food.

Indigestion from relaxed condition of the muscular walls of blood-vessels of the stomach, with tenderness, burning, flushed face, etc. Stomachache from chill, with loose evacuations. Loss of appetite, with feverish conditions.

KALI MUR.—All gastric or bilious derangements, when the **tongue has a white or grayish-white coating**, especially noticeable **in the morning**. Indigestion, with pain or heavy feeling in region of liver, or under right shoulder-blade, with white-coated tongue and protruding eyeballs. Gastritis, when from taking too hot drinks, this remedy should be given at once to heal the scalded membrane.

Flatulence, with inactivity of the liver; **sick feeling after eating fat or rich food**. Gastritis, for the second stage. Dyspepsia, with constipation.

NATR. PHOS.—Gastric derangements, with excess of lactic acid; acidity of the stomach, sour risings, and thin, moist, **creamy, yellow coating on the back part of tongue, tonsils and palate**. Sour taste in the mouth. Belching of wind tasting acid. Gastric ulceration. Severe pain in stomach after eating, with acid risings. “Heart-burn” alternate *Ferr. phos.* Stomachache, with symptoms of acidity of stomach, or from worms. Loss of appetite, with acid conditions.

NATR. MUR.—Indigestion, with water-brash. Pain in stomach, with water gathering in the mouth or **vomiting of clear, frothy water**, not acid. Indigestion, with the above symptoms, frequently accompanied with constipation.

CALC. PHOS.—Useful, if given intercurrently in all cases of indigestion. Indigestion is frequently from non-assimilation of the food; therefore, *Calc. phos.* is a most important remedy to aid in digestion, as it has the power of breaking up the particles of food. **Pain after eating even the smallest quantity of food or drinking cold water**, if there are no acid conditions present. “Almost an infallible remedy for excessive accumulation of gas in the stomach.” (Foster.) After gastric fever, a course of this remedy is useful to rebuild wasted tissue and promote digestion of food.

KALI PHOS.—Indigestion, with “**gone feeling**” in the stomach, from nervous disturbance. Hungry feeling after taking food. **Voracious appetite after typhoid fever or other wasting diseases.** Flatulence, with weary pain in left side, gas gathers about heart, causing distress, pain and weakness of heart. Gastritis, if it comes too late under treatment, with asthenic conditions. Stomachache from fright or excitement.

KALI SULPH.—Indigestion, with slimy, yellow-coated tongue. Dyspepsia, with sensation of pressure and fullness at pit of stomach. Indigestion, with pain in stomach and water gathering in the mouth, if *Natr. mur.* or *Kali mur.* does not give relief. Colicky pains in the stomach (if *Magnes. phos.* fails). “Pain in stomach, fixed in the abdomen, just above the angle of the crest of the ileum, in a line toward the umbilicus, deep within, beside the right hip.” (Walker.) Chronic catarrh of the stomach, with characteristic slimy, yellow coating of the tongue.

MAGNES. PHOS.—**Spasms and cramping of the stomach, with clean tongue.** Indigestion, with nipping, griping pains in stomach, belching of gas gives no relief. **Gnawing pains in the stomach.** “Pains, with crampy, tight, drawing, lacing sensation.” (Schuessler.) Convulsive hiccough. Neuralgia of the stomach, relieved by hot drinks.

NATR. SULPH.—Gastric derangements, with biliousness, bitter taste in the mouth, excess of bile, vomiting of bitter fluid. **Tongue** is generally **covered with a greenish-brown or greenish-gray coating**; dark bilious stools. Derangement of the stomach, with bitter taste in mouth in morning; headache, vertigo and lassitude. Stitching pains in the liver, with bilious symptoms, vomiting of bile or greenish matter.

CLINICAL CASES.

Kali phos. in Unnatural Appetite:

A young man complained of an unnatural appetite. He had to eat almost every hour, feeling such an intense craving for food, yet he felt exhausted and languid. There were no secondary symptoms present. The tongue was clean, the urine was not increased, evacuations normal. *Kali phos.* cured the patient in the course of two days. (From Schuessler.)

Natr. mur. cured Chill caused by acid food:

Farmer B. consulted me for a singular affection. All acid food caused an attack beginning with a strong chill, followed by fever and profuse weakening sweat. *Natr. mur.* After fourteen days he informed me that the attacks had entirely ceased, and the partaking of acid foods did not cause him the least discomfort.

Natr. phos. for Burning in Stomach after meals:

Patient, with troublesome burning in the stomach after eating and continuing until next meal-time; pain develops one or two hours after meals; tongue light-gray; no bad taste, no tenderness; bowels regular; stools normal; no thirst; the burning was so troublesome as to keep him awake at night. *Natr. phos.* cured. (*Med. Era.*)

Natr. phos. in Indigestion after Typhoid:

Child, with indigestion after typhoid fever. Everything soured on his stomach; breath sour; vomited curdled milk and sour-smelling fluids; green stool alternating with constipation; was troubled with colic; white-coated tongue and

white around mouth; fretful, cross and restless. *Natr. phos.* cured. (*Med. Era.*)

***Natr. sulph.* cured him as if by magic:**

A landed proprietor, æt. 44, wrote to me a few weeks ago:

"The medicine I have taken very steadily, and for a long time attended strictly to my diet. In spite of this, my trouble is no better; I may almost say it has become worse. The conditions are these: 1. I feel almost constantly a taste as of bile. 2. My tongue is covered with a curdy, bitter coating. 3. During the day, especially after food, I suffer from eructations of gases, which have either bitter taste or are tasteless. 4. My complexion is rather yellow. 5. The appetite very slight; no thirst. My favorite beverage, beer, is distasteful to me. 6. I incline to shiver, and am somewhat faint. 7. My head is but little involved, but feel a constant pressure over one eye. 8. Stools are normal, but scanty, on account of spare diet. The whole condition discloses that I have bile in the stomach."

Thus far, the patient's own report. To this I may add that the patient in question had already taken, by my orders, *Nux. vom.* and *Pulsat.* He had used the waters of Marienbad the previous summer, on recommendation of another medical man. I sent him now *Natr. sulph.*, with the request to take daily three doses of this powder. The gentleman came, six or seven days later, to my consulting rooms to thank me for the valuable medicine.

"The powder," he said, "has really worked wonders. All my ailments have disappeared as if by magic, and I feel at last perfectly well." (From Schuessler.)

***Ferr. phos.* in Gastralgia:**

Dr. Mossa, Bamberg, reports: Toward the end of last year I received a letter with the following details, asking me to forward some medicine:

"My boy, a child æt. 7, hitherto healthy and strong, has been suffering from pains in the stomach for some weeks. Latterly, he has vomited all his food, sometimes immediately

after taking it, and at other times, not until during the night. The child has now become emaciated. Last week he was frequently feverish. This has, however, not returned since taking the medicine our doctor here has given him. The boy complains of much exhaustion."

To form a scientific diagnosis of the case on such information was clearly impossible. But, as it was not convenient for me personally to examine the case, I had to do my best with the details furnished. The nature of the abdominal pains pointed to swelling and enlargement of the organs of the viscera, liver, spleen, etc., also the feverish attacks, probably subdued by quinine, and the vomiting of food, all coincided with my surmises. As to the selection of the medicine, I hesitated considerably, and then decided to give *Ferr. phos.*, twelve powders, one night and morning. The report was favorable, some time after. The fever had not returned; the vomiting of food and pains in the stomach had quite ceased soon after taking the medicine. The little fellow was so much stronger that he attended school again. (From Schuessler.)

Ferr. phos. in Gastric Ulceration:

W. Watson, æt. 40; ulceration of stomach; vomited all his food and, latterly, the egesta had the appearance of coffee-grounds. He had suffered from vomiting and indigestion, more or less, for fourteen years, and had seen many doctors and taken much medicine without avail. I advised him to take *Ferr. phos.*, 6x, and *Natr. phos.*, 6x, in usual quantities, and a tablespoonful every two hours alternately for a fortnight. On his second visit he was free from vomiting, and had little pain, and felt greatly better. He continued another ten days with the same remedies, and returned quite well. On making special inquiry if he had nothing troubling him, he said: "No, the only thing I sometimes trouble myself about is thinking, after taking any kind of food, whether it will trouble me, but it never does." His cure has proved permanent, as it is now nearly two years since, and he is keeping well. (M. D. W. From Schuessler.)

Ferr. phos. in loss of Appetite:

Sudden attacks of deathly sickness at the stomach, coming on at no particular time, even in sleep, and lasting one-half or one hour; appetite poor. *Ferr. phos.* cured, and appetite became ravenous. (Raue.)

Natr. phos. in chronic Dyspepsia:

A young man with chronic dyspepsia. After trying several remedies without effect, I discovered in the mouth a thin, yellow, creamy coating on the soft palate. This induced me to give the patient *Natr. phos.*, which cured him in a short space of time. (C. Hg.)

Natr. sulph. in Non-Assimilation:

An old man, some 60 years of age, came to see me; he had "dyspepsia," the doctors said. Emaciated, pale, swarthy; no appetite; restless; bowels inactive, stools sometimes light-colored and at times costive; tongue thickly coated with a brownish-yellow tinge, bitter taste; conjunctiva bluish-white; skin wrinkled and bowels retracted and shrunken, shriveled, and a pain in the stomach of a burning character after eating; and from the general character of the case, assimilation was greatly at fault. The man had been, and was at the time, taking *Argentum*, in pill form, from a "regular," three doses a day, and had been for a year or more; all to no purpose except to hasten the emaciation. After surveying the situation and taking all conditions, I at once put him on *Natr. sulph.*, 6x, three doses a day before meals, and *Kali phos.*, 6x, as a nerve remedy. These two remedies perfectly cured the "dyspepsia" and all the other troubles, so that in about three weeks he was a well man, the *Natr. sulph.* correcting all the liver and stomach troubles, and the *Kali phos.* building up the nerve forces. (A. P. Davis, M.D.)

GLANDULAR AFFECTIONS.

(See *Scrofula*.)

The article on *Scrofula* covers the whole ground in regard to affections of the glands.

In the condition called mumps, a lack of the molecules of potassium chloride allows the fibrine to become a disturbing element; and on its way out, instead of passing through the lungs or nasal passages, it accumulates in the parotid gland, causing inflammation and swelling. The cause and treatment of diphtheria, croup, tonsilitis and mumps is the same.

KALI MUR.—Is the **chief remedy in glandular swellings**, when the gland is not excessively hard. Scrofulous enlargement of glands. Swelling of the glands of the throat and neck. **Mumps.** In all swellings, where practicable, the remedy should be used externally as well as internally; apply with vaseline, well rubbed in, or a solution on lint.

CALC. FLUOR.—Glandular swellings, if of stony hardness; alternate with *Kali mur.* **Hardened glands in the female breast.** Chronic inflammation of glands, when very hard.

NATR. MUR.—Glandular swellings, with characteristic watery symptoms, excessive secretion of saliva, etc. Chronic swelling of lymphatic glands, with watery symptoms. **Enlargement of sebaceous glands.** Mumps, with watery symptoms. Exophthalmic goitre.

FERR. PHOS.—Acute swelling of the glands, for the fever and pain.

CALC. PHOS.—**Chronic enlargement of the glands, chief remedy.** Bronchocele, goitre, requires *Calc. phos.*, the chief remedy. Scrofulous enlargement of the glands.

SILICEA.—Swollen glands which are inclined to suppurate require *Silicea*, to facilitate the formation of pus. **Scrofulous glands.**

CALC. SULPH.—When the glands are discharging pus, to control suppuration. See under Abscess, for nature of discharge. If the edges around the suppurating parts are hard and callous, *Calc. fluor.* will be required.

NATR. PHOS.—In goitre, with tongue and acid symptoms indicating this remedy.

CLINICAL CASES.

Natr. sulph. in chronic swelling of Cervical Glands:

Grauvogl, in his *Text-book*, page 360, gives a remarkable result from six weeks' use of *Natr. sulph.* in case of chronic swelling of the cervical glands, so extensive as to practically obliterate the neck. All known treatment at the universities failed, but *Natr. sulph.*, 3x, every two hours, produced rapid improvement in the swelling and general health of the patient.

GOITRE.

(See *Glandular Affections*.)

Goitre is frequently caused by a deficiency or excess of phosphate of lime in the drinking water, producing a disturbance in the molecular action of this salt; therefore, Calc. phos. is the true remedy to correct this abnormal condition. If, from other causes, the conditions must be carefully considered and coating of the tongue noted. Local applications of the remedies are also useful.

Dr. M. D. Walker, of Dundee, Scotland, in a private letter to me, dated November 15, 1892, says: "My experience has led me to recognize that *Natr. phos.* is one of the most required salts in the economy. In goitre especially—give it as an alternating remedy. An acid is the only solvent of lime, and if Calc. phos. and Calc. fluor. are needed, then an excess of some acid may be suspected of solving out this cell-salt. Do not allow theories of the old school to deter you from looking results or plain facts fairly in the face, and try to meet the cause of the effect—you will have good results with goitre. Let *Natr. phos.* be taken, twice daily, months after the cure has been established." (Dr. J. B. Chapman.)

CLINICAL CASES.

Natr. phos. for pressure in Goitre:

Natr. phos., 3x, relieved pressure in thirteen cases of goitre by taking a dose three times a day; pressure was

relieved in from three to five days. In some instances a cure was effected. (J. S. Skeels, M.D., *Hahnemannian Monthly*, 1880.)

Kali mur. reduced the Swelling:

A swelling under the chin, the size of a pigeon's egg, was considerably reduced by *Kali. mur.*, but still there was induration (hardness), with an uneven surface. *Calc. fluor.*, taken for a few days, caused it to disappear altogether. Shortly after its disappearance, the patient had slight conjunctivitis, with swelling, which *Kali. mur.* soon cured. (Dr. K. From Schuessler.)

GONORRHŒA.

The fact that the successful biochemic treatment of gonorrhœa is the same as the treatment for catarrh, proves the cause to be the same. Of course, it is hard for those who have been educated in the old pathology to believe that a simple deficiency in potassium or sodium chloride, or calcium phosphate, can produce the symptoms classified under the heading—gonorrhœa; but when the symptoms readily yield to a treatment that simply supplies these salts, and thereby prevents further escape of organic matter, one is led to exclaim, that facts are better than theories. For an explanation of the *contagious* nature of the gonorrhœa exudation, the reader is referred to article on Syphilis, and earnestly requested to read and reread it carefully, for in it he will find the true pathology of gonorrhœa.

KALI MUR.—This is the **principal remedy in gonorrhœa.** Almost a specific in cases where swelling of any of the parts exists. Discharge of thick, white or yellowish-white pus. Avoid pressing along the urethra to bring out pus, as it produces an inflammation and greatly retards the cure. Walking other exercise should also be avoided.

FERR. PHOS.—For the inflammatory conditions accompanying gonorrhœa.

KALI PHOS.—Gonorrhœa glans penis, balanitis, requires *Kali phos.* internally and externally. **Gonorrhœa, with discharge of blood.**

CALC. SULPH.—When the discharge consists of blood and pus or purulent matter.

NATR. MUR.—Gonorrhœa, when **chronic, with characteristic watery, transparent discharges.** Gonorrhœa, with watery scalding discharges, also *Calc. phos.* Gleet, alternate with *Calc. phos.* **After injections of nitrate of silver,** to destroy the injurious effects of the drug.

CALC. PHOS.—Gonorrhœa, with anæmic conditions. Gleet, in alternation with *Natr. mur.* Slimy, transparent, albuminous discharges.

KALI SULPH.—Gonorrhœa, with slimy, yellow or greenish discharge. Gleet, with characteristic discharge of yellow matter.

NATR. SULPH.—Chronic gonorrhœa, with **yellowish-green discharge,** which keeps up, of thick consistence. Very little pain. In gonorrhœa, use the third decimal every hour or two, four drops in a little water. (Grauvogl.) **Enlarged prostate. Fig-warts.**

SILICEA.—Gonorrhœa cases of long standing, with thick, fetid pus. **Constant feeling of chilliness,** even during exercise. Balanitis.

CLINICAL CASES.

Magnes. phos. in chronic Gonorrhœa:

A man, æt. 70, suffered for three years from discharge from the urethra; secretion small in quantity; clear mucus; on urinating violent, burning, sticking pains. *Kali sulph.*, *Kali mur.* and *Natr. mur.* did no good. *Magnes. phos.*, 6x, cured the case in four weeks. The character of the pains was the prominent indication. (Schuessler, *Allg. Zeit.*, 1875.)

Natr. mur., 200x, in chronic Gonorrhœa:

Mr. M., a prominent business man, consulted me regarding a chronic gonorrhœal discharge of some two years' duration.

The characteristic symptom of his case was the discharge of a bland, clear, transparent, watery nature. Had been treated allopathically with the nitrate of silver; used almost everything that had been advised him, in fact. I prescribed an injection of olive oil, every two or three days, and gave *Nat. mur.*, 200x, internally, powder every night, placebo during day, every two hours. In three weeks time discharge had completely disappeared. (C. R. Vogel, M.D.)

Kali mur. for thick, yellow Discharges:

Have been asked to prescribe quite frequently in pharmacy for cases of gonorrhœa. The cases presented marked characteristics of *Kali mur.*, smelling of prepuce, with thick, yellowish-white pus discharges from the urethra, considerable pain along urethra, especially back of the glans penis. Prescribed *Kali mur.*, 3x, with plenty of hot water locally, and an injection of the permanganate of potash, grain one to aqua pura ounces eight, once a day. All have reported favorably. (R. Meyer.)

GOUT.

(See *Rheumatism.*)

NATR. PHOS.—Acute gout; chronic gout; profuse sour-smelling sweat.

NATR. SULPH.—In acute attacks of gout, should be given in alternation with *Ferr. phos.* Chronic gout; gout in feet, both acute and chronic. This is the **principal remedy** in this affection.

HÆMOPTYSIS.

(See *Hemorrhage.*)

HEADACHE.

Nothing need be said under this head, as the intelligent reader will see at a glance that a deficiency in any one or more of the inorganic salts may produce a headache.

KALI PHOS.—*Kali phos.* is indicated in those purely **nervous headaches** resulting from **overstrain of the mental faculties** or great exertion of the mind. Headaches of pale, irritable or excitable persons. Headache followed by exhaustion. Headaches of students and those worn-out by fatigue, when no gastric symptoms are present; the **tongue** is frequently **coated brownish-yellow, like stale mustard**; bad breath. Pains and sensation of weight in back of head, with weariness and exhaustion (after *Ferr. phos.*). Nervous headaches, with inability for thought, loss of strength, sleeplessness, etc.; better under cheerful excitement; gentle motion relieves. **Headache, with weary, empty feeling at pit of stomach**, associated with or the precursor of bilious troubles (*Natr. sulph.*). Neuralgic headache, with nervous symptoms, humming in the ears, etc.

FERR. PHOS.—Headaches which can be traced to an inflammatory state or a relaxation of the muscular walls of the blood-vessels of the head, allowing an engorgement to take place. **Headache, with bruising, pressing, stitching pains**, worse on movement or by stooping; **congestive headache**; red face and suffused redness of eyes. Throbbing headache from rush of blood to the head, cold applications relieve by reducing the congestion. Blind, sick headache, with vomiting of undigested food. Scalp sore and tender to the touch. Headaches from gouty predisposition (alternate *Natr. sulph.*). Effects of sun-heat or excessive cold. If the tongue is coated, alternate with the remedy indicated by the color.

KALI MUR.—Headaches, with **sluggish action of the liver**, **white or grayish-white coating of the tongue**, vomiting or hawking of milk-white mucus, etc., requires *Kali mur.*

NATR. MUR.—Dull, heavy headaches, with profusion of tears, from a derangement of the sodium chloride molecules; watery discharges from eyes and nose; excessive secretion of saliva, frequently associated with constipation and torpor of the bowels. **Headache, with drowsiness**, unrefreshing sleep, or vomiting of watery, transparent fluids. **Headaches of**

girls at puberty, or with irregular menstruations, with characteristic symptoms of this remedy, such as **drowsiness, stupor and watery secretions**. Headaches which are generally worse in the morning or disappearing with the sun.

KALI SULPH.—Headaches which grow worse in a heated room, and in the evening, and are better in cool open air. (Schuessler.)

MAGNES. PHOS.—**Neuralgic headache, with excruciating, stinging, shooting, darting pains**; intermittent or paroxysmal in character. Headache, when heat relieves and cold aggravates. Rheumatic headache, when very severe. **Nervous headache, with sparks before the eyes** and other optical defects. Headache, with spasmodic crampy pains, worse from draughts of cold air.

CALC. PHOS.—Headache, with cold feelings in the head, and the head feels cold to the touch (alternate with *Ferr. phos.*); pains are worse from hot or cold applications. **Headache, with creeping coldness and numbness on the head**. Neuralgic headache, if *Magnes. phos.* fails to give relief.

NATR. SULPH.—Headaches, when they are caused or accompanied by bilious symptoms, vomiting of bile, bitter taste, greenish-gray coated tongue, etc. Sick headache, with any of the above symptoms or colicky pains and bilious diarrhœa. Headaches, with giddiness, vertigo and dullness. Violent pains at base of brain or on top of the head; note also color of tongue and bilious symptoms.

NATR. PHOS.—“Headache after taking thick sour milk.” NOTE: Much has been said in regard to this symptom of Dr. Walker’s: even Schuessler has ridiculed it, calling it “a strange symptom;” but, in our opinion, Dr. Walker has fully established her position, when she explains that lactic acid is in excess in such milk, and *Natr. phos.* is the salt which decomposes lactic acid. **Headache on the crown of the head, on awaking in the morning, with moist yellow, creamy coating on the back part of the tongue, roof of mouth**. Headache, with acid, sour risings or vomiting of sour, watery transparent fluids. Frontal or occipital headaches; very

severe pain, as if the skull were too full, after *Ferr. phos.*

SILICEA.—Headaches accompanied with small lumps, the size of a pea, upon the scalp.

CLINICAL CASES.

Kali phos. in partial insanity from Headache:

A very interesting case came under my treatment. A lady, 55 years old, had such excruciating headache that she was partially insane; she claimed her brain was ruptured and running out of her eyes; a yellow-gray curd was exuding from her eyes. She had been suffering for some days. I gave her *Kali phos.*, 3x, which acted like a charm. In two hours the dose was repeated, and the result was perfect relief. Some four weeks later she had another attack, but not so bad. I gave her *Kali phos.*, 6x, and wishing to watch the case, I called in two hours. She said: "That was not the same medicine you gave me before; the action is barely perceptible." I then gave 3x, and in two hours she was well. Now, I have always been in favor of high potencies, but this experience seems to indicate that quantity comes in as a factor; if so, it should be noted that one dose of 3x is equal to one thousand 6x.

Natr. sulph. in periodic Headache:

M. H., æt. 16, has suffered for years from periodically returning headaches. The pain is concentrated in the right temple, and of a boring nature, as if a screw were being driven in—as the patient expresses herself. Preceding this pain there are burning sensations at the pit of the stomach, bitter taste in the mouth and lassitude. These symptoms are only felt at night or in the morning. When the attack comes on, the patient is quite unable to attend to any ordinary duties. Generally, vomiting of bile follows, and then improvement sets in. *Natr. sulph.* daily, the size of a bean, dissolved in water, and taken repeatedly, cured the young lady entirely. (From Schuessler.)

Kali phos. in nervous Headache:

Case of a young lady with excruciating nervous headache, with great sensitiveness to noise, during the second day of menstruation. *Kali phos.* produced, immediately after taking it, a great increase of the menstrual flow, with sudden relief of the headache. (W. P. Wesselhoeft, M.D. From Hg.)

Natr. sulph. in periodic Sick Headaches:

Young lady, æt. 16, suffered for years from periodical attacks of sick headache, characterized by boring pain in right temple, preceded by burning in stomach, bitter taste, languor. Pain comes on at night or in morning, followed by vomiting of bile, with subsequent relief. *Natr. sulph.*, daily doses, cured permanently.

Kali phos. in Headache of students:

While attending college I was troubled by a very severe headache, due to biliousness and overstrain of the mind, from too close application to study. The pains, of a neuralgic character, were accompanied by roaring and buzzing in the ears, dimness of vision, specks before the eyes; could not think properly, everything seemed to be confused; there was also a nasty, disagreeable, brownish-yellow coating on my tongue. Consulted one of the professors, who prescribed twelve powders of *Kali phos.*, one every three hours. Began to get better at once; continued the medicine for about three weeks, less often daily, and now, three years afterward, am troubled only occasionally with the headache, and then it is no comparison to what it was. (Dr. H. H. Hawkins.)

HEART AFFECTIONS.

It was shown under Abscess, that before the organic matter was thrown out of the blood that afterwards commenced to decay and caused the condition called abscess, it might form clots and thus disturb the vascular action of the heart. This is the pathology of embolus and, in some instances, palpitation. In such cases the term—heart dis-

ease—is a misnomer. As well say a machine had the *wheel disease* because a stick of wood had interfered with the action of the fly-wheel. Pericarditis is caused by a lack of the proper balance of the mineral salts in the blood, but particularly in the tissue of the pericardium.

A lack of iron molecules in the tissue of any membrane causes an inflammatory condition or excess of heat, in the following manner: Iron molecules are carriers of oxygen, and when the number is reduced, from any cause, the circulation is increased by nature's effort to carry sufficient oxygen through the organism, with the limited amount of iron at hand; the increased motion produces heat. The extra amount of blood flowing through the minute vessels of the membrane (pericardium) also causes more or less engorgement and thickening of the tissue.

The action of the heart is frequently interfered with by inflammation or thickening of the cardiac portion of the walls or muscular coating of the stomach.

KALI PHOS.—Heart complaint, functional, intermittent, with palpitation. Intermittent action of the heart, with nervousness, sensitiveness or exhaustion. **Palpitation of the heart after rheumatic fever; weak action of the heart.** *Kali phos.* is a most valuable heart stimulant in wasting fevers, when, after the fever is broken, sinking spells occur and the pulse becomes imperceptible; in this respect *Kali phos.* rivals *Arsen.* or *Digitalis*. Palpitation, with anxiety, melancholia, sleeplessness or general depression of the nervous system. Fainting, from any cause whatever.

FERR. PHOS.—Dilation of heart or of blood-vessels, in alternation with *Calc. fluor.*, the principal remedy. Inflammatory condition of the heart, in the congestive stage. Carditis, pericarditis, endocarditis, etc. Palpitation of the heart, in alternation with *Kali phos.*

CALC. FLUOR.—Dilation of the heart or blood-vessels from a relaxed condition of the muscular fibres; *Calc. fluor.* is the chief remedy to restore contractility of these fibres; alternate with *Ferr. phos.* Weak action of the heart from over-engorgement of that organ.

KALI MUR.—Embolus; for that condition of blood which favors the formation of clots (fibrinous) which act as plugs (alternate with *Ferr. phos.* for the circulatory disturbance). Second remedy in inflammatory conditions of the heart. Palpitation and weakness of the heart from excessive flow of blood to the heart. Hypertrophy of the heart (alternate with *Calc. fluor.*).

CALC. PHOS.—Weak heart-action, as an intercurrent remedy.

KALI SULPH.—"Pulse quick, with slow, throbbing, boring pain over crest of ileum, disinclination to speak, pallid face." (Walker.) Alternate with *Ferr. phos.*

MAGNES. PHOS.—Palpitation of the heart, when of purely spasmodic character. Sharp, shooting, darting pains in heart or in the region of heart.

NATR. MUR.—Palpitation in anæmic subjects, watery blood, dropsical swellings, etc. Palpitation, with sadness, anxiety and watery conditions characteristic to this remedy.

HEMORRHAGE.

Hemorrhages are caused by a deficiency of certain cell-salts in the circular walls of the blood-vessels. Iron gives strength, toughness and elasticity to the vascular system, while sodium chloride, the water-carrier, furnishes moisture.

A lack of one or both of these salts causes brittleness and weakness of the muscular tissue composing the walls of veins and arteries, and when they are subjected to a strain—(1) from an excess of heat; (2) or too much food or matter in intestines; (3) or non-functional organic matter in the circulation—fibrine, albumen, etc.—there may be a breaking down of the vascular walls, especially of the capillaries or minute blood-vessels, and, consequently, hemorrhage. (See article on Dysentery.)

FERR. PHOS.—This is the **principal remedy** for hemorrhage in any part of the body, when the **blood is bright-red** and **coagulates quickly**. Epistaxis, from any cause; the

remedy should be given internally, and applied locally where practical. In bad cases apply dry powder thickly on bleeding vessel. Hemorrhage from lungs. **Vomiting of bright-red blood.** **Predisposition to bleeding**, especially from the nose, in **anæmic subjects**, alternate with *Calc. phos.* and *Kali phos.*

KALI PHOS.—Bleeding in weak, delicate constitutions, from debility; blood is dark, blackish-red and thin, not coagulating. Predisposition to bleed in anæmic subjects, alternate *Ferr. phos.* and *Calc. phos.* Putrid blood, with symptoms of decomposition. **Uterine hemorrhage.**

KALI MUR.—Hemorrhage, with dark, black, clotted or tough blood.

NATR. MUR.—Hemorrhage, when the blood is thin, pale-red and watery, not coagulating readily.

CALC. FLUOR.—Uterine hemorrhage, alternate with *Kali phos.* Flooding, to tone up the contractile powers of the uterus. Hemorrhoidal hemorrhage.

CLINICAL CASES.

Ferr. phos. in Epistaxis:

Willie N., æt. 16; troubled for years with frequent hemorrhage from the nose, caused by a sun-stroke; blood bright-red; very anæmic countenance. After taking *Ferr. phos.* for two months, the bleeding entirely ceased, with but one return during the last year, and then it was during an attack of inflammatory rheumatism.

Ferr. phos. in Apoplexy:

Lady, æt. 72; large and corpulent; dark hair and eyes; subject to attacks of apoplectiform cerebral congestion; was found in apoplectic state, with cold extremities, clammy sweat on forehead and face; head hot and livid; unconscious; low, stertorous breathing. *Ferr. phos.*, 6x, teaspoonful every half hour; consciousness returned in two hours. Was up the next day. The same remedy has been used in subsequent attacks, with the same results. Patient states that never before had she been relieved so soon and effectually. (F. A. Rockwith, M.D., *American Journal Homœopathic Materia Medica*, 1875.)

Kali mur., 6x, in Hemorrhage of the Bowels:

Dr. E. B. Rankin, in the *Southern Journal of Homœopathy*, reports a case of hemorrhage of the bowels, of dark, black blood, viscid and profuse, cured by *Kali mur.*, 6x.

Ferr. phos. in Epistaxis:

Dwight H., æt. 12, has been subject to nose-bleed for past few years. During this time he became very anæmic. He has taken different remedies from the family physician without permanently arresting the trouble. I was called to see him after a very severe attack, and found him much prostrated and blanched from loss of blood. Gave him at once *China off.*, ix, in water, for a few hours, till I could send him some powders of *Ferr. phos.*, which he took in solution for some weeks, a few doses each day, with result of permanently arresting the hemorrhage. (C. T. M.)

Ferr. phos., 2x, in Hemorrhage of Lungs:

Have received good results in a case of hemorrhage from the lungs, after a failure to arrest by salt, *Ipecac* and *Geranium maculatum*, with *Ferr. phos.*, 2x, five-grain doses every half hour. The blood was of a bright-red color and coagulated almost as soon as it was vomited. The Ferrum was also prescribed with marked benefit in same case about two months later; this time in connection with the tincture of *Geran. mac.* (C. R. Vogel, M.D.)

HEMORRHOIDS.

The author has never talked with a physician who seemed to have clear ideas about the real direct cause of the condition called piles or hemorrhoids. We will divide the cause into three divisions, thus:

First: A lack of the proper balance of certain tissue or cell-salts in the fluids of the liver—probably sodium sulphate or potassium chloride—which either causes a thickening of the bile or a lack of same.

Second: Undigested food and abnormal or vitiated feces thus reach the sigmoid flexure.

Third: This vitiated, fermented and acrid matter interferes with the peristalsis of the intestines; and being forced on through the colon, the sigmoid flexure, by the weight of the fecal mass and the mechanical action of gases formed from the material at hand for the purpose of pushing forward the feces, *wads up* the lining membrane of the colon, or lower down near the anal orifice.

These *wads* of mucous membrane become irritated, inflamed and sore, and sometimes ulcerate. In many instances the feces passing from the bowels carry them along until they project outside the anus. This condition shows a lack of calcium fluoride, which has the power—the knowledge—to manufacture elastic fibre from albuminous substances. The pathology of projecting hemorrhoids and prolapsus uteri are one and the same—a lack of elastic fibre in muscular tissue, which means a lack of calcium fluoride, without which no elastic fibre can be made.

CALC. FLUOR.—Is the **principal remedy** in this disease, in alternation with remedies indicated by the color of the blood and coating of the tongue. **Bleeding piles, with pressure of blood to the head.** Piles, internal or blind piles, frequently with pains low down in the back; note also the tongue symptoms. **Piles, with chronic constipation.** *Calc. fluor.* should also be used externally with vaseline or with a compress.

FERR. PHOS.—Hemorrhoids, with discharge of bright-red blood, coagulating easily. Local applications will relieve the soreness and inflammation.

KALI MUR.—When the blood is dark and thick, alternate with *Calc. fluor.*, for relaxation of the elastic fibres.

KALI SULPH.—Frequently indicated in piles, as an alternate remedy with *Calc. fluor.*, with characteristic yellow, slimy coating on the tongue.

NATR. SULPH.—Hemorrhoids, with heat in the lower bowel and bilious conditions; note also color of the tongue. An alternate remedy with *Calc. fluor.*

CALC. PHOS.—As an intercurrent remedy in hemorrhoids of anæmic persons.

NATR. MUR.—As an alternating remedy with *Calc. fluor.*, for the bowel conditions; **stools are hard, dry and crumbling, with excess of saliva in the mouth.**

MAGNES. PHOS.—**Pains in hemorrhoids**, cutting, darting, very acute, often like lightning, in external piles. (Also as tepid lotion.) “As a rule, besides the local hemorrhoids, there are disturbances in the functions of the liver, the digestive organs, etc., present; these stand in close connection with the former; attention must be paid to those, if a radical cure of hemorrhoids is to be insured.” (Schuessler.)

CLINICAL CASES.

Calc. fluor., 3x, in Hemorrhoids:

Mr. F. A.; hemorrhoids, external; were cured, after using almost every local application, by *Calc. fluor.*, 3x, two drachm vial, a powder every night.

Kali mur. in Hemorrhoids:

I have prescribed *Kali mur.* in many cases of hemorrhoids of the bleeding variety, when the blood is dark and thick, in alternation with *Calc. fluor.*, with much benefit. I have found, though, that *Calc. fluor.*, from the fact that the lack of it is one of the principal causes of hemorrhoidal conditions, serves me better in the majority of cases, no matter what variety—internal, external, bleeding, etc. Have also used *Natr. sulph.* and *Kali sulph.*, when the characteristic color of the tongue of those remedies was present. (Chas. F. Wright, M.D.)

Calc. fluor. in Hemorrhoids:

Wm. S., æt. 28, has been troubled with hemorrhoids for some years. Bleeding piles, accompanied by chronic constipation, with much straining at stool; great pressure of blood to the head, and flushes of heat; tongue mapped or covered with a grayish-white coating. I prescribed *Calc. fluor.*, 3x, and *Kali mur.*, 6x, in alternation, every four hours,

corrected the diet, and in a few weeks he was completely cured, with no return of the trouble. I might also add that I had an ointment of one-half ounce of *Calc. fluor.*, 2x, to two of vaseline made and had it applied locally up into the rectum every night, which greatly assisted the internal medicine. (C. R. Vogel, M.D.)

HEPATITIS.

(See *Liver, Affections of.*)

HICCOUGH.

A spasmodic contraction of the diaphragm, causing inspiration and sudden closure of the glottis. It is wholly due to a lack of the inorganic salt magnesia phosphate in the muscular fibres of the tissue at the part affected. The 3x or 6x will generally cure; if they fail, use 30x to 200x.

MAGNES. PHOS.—Principal remedy in this affection, for the spasmodic and convulsive symptoms; acts quicker in hot water; frequent doses.

NATR. MUR.—"Hiccough, after abuse and in consequence of quinine." (Dr. Burnett.)

CLINICAL CASES.

Natr. mur. cures Hiccough of ten years' standing:

Dr. Burnett, in his work on "Natrium Muriaticum," relates a case of singultus of ten years' standing brought about by abuse of quinine, and renewed after every dose, cured permanently by *Natr. mur.*

Magnes. phos. in Hiccough in Typhoid Fever:

Obstinate case of singultus in a patient suffering from typhoid fever; almost continued; so violent in character that the patient was sore for three days. Other remedies were tried without effect; prescribed *Magnes. phos.* The result was remarkable; within an hour the difficulty was modified, and next day it was very much improved, and speedily yielded to the continued use of the remedy. (John Fearn, M.D., *California Med. Journal*, August, 1887.)

HIP-JOINT DISEASE.

FERR. PHOS.—In the first or inflammatory stage of hip-joint disease, for fever, pain, throbbing and inflammation; also local application of the same.

KALI MUR.—In second stage, when there is swelling of the parts, but before pus has begun to form.

SILICEA.—To prevent or control suppuration and heal the parts. It limits the destruction of bone.

CALC. SULPH.—For the discharge of pus and matter, alternate with *Ferr. phos.* to effect a cure. Complete rest is also necessary.

HOARSENESS.

FERR. PHOS.—Painful hoarseness of speakers and singers, due to a slight inflammation of the throat, from overexertion of the voice or from taking cold. Aphonia.

KALI MUR.—Loss of voice, hoarseness, and huskiness from cold. If obstinate and not yielding to this remedy, alternate with *Kali sulph.*

KALI PHOS.—After *Ferr. phos.*, if there is exhaustion or nervous depression; also a tired, weary feeling in throat, from a rheumatic affection.

KALI SULPH.—When *Kali mur.* fails to give relief, though seeming to be indicated.

HYDROCELE.

NATR. MUR.—Hydrocele, scrotal œdema, with serous infiltration.

NATR. SULPH.—With erysipelatous conditions, alternate with *Natr. mur.*

CALC. PHOS.—Intercurrent with other remedies, or if *Natr. mur.* fails.

CALC. FLUOR.—Hydrocele, to contract the relaxed muscles of the testicle and force out the infiltration.

SILICEA.—Perhaps as an intercurrent remedy in scrofulous constitutions or improperly nourished children.

CLINICAL CASES.

Silicea in Hydrocele of children:

Silicea, 200x, cured two cases of hydrocele: one left-sided, in a babe four days old; the other right-sided, in a child æt. 4. (Dr. Guernsey.)

Silicea for Sarco-Hydrocele:

A man suffered from a herpetic eruption, for the cure of which *Silicea* was taken. But at the same time a sarco-hydrocele of large dimensions, which he had carried about four years, was reduced to a minimum. (*American Journal Homœopathic Materia Medica.*)

HYDROCEPHALUS.

(See *Meningitis.*)

HYSTERIA.

KALI PHOS.—The principal remedy in this nervous disease. Nervous attacks from sudden and intense emotion. Hysteria, from passion, in the highly nervous. **Hysterical fits of laughter and crying.** Hysteria, with a feeling as of a ball rising in the throat.

NATR. MUR.—Hysteria, if associated with sadness, moody spells or irregular menstruation. Alternate with *Kali phos.*, the chief remedy.

CLINICAL CASES.

Kali phos., 12x, in Hysteria from non-occurring Menstruation:

Miss R., æt. 16; menstruated once when thirteen years old, and not since. Was a remarkably healthy and well-nourished girl, until three months before she consulted me, when she began to decline. She lost flesh, became pale, languid and weak, and suffered much with her stomach. When I was called to see her she was not able to retain her food, and it would be vomited as soon as taken; complained of great pain in the stomach immediately after eating even the lightest food; on several occasions the pain caused

severe hysterical convulsions. The tongue was but slightly coated white; bowels constipated; abdomen tympanitic and very sensitive to the slightest pressure; no fever, but much thirst; water, like food, was ejected as soon as swallowed. At first I thought that I had a case of nervous dyspepsia to deal with, but finally concluded that I had a case of true hysteria, as she was so extremely nervous and hyperæsthetic all over, and much given to tears when any one was around. I also found that she had the convulsions whenever her plans were thwarted in any way, and upon my threatening to put her in cold water if she had another, she stopped them. *Ferr. phos.*, 12x, relieved the stomach trouble in one week, and *Kali phos.*, 12x, relieved all of the other symptoms in two weeks more, and my patient was soon as strong and healthy as before her illness. Menstruation returned two months after, and she has been all right since. (Geo. H. Martin, M.D.)

Kali phos., 12x, cured in ten days :

Miss B., æt. 50, tall, slender and dark, had been suffering for many years from an excessively nervous condition, and would become hysterical upon the slightest provocation. She also suffered much from spasmodic retention of urine, and often had to use the catheter. One day she came to me, saying that the end of the catheter had been broken off while she was using it, and the end was still in the bladder. I dilated the urethra with my forefinger, and soon recovered it, the bladder at the time being well filled with urine. She would not take an anæsthetic, although I advised it, as the pain was intense. That evening, six hours after the removal of the catheter, she sent for me, saying that she was in great pain and very ill. When I saw her I found her very nervous and suffering much from pain in the bladder and abdomen, with a great desire to urinate. The abdomen was enormously distended and very sensitive. There was no fever. I gave *Belladonna*, 3x, and returned next morning. Symptoms all worse, but still no fever. Attempted to drain urine, but could not introduce the soft rubber catheter, as the spasm of the urethra was so great. Two hours later, returned with

silver catheter; introduced it, but only got a few drops of urine. Thinking there might be some uterine trouble, I determined to examine and find out. As she was so sensitive, I gave her a little chloroform. She had not taken but a few inhalations when the tympanitis disappeared. I examined uterus and bladder, and found nothing abnormal, so concluded she was suffering from hysteria. Gave *Magnes. phos.*, 12x, which very shortly relieved bladder symptoms, and *Kali phos.*, 12x, cured the case in about ten days. She has had no more return of the trouble since, and the other symptoms of hysteria were also much modified. (Geo. H. Martin, M.D.)

INCONTINENCE OF URINE.

(See *Enuresis; Urinary Affections.*)

INDIGESTION.

(See *Gastric Derangements.*)

CALC. PHOS.—This is a most important remedy in indigestion, as it possesses the power to break up the particles of food. Pain after eating even the smallest quantity of food, or drinking cold water, if there be no acid conditions present.

NATR. MUR.—Indigestion, with water-brash. Pain in stomach, with water gathering in the mouth, or vomit of clear, frothy water, not acid, or stringing saliva. Feeling of great weakness and sinking at pit of the stomach; constipation.

CLINICAL CASES.

Ferr. phos. in Indigestion from drinking cold water while overheated:

A lady, 29 years of age, of sanguine temperament, with rather high color of face, has been suffering the last five years from the following indigestive troubles, which she contracted by a draught of very cold water whilst in a state of heat and perspiration: She has no desire to eat; great dislike to milk. After food, nausea and vomiting of food, which is

so acid that it sets her teeth on edge. She can take nothing sour. Meat, and also salt herring, causes much pain, and so do cake and coffee. The sickness and retching occasionally come on before breakfast; otherwise only after food. To this is added cephalalgia. She feels a beating pain in her forehead and temples—formerly on the left, now more on the right side. This pain is most violent. Catamenia appears every three weeks, with much loss; dragging pain in lower abdomen and lumbar region. The bowels are normal, the sleep is disturbed by anxious dreams, and feels in the morning as though she had been beaten. In the evening she feels oppressed and swelled, so that she has to loosen her dress; she cannot wear it in the least tight. Her pulse is accelerated, being 100 per minute. As a girl, she was quite healthy and had never suffered from anæmia. On the whole, the lady was not much emaciated, in spite of her ailing so long. This was the description the patient gave of her case. The leading symptoms of this case led me to choose iron. I ordered her a dose of Dr. Schuessler's saccharated trituration of *Ferr. phos.*—to be taken before meals, about the size of a bean, three times daily. When I saw her again, she was able to give me the very satisfactory report that her ailments were cured. (Dr. Mossa.)

INFLUENZA.

(See *La Grippe.*)

NATR. SULPH.—Chief remedy to increase secretion of urine and diminish the excess of intercellular fluids.

KALI MUR.—For the rheumatic pains, and **when the tongue is coated white or gray**; for the depression, *Kali phos.* in alternation.

INFLAMMATIONS.

FERR. PHOS.—In the first or hyperæmic stage, always **before exudation has taken place.** The principal symptoms are heat, redness, pain, etc. Given internally and applied locally, it will, in the majority of cases, prevent exudation.

KALI MUR.—In the second stage of inflammations, of any part, **when exudation has taken place**—indicated by recent swelling or discharge of opaque white mucus.

KALI SULPH.—When the exudation has changed to a **ripe yellow, or yellow, slimy discharges.**

CALC. SULPH.—Third stage of inflammations, with **profuse discharges of thick, yellow, purulent matter**, sometimes streaked with blood.

SILICEA.—When, after inflammation, pus has begun to form, *Silicea* will greatly assist in promoting suppuration. **NOTE:** It matters not where the inflammation may be located, internal or external, the treatment will be the same. In the hyperæmic stage, local applications of the remedy should always be used where practicable.

INSOMNIA.

(See *Sleep, Disorders of.*)

FERR. PHOS.—Insomnia from hyperæmic conditions; restless at night, anxious dreams, drowsiness in the afternoon.

KALI PHOS.—Insomnia in nervous, excitable subjects, **after worry, excitement or business troubles.** Irritable and despondent. Frequent urination.

INTERMITTENT FEVER.

NATR. SULPH.—Intermittent fever, in all its stages, requires this, the **chief remedy for the bilious conditions.** See article in relation to its pathological action. Ague patients must abstain from a rich diet. Eggs, milk, butter-milk, fats and fish should be avoided.

FERR. PHOS.—For the febrile conditions and when vomiting undigested food; in alternation with the chief remedy *Natr. sulph.*

KALI PHOS.—When there is debility and profuse perspiration.

KALI MUR.—As an intercurrent or alternate remedy if the tongue has a thick white or grayish-white coating.

NATR. MUR.—In intermittent fever, when the characteristic watery symptoms are present. Great thirst and **fever-blisters around the lips. After the abuse of quinine**, to eliminate the drug from the system.

MAGNES. PHOS.—Intermittent fever, with cramps in the calves, intercurrently with *Natr. sulph.*

NATR. PHOS.—Intermittent fever, with acid conditions; vomiting of acid, sour fluids.

CALC. PHOS.—Chronic intermittent fever of children (intercurrently).

CLINICAL CASES.

Natr. mur. after "Regular" treatment:

Allow me to report a case of chills and fever, cured with one of the tissue remedies. May 3, 1893, Mr. S. called to consult me in regard to chills and fever. In May, 1892, was taken with chills, which always began between 9 and 11 o'clock every other day. He consulted a "regular," who dosed him heavily with quinine, blue mass and Fowler's solution for six weeks, when the chills came only once a week, and in three weeks more ceased entirely. Last October, 1892, he was again taken, and in the same way, and received the same drugging. April 30, 1893, he was again taken and was advised to come to me for treatment. Patient is a light-haired, blue-eyed slender-built young man, and presented the following symptoms: Appetite good, but has lost fifteen pounds in six weeks. Takes cold easily; has headache daily, of a bursting nature, and mostly left-sided. The skin of face looks rough and as if patient had taken a salt bath and the water had dried on, leaving a crusty white look in folds of skin and wrinkles. Said his hair was falling out. Constipated most of the time. Has vivid dreams nightly—mostly of trouble and danger. Chills come at 10 A. M. Great thirst, much heat, bursting headache and thirst, and much aching. Sweat, with thirst, which relieved all pains. Yellowish-white coating on tongue. Some vomiting during fever. Gave him a two-drachm vial of sugar disks

medicated with *Natr. mur.*, 30x potency. No return of chills to date, and is gaining in weight. It might be well to add that this patient had been breaking new ground each time when taken with chills.

***Natr. mur.* after Quinine:**

Mr. L.; chills and fever for three months. Had quinine and other remedies. Paroxysms every other day at 11 A. M., with severe pain in limbs and small of back; chill lasted nearly two hours, with no thirst during chill. Fever all the afternoon, with bursting headache and intense thirst for large quantities of cold water. Little or no perspiration; eats and sleeps well, and next day resumes his occupation. *Natr. mur.*, 30x trit., every four hours during the apyrexia. Next chill light and no return. (H. C. Allen.)

***Natr. mur.*, 6x, cured the Chills:**

Was called to see Mr. H., æt. 27, living about four miles in the country, in a low, marshy district. I found that he had been having chills every third day, coming on at 9 A. M. and lasting until 11 o'clock, sometimes till noon. Chill began in the small of the back, creeping over the entire body; dreads chills; could feel spell coming on, on account of headache, which began before chill and gradually increased during. Constant desire for water, and drinks much at a time, which refreshes. Water tastes salty to him; headache becomes so violent during chill, that he must hold head with his hands, oftentimes resorting to binding a cloth round his head to keep it from bursting. Fever comes on about 1 P. M. and lasts all afternoon, accompanied by much lassitude, increased headache, increased thirst; profuse sour-smelling sweat, which seems to relieve his pains; lips covered with hydroa; no appetite. Twelve powders *Natr. mur.*, 6x, were left to be given, one every four hours. Reported at office again in one week that the two succeeding attacks seemed to be worse than they formerly were. Prescribed three powders *Natr. mur.*, 200x, a powder every other night; placebo every two hours. Reported much better after taking powders. Con-

tinued treatment for two weeks, and now, more than eight months afterward, no return of chills. (C. R. Vogel, M.D.)

Silicea in Intermittent Fever from suppressed foot-sweats :

Mrs. M., æt. 32; of sanguine temperament; easily excited; nervous and irritable. Thinks she caught the chills from taking her shoes off while feet were perspiring; symptoms ill-defined. Complains of being chilly all the time, but always worse about 3 o'clock in the morning. Compelled to go to bed in the evening early, because she cannot keep warm. Limbs, feet and face especially chilly; dreads getting up for fear of being more chilled. Feels chilly all morning; great hunger; can eat anything. Fever comes on and increases gradually; at its highest about 2 P. M. Thirst intense; difficult breathing; must breathe short, as deep breathing chills. Profuse perspiration, mostly on face and chest; sweat rolls down face. Offensive foot-sweat. *Silicea*, 6x, was prescribed, a powder night and morning, *Sac. lac.*, every three hours during the day, for one week, with a complete cure of chills and fever; the foot-sweats still continue, but less profuse and not so offensive. (C. R. Vogel, M.D.)

JAUNDICE.

(See *Liver, Affections of.*)

KIDNEYS, AFFECTIONS OF.

(See *Bright's Disease.*)

FERR. PHOS.—All affections of the kidneys, when there is inflammation, fever, heat or pain. Nephritis, Bright's disease, etc., in the first or inflammatory stage, to reduce the congestion.

KALI MUR.—Second stage of inflammatory diseases of the kidneys, for the swelling and recent cell-proliferation.

KALI PHOS.—For the disturbance of the nervous system, as alternate remedy. Diabetes.

CALC. PHOS.—Kidney disease, with albumen in the urine, in alternation with *Kali phos.*, for the nervous symptoms.

CLINICAL CASES.

Calc. phos. in "laziness of the kidneys":

G. S., an old man of 77, consulted me for what he called a "laziness of his kidneys." Urine was, in fact, very scanty and loaded with albumen. The case seemed, at first sight, to be a hopeless one; he was also forgetful and quite nervous. I gave him *Calc. phos.*, 6x, a dose every two hours in alternation with *Kali phos.* After six weeks' treatment, urine was normal, his memory was somewhat restored, and since six months he has not complained. As to diet, I only recommended to him to eat asparagus just as much as he could at his meals, and continue the use of the afore-mentioned medicines. (E. A. de Cailhol, M.D.)

LABOR AND PREGNANCY.

WE CANNOT lay too much stress on the wonderful effects of the inorganic salts in pregnancy and labor. A proper use of these remedies redeems woman from the curse imposed upon herself through ignorance. From the moment a woman is conscious that she is pregnant, until the birth of the babe, she is under a nervous strain. Or, in other words, the nerve-fluid is consumed more rapidly than the digestive and assimilative processes furnish it.

Our experience has been that where *Kali phos.* has been received three times daily during pregnancy, no trouble has been experienced in delivery. And where we prescribed it only a day or two before birth, or, in some instances, not until the first pains were felt, the severe pains have been almost entirely overcome, and a painless birth experienced. Child-birth is natural, and no pain should be experienced. Nerves and muscles must have a proper amount of fluid—life-force—or they cannot properly contract and produce expulsive power. As our pathology teaches, pain is a call for rein-

forcements—the greater the deficiency, the louder the call, or greater the pain. *Kali phos.* is the chief remedy in labor-pains, but *Magnes. phos.* is more especially indicated when cramps are present. Should the mother complain of indigestion before confinement, *Calc. phos.* should be given, or the child will show a lack of the lime-salts.

In puerperal fever, which rarely occurs if force is not used in removing the placenta, *Ferr. phos.*, *Kali phos.* and *Kali mur.* are needed. Use a douche of *Ferr. phos.*, 1x, a tablespoonful to the quart of hot water.

KALI PHOS.—“*Kali phos.* is the most wonderful remedy known in the hands of the accoucheur. Occasional doses for a month previous to labor, will give vigor and tone to the system and insure a safe, easy confinement. In labor, *Kali phos.* takes the place of ergot, and leaves the patient in better condition.” (Dr. Chapman.)

Weak, annoying, ineffectual labor-pains are met by this remedy. Rigid os, patient is restless, tearful and intolérant of her pains. Dr. Rozas, in the *Pop. Zeit.*, April, 1887, says: “For three years I have employed *Kali phos.*, 4x, in doses the size of a bean, dry on the tongue, every ten or fifteen minutes, as a remedy to excite labor-pains. It has never failed me, and I seldom have to give the third dose. My practice is extensive; have had over ninety cases in six years. *Magnes. phos.*, in spasmodic pains and eclampsia, has done well for me. I give generally after the birth, *Ferr. phos.*, a dose daily to avoid inflammation.”

“From my own experience and the reports of other physicians and midwives, I am led to believe the testimony of Dr. Rozas is not overdrawn.” (Dr. Chapman.) **Chief remedy in puerperal mania**, for the brain symptoms and blood-poisoning; also *Kali sulph.* Threatened miscarriage in nervous subjects.

FERR. PHOS.—After labor, for the relief of after-pains and to heal small lacerations (internally and externally). Milk fever, first stage of mastitis. **In pregnancy, for sickness of stomach**, with vomiting of undigested food.

MAGNES. PHOS.—Spasmodic labor-pains and eclampsia; excessive expulsive efforts. **Puerperal convulsions**; frequent doses in hot water.

KALI MUR.—Chief remedy in the commencement of **puerperal fever**. Inflammation of the breasts, to control the swelling, before suppuration forms. **Morning sickness in pregnancy**, with vomiting of white phlegm.

CALC. PHOS.—Decline before or after child-birth. Spoiled milk, salty and bluish; child refuses to nurse. **Menstruation during lactation**.

CALC. SULPH.—Inflammation of the breasts, when matter is discharging; to be given after *Silicea*, to control suppuration.

SILICEA.—In mastitis, after *Kali mur.*, when pus-formation has taken place. Ulceration of nipples. Hard lumps in the breast (if *Kali mur.* fails).

CALC. FLUOR.—When the after-pains are weak and contractions too feeble. If there has existed prolapsus of the uterus, injections of this remedy will be beneficial to correct the malposition. Knots and kernels in the breast, if of stony hardness. Miscarriage, flooding, to tone up the contractile power of the uterus. "In the treatment of agalactia (failure or scanty supply of milk), *Calc. fluor.* stands pre-eminently at the head in a majority of cases." (P. W. Pearsall.)

NATR. MUR.—Morning sickness of pregnancy, with watery, frothy vomiting.

NATR. PHOS.—Morning sickness, with vomiting of sour fluids.

NATR. SULPH.—Vomiting in pregnancy of bilious matter, and with bitter taste in the mouth.

CLINICAL CASES.

Magnes. phos. in Labor-Pains:

The better acquainted I become with this system, the more pleased I am with it. In labor, when the pains are too weak and irregular, I have seen nothing act more promptly

and effectually than *Kali phos.* For spasmodic, crampy pains, *Magnes. phos.* is a gem. After a delivery, I give *Ferr. phos.* where I used to give *Acon.* and *Act. rac.*, to be followed or accompanied by whatever may be indicated. I also use a wash (3x) to the vulva and abdomen, and for syringing the vagina, morning and night. The parts heal quickly under this treatment, and with the use of other remedies, as indicated, the patient makes a good recovery. (E. H. Holbrook, M.D., *Eclectic Medical Journal.*)

Ferr. phos. in Vomiting of Pregnancy:

Mrs. W.; two weeks pregnant; had been vomiting nearly everything that she had eaten for these two weeks. Only food was vomited, and that soon after eating. Gave *Ferr. phos.*, 12x, four times a day, a small powder, dry. What I wish to say of the case is this: Mrs. W. has had four children, and with every one had commenced vomiting almost at the moment of conception, and would continue all through pregnancy. The last four or five months of the time she would have to remain in bed, being so weak that she could not get about. She commenced the same way this time, but after giving the *Ferr. phos.* a few days, the vomiting was very much controlled, and in a month had ceased entirely, and she went to term in splendid condition. While we cannot absolutely say that she would have been the same as at other times, yet it is natural to suppose that such would have been the case. (G. H. Martin, M.D.)

Magnificent results from the Tissue Remedies:

"The efficacy of the tissue remedies has been demonstrated to me, especially in the magnificent results I have observed from their administration during and after parturition. For weak labor-pains, *Kali phos.* brings effectual pains and hastens delivery; *Magnes. phos.*, when the pains are crampy in character; *Ferr. phos.*, to prevent any inflammatory conditions and to arrest them should they occur." (Private letters; C. R. Vogel, M.D.)

LA GRIPPE.

(See *Influenza*.)

WISE men have made serious mistakes. Mistakes have been made in the treatment of the sick. The cause of disease is so little understood by the majority of the medical profession, that the smallest atom of seeming truth as to its origin is eagerly seized upon and magnified, clothed with the tinsel of sophistry, and placed in the temple of science with other lares and penates. But the march of the idol-breaker is unimpeded, and the doom of error has been sounded.

Nothing has ever occurred in the history of the world that so clearly illustrates the power of imagination as has the present attitude of the old-school physicians in regard to the physical disturbances in the human organism called la grippe.

Everything that is said about somebody away off somewhere, in Europe or some other country, whether it be sense or nonsense, is taken up by those too lazy to think for themselves and scattered broadcast, only to bring forth tares. There is only one truth about la grippe: it is either caused by a microbe, or it is not. If it is caused by a germ, all conditions similar, bad colds, etc., are produced by the same cause. The advocates of the germ-theory claim that in order to cure la grippe, the germ, or microbe, must be destroyed with some powerful agent. But all who have used the biochemic remedies bear witness that they speedily overcame the symptoms by a proper use of the inorganic salts in from 3x to 200x trituration. The allopaths stoutly maintain that these preparations are not remedies in any sense of the word; that a bushel of such stuff would not hurt a flea. If they are correct, and they are so far as injury to the flea is concerned, what kills the microbe and quickly restores the patient?

The pathology of la grippe is the pathology of bad colds,

pneumonia, bronchitis, pleurisy, catarrhs, etc., and the same germ or microbe is found in the exudations, name it what you will. Atmospheric electrical changes so operate on the human organism that deficiency in iron and other mineral salts in the blood is caused, which lowers vitality and allows the pores to close. The waste matter is then turned inward and seeks an outlet; and it must have a vehicle also, so the fluids of the body are called upon—water, albumen, etc.—and these, with the effete matter, start upon their journey to the outer world. An abnormal condition now prevails; the negatives are in the ascendant; the circulation is more rapid, for two reasons: *First*, To throw off the intruders, the irritating, decaying, organic matter; and, *Second*, To try to supply the various tissue of the body with what little of the vital inorganic material it has left. Three men who attempt to do the work of six, must move much quicker than the six need to.

The deficiency in the cell-salts of the blood first occurred because a greater demand was made upon the blood by atmospheric influences antagonistic to life. If those deficiencies are at once supplied, health is at once restored, microbes and bacilli to the contrary, notwithstanding. What delicate creatures these bacilli and all-pervading microbes must be to give up the ghost when attacked by a few molecules of Ferr. phos. or Kali sulph., that the seers of medicine declare are “perfectly harmless, you know.” I have attended hundreds of cases called la grippe, and find the conditions the same as those heretofore known as severe bad colds, pneumonia, bronchitis, pleurisy, catarrhal fevers, etc.

As to germs, bacilli, microbes, etc., they swarm throughout all nature and adhere to membranes in unhealthy conditions where a lack of some constituent of the blood has caused a decay and the throwing off of organic matter. Decaying organic matter produces microbes that exist while the matter exists, feed upon it, and disappear with it.

The first or the initial stage of this condition, calls for the Ferr. phos.; and if throat is sore, or white-coated

tongue, Kali mur. should be given in alternation. If afternoon aggravation, or very chilly, then give Kali sulph. with the Ferrum. If exceedingly nervous, Kali phos. should be combined with the Ferrum. If sneezing, or watery discharge from eyes or nostrils, Natr. mur. is the remedy, in alternation with Ferrum, the chief remedy. The bowels should be kept open with daily injections of hot water—*just plain hot water, no soap or anything; just water.* The patient should be encouraged to drink freely of hot water—it is death to la grippe microbes. Hot sponge-baths are excellent to open the pores.

This treatment supplies deficiencies, opens the pores of the skin and restores the normal condition as soon as it can be done through the natural operations of the processes of life. The fibrine, albumen, etc., deposited in connective tissue and membranes during the inflammatory stage, of course, must be gotten rid of, and while the process is going on will be a disturbing element; but the only rational way to do is to supply the blood with the vital principles, so the work may be successfully carried on. Poisons, under whatever name they may be used, are not vital principles of human blood or tissue, and, therefore, are not needed.

The cause of la grippe and all other diseases is a lack of some constituent part of the blood. The twelve inorganic salts of human blood, properly applied, cure all curable diseases.

CLINICAL CASES.

Natr. sulph. the remedy pre-eminent :

During the epidemic of la grippe last winter, I was in an excellent position to verify the much-lauded biochemic remedies in its treatment. I am at liberty to state that I frankly believe that influenza, which has been of such dread to physicians in general, has at last met that remedial agent which will render it as susceptible to treatment as any slight catarrhal trouble. The sequelæ are usually not the result of the disease itself, but, in the majority of cases, come from mismanagement of it in the primary stage. As to remedies, I

have found that *Natr. sulph.* will serve the greater number of cases, and have received wonderful results from its use, both at the beginning and when followed by sequelæ. (Chas. S. Vaught, M.D.)

***Natr. sulph.* after Homœopathy failed :**

Mr. R., æt. 26, book-keeper; went to his employment in the morning feeling perfectly well; about 10 o'clock he began to experience a very tired, weary feeling, and suddenly became very weak. There was considerable sneezing and much lachrymation, with a thin watery discharge from the nares. He was compelled to go home, and then sent for me. The temperature for the following two days was 103 to 104, with little or no further variation. He complained of great soreness of the muscles, severe backache and bone pains, and of pain in throat up to ear when swallowing. I prescribed the usual homœopathic remedies, *Gelsem.* and *Euphr. per.*, but did not get any perceptible results from their administration. The discharge had now changed from a profuse watery to a profuse greenish mucus, with much accumulation of mucus in the throat and mouth. I then prescribed *Natr. sulph.*, 6x, to be given every hour, about five grains at a dose. The result was striking. In a few hours he felt so much better that it was with difficulty he was kept in the house. The following morning he went to work, and has not been troubled any more with influenza. (Henry LaDerne, M.D.)

***Kali mur.* in rheumatic pains and white-coated tongue :**

Carrie M., about 16 years of age, of anæmic temperament, was taken sick with la grippe. The symptoms were characterized by profuse discharges from the nares, with some lachrymation. Pains of a rheumatic nature, involving the muscles of the limbs and joints; chilly, with high, continuous temperature; tongue coated white; great depression; felt as though she had been sick for months. *Kali mur.*, 3x, every two hours, cured in three days. (Dr. Chas. F. Wright.)

LARYNGITIS.

(See *Aphonia, Hoarseness and Tonsillitis.*)

CLINICAL CASES.

Ferr. phos. in acute Laryngitis with exudative Tonsillitis:

CASE I.—Mr. P., æt. 50; a veteran of the late war. A severe case of acute laryngitis complicated with exudative tonsillitis; voice husky and hoarse; cough irritating and painful, stridulous, nearly croupy, dry; much pain in the larynx and trachea, with much tension across the upper part of the chest; no pain in tonsils, though much swollen, dark red, studded with deep depressions, partly filled with exudative material, more like ulcerations than diphtheria. Never was so bad a looking throat without pain, but he declared there was not a bit. Pulse 100; temperature $102\frac{1}{2}$ degrees. *Ferr. phos.*, 3x, a large powder, probably fifteen grains, dissolved in half glass of water, a teaspoonful every hour, was given. In twenty-four hours the fever was gone, and much relief was experienced. In two days the tonsils were clean, but looked quite honey-combed, with a loose, painless cough, much less in frequency. In four days from the beginning of the treatment he was nearly well and had resumed his business.

CASE II.—Mrs. D., “fair, fat and forty;” laryngitis; voice sank to a whisper; cough frequent, rasping, dry and painful; pain down the larynx and trachea; aching of head, back and limbs; temperature 100 degrees; chilly; pulse 100. Received the same treatment, with much relief, and voice returned in twenty-four hours; was about well in three days.

LEUCORRHŒA.

CALC. PHOS.—Leucorrhœa, with **discharge of albuminous mucus**; looks like white of egg before it is cooked. Leucorrhœa after menses, when albuminous; weakness in sexual organs, as a constitutional tonic; also a valuable intercurrent remedy in all cases of leucorrhœa.

KALI MUR.—In leucorrhœa, when the **discharge is a milky-white, non-irritating mucus**.

KALI PHOS.—Scalding, acrid leucorrhœa, in alternation with *Natr. mur.*

NATR. MUR.—Discharge watery, irritating, smarting, and scalding; associated with dull, heavy headache and itching of the vulva. After the use of nitrate of silver, to eradicate the effect of the drug.

KALI SULPH.—Discharge of yellow, greenish, slimy or watery secretions.

NATR. PHOS.—Leucorrhœa, discharge creamy or honey-colored, watery, with acid conditions.

NOTE: In all cases of leucorrhœa, injections of hot water, in which a small quantity of the remedy has been dissolved, should be used with the internal treatment. The cause should also be discovered, if possible, and rectified.

CLINICAL CASES.

Kali mur. effected a permanent cure:

M. M., a young lady æt. 17, consulted me on account of an obstinate acrid leucorrhœa. I tried the whole series of remedies indicated for such cases. All were without effect, so that I could not but wonder at the patience and perseverance of the patient, whom I saw once a week. *Kali mur.* effected a quick and permanent cure. (Dr. S. From Schuessler.)

Calc. phos., 3x, in Leucorrhœa:

Minnie S., æt. 17, was troubled with an acrid, albuminous, tenacious leucorrhœa, which was usually worse after the menstrual periods. The menses were irregular, appearing every twenty-fourth day, sometimes a few days earlier or later; pains in small of back; bearing-down pains in uterus; dull, no ambition; face pale, sallow; general anæmia. The symptoms were rather well marked, and *Calc. phos.*, 3x, was prescribed every four hours; a douche of non-alcoholic calendula (*Luyties*) was to be taken every two or three days. The case began to show some improvement after first prescription, and in a short time the discharge had disappeared completely. *Ferr. phos.* was also given later for the anæmic condition. (C. R. Vogel, M.D.)

LIVER, AFFECTIONS OF.

The remarks on Constipation, Diarrhœa, Gall-Stone, Hemorrhoids, Malaria or Chills and Fever, give the entire pathology of liver affections.

FERR. PHOS.—Inflammation of the liver, in the first stage, for the congestion.

KALI MUR.—Sluggish action of the liver, with white or grayish-white coated tongue and light-colored stools. **Pain in region of liver and under right shoulder-blade. Constipation, with light-colored stools**, denoting a lack of bile. Jaundice, if caused by a chill, resulting in a catarrh of the duodenum, with other symptoms characteristic of this remedy.

NATR. SULPH.—Jaundice arising from vexation, with bilious-green evacuations, **greenish-brown coated tongue, sallow skin, yellow eyeballs.** *Natr. sulph.* is indicated by those symptoms of the liver arising from a deficiency of bile. Bilious attacks, if from excessive study or mental work, alternate with *Kali phos.* Congestion of the liver, with soreness and sharp, sticking pains; also *Ferr. phos.*

KALI PHOS.—Affections of the liver, with depression of the nervous system. **Bilious attacks from excessive mental work or worry;** also *Natr. sulph.*

NATR. PHOS.—For **sclerosis of the liver** and the hepatic form of diabetes; note coating of tongue.

NATR. MUR.—**Jaundice arising from gastric catarrh;** drowsiness and watery secretions; note also the coating of the tongue.

KALI SULPH.—As an alternate remedy, when symptoms indicating this remedy arise.

CALC. SULPH.—Abscess of the liver, with pain, weakness or nausea, to control pus-formation.

CLINICAL CASES.

Kali phos. in Biliousness:

Mr. D., æt. 42; bilious, yellow complexion; large, rather protruding eyeballs; nasty taste in the mouth; under considerable mental strain. I prescribed *Natr. sulph.*, without effect. I

then diagnosed biliousness caused from mental worry, and gave him *Kali phos.* In two weeks he reported himself greatly benefited. I gave him another supply, but on account of living thirty miles distant, I have not learned the result. (J. B. Chapman.)

Kali mur. in Jaundice:

Last summer my second daughter returned from a visit to New Jersey with an immense wart on her hand. In a few days she was taken quite ill with fever, which I took to be of a bilious nature; gave *Natr. sulph.* She became deeply jaundiced and grew worse while taking this remedy. I then changed to *Kali mur.*, and she began to improve immediately and was well in a few days. After she had taken a few doses of the *Kali mur.* the jaundice began to abate and the wart fell off. (E. H. H.)

LUMBAGO.

(See *Pain.*)

CALC. PHOS.—Backache, in the lumbar region, in the morning on awaking, (*Natr. phos.*).

NATR. MUR.—Lumbago, relieved by lying on something hard. Pain, as if bruised, from prolonged stooping. Back weak, worse in the morning.

MEASLES.

In the condition called measles, or *Rubeola*—from *rubeo*, to blush—the deficiency in potassium chloride is very great and the fibrinous, albuminous material in the blood is diffused through the system by a rapid circulation, and reaches the surface of the skin at all parts—engorges the pores and glands, and produces the popular rose-red rash.

Scarlet fever, diphtheria, etc., are produced by exactly the same cause; *i. e.*, fibrine and other organic material on its way out of the system.

FERR. PHOS.—In all stages of measles, for the inflammatory conditions, fever, redness of eyes, painful congestion

of the chest, etc. Especially suited to the first stage of measles.

KALI MUR.—Second stage of measles, hoarse cough, glandular swelling, etc. The tongue is coated white or grayish-white. **After-effects of measles;** deafness; swellings in the throat; diarrhœa, loose, light-colored stools. If *Ferr. phos.* and *Kali mur.* are given faithfully, and ordinary care is taken, there will seldom arise any after-effects.

KALI SULPH.—In measles or other eruptive diseases, when the rash is suddenly suppressed, the skin is harsh and dry, *Kali sulph.* will assist the returning of the rash by promoting perspiration; warm covering should also be applied.

NATR. MUR.—Intercurrently, for excessive secretions of tears or other watery conditions. If, in the course of the disease, other symptoms should arise, they must be treated pathologically.

CLINICAL CASES.

Ferr. phos. for the Coryza and Bronchial Catarrh of Measles:

Dr. Kock, of Munich, reports: In thirty-five cases of measles which came under my treatment, coryza and bronchial catarrh were very slight in the premonitory stage. Conjunctivitis and intolerance of light along with it were the more prominent symptoms. Within a few days, the rash appeared, lasting five or six days, and then disappeared. But either during the blush of the rash or the fading of it, painful swelling of one or both glands below the ear set in. The children became feverish and were crying and moaning both day and night. The remedy which I now chose was *Ferr. phos.*, and, according to the violence of the fever, I ordered a spoonful of the solution every hour or two. I gave it at the premonitory stage, and when I saw that it proved very satisfactory, I looked for no other remedy. For the glandular swelling, external redness and painfulness, I used the same medicine, and my cases ended very satisfactorily. (From Schuessler.)

MECHANICAL INJURIES.

In cases of broken or injured bones Calc. phos. is needed to furnish bone material and Ferr. phos. to carry sufficient oxygen to the part affected, increasing the rate of speed of blood through the vascular system. An increase of speed will, as has been shown, create heat or inflammation.

An injury to muscular tissue—the flesh—is, of course, repaired only by the blood. Salves, liniments, ointments, oils (inorganic or otherwise), do not possess any building power, and in this capacity they are inert. Nature uses the vital processes and the constituents of blood to build up all the tissues of the human organism.

When the injury to flesh first occurs, Ferr. phos. is the salt-remedy called for, because an extra supply of oxygen is needed at the part affected, oxygen being the creative power that uses the building material.

If in the process of rebuilding a deficiency is caused and other salts are needed, that fact will be made known by the special symptoms that appear from time to time.

FERR. PHOS.—Is the first remedy in recent injuries of the soft tissues, to supply material for reconstruction. "Nature, in her effort to supply an extra amount of phosphate of iron to the injured part, is obliged to carry forward an excessive quantity of blood; this necessitates an engorgement of the blood-vessels, giving rise to inflammation, pain and fever. Ferr. phos. added to the quantity already in the blood allows the deposit of extra material without the engorgement of the blood-vessels. It should also be applied locally." (Chapman.) Cuts, falls, bruises, fresh wounds and sprains require this remedy in the first stage; it relieves the congestion and pain, and greatly assists in repair.

KALI MUR.—In the second stage of injuries, when swelling has set in.

SILICEA.—Neglected cases, when suppuration threatens, or when discharging thick yellow pus; to be followed with *Calc. sulph.*

CALC. SULPH.—Neglected cases of injuries, when the process of suppuration continues too long; discharge of thick yellow pus, sometimes streaked with blood.

CALC. FLUOR.—Bruises of the bones, shins, etc. (See Bones, Diseases of.)

CLINICAL CASES.

Ferr. phos. in injuries of Soft Tissues :

Ferr. phos. is a most useful remedy in the mechanical injuries of the soft tissues. It keeps down inflammation, relieves pain and supplies material necessary for rebuilding of the tissues. It should be given internally, and applied as a dressing. The cure is rapid, and if attended to at once, swelling and suppuration rarely ensues. (J. B. Chapman.)

Natr. sulph.—the first dose cured Epileptic Fits resulting from a fall :

Young man, hurled from the truck in a fire department. He struck his head. Following this for five or six months he had fits. Was very irritable; wanted to die. His fits drove him to distraction. Never knew when they were coming on. They were epileptiform in character. Had constant pain in his head; much photophobia. *Natr. sulph.* was given, and the first dose cured him. He has never had any pain about the head since; has had no more mental trouble, and no more fits. (Prof. J. T. Kent, *Medical Advance*, September, 1886.)

Calc. fluor. in Suppuration following injuries :

In September, last autumn, I was in the Highlands. The dairy-maid of a farmer there spoke to me, saying she had hurt her thumb while sharpening a scythe. The case proved to be this: The whole thumb of the left hand was swollen, and of a bluish-red color, and very painful when touched; much inflamed, and there was a small wound at the extensor side, at the joint above the nail. On pressure there was a whitish-yellow discharge, mixed with white shreds. Both phalanges were easily displaced, and a peculiar noise was

heard, which I had observed before in similar cases. This fact made me decide on giving *Calc. fluor.* The medical man in the village, whom the farmer had consulted, said amputation was the only thing that could be done for the case. She took *Calc. fluor.*, and some time after, the farmer had occasion to see me, when he informed me that the servant's thumb was quite well. (From Schuessler.)

MENINGITIS.

Meningitis is an inflammation of the membranes of the brain, due to a lack of phosphate of iron and potassium chloride, causing a rapid circulation and surplus of fibrinous matter at the part affected.

FERR. PHOS.—In the first stage of meningitis, for the fever, rapid pulse, delirium, etc.

KALI MUR.—The second remedy, when effusion takes place, after or in alternation with *Ferr. phos.*

NATR. SULPH.—**Violent pains at base of brain**, heavy, crushing pain (also *Kali phos.* and *Ferr. phos.*). Dr. Kent says: "In the spinal meningitis of to-day, if all the remedies in the materia medica were taken away from me, and I were to have but one with which to treat the disease, I would take *Natr. sulph.*, because it will modify the attack and save life in the majority of cases. It cuts short the disease surprisingly, when it is the truly indicated remedy. The violent determination of blood to the head that we find in this disease, clinically, is readily relieved."

CALC. PHOS.—First and chief remedy in hydrocephaloid conditions, open fontanel, flat, depressed, etc. As a preventive in families predisposed to this disease.

CLINICAL CASES.

Ferr. phos. in Meningitis following a fall:

In the case of a little boy, 7 years of age, who had concussion of the brain from a fall, meningitis set in, with its characteristic symptoms, and the first medical man's prognosis was adverse. *Ferr. phos.* carried the day. On the

third night, however, there was a change, the pulse being in the morning 100, having been 125 on the day before, fell to 49 per minute. *Kali phos.*, a dose every quarter of an hour, raised it steadily, though slowly, up to 57, where it remained for two days. After that it rose, and the case mended very satisfactorily, the now threatening symptoms, stupor, dilated, immovable pupils, etc., disappearing. A perfect recovery resulted at end of a fortnight. The remedies given were *Ferr. phos.*, *Kali phos.*, a few doses *Calc. phos.*

Ferr. phos., 6x, Kali phos., 6x:

Mr. D., from Er., suffered from meningitis, and a prognosis of the attending allopath was designated as at least doubtful, and nothing was prescribed. The case was especially severe, since in his family there was a hereditary brain disease, and his nearest male relatives had died of it. At the time I was called the patient had been nearly two days in a frightful delirium that had increased almost to madness. Consciousness had disappeared; temperature over 104 degrees. I ordered *Ferr. phos.* and *Kali phos.* After a week I found the patient free from fever, still somewhat weak, but subjectively fully recovered. To hasten the convalescence I gave *Calc. phos.*, and eight days later the patient was able to be out and at his calling. (Dr. Quesse.)

Natr. sulph. in Meningitis, scrofulous tendency:

Willie M., 7 years old, colored; scrofulous tendency; younger brother died with hydrocephalus. Complained of pains at back of head (base of brain), feeling as though a great weight or pressure was there, as if it would be crushed in; bored head into pillow, hoping, as his mother thought, it would relieve. High fever, with corresponding rapid pulse. Was called in after had been sick for four days, and the case had progressed too far to save. Gave *Ferr. phos.*, 6x, in alternation with *Natr. sulph.*, 3x, every hour. Child seemed to rally for perhaps eight hours, getting a little better; then the symptoms became more severe, delirium set in followed by coma and death. (C. R. Vogel, M.D.)

MENORRHAGIA.

Is generally caused: *First*, By a thickening of the blood with fibrine, from a lack of potassium chloride to keep it properly diffused. *Second*, A lack of calcium fluoride in the muscular tissue of the *os uteri*.

The fibrinous particles in the blood tend to irritate and break down the blood-vessels, and the mouth of the womb having lost its power of contraction through a lack of calcium fluoride molecules, the creators of elastic fibre, an excessive menstrual flow is the result.

FERR. PHOS.—**Painful menstruation, with flushed face,** quick pulse and discharge of bright-red blood, coagulating readily. **Vomiting of undigested food** at the menstrual period. These symptoms are due to excessive congestion of the uterus. *Ferr. phos.* regulates this condition. If the pains are recurrent, the remedy should be given before the period, as a preventive.

KALI PHOS.—An important remedy in the treatment of irregularities of menstruation, especially in weak, irritable, lachrymose, sensitive women. Menses too late and too scanty, or too profuse; discharge deep-red or blackish-red, not coagulating, sometimes with strong odor (not always). **Pain at the monthly flow in pale, sensitive women.** Retained or **delayed menstruation, with depression of spirits** and general nervous debility.

KALI MUR.—Menses are too late or suppressed from taking cold; tongue has a white or grayish-white coating. Menses too early, too frequent; **discharge is very dark, clotted, black, like tar.** Menses too long or too early (also *Kali phos.*).

NATR. MUR.—Thin, watery, pale discharge (alternately or intercurrently, *Kali phos.*). Menstruation of young girls with anæmic conditions, drowsiness, gloominess and dull, heavy headache in the morning.

MAGNES. PHOS. — **For menstrual colic, chief remedy.** Painful menstruation or pain before the flow begins. Pains

of a constrictive nature, heat relieves. When the **flow is scant and associated with great pain**, a dose of *Magnes. phos.* will frequently produce a copious discharge.

CALC. PHOS.—Menstrual colic, when *Magnes. phos.* fails. Menstruation irregular in young girls or anæmic subjects, as an intercurrent remedy, to tone up the general system. Menstruation during lactation. **Too early menstruation in young girls.** Throbbing in genitals, with voluptuous feelings.

CALC. FLUOR.—Excessive menstruation, with bearing-down pains. Flooding, to tone up the contractile power of the uterus (also *Kali phos.*). If very severe, the tampon should be resorted to.

KALI SULPH.—Menstruation too late and too scanty, with a feeling of fullness and weight in abdomen; note also the yellow coating of the tongue.

NATR. PHOS.—Menses sour-smelling or acrid; note also the creamy coating of the tongue and acid condition of the stomach. **Discharge corrosive and causes soreness wherever it touches.**

SILICEA.—Strong-smelling menses, associated with constipation. Icy-cold sensations during menstruation. **Metrorrhagia from working in cold water.** (A. Teste.) Nymphomania.

CLINICAL CASES.

Ferr. phos., 3x, for Anæmia of Menorrhagia:

E. S. Bailey, M.D., reports a case of menorrhagia cured by *Ferr. phos.*, 3x. The case presented a history of profuse menstruation; the flow was depleting; no pain or local tenderness—in fact, no tangible symptoms, the condition of anæmia representing the cause in this case. (*Clinique*, 1886, p. 374.)

Magnes. phos. reduced Uterus to normal size:

“Married lady, having one child, had every month menorrhagia; twice the flow was so excessive as to cause fears of death. Upon examination, found the uterus low down and

swollen; the whole vagina filled with indurated uterus; orifice of os tender, red, stretched open about half an inch; inside filled up; outside congested. I began treatment with *Magnes. phos.*, 6x, three to four doses a day. No hemorrhage next month; no pain; and in three months the organ was reduced to its normal size, and dismissed patient cured." (*Medical Advance*, December, 1889.)

Ferr. phos. to prevent Menorrhagia :

Mrs. A., æt. 34; profuse menstruation of bright-red blood every three, sometimes every two weeks, lasting from five to six days. Small, thin, anæmic; face pale; during the menstrual period just the reverse—face livid, oftentimes of a fiery red, with much heat and burning. Blood coagulates as soon as expelled from uterus, clotting in the vagina. Vomits everything she eats; debility. The case presented a perfect picture of *Ferr. phos.*, and the 3x, a powder every two hours during the period, and night and morning for a week, were given. This treatment was continued for about three months, when the flow became more normal, her complexion better, and she began to feel stronger and much improved in every way. (C. R. Vogel, M.D.)

Calc. fluor. in Menorrhagia :

A lady called to see me just after a severe hemorrhage from the womb—in fact, every time she menstruated she almost flooded to death. Upon examination I found the uterus hard and so large that it completely filled the vagina; this had doubtless been coming on for six years, since the birth of her child, as she complained of an increasing weight in that region all the time. I at once began to give her *Calc. fluor.*, a dose every four hours. This reduced the induration in four to six weeks to its natural size; and five years have passed and no return of the trouble. (A. P. Davis, M.D.)

MENTAL CONDITIONS.

(See articles on *Brain*, *Delirium* and *Kali Phos.*)

KALI PHOS.—Is the great brain remedy, for the functional disturbance. Depressed spirits, irritability, impatience. Sleeplessness or loss of memory. **Brain-fag from overwork**, study, etc. Inability of thought. Sensitiveness, shyness, restlessness, timidity, dullness, loss of energy, dread of noise. Faint feelings, home-sickness, hallucinations, morbid thoughts, longs for the past, melancholy, crossness, lassitude, nervous exhaustion. **Mental illusions, false impressions and fancies.** Always better under cheerful excitement, but desires to be alone. Sighing and depression; looks on the dark side of everything. Sighing and moaning in sleep. Night terrors of children. Excessive blushing from emotional sensitiveness. Easily startled; whining disposition. Crossness and irritability of children; ill-temper arising from nervous disturbances. Fear, fretfulness, crying or screaming in children. Tearful moods. Insanity, loss of correct reasoning power; **chief remedy.** Mania in its various stages and degrees (also *Ferr. phos.*). Delirium tremens.

FERR. PHOS.—Consequence of anger. Violent mania or maniacal moods from hyperæmia of the brain.

NATR. MUR.—Sadness, with palpitation of the heart. Worries about the future. Fits of "blues;" consolation aggravates. Low spirits, **spells of sadness**, when **accompanied with constipation** from dryness of the mucous membranes of the bowels. Tearful moods. Delirium tremens.

MAGNES. PHOS.—Illusions of the senses; **optical illusions.** Indisposed to mental efforts and inability for clear thought. Also *Kali phos.*, chief remedy.

NATR. SULPH.—Suicidal tendency, due to bilious derangements.

CLINICAL CASES.

Kali phos. in religious Melancholy:

The following is a case of a lady, æt. 44: "I saw," writes Dr. A., of Arnsberg, on the 7th of February, "a lady suf-

fering from mental derangement. Religious melancholy was at the root, although, before this occurrence, she had not inclined to religious excitement. She now declared she was lost forever—lamented, cried, wrung her hands and tore her clothes or pieces of paper which were laid about to prevent her tearing her garments. She did not know those around her, and was unable to sleep. Her eyes had an unconscious stare, and frequently it required two persons to hold her down. Only by holding her nose, and by force, a little food or medicine could be put down her throat. I prescribed *Kali phos.*, as her condition, though one of excitement, was originally one of depression, to which *Kali phos.* is suited. Dr. Schuessler says, in his book: 'A functional disturbance of the molecules of this salt causes in the brain mental depression, showing itself in irritability, terror, weeping, nervousness, etc., as well as softening of the brain.' She took *Kali phos.*, with excellent results. A former experience gained by this remedy led me to select it.

"On that occasion it was in the case of an old man, æt. 80. He suffered from mental derangement, which showed itself in the form of intense hypochondriasis and melancholia. He was tired of life, but had a fear of death. For weeks he had been treated, to no purpose, with many remedies apparently called for, as *nux vomica*, *aurum*, bromide of potassium, in allopathic doses. But he was rapidly cured by the continuous use of *Kali phos.* Even after eight hours from the commencement of the treatment, a certain feeling of calmness was experienced, and that night he had a quiet sleep. I had, therefore, no reason to regret the treatment I selected, as the improvement continued steadily, so that on the 25th of February I discontinued my professional visits.

"I have seen my previous patient frequently, busily engaged in her home with her usual cheerfulness, and she speaks quite calmly of her past illness." (From Schuessler.)

Kali phos. in Hypochondriasis :

Patient æt. 80, suffering from deep hypochondriasis, melancholia, tediousness of life, fear of death, mistrust, down-

hearted and morose. After the failure of the ordinary homœopathic remedies, he was entirely restored by *Kali phos.*, 6x.

Magnes. phos. and Calc. phos. give permanent improvement in Idiocy :

In January, 1891, a lady came to consult me about the mental condition of her youngest boy. Her boy, C. S., was then 26 years old, five feet eight inches tall, and although pretty strong physically, appetite good, etc., he was a perfect idiot, unable to answer any question, except by yes or no, and even these answers were stupid. His appearance and manner of acting was that of a child only a few years old. I remarked that all his teeth were decayed, and that one side of his head, the left, was a great deal smaller than the right. He was very nervous in his demeanor, unable to remain quiet on the chair for five minutes, and when these spells of nervousness reached the paroxysm, he generally tore off all his clothing and flung it in every direction about the room, until he was completely naked. However, he seemed to have some fear or respect for his old mother, the only one, indeed, able to handle him. He was not addicted to masturbation, but absolutely nothing seemed to interest him. From time to time for years this boy had been treated by several physicians of the old school, but without any success. This patient was the seventh child of the family; all the others were healthy, as also were the father and mother. I inquired if during the pregnancy of the mother with this child she had been subjected to any accident or fright. She answered, no; on the contrary, she had always had a quiet and happy life. I prescribed for this patient: *Magnes. phos.*, *Calc. phos.*, both in the 3x trit., in five-grain doses, to be taken in alternation every hour during the day, the boy usually sleeping very quietly at night. I recommended that the patient be brought to me every week. Of course, I did not promise a cure, but warned the mother to be patient with the poor boy, for the treatment would be a long and tedious one.

After a month of the above treatment, the mother reported that the bad nervous spells of tearing the clothes were stopped; the boy was more quiet, following her all over the house, and seeming to take interest in her household work. Two months after the beginning of the treatment, his intelligence seemed to develop in some respect; he helped the mother sweep the rooms and washing the dishes without breaking them, getting interested in many different other things, particularly in looking at images or photos, and pointing correctly that such were pictures of his brothers and sisters, etc. After the fourth month of treatment, I advised the mother to let him go with his brothers, that were carpenters, and see whether he could make himself useful for them in their work. So he did; he commenced by helping them in carrying boards and sometimes planing them when necessary; week after week he became more and more interested in their work. Finally, after eight months' treatment, always under *Magnes. phos.* and *Calc. phos.*, he was able to do eight hours of common carpenter work for his brothers, and to make \$2.00 a day, without experiencing any dislike, fatigue or laziness. He is still working, although like a man of poor intellect, but he is no more a burden, as before, to the great satisfaction of his poor old mother. The improvement of that idiot has been permanent until now. (Dr. E. A. de Caihol, Los Angeles, California.)

Kali phos. saved her from the Insane Asylum:

Miss M., the daughter of the late Dr. M., has been suffering since her eighteenth year from occasional attacks of aberration of the mind. But as years passed on, these attacks of insanity became worse and more frequent, until it was deemed advisable by her brother to make arrangements with the doctor of the lunatic asylum in the district to have her moved there. As a last recourse, a friend called to see if new remedies could be of any service in such a hopeless case. Having assured him that *Kali phos.* would do her good, they gave it very steadily, four doses daily for weeks.

This was four years ago. The result was most satisfactory. After taking it, she never had another attack, and is completely cured; able to superintend home duties, receive callers and make calls, which she had not been able to do for years, on account of feeling so nervous and shy during the intervals of the attacks. Several cases of a similar nature have been treated with equal success—two of these puerperal mania. (M. D. W. From Schuessler.)

Kali phos. in homicidal Mania:

Mr. J., æt. 36; married; cigar drummer by occupation. Living at home with wife and one child, a bright boy of about four years. Had been a great drinker of whiskey, and shortly before placing case in my hands had entirely quit the use of whiskey. Knowing the close sympathy existing between the brain and digestive organs, soon found the following facts to be present: He complained of distress at stomach and in bowels, with more or less bloating of abdomen at times; eructations per mouth, and fetid gases per rectum, with restlessness at night—almost a pronounced insomnia, with that tired feeling in the morning after awakening. Secretions of stomach enfeebled, and less than normal; liver torpid; bowels obstinately costive; fetid breath; coated tongue; depressed spirits and flatulence. Hyperæmia more or less present every day, of front and apex of head, with feeling of weight when so bothered. The predominant feature of the case was his great fear of doing bodily harm to his little boy, claiming that he feared he would kill him—and the weapon a knife. Claimed that a knife in his own hands, or on seeing a butcher with one, vividly called to mind at once his weakness and fearful desire. After some little reasoning on my part, he placed his case in my hands for treatment. I requested him to sleep apart from wife and child which had been his habit. He, in a few days, informed me that a friend of his, then out of work, was sleeping with him, and also journeyed with him in day-time, whilst attending to his calling. Knowing that a fit of indigestion would be severe in his case—being plethoric—admonished him

about regular eating, and but to eat three meals a day, avoiding excessive use of meat foods. As to treatment, I placed him on essence of pepsin, to supply a needed adjunct to digest food and lessen disturbance from same, also administered *Kali phos.*, 3x, one tablet every third hour, allowing same to dissolve in mouth, and to be kept there for a few minutes before swallowing. After two weeks' continuous use of this, and a mild sedative at times at night to overcome the restlessness and insomnia, found decided benefit. I continued the same plan of treatment, save the substitution of papoid et sodæ bicarb. tablets, desiring the added good of the small doses of soda and mint. This treatment I kept up a period of some twelve weeks and discharged him well. This has been some months now and have often seen him since, and in good condition, and no more homicidal tendencies. (O. D. Whittier, M.D.)

METRITIS.

FERR. PHOS. — In the first or inflammatory stage, to remove the fever, pain and congestion. Also hot applications over region of womb.

KALI MUR. — Second stage, when the congestion has become chronic or exudation has taken place, causing hypertrophy of the uterus.

METRORRHAGIA.

Silicea, 6x, in Metrorrhagia:

Metrorrhagia of six weeks' standing, in the case of a fat and robust woman of brown complexion. This person, who was a washer-woman at Grenille, and whom I saw only three or four times at my office, attributed her sickness to her constantly standing in cold water. *Silicea* arrested the hemorrhage almost immediately and effected such an improvement in one week that I scarcely knew her again the second week. She did not take any other medicine. (A. Teste.)

MISCARRIAGE.*(See Labor and Pregnancy.)***MODALITIES.***(See Pain.)***MORNING SICKNESS.**

NATR. MUR.—Morning sickness, with vomiting of frothy, watery phlegm; profuse constant water-brash, like limpid mucus. Great hunger, as if stomach were empty, but no appetite.

NATR. PHOS.—Morning sickness, with vomiting of sour masses.

MOUTH, DISEASES OF.

Diseases of the mouth are traceable to the same pathology as set forth in diphtheria, croup, catarrh, etc.

FERR. PHOS.—Inflammation of any part of the mouth in the initiatory stage. Gums are sore, red and inflamed.

KALI MUR.—White ulcers in the mouths of little children or nursing mothers. Aphthæ (thrush), with much saliva (*Natr. mur.*). Canker of the mouth. Diseases of the mouth, when there is a white-coated tongue. Gum-boils, before matter forms. Gums puffed and swollen; thick whitish secretions from the mouth.

NATR. PHOS.—An excellent remedy for ulcerations of the mouth, when the characteristic creamy, yellow discharge is present. Canker sores, when due to an acid condition of the stomach.

CALC. PHOS.—Pale appearance of the gums, a sign of anæmia—a course of this remedy is necessary; follow with *Ferr. phos.* Painful gums during dentition; inflamed (*Ferr. phos.*).

KALI PHOS.—Gangrenous conditions of the mouth. Scurvy. Canker of the mouth; mortification of the cheek, with ashy-gray ulcers; alternate *Kali mur.* Fetid breath. Bleeding gums. Gums with a bright-red edge.

NATR. MUR.—Salivation. Any disease of the mouth in which there is an **excessive flow of saliva**. Watery blisters around the mouth.

KALI SULPH.—Dryness and peeling of the mucous membrane of the lower lip.

CALC. FLUOR.—Hard swellings on the jaw, associated with gum-boil. Indurations.

CLINICAL CASES.

Kali phos. in Stomatitis:

At a meeting of medical men at Schaffhausen, Professor Dr. Rapp said: "In my opinion, the greatest merits of Dr. Schuessler's method lie in the introduction of *Kali phos.* and *Magnes. phos.* In ordinary stomatitis, with swelling of the gums, deposit on the teeth and foul breath, *Kali phos.* has given very satisfactory proofs of its value."

MUCOUS MEMBRANES.

According to Schuessler, the following secretions are characteristic of the remedies set opposite to them:

Secretions, when fibrinous, *Kali mur.*

albuminous, *Calc. phos.*

yellowish, with small tough lumps, *Calc. fluor.*

yellow, like gold, *Natr. phos.*

yellowish, *Kali sulph.*

greenish, *Kali sulph.*

clear, transparent, *Natr. mur.*

mattery, *Calc. sulph.*

very offensive smelling, *Kali phos.*

causing soreness and chapping, *Natr. mur.* and *Kali phos.*

In coughs, with expectoration; colds in the head, leucorrhœa, bronchial catarrh, etc., the above distinctions in color and consistency of secretions must decide the choice of the remedy. (See article on Exudations.)

MUMPS.

(See *Glandular Affections*.)

FERR. PHOS.—For the febrile symptoms, in the first stage of the disease.

KALI MUR.—Principal remedy for the exudation or glandular swelling. Alternated with *Ferr. phos.*, it will, in most cases, prove sufficient.

NATR. MUR.—Mumps, with excessive secretion of saliva, or with swelling of the testicles, alternate or intercurrent remedy.

CLINICAL CASES.

Ferr. phos. and Kali mur. in Mumps:

I have treated, during the past year, at least a dozen cases of mumps, and I have never had such satisfactory results with other remedies. One case had violent fever, even to delirium, great deal of swelling, pain, etc. The fever was entirely reduced within five or six hours, and the swelling and all the other symptoms were entirely relieved within three or four days by the alternate use of *Ferr. phos.* and *Kali mur.* Two cases in one family, with similar conditions, were in a like manner treated with the same results. (S. Powell Burdick, M.D.)

NEURALGIA.

The word neuralgia is from the Greek, and simply means *nerve pain*. The white fibres of the nerve are controlled by magnesia phosphate—that is, their life-fluid is a product formed by a combination of the phosphate of magnesia with albumen, oxygen, etc. A deficiency in other phosphates or sodium chloride often causes nerve pain, also; and it may be caused by albuminous or fibrinous particles clogging in the tissue of the neurilema, or nerve sheath, and thus preventing free circulation.

FERR. PHOS.—Neuralgia due to inflammatory conditions. Cold applications relieve by reducing the congestion. Neuralgia from chill or cold, with severe throbbing pain, or as if a

nail were being driven in. Blinding pain in one side of the head, in the temples or over the eye. Follow with *Calc. phos.*, if this does not give relief. Neuralgic pains, when accompanied by flushed face, burning heat, fever, etc. *Tic Douloureux*.

MAGNES. PHOS.—All neuralgic pains, when heat gives relief and cold aggravates. **Neuralgic pains very sharp, darting and intense.** Intercostal neuralgia of a drawing, constrictive nature. Excruciating spasmodic, crampy pains. Pain in the ends of nerve fibres. Periodical pains, very acute in their character, or shooting along the course of the nerves. **Neuralgia of the face**, better in warm room, worse in open air.

KALI PHOS.—Neuralgic pains in anæmic, nervous subjects. Neuralgia, with irritability, crossness, etc.; pains are ameliorated by gentle motion; feels better when under pleasant excitement. Pain is worse when alone, on rising from a sitting position or from overexertion. **Neuralgic pains, with depression and failure of strength;** sensitiveness to light and noise. Neuralgic headaches, with sleeplessness, nervousness, etc. Pains, with humming in the ears. Seat of pains in the nerve substance, threatening paralysis, with feeling of lameness and numbness (*Calc. phos.*).

CALC. PHOS.—Neuralgic pains, when they do not yield to the indicated remedy. Intercurrently in chronic cases. **Neuralgia recurring periodically, coming on at night**, deep-seated, as if on the bone. **Pains, with sensation of crawling coldness and numbness.** Pains worse at night in bad weather. Neuralgia of the anus, pain long-lasting after stool.

NATR. MUR.—Severe neuralgic pains, recurring at intervals, with flow of saliva or tears. **Darting, shooting pains** along the nerve fibres, with flow of tears. The pains of *Natr. mur.* are quite similar to those of *Magnes. phos.*, but are easily distinguishable by the excess of saliva or involuntary flow of tears. Irritation of the fifth pair of nerves, also facial nerve, with intense pain and lachrymation. Neuralgia, with constipation from dryness of the bowels, and accom-

panied with the usual excessive secretions from other membranes.

KALI MUR.—Severe pains, when accompanied with white or grayish-white coated tongue.

KALI SULPH.—Neuralgias which are worse in the evening or in a heated atmosphere; better in the cool open air.

SILICEA.—Obstinate neuralgia in improperly nourished constitutions, intercurrently with the chief remedy.

CLINICAL CASES.

Magnes. phos. in left-sided Neuralgia:

On April 13th, a patient wrote me that for nine days she had been in bed without medical help, suffering from a maddening pain. Through catching cold she got a severe pain in the ear and then a prosopalgia on the left side, affecting the lower maxillary bone, also the frontal, and involving the whole left side of the head back to the nape of the neck. She went to an apothecary for *Bryon.*, but he advised *Bellad.*, which did not help. Deep within the ear an abscess developed, which broke two days ago, discharging pus and now water, which is quite irritating, for it has produced an eruption wherever touched. The ear still pains; prosopalgia remains as before. The pain is maddening and there is a high fever, with sleeplessness; she does not sleep at night, and only one or two hours in the day. She perspires freely, which is unusual with her. Yesterday she had a severe pain in the right hip, resulting from a bath. I was unable to see the patient, as she, at that time, lived at Leipsic, and yet she needed help at once. What should I give her? *Silicea*? The nightly aggravation would suit this remedy—but the abscess in the ear was gone, yet the facial pain remained. *Spigelia*? There were indications for it, as I already knew she had a tendency to heart trouble. She had formerly had pains in the articulations of the hand, in the arm and side, most severe at the heart. She described it as if the heart would be twisted out, with a throbbing as if something was unwound. Perhaps it was a rheumatism

located in the face; but even here *Spigelia* would be called for. Then, there is *Arnica*, which has lately been extolled as a specific. Further, I had some reliance on *Stannum*, which had cured for me many neuralgias that even the great nerve remedy, *Quinine*, had left untouched. The *embarras de richesse* still increased. *Chamom.* ought to be given for the unbearable pain. Again, there was *Mercur.* on account of the tendency to sweating, and *Arsenic* on account of sleeplessness. Yet in preference to all these remedies I selected Schuessler's *Magnes. phos.*, moistened a powder of milk sugar with the 6th dilution and directed it to be dissolved in half a wineglassful of water, a teaspoonful to be taken every three hours. On April 17th, I had the satisfaction of reading the following lines: "My hearty thanks for your kind and quick assistance. I had immediate relief, and I am happy and thankful. The horrible pain is gone from my face; the scalp is still sensitive, and one place, which is certainly connected with the ear, still pains. The ear itself pains somewhat and runs yet." (Dr. Goullion.)

Magnes. phos. in Neuralgia involving teeth:

Pain supra and infraorbital, extending to all the front teeth of right side, intermittent, stabbing, nipping, lightning-like and extremely sensitive to touch; relieved by heat and pressure; coming and going suddenly and attended by prostration and night-sweats. *Magnes. phos.*, 200x, promptly gave relief. (*Medical Advance*, December, 1889.)

Magnes. phos.—two doses cured her Neuralgia:

Miss Margaret S. suffered from neuralgia, true nerve fibre pain, darting through her head along the nerves. She had suffered intermittently for three days. Two doses of *Magnes. phos.* cured her completely. (M. D. W. From Schuessler.)

Magnes. phos. regulated the Catamenia; cured the Neuralgia:

Lady, æt. 42, with a hectic appearance, the catamenia scanty, often omitting. Since two years, boring over the

right eye, after a few minutes spreading over the whole right side to the lower jaw, driving out of bed. Liver torpid; little appetite. *Magnes. phos.* overcame all complaints in four days. This remedy regulated the catamenia and all subsequent attacks. (A. Plate, M.D.)

Kali phos. in Neuralgia from hollow teeth:

Kali phos. cured a case of neuralgia of the right side of the face from hollow teeth, relieved by cold applications. *Magnes. phos.*, given at first, did not relieve, probably because there was no relief from warmth. Unlike *Phosphor.* or *Kali*, but similar to *Pulsat.* (W. P. Wesselhoeft, M.D.)

Magnes. phos. in Neuralgia of Head:

A severe case of neuralgia in the head. The lady had come sixty miles to attend a musical entertainment and was compelled to go to bed on account of the pain. After suffering for several hours I was called, and relieved her completely in an hour with *Magnes. phos.*, 6x, a dose every ten minutes.

Calc. phos. in Neuralgia of Sacrum:

Ada D., a healthy, robust child, æt. 8. Her only symptom was a severe pain at the lower part of the sacrum, coming on after stool and lasting the entire day until she goes to bed, when it ceases. The pain is so severe as to prevent her walking or even standing. *Calc. phos.* gave immediate relief. (R. T. Cooper, M.D.)

Magnes. phos. in right facial Neuralgia:

Dr. H. C. Allen reports a case of right facial neuralgia, with sharp, quick, spasmodic, lightning-like pains, sensitive to touch, relieved by heat and pressure, accompanied by prostration and night-sweats, cured by *Magnes. phos.*, 200x, after several other remedies had failed to give permanent relief. Also another case cured by the same remedy and potency, where the pains were intermittent, darting, lightning-like, suddenly appearing and disappearing, relieved by heat and pressure; at the same time an annoying constipation disappeared.

Magnes. phos. in facial Neuralgia:

Miss S., æt. 24; dark complexion; nervous temperament; clerk. She had been under treatment for facial neuralgia for two weeks previous, the principal remedy being *Morphia*, without relief. On being called to the case, I found the patient much prostrated, the right side of the face and supraorbital region somewhat swollen, pains very severe, of a crampy, shooting, darting nature. There was also much tenderness over the affected side. The pains were of an intermittent character, and seemed to affect different parts of the head and face on different days. *Magnes. phos.* cured the case in twelve hours.

Magnes. phos. in Neuralgia from exposure to north wind:

Miss B., æt. 22; dark complexion; nervous temperament; slight build; has neuralgia from exposure to a strong north wind, and was under the so-called "regular treatment" for three days before I was called, and had taken massive doses of *Bromide of potash* and *Chloral hydrate*, with no relief. I found her in bed, almost frantic with pain, flushed face, eyes injected, with a high degree of photophobia; pain was left-sided and involved the supra-maxillary portion of the trigeminus. In character the pain was lancinating, crampy, darting and shooting, frequently extorting cries. *Magnes. phos.* was given and resulted in a speedy recovery.

Magnes. phos. in facial Neuralgia:

Miss S., æt. 20; brunette; tall and slender; nervo-bilious temperament; occupation, stenographer. She was taken suddenly with acute pain in right side of face, the pain involving the supra and infraorbital region, paroxysmal, of a darting, tearing character. *Magnes. phos.* cured promptly.

Magnes. phos., 12x, in Prosopalgia:

Case of prosopalgia of several weeks' standing, relieved by warm cotton and aggravated by cold. *Magnes. phos.*, 12x, cured in three weeks. (*Allg. Hom. Zeit.*)

Calc. phos. cured; Electricity failed:

Chas. M., æt. 47. Has for a week or two a severe tearing, gnawing pain in region of right scapula, extending into the right upper arm, and down the forearm into the thumb, with numbness, particularly of the thumb, but without loss of motion or use of arm. The pain comes in paroxysms, and is only relieved by hard rubbing and pounding of the flesh; troublesome as well day-times as nights. Has taken several remedies, principally *Rhus tox.*, and had electricity each day for a week or more, without benefit. After taking *Calc. phos.* for a few days the pain and numbness were much relieved, and being continued, the trouble was cured in about three or four weeks. Any return of it would be at once relieved by this remedy.

A similar case in a young lady, æt. 20, was cured by the same remedy, though she had almost complete paralysis of the hand. (C. T. M.)

Magnes. phos. in Faceache:

A lady of healthy appearance had suffered several weeks with faceache, radiating over one-half of the face, lasting five or six hours. Warm wadding relieves. Worse when body gets cold. *Magnes. phos.*, every three hours, removed the pain in three days.

Magnes. phos. in Neuralgia:

Lady, æt. 30, had suffered several weeks with pains in face and teeth, right side, changing locality. Appears every two or three hours, and rushes about like lightning. *Magnes. phos.*, a dose every three hours, relieved in two days.

NEPHRALGIA.

(See *Kidneys, Diseases of.*)

NEPHRITIS.

(See *Kidneys, Diseases of.*)

ŒDEMA OF THE LUNGS.

NATR. MUR.—Acute œdema of the lungs, with excessive serous, frothy secretions. Excessive **accumulation of mucus in the lungs and bronchi**, causing great rattling in the chest.

KALI PHOS.—"Œdema pulmonarium, spasmodic cough, threatening suffocation; for dyspnoea and livid countenance." (Walker.) Alternate with *Natr. mur.*

OPHTHALMIA.

(*See Eyes, Diseases of.*)

FERR. PHOS.—The remedy for all inflammatory symptoms.

NATR. PHOS.—Infantile ophthalmia, **purulent discharge from the eyes of new-born children**; discharge from eyes, creamy.

KALI SULPH.—Discharge purulent, greenish in character.

CALC. SULPH.—Ophthalmia, with thick, purulent discharges, sometimes mixed with blood.

ORCHITIS.

KALI MUR.—Inflammation and swelling of the testicle, **chief remedy, if caused from suppressed gonorrhœa.**

FERR. PHOS.—For the inflammatory conditions, fever, heat, pain, etc.

CALC. PHOS.—As an intercurrent remedy, or when the disease has reached the chronic stage.

OTALGIA.

(*See Ear, Diseases of.*)

OTITIS.

(*See Ear, Diseases of.*)

FERR. PHOS.—With painful and inflamed soft parts.

CALC. SULPH.—Otitis media; discharge of matter from the middle ear, sometimes mixed with blood. Deafness, with middle ear suppuration, swelling of the glands, etc.

SILICEA.—External ear inflamed; swelling of the external meatus. **Suppurative otitis, when discharge is thin, ichorous, offensive and attended with destruction of bone.**

OZÆNA.

(*See Catarrh.*)

PALPITATION.

(*See Heart, Affections of.*)

PAIN.

(*See Neuralgia and Headache.*)

FERR. PHOS.—Pain from inflammatory causes in any part of the body. Neuralgia, backache, pains in the back and loins and over kidneys. All *Ferr. phos.* pains are ameliorated by cold, applied directly to the seat of disease; but if the pains are deep-seated, heat will be necessary, applied to the surface as a counter-irritant.

MAGNES. PHOS.—Pains of a **sharp, shooting, darting, spasmodic** or constrictive nature, relieved by heat and aggravated by cold. Pains vivid, boring, intermittent and neuralgic.

KALI MUR.—Useful after, or in alternation with, *Ferr. phos.*, if swelling exists.

KALI PHOS.—Laming pains; the parts affected feel powerless; gentle movement relieves pain and stiffness, but too much exertion aggravates. Neuralgic pains in anæmic, irritable persons. Pains are worse when beginning motion, but gentle exercise relieves. Pains are better under cheerful excitement.

CALC. PHOS.—Pains associated with feeling of numbness, coldness, or with a creeping sensation, worse at night or in bad weather. **Pains resulting from exhausting diseases.** Lumbago, alternate with *Ferr. phos.*

NATR. MUR.—Pains, when accompanied with excessive secretion of saliva or flow of tears; the tongue also is covered with bubbles of frothy saliva. **Dull heavy pains in the head, with flow of tears.** Neuralgic pains, resembling those

of *Magnes. phos.*, but with flow of tears. Pains are generally worse in the morning.

KALI SULPH.—Pains of a shifting character, flitting from one place to another, require this salt. Pains are generally worse in the evening, in a warm room or heated atmosphere; better in cool open air.

NATR. PHOS.—Pains, especially rheumatic, if the tongue has a yellow, creamy coating. **Pain after taking food, with acid conditions.**

CALC. FLUOR.—Backache simulating spinal irritation. Pains in the lower part of the back, indicating confined bowels, hemorrhoids or fall of the uterus.

PARALYSIS.

A great diminution, or total loss of the power of motion in one or more of the voluntary muscles. This condition is known by many different names; such as: Paralysis agitans, ascending paralysis—beginning in the legs and ascending to other parts of body; diphtheritic, hemiplegic, paraplegic, reflex, writer's paralysis, etc. A deficiency of the inorganic salts that furnish organic matter to make and keep up the supply of nerve and muscle fluid sufficient to keep them in order, or working condition, is the first cause of paralysis.

It sometimes occurs that the condition is aggravated by an accumulation of organic waste matter, albuminous and fibrinous, in the connective tissue and interstices surrounding nerve plexus or muscular fibre, causing an engorgement and thus preventing free circulation, which cuts off the vital supply.

KALI PHOS.—This is the first remedy to be considered in all cases of paralysis, whether creeping or sudden in its onset. Paralysis of vocal cords, causing loss of voice. Locomotor paralysis, creeping paralysis, with atrophic conditions, vital powers are reduced and stools have a putrid odor. Facial paralysis, partial paralysis, hemiplegia, facial or infantile paralysis requires *Kali phos.*, the chief remedy.

MAGNES. PHOS.—Paralysis of the white nerve fibres. Palsy, involuntary shaking and trembling of the hands or of the head (*Calc. phos.*). “**Muscular paralysis** caused by a disturbed or diseased condition of the efferent nerve fibres which convey the motor stimulus to the muscles.” (Walker.) Alternate with *Kali phos.*

CALC. PHOS.—Coldness, numbness, creeping sensations in the lower limbs. Creeping paralysis; intercurrently with the chief remedy.

SILICEA.—Paralysis from tabes dorsalis. Paralytic weakness of the joints. (*Natr. phos.*)

CLINICAL CASES.

Calc. phos., 6x, in Paralysis of hands and feet:

A. G., had a love affair, and, in order to kill herself, took poison, which left her paralyzed hands and feet. I gave her six powders of *Calc. phos.*, and four weeks later she wrote me that she could go around the room by taking hold of furniture. She received six more powders, which completed her recovery.

Kali phos. in facial Paralysis:

Henry K., æt. 24, barkeeper, was brought to the office by his father for treatment. Right side of face, from the ramus of jaw to above the temporo-parietal suture, paralyzed. Entire loss of sense of touch in the cheek, which he said felt numb, causing impediment in speech. Mouth was drawn to left side. Walked with a shuffling gait, which led me to anticipate a general paralysis or a tendency toward locomotor ataxia. Suspected onanism, which was denied. His hands would occasionally shake involuntarily, “as if he had the palsy,” his father explained. Hands and feet cold.

Concluded that his trouble was due either to his working in water at his occupation, or else to sexual excesses, or both. Prescribed *Kali phos.*, 3x, and *Calc. phos.*, 3x, in alternation, every three hours for two weeks; discontinued for one month, and then continued giving the *Kali phos.* alone.

Improvement has been gradual, till now, after nearly three months, the facial paralysis is hardly perceptible, has considerable feeling in affected side, walks more regular, stepping somewhat naturally—and improvement in general. I might add that at a subsequent visit he admitted his masturbating, and after the proper advice he promised to try to quit, and I think this, too, has aided some in his present improvement. (C. R. Vogel, M.D.)

PERITONITIS.

Peritonitis is an inflammation of the peritoneum lining the abdominal parietes. It is very seldom present without the involvement of some one or more of the abdominal viscera that are invested by this serous membrane. Consequently, it has taken the name of *enteritis*, *gastritis*, *hepatitis*, *nephritis*, etc., and is recognized by the laity as “inflammation of the bowels.” The acute form requires Ferr. phos.; and it will never fail, if prescribed in time, to bring an early termination to this very serious inflammatory condition.

CLINICAL CASES.

Ferr. phos. for Peritonitis caused by eating berries:

Was called late one night to see a child, æt. 8; had eaten a large quantity of berries the day before. Found the patient partially delirious; pulse 130; temperature $103\frac{1}{2}$; bowels hard, hot and swollen. I diagnosed peritonitis, caused by the berries and stoppage of the bowels. The parent had given two doses of a cathartic medicine, but without effect. I ordered a copious injection of hot water, in which was dissolved about twenty grains of *Ferr. phos.*, 3x. A large movement of the bowels occurred, after which I followed with *Ferr. phos.* internally. Nothing could have acted better, as the patient was all right in the morning. Some think me radical on the subject of water, but if I am, I have cause to be proud. I believe *water* to be one of the greatest of biochemic remedies (*it is true biochemistry*). Its proper use will greatly facilitate the action of the salts. An injection

will relieve the bowels instantly, without fear of causing diarrhœa; copious drinks of *hot* water will relieve pain, inflammation, spasms, etc., and also distribute remedies to different parts of the organism. (J. B. Chapman, M.D.)

Ferr. phos. in Peritonitis following acute inflammation of bowels:

After every other remedy had failed *Ferr. phos.* was resorted to, in a case of acute inflammation of the bowels. The effect was a brilliant one. The fever abated; the pains decreased rapidly. This medicine was continued until the fever had quite subsided, and profuse perspiration commenced. At this stage *Kali mur.* was given, which caused the absorption of the rather profuse effusion.

Ferr. phos. in chronic Peritonitis:

Mrs. E., æt. 38; suffered for many years from chronic peritonitis and ovaritis. She would have subacute attacks, which would last for several months, confining her to her bed or room. Hardly would she be well of one attack before another would be induced by a cold or some slight overexertion. Was nervous and much depressed. One evening was seized with very severe pain in the uterine and left ovarian regions, extending over the whole abdomen, which was very sensitive to the slightest touch. Pulse 120; temperature 104. *Ferr. phos.*, 12x, was given in water every fifteen minutes, for two hours, when the pains were somewhat less. The remedy was then given every hour for several days, until the pain and sensitiveness had gone. The patient was kept under treatment for two weeks longer, when she was obliged to go away. She gradually grew stronger and better, and now two years have passed and she has never had the slightest sign of the trouble, which she had had for so many years, and is well and strong. (G. H. Martin, M.D.)

PERTUSSIS.

(See Whooping-Cough.)

PHTHISIS PULMONALIS.

(See *Consumption*.)

CLINICAL CASES.

Silicea in an exceptional case:

Mr. T., æt. 30; of sanguine, bilious temperament; rather dark complexion; five feet ten inches high; weight, in health, 166 pounds; family consumptive, two sisters and a brother have already died, leaving a brother still enjoying tolerable health. Had several hæmoptyses in the summer while in the hay-field, and had constantly declined from that time. Saw him in April following; he having passed through the hands of several physicians, and at that time was so low that his physician said he could not live six weeks; and such was my opinion on seeing him. There was a large cavity in the right lung, at the second intercostal space, at about three inches to the right of the sternum; there were heavy rales in the left bronchi, with decided indications of breaking down of the parenchymatous structure and cavernous lesions there; also the sputa was very heavy and largely purulent; there was the odor of the cadaver already present, musty and offensive enough from septicæmic influences; he had no appetite and sat up hardly longer than to have his bed made; skin had a cold, clammy feeling, and he was drenched with night-sweats. Case was marked with absence of vital warmth; indeed, so forbidding was the case that I refused his brother when he asked me to visit him again in a week; he lived forty miles away. He was given a dose of *Silicea* every other night, with *Sac. lac.*, and ordered to report by mail in a week. He had been very much harassed with his night-sweats and cough, which was worse from motion. The first mail brought me the intelligence that the medicine acted like a charm, and he wanted more of the same kind. I sent so that he got a dose of *Silicea* twice a week, and so treated him till June, when he paid me a visit. Left lung appeared to be cleared up, night-sweats no longer troubled him, appetite was good, he was steadily gaining in flesh and

strength. Nevertheless, in the right lung there yet remained traces of the vomica, which now was much smaller and secreting only a small amount of muco-purulent matter. He was furnished additional medicine and went home, and by the middle of July was on his mowing machine. Patient was alive four years after and enjoying fine health, and I do not know but he is to-day. No man could be more surprised than myself at these results. Were we all deceived? Three physicians of the leading school of medicine agreed about the diagnosis, and I do not think there is left a possible ground for doubt. The case is exceptional, we agree; but is it not full of suggestions? (G. N. B., in Brigham's "Phthisis.")

Four doctors gave her up:

Case of a lady who had been bedridden for nine months. Mrs. McH. was given up by four doctors, as beyond medical treatment. The professor's diagnosis ran thus: Both lungs diseased, especially the right lung. The heart is greatly dilated, especially the right cavity. The lung disease produced by neglected cold. When her case was brought under treatment by biochemic measures, four years ago, she was also suffering from dropsy. At the stage she came under the new treatment, it took sometimes an hour and more before she could find the right position to rest in. She would often rather spend the night on the sofa than venture to go through the fatigue of going to bed. Her cough and expectoration were very bad; breath extremely short, and palpitation constant. She did not know what it was to have a good night, and rarely slept. By patiently adhering to Dr. Schuessler's remedies she has recovered greatly, her lungs are wonderfully healed up, and her dilation of heart almost removed. She now lives in comparatively good health, so that she was able to nurse her husband during a severe illness, where night watching was necessary. To reassure all concerned, a diagnosis was made. Dr. H., a specialist concurred in the statement that her right lung, of which a large portion is gone, is now fairly healed up, and dilation of heart has almost entirely disappeared. (From Schuessler.)

PLEURISY.

(See *Pneumonia*.)

FERR. PHOS.—For the febrile conditions, **first stage**, dependent upon this disease, such as fever, pain, stitch in side, short cough, etc., short oppressed breathing. Hot applications to the surface.

KALI MUR.—**Second stage**, when there is plastic exudation, white or grayish-white coated tongue, etc.

CALC. SULPH.—**Third stage**, when pus has formed in the cavity.

CLINICAL CASES.

Ferr. phos. relieved Pleurisy entirely, second day:

Boy, æt. 5, with right-sided pleuritic stitch; worse when coughing and on deep inspiration. Rheumatic pains in right shoulder-joint. General heat of the body; very little thirst. *Bryon.* did no good. *Ferr. phos.* every two hours relieved entirely on the second day. I noticed an unnatural excitement about the child the day after having taken *Ferr. phos.* He desired to get out of bed and wished to run around, but was too weak and fell over; very talkative and hilarious.

A similar excitement I noticed in a lad, æt. 7, to whom I had given *Kali mur.* during a gastric fever, with great benefit. (W. P. Wesselhoeft, M.D. From Hg.)

Ferr. phos. in acute Pleurisy:

Miss G. R., æt. 20. Was called about midnight to see this young lady, who was said to be suffering with a pain in her side. I found her to be suffering with the symptoms common to an acute attack of pleurisy: high fever and severe pain in the left side of the chest. Gave her *Bryon.* in water. Called next morning: found the fever somewhat less, but pain not relieved; continued the *Bryon.* Called at 4 P. M.: about the same, pain still severe; gave *Ferr. phos.* in solution. Called at 9 P. M.: the fever had abated, and the pain was much less. Called the next morning: no fever and pain nearly gone. She continued to improve, and after a few days was up and about, as usual. (C. T. M.)

PNEUMONIA.

NO ABNORMAL condition with which mortals are afflicted has such terrors for the old-school physician as pneumonia, unless it be typhoid or typhus fever. The *New York Medical Record*, of late date, contained the following: "Pneumonia is attended at the present day with an ever-increasing mortality—so high, in fact, as to constitute a reproach to medical science."

In 1890 a prominent physician of Philadelphia wrote as follows: "The mortality of pneumonia in Philadelphia has increased, and is greater to-day than it was thirty years ago."

The errors of thirty years ago have been intensified. Still larger doses of nauseating drugs have been administered, and the local treatment has increased in severity. The microbe theory, the fallacy of the age, has piled error on error, until the wonder is that any one recovers from pneumonia under the "regular" treatment. The trouble all along has been the failure of the medical profession to understand just what causes the condition of "not at ease" in pneumonia.

The medical text-books and dictionaries will tell you that pneumonia, or lung fever, is inflammation of one or more lobes of the lungs; but make no attempt to explain what inflammation really is or what produces it. These books tell us that certain anatomical changes take place; that firm or solid exudation is found in pulmonary alveoli; but do not tell of what the exudation is composed or how it reached the air cells. We are graciously informed that "there is intense congestive hyperæmia;" that "there is red hepatization, in which the lung is bulky, heavy, firm and airless, its red tint due to extravasated corpuscles and distended capillaries or gray hepatization, due to the decolorization of the exudation and pulmonary anæmia or colliquation and resolution."

The above may be very learned, but the student cannot help but wonder what the cause of it all is, and what on earth he will do to prevent it.

Biochemistry alone explains the cause of the abnormal condition called pneumonia, and offers the cure.

Atmospheric electrical changes so operate on the human system as to cause a deficiency in iron and other inorganic mineral salts of the blood, which lowers the vitality and allows the pores to close. The waste matter, the exudation from the skin, is then turned inward and seeks an outlet. The fluids of the body, water, albumen, etc., serve as carriers for the effete matter.

Of course, the circulation is increased, for two reasons: (a) To carry off the decaying organic matter; (b) because on account of a deficiency in iron the blood is poorly supplied with oxygen, which, as is well known, has an affinity for iron; and the rapid motion is nature's effort to make the limited iron supply to do the work of the maximum amount.

If, in getting rid of the waste, nature directs it to the lungs, and this causes injury to lung structure, as the decaying, vitiated, organic matter surely will, if in sufficient quantity, the medical profession have been pleased to name it pneumonia. Catarrhs, bronchitis, etc., have the same pathology.

The cause of pneumonia is a lack of a sufficient quantity of the cell-salts. The cure consists in supplying them medicinally.

For the so-called fever and local inflammation, congestion, etc., Ferr. phos. Give Kali mur. in alternation. It controls fibrine, and thus prevents an outflow of that albuminous substance from the vital circulation. A fibrinous exudation, when allowed to go on, furnishes material to clog up, congest and cause inflammation of the lung tissue. A frothy sputa indicates Natr. mur. also. In the second stage, or when the skin is very dry, Kali sulph. should be given until the moisture at surface is well established. A few doses given in hot water never fails to start perspiration. Hot water

should be drank freely, and hot sponge-baths given twice daily. An enema of hot water once daily greatly assists the cure. This treatment supplies deficiencies, opens the pores, and restores the normal condition as soon as it can be done through the natural operations of life's processes.

The decaying organic matter, the heteroplasm, deposited in connective tissue and membranes during the inflammatory stage, of course, must be gotten rid of, but the circulation will attend to it, if the tools be furnished to work with. While this work is being carried on, there will be disturbances, coughs, etc., but the only rational way to do is to supply the blood with the vital principles needed, so the work may be done.

The organic matter is thrown out of the blood and helps the accumulation of waste to grow, simply from a lack of the workers (inorganic salts) in organic matter.

Poisons, under whatever name they may be used, are not vital principles of human blood or tissue, and not needed. The twelve inorganic salts (tissue remedies) of the blood cure all curable diseases when properly understood and used.

FERR. PHOS.—In the first stage of inflammation of the lungs, for the pain, fever, congestion, short breathing, etc., also to establish free perspiration. Cough in pneumonia, without expectoration, or expectoration of blood or rust-colored sputa. Hot applications to the chest are very beneficial to relieve the congestion. Frequent doses of the remedy should be given.

KALI MUR.—Second stage, when there is fibrinous exudation into the lungs; cough, with white expectoration (alternate with *Ferr phos.*, for the febrile symptoms); note color of tongue.

KALI SULPH.—If free perspiration is not established by the use of *Ferr. phos.*, alternate with *Kali sulph.* Pneumonia, with wheezing and **expectoration of loose, rattling, yellow phlegm** or watery, yellow mucus; sometimes mucus slips back and is generally swallowed.

NATR. MUR.—Inflammation of the lungs, with **loose rat-**

tling phlegm, clear and frothy; tongue has frothy bubbles of saliva on the edges. Distressing cough, with flow of tears and heavy, beating headache.

CALC. SULPH.—Inflammation of the lungs with expectoration of pus and matter.

CLINICAL CASES.

Ferr. phos. cured after Lycopodium and Phos. failed:

Case of pneumonia of left upper lobe, with well-marked crepitation and profuse expectoration of frothy, pink mucus, yellow watery diarrhœa, green vomiting. *Laches.*, *Lycop.* and *Phosphorus* did nothing. *Ferr. phos.* every two hours produced immediate improvement, although we considered her moribund (she had tuberculosis); the diarrhœa and vomiting were unaffected. (W. C. Goodno, M.D. From Hg.)

Ferr. phos. and Kali sulph. in lobular Pneumonia:

Dr. A. L. Fisher quickly relieved a child of lobular pneumonia, with high temperature, with *Ferr. phos.* *Kali sulph.*, given on account of thick, yellowish expectoration, speedily cured the case. (*Hom. Journal of Obstetrics.*)

Ferr. phos. and Kali mur. in Pneumonia from exposure:

Archibald Herbert, suffering from chronic bronchitis, had an attack of pneumonia. An iron moulder by trade, he was exposed to great heat; he had lain down on a form in a state of perspiration, took a severe chill, and inflammation in the right lung was the result. His case was a bad one, complicated by bronchial affection; fever high; cough distressing; a pain, deep-seated, in the right side; expectoration tenacious, rusty-colored. *Ferr. phos.*, in alternation with *Kali mur.*, a dose every half hour, was taken for twenty-four hours, then every hour. For his prostration and sleeplessness, a few doses of *Kali phos.* were taken now and then. The improvement every way was very marked in two days. As the color of the sputa changed to yellow, he took *Kali sulph.* instead of *Kali mur.*; and as this condition was remedied, *Natr. mur.* and *Calc. phos.* completed the cure in a little more than ten

days. He returned to work free from inflammation and bronchitis. (From Schuessler.)

Kali phos. and Kali mur.; marked improvement in twenty-four hours :

A case presented itself with the following conditions: Extensive extravasation, with solidification, great pain, hard and exhaustive cough, with characteristic expectoration, little or no sleep. After being treated for about ten days with the ordinary remedies, *Acon.*, *Bryon.*, *Phosphor.*, etc., without improvement, and as the case was assuming graver proportions than any I have had for years, I placed him upon *Ferr. phos.* and *Kali mur.*, in alternation. In twenty-four hours a marked and amazing improvement resulted, which continued to the termination of the disease, with rapid convalescence. The case was a grave one, for the reason that he had been laid up three months with a fractured arm, and was in a very reduced condition when the pneumonia appeared. (S. Powell Burdick, M.D.)

Ferr. phos. brought relief in a few hours :

The worst case of pneumonia that I ever saw recover—the pain and rapid respiration producing a veritable agony—was relieved beautifully in a few hours, after the best selected remedies had failed for days to make any change for the better. In this case we had complete hepatization of the left lung and of the lower lobe of the right lung, with a strong tendency to hepatization of both lungs, a rapid pulse, small and weak, with a temperature of 103 to 104 degrees. The fever left and the pulse steadied and became better in a few days. Suppuration ensued, however, for the remedy was not administered early enough, or, I have no doubt, it would have arrested it before suppuration ensued. The duration of this case was eleven weeks. He was about 28 years old, and of rather robust constitution. The amount of muco-purulent sputa expectorated was simply enormous. He has made a good recovery, and seems to be in excellent health.

PROSOPALGIA.

(See *Neuralgia*.)

PRURITUS.

CALC. FLUOR.—Pruritus ani—from piles; to be used externally as a lotion, and in enema.

PUERPERAL FEVER.

(See *Labor and Pregnancy*.)

CLINICAL CASES.**Ferr. phos. in a case of Puerperal Fever:**

A case of puerperal fever. Chill, followed by fever. Suppression of the lochia, milk and urine. Hilarious delirium; profuse critical diaphoresis without thirst or much coated tongue; bowels confined, and extensive tympanites over abdominal parietes. *Ferr. phos.*, a dose every hour. In ten hours all uræmiform symptoms had subsided; patient cheerful and comfortable. Lochia and milk secretions returned, and urine had been voided freely. A good recovery followed. (F. A. Rockwith, M.D., *American Journal Homœopathic Materia Medica*, 1875.)

RETINITIS.

(See *Eye, Diseases of*.)

RHEUMATISM.

There are many different symptoms classified under the head of rheumatism. A lack of a proper amount of the alkaline salt sodium phosphate in the blood may, by producing a deficiency of alkali in the synovial fluids, allow the acids to stand out distinctly as acid and cause injury to tissue, periosteum, etc., at certain articulations. The pain thus produced, which interpreted means a call for the deficient salt, is called rheumatism.

A lack of the salt which controls fibrine may cause a collection of fibrinous matter, which will cause swellings and

pain; hence, inflammatory rheumatism (see pneumonia). A deficiency in the salts that furnish muscular and nervous fluids, will cause nerve and muscular pains and stiffness of limbs; also called rheumatism.

FERR. PHOS.—This is the **principal remedy in the initiatory stage** of rheumatism and rhematic fever, for the febrile symptoms. If given frequently at the onset, it is often the only required remedy. Arthritis, acute articular rheumatism, which is very painful and when movement increases the pain. Acute rheumatism of any part. Soreness and stiffness all over the body. Lumbago; stiff neck from cold. All rheumatic pains aggravated by motion.

KALI MUR.—Second stage of rheumatic fever, after *Ferr. phos.*, **when exudation has taken place and swelling results.** Rheumatic, gouty pains, if worse from movement and accompanied with a white-furred coating on the tongue. Arthritis, for the swelling of the joints (alternate with *Ferr. phos.*). Tenalgia crepitans. **Chronic rheumatism**, with swelling, white-furred tongue, and when movement causes pain.

NATR. PHOS.—**Acute and chronic rheumatism of the joints**, with profuse, sour-smelling perspiration. Arthritis, when acid conditions are present; creamy, yellow coating on the tongue and tonsils. Acute and chronic gout; chronic rheumatism. "Drs. Schuessler, Walker and others have lately begun to realize the importance of *Natr. phos.* in the treatment of rheumatism, especially articular rheumatism. It has long been suspected that one of the principal causes of the excessive pains in the joints was due to an acid diathesis; this, then, will account for the salutary action of *Natr. phos.* in this disease. I am, therefore, led to believe that it would be expedient to exhibit it as an intercurrent remedy in all cases of a rheumatic nature." (Dr. Chapman.)

MAGNES. PHOS.—Acute, sharp, **spasmodic pains in articular rheumatism.** Excruciating violent pains in rheumatic fever; intercurrently with the chief remedy.

KALI SULPH.—Rheumatic pains which are of a wander-

ing, shifting nature; worse in heated room or in the evening; feels better in cool open air. Chronic or acute rheumatism of the joints, when shifting from one place to another. Arthritis. Rheumatic headaches, with evening aggravation, or worse in a warm atmosphere. Pains in the back, neck or limbs, with the above symptoms.

KALI PHOS.—Acute or chronic **rheumatism, with stiffness of the parts**; pains worse on beginning to move, but relieved by gentle motion. Rheumatic pains which are worse in the morning or when rising from a sitting position; gentle motion relieves, but continued exertion or fatigue tends to increase the pains.

CALC. PHOS.—Rheumatism which is worse at night and in bad weather, alternate with *Ferr. phos.* Rheumatic pains aggravated by heat or cold, worse with change of weather. Rheumatism of the joints, with cold, numb sensations. Stiffness of neck from cold and dampness, alternate with *Ferr. phos.* Severe pain in the nape of neck, worse at night. Lumbago (also *Ferr. phos.*). **Rheumatic gout**, worse at night and in bad weather. Dropsical swelling of the knee or hip-joints.

NATR. SULPH.—Gout; in the acute stage this remedy should be alternated with *Ferr. phos.* It is the **chief remedy in chronic gout**; patient should abstain from wines and liquors. Rheumatic pains associated with bilious conditions, and which are worse in wet weather.

NATR. MUR.—Chronic rheumatism of the joints, with cracking of the joints and corresponding watery symptoms. Rheumatic fevers, after *Kali mur.*, and with characteristic symptoms.

CALC. FLUOR.—**Enlargement of joints from gout**; in alternation with *Natr. sulph.*

CALC. SULPH.—Articular suppurations (also *Silicea*); the discharge must govern the selection of the remedy.

CLINICAL CASES.

Kali sulph. in Rheumatic Fever:

Dr. Schlegelman reports the following case: L., of Regensburg, a strong healthy man, æt. 26, had taken a cold during a state of perspiration and contracted acute rheumatism of the joints. (Rheumatic fever.) At first, the right shoulder was attacked; the patient had violent pains and high fever. *Bryon.*, which seemed decidedly indicated here, had no other effect, except that the pain on the next morning had changed its seat and had appeared in the left knee. In this way he continued for several days, under the use of various medicines. Either the one or the other of several joints was affected. The most distressing pains continued day and night, and evidently the patient was greatly reduced. At last I decided to test Schuessler's medicine. I gave *Kali sulph.* The result was very favorable. The wandering pains ceased changing their location, and the pain confined itself to the right shoulder again, but was far less violent than before. Under the continued use of this medicine, the fever and pains gradually disappeared; sleep and appetite returned, and no other joints were implicated. Eight days after giving the first dose of *Kali sulph.*, the patient was dismissed as convalescent. No relapse occurred. (From Schuessler.)

Magnes. phos. in Rheumatism in Scrofulous subjects:

In the year 1875, Dr. Schlegelman reported from Regensburg: D. A., æt. 20, a delicate lady, who suffered in her childhood a great deal from scrofula, was attacked last winter by a severe pain in the back, in consequence of catching cold. The third to the fifth ribs were very sensitive to pressure. Violent trembling of the right foot, and at the same time of the right arm, set in the moment she attempted to move the arm or extend the hand, and thus made all work impossible. The patient was all the more depressed about this, as in her vocation she had a good deal of writing to do. I gave many remedies, *Pulsat.*, *Rhus tox.*, *Bellad.*, *Nux*

vomica, *Platina*, etc., all without effect. I sent the young lady into the country; her condition remained the same. New remedies had no better results. At last I thought I had found her remedy in *Zinc. met.*, as I had heard nothing from her for four weeks. How astonished I was to find my patient, whom I thought cured, entering my consulting room on the 30th of September, trembling worse than ever. On my inquiry why she had not called sooner, she told me, somewhat timidly, she had gone to Mariabrunn to see a herbalist, and used the cure during the time. The result, as I could plainly see, had not been successful. Consequently, she placed herself under my treatment again. I told her I was willing to treat her, and opened Schuessler's "Therapy." I chose *Magnes. phos.*, and had no reason to regret my choice, for after the first few doses (three times a day, ten grains), a decided improvement was noticed, of which I heard on the 11th of October, when I saw her again. At this date not even a trace of the trembling could be observed. She had written repeatedly after this, and even then had experienced no trembling whatever. The cure was complete, as up to date she had been doing all kinds of needle-work and a great deal of writing, without any recurrence of the affection." (From Schuessler.)

Kali mur. in Rheumatism of Joints:

Dr. Brisken was called to a case on the eighth day after seizure. All the joints were swollen, and the patient had not been able to stay in bed a single night. In the morning he received *Kali mur.*, with such good results that during the next night he was able to stay in bed, and in twelve days was completely cured. (From Schuessler.)

Ferr. phos. and Kali mur. in acute Rheumatism:

A gentleman, æt. 70, had acute rheumatism in the shoulder and elbow-joints. He had been cupped, which made it worse. His joints were wrapped in waldwolle (pine-wool), with no effect. He had not been in bed the last two nights, as on lying down the pains were worse. On the

third day he came under Dr. Briskin's treatment. After giving him *Ferr. phos.*, the fever ceased in a few days, after which *Kali mur.* was given. In a short time complete recovery resulted. (From Schuessler.)

Ferr. phos. in Rheumatic Fever:

Dr. Briskin mentions three cases of rheumatic fever. One case was that of a bookbinder, middle-aged, whom Dr. Briskin had treated three years previously for this malady. On that occasion his recovery took from eight to ten weeks. The patient was again attacked in the joints of the hands and knees, when he received *Ferr. phos.* every hour; and as the fever had abated, *Kali mur.* was given the same way. On the fifth day he was able to return to his work. (From Schuessler.)

Ferr. phos. and Kali mur. in Rheumatism of Joints:

Edward B., æt. 12, had been complaining a few days, when pains began in all the principal joints, but mostly in wrists and elbows, attended with redness and swelling, with some fever; there was most pain on moving, and he had to sit quiet to be in any comfort. Gave him *Ferr. phos.* dissolved in one glass and *Kali mur.* dissolved in another, to be taken alternately every two hours while fever lasted, then continue *Kali mur.* alone. These remedies soon relieved him, and he was out in a few days. A second attack the next year was cured by the same remedies in a short time. (C. T. M.)

Kali sulph. in Rheumatism from getting wet:

Robert D., æt. 34. This patient lives on the bank of the lake, and goes frequently into the water, and often gets wet fishing and shooting. Has had pains about him for a year or two, at times. They are sometimes in one joint, and then in another, seem to shift about, and are becoming very troublesome, hindering him from work, and he desires a remedy, if possible. I gave him *Kali sulph.*, several powders, one to be dissolved in water, a dose four times each day. This

remedy, after a few weeks, completely cured his trouble, and he has not complained now for a year or more. (C. T. M.)

Magnes. phos. in lightning-like pains:

May, 1879, J. D., a man æt. 69, had been complaining for several weeks of pains in the limbs, which settled in the right leg, from the hip down to the ankle, but were worse at joints, being of a shifting nature—intermittent—sometimes shooting and darting, like lightning, causing the patient to change his position frequently. Warmth gives him relief. He is unable to leave his bed; is almost in despair, thinking he is dying. *Magnes. phos.*, a dose every three hours. The improvement on taking this remedy was marked and rapid, but whenever he stopped with the medicine he felt worse again. By continuing steadily with *Magnes. phos.*, a complete cure was affected. (From Schuessler.)

Ferr. phos. and Kali mur. in Rheumatic Fever:

I was called to attend a girl, æt. 12; she had had, some time ago, an attack of rheumatic fever. I found the little patient, who had been taken ill the previous day, in bed. The joints of both knees were swollen, somewhat red and very painful. The joints of the vertebræ at the nape of the neck were implicated, and every movement out of the constrained position of the neck and back was very painful. Her friends expected that salicylic acid would be applied, which they had already seen used, but I gave her *Ferr. phos.* and *Kali mur.*, alternately, every three hours. Next day, to the astonishment of the friends, the fever and pains were less, and knees were quite free from pain. Now I ordered *Kali mur.* to be given alone for the swelling, and the next morning on my return I found all the symptoms worse. I repeated the *Ferr. phos.* again, and there was a rapid improvement. But in the same degree as the pains were leaving and the swelling decreasing, spasmodic pains in the abdomen set in. There was also an occasional vomiting of bilious matter. As soon as these latter symptoms came on, I ordered the little patient some *Magnes. phos.*, dissolved

in water, in frequent sips, which removed all these symptoms in twenty-four hours. *Ferr. phos.* and *Kali mur.* were continued, in less frequent doses. Six days after my first visit the patient was able to leave her bed, and was quite well. (Dr. Schlegel.)

Calc. phos. and Natr. sulph. in Rheumatic Gout:

Miss A. W., æt. 10½, was taken with a chill on January 1st, 1884. The next day I found her with very high fever, pulse 120; severe pains in back and limbs; nausea and vomiting; joints, small and large, greatly inflamed; hands, feet and limbs œdematous. Could not bear to be touched or moved. Great sensitiveness in every part of the body and limbs. Pains became very much worse at night, increasing to such an extent that her screams could be heard by the neighbors on each side of the house. Constant cry for cold water; vomiting of food and drink almost as soon as swallowed. Tongue coated yellow, with horrible bitter metallic taste. Great prostration. Hereditary, gouty-rheumatic and dropsical diathesis. Has had for some time back a ravenous appetite, especially for sweet things, which was freely indulged. TREATMENT: After wasting much of the first week with various remedies, with no improvement, I determined to adhere to the system of Schuessler. For the fever, vomiting of food and drink, and the inflammation, I gave *Ferr. phos.*, 6x; pains aggravated at night, *Calc. phos.*, 6x; for rheumatic gout, œdema, dropsy, yellow-coated tongue with bitter taste, *Natr. sulph.*, 3x, about ten grains in half a goblet of water, a teaspoonful every other hour, in alternation with the first two, which were given dry and at the same time. From the commencement of this treatment, decided improvement began, and by the fourteenth day of her sickness she was able to sit up. Previous to her sickness she had become so stout that she could not stoop to button her shoes, and her cloak could scarcely be buttoned around her. It was so uncomfortable buttoned, she would go with it opened almost all the time. After her recovery, she was able to stoop, and her cloak lapped several inches. (E. H. Holbrook, M.D.)

Ferr. phos. in muscular Rheumatism:

I was attacked with muscular rheumatism the latter part of November, traveling by rail, sitting close to the window of a draughty carriage. My whole right side was affected going, and on returning the pains were very severe; especially worse on every movement I made. *Bryonia* eased me temporarily. I only reached home at midnight, and had a very bad night. *Bryonia* was of little use now. I applied the electric current next morning repeatedly, but it was of no avail. I then took a pinch of *Ferr. phos.*, and, as if by magic, the pain disappeared and did not return. (From Schuessler.)

Ferr. phos. in Rheumatism during Catamenia:

From the reports of a Medical Congress at Dortmund, by Dr. Stens, Jr.: I should like to report on a case of rheumatism which was cured by *Ferr. phos.* in a very short time, after having tried several of the most reputed remedies which seemed indicated. A lady of about 42 years of age (catamenia normal, though scanty), had been treated by me for the last few years. She suffered from digestive derangement, and sometimes from violent attacks of megrim. This lady awoke one morning with an acute pain in the right upper arm and region of right shoulder, being of a tearing nature; she had walked the previous evening through a damp meadow, getting her feet wet. The pains were worse if she moved her arm quickly; not as bad on moving it very gentle; she was, therefore, careful to use gentle motion. The parts affected were painful on being touched. Several nights perspiration had been excessive, and afterwards made its appearance every morning between 2 and 6 o'clock, when the pains were always worse. The patient complained of a pain in the right hand—powerlessness—which prevented her from lifting anything heavy. She often felt rather exhausted, and had to lay down. I gave her no less than five remedies, which seemed to suggest themselves, but without success. From the lady's anæmic condition and partly

Dr. Schuessler's recommendation, made me think of iron. I prescribed his own preparation of *Ferr. phos.*, as much as would cover a six-pence, to be taken night and morning. The result was that after taking the medicine for six days, the pains, with their accompanying symptoms, did not return, even though soon after this wet weather set in, when she had generally felt her pains to be worse.

Kali mur. in Rheumatism involving joints :

Dr. Brisken was called on the eighth day after seizure to a case of rheumatism. Some of the joints were swollen, and the patient had not been able *to stay in bed* a single night. In the morning he received *Kali mur.* with such good results that during the next night he was able to stay in bed, and in twelve days was completely cured.

Magnes. phos. in Rheumatic Fever:

Annie Allan, æt. 18 years, had been under treatment five weeks for rheumatic fever. Little progress was made, and complications grew worse. I was consulted on the 8th of March. She was then suffering intensely. One of her legs was swollen to nearly double its size, and perfectly stiff. Neuralgic pains darting periodically through her body, arms, head, etc. The paroxysms are frequent and most exhausting. Morphia pills had been given, with little effect. *Magnes. phos.* for these agonizing attacks acted like a charm. As she had a great itching all over her body, and the symptoms of articular rheumatism were still there, tongue creamy, mouth also sore, *Natr. phos.*, the chief remedy for these symptoms, was given in alternation with *Kali mur.* for the synovitis with all its marked symptoms, swelling of knee and leg. Improvement set in at once, and in five days all the severe symptoms had subsided. The leg became normal in size, she had regained the power of moving it, and though the ankle was still swollen, she soon made a rapid recovery and was able to resume her duties in a very short time. A similar case, treated on the old system, left the young lady a cripple for life.

Ferr. phos. 6x, cured Rheumatic Fever:

Dr. Sulzer, of Berlin, reports a case of fever and violent pain in the right shoulder-joint, high temperature, full and rapid pulse, thirst and loss of appetite. Shoulder red, swollen and sensitive to pressure. The pressure of the pillow was unbearable. *Ferr. phos.*, 6x, cured. (*Allg. Hom. Zeit.*)

Ferr. phos. in inflammatory Rheumatism:

Reuter, a master shoemaker of Berlin, æt. 40, was taken ill, after catching cold, as he stated. There was fever and violent pains in the right shoulder. The first visit I paid was on the third day after he had been taken ill, November 21st. Temperature high, pulse full and quick, thirst and loss of appetite. The right shoulder was very red, and sensitive to the touch. He was not able to lie in bed, as the pressure of the pillows was unbearable. He was lying on the sofa, supported with cushions, so that the shoulder should be free from pressure. I gave my patient *Ferr. phos.*, as much as would cover a six-penny piece. This was dissolved in a glassful of water, and a teaspoonful of the solution given every hour. Improvement was felt, even after a few hours. During the night the patient was able to sleep, and on the following day the fever abated. On the 25th of November the patient was able to move the arm pretty freely. November the 28th, he tried to work, but feeling the weight of his hammer too much, he rested a few days longer, when he felt himself quite well. (Dr. L. Sulzer.)

RACHITIS.

This disease is an inflammation of the spine, caused by an abnormal cell-growth of the bone tissue. There is a great deficiency of the phosphate of lime: and the albuminous substances not containing enough lime to create proper bone tissue, a spongy structure is the result; hence, abnormal conditions prevail, producing symptoms called rickets, or disease of the spine. *Calc. phos.*, *Kali phos.* and *Magnes. phos.* are all frequently needed in this disease.

CALC. PHOS.—This is pre-eminently the **leading remedy** in the treatment of a majority of **children's complaints due to poor assimilation**, causing conditions unfavorable to the deposit of the phosphate of lime. Delicate, emaciated children, with sallow, earthy complexion, open fontanelles, **retarded dentition**, etc. Curvature of the spine; bones of skull soft and thin; inability to hold the head up, due to a deficiency of lime phosphate. *Calc. phos.* should not be confused with lime-water, so frequently used. Lime-water is beneficial only from its tonic action, while *Calc. phos.* (a combination of phosphoric acid and lime) is in the identical form as that used by nature in the formation of the organism.

Diarrhœas of rachitic children are met by this remedy. "There are a number of well-authenticated cases on record wherein the foetus was treated through the maternal ingestion of *Calc. phos.*, and was born healthy, whereas all previous children by the same mother had been born rachitic." (Dr. Chapman.)

NATR. PHOS.—*Natr. phos.* is a very useful remedy in **rachitic children, when caused from non-assimilation of food**; usually accompanied with acid symptoms.

SILICEA.—In those cases when there is **profuse sweat about the head** and offensive diarrhœa, intercurrently with *Calc. phos.*, the chief remedy.

KALI PHOS.—Wasting of the body, when putrid-smelling stools occur (intercurrently).

CLINICAL CASES.

Calc. phos. and Kali phos. in Rickets:

Lizzie Macquillen was brought to the dispensary on October 15th; 4 years of age; to all appearances an imbecile; her head large, broad and flat, but the rest of the body undeveloped, like that of an infant, denoting her case to be that of a class of rickets; also curvature of the long bones, etc.; the face pale and triangular; no teeth; the neck too weak to keep the head steady; constant movement of the eyes, showing no intelligence. The mother stated the little girl seemed

to be well enough until four or five months old, when she took fits till the end of the twelfth month. Since then she had scarcely grown any bigger; never had the power of holding anything in her tiny hands; and if food was held to her, did not know it was for eating; had to be fed; never attempted to use her legs; could only sit when resting her elbows on the flat cross-bar of her chair, fixing her mouth on the knuckles of her hands. In bed she could not turn herself over. She had frequently been under medical treatment, but without benefit. The mother persisted in the statement that she had lost her first and second set of teeth. The case seemed a very hopeless one. Having great doubts of doing much good, prescribed *Calc. phos.* in alternation with *Kali phos.*, a dose every hour, and told the mother to come back in six weeks, as I could give her an additional remedy then. She called back at the appointed time, quite proud of her little thing. The change was marvelous, scarcely any rocking of the head, and as I turned over the leaves of the entry-book, the little creature looked up wistfully, bent over and stretched out her hand to take hold of them. The mother expressed her gratitude for the change in her child, saying the last week or two many neighbors had called to see little Lizzie and the father now happy to dandle her on his knees. The remedies, *Calc. phos.* daily, alternate doses of *Kali phos.* and *Kali mur.*, day about, were continued another six weeks. The improvement has continued steadily, she nibbles crusts out of her own hands; the intelligence developing apace, she begins to say some words, can now stand holding by her chair, which she pushes before her and moves through the room. To crown all, she has cut two front teeth. (J. B. Chapman, M.D.)

Calc. phos. during Gestation, to prevent Rickets:

Dr. Knuppel, of Madgeburg, reports (*Allg. Hom. Zeit.*, 1882, p. 4) cases in which children had formerly been born rachitic, but through the maternal ingestion of *Calc. phos.* during last months of pregnancy, all subsequent children were born perfectly healthy.

Calc. fluor. relieved the distress:

Child, æt. 2 years, with right thigh swollen to three times its natural size from hip-joint to knee, stony hard, having existed for six weeks; yielded promptly to *Calc. fluor.* In this case even touching the limb was followed by the greatest distress, even prolonged crying. (J. W. Ward, M.D.)

SCARLATINA.

The pathology of measles applies to scarlet fever, or scarlatina. Atmospheric conditions or greater or lesser deficiency in certain salts cause the slight difference in symptoms and appearance.

FERR. PHOS.—For the fever, quick pulse, etc., in the **initiatory stage**; in alternation with *Kali mur.*

KALI MUR.—This remedy alone may suffice in simple cases. Alternate with *Ferr. phos.*, for the inflammatory conditions.

KALI SULPH.—Peeling of the skin; it assists desquamation and development of the rash. **Sudden suppression of the rash.** High temperature.

KALI PHOS.—Putrid conditions of the throat in scarlet fever, symptoms of exhaustion, stupor, etc.

NATR. MUR.—Scarlet fever, when **vomiting of watery fluids, drowsiness and twitching** occur; note also tongue symptoms. **NOTE:** For the “after-effects” of scarlet fever, such as induration of glands, abscesses, boils, etc., see under the separate heads.

CLINICAL CASES.**Kali mur. in Scarlatina; no results from other remedies:**

A. S., the child of a post official visiting here, was taken ill with an attack of very slight scarlatina. The rash had disappeared after scarcely twenty-four hours. The throat symptoms, at first threatening to be severe, disappeared in three or four days. On the seventh day almost complete retention of urine set in, as in twenty-four hours only a very small quantity was passed, although the child drank a good deal.

The urine contained some albumen; the feet were swollen; the abdomen very much distended. As the child was all this time in high fever and at night delirious, I advised the parents, on my visit on the morning of the eighth day, to consult a second physician. Dr. Gerster, who was called in to consult with me, agreed completely to my diagnosis. When I told him that I had not had any results from any of the medicines, such as *Bellad.*, *Canthar.* and *Arsenic*, we agreed to give *Kali mur.*, every two hours a small powder. In the evening the little one was already better. She had passed a tolerable quantity of urine free from albumen; the pulse steadier; the skin moist. The following night the little girl slept quietly for several hours. In the morning, almost free from fever, and could be considered convalescent. We continued the use of *Kali mur.*, and a few days after she was able to return home perfectly well. (From Schuessler.)

Kali mur. in Scarlatina—curative and preventive:

Dr. Holbrook reports a case of scarlatina (*Southern Journal of Homœopathy*) treated with *Kali mur.* alone, making a good recovery; and, given to the rest of the children in the home, prevented their having it, though with the sick one nearly constantly.

Natr. mur. in Convulsions and Typhoid Symptoms of Scarlatina:

"A few days ago," writes the pastor in W., "two of my children had the scarlatina, one of them being complicated with diphtheria. The allopathic physician pronounced the latter case hopeless. That which most frightened me was the complete insomnia day and night. The convulsions and typhoid symptoms did not yield to any remedy. I employed several remedies without result. At last, in looking over Schuessler's work, I found that *Natr. mur.* was the remedy indicated. I at once made use of it, but with little confidence. However, the result was striking; after the first dose the child had a peaceful sleep, and slept quietly all night. I continued the remedy, and my child, declared hopeless, was cured in a few days." (*Journal Pop. de Hom.*)

Natr. sulph. in Scarlatina:

Several cases of scarlatina this winter did not do well under the usual remedies, but were speedily relieved and cured by *Natr. sulph.* The rash, instead of being smooth, was rough and pimply, and in some cases rising of mucus in the throat. (E. H. H.)

SCIATICA.

(See *Rheumatism.*)

KALI PHOS.—The chief remedy in this disease. "Affection of the sciatic nerve, which extends down the back of the thigh to the knee; dragging pain, torpor, stiffness, great restlessness and pain; nervous exhaustion; lack of motor stimulus; moving gently for a little time gives relief." (Dr. Walker.)

MAGNES. PHOS.—For **spasmodic excruciating pains**, give in hot water, frequent doses, intercurrently with the chief remedy.

NATR. SULPH.—When symptoms of gout exist, this remedy should be alternated with *Kali phos.*

CALC. PHOS.—A useful intercurrent remedy in this disease; also when *Magnes. phos.* fails to bring relief.

CLINICAL CASES.**Kali phos. in Sciatica:**

Mr. B. has been suffering for seven months with sciatica in left leg; the pain was very severe and fast undermining his health; he had been treated by a very skillful physician all this time, and almost every known remedy was tried, until the physician himself gave up the case and said that he could do nothing more. I was called, found patient suffering with a dull, tensive pain, extending the whole length of the sciatic nerve of the left leg; worse on slightest motion. Prepared a small powder of *Kali phos.*, 6x, in half glass of water, and gave a teaspoonful every ten minutes for an hour, when the pain was much better; patient then slept until morning. Next night the pain returned; gave same remedy,

but with no result. The next night gave *Kali phos.*, and very soon the pain was relieved: continued *Kali phos.*, every two hours a small powder, dry, for a week, and then four times a day for a month; once during that time had a slight attack, which was soon stopped by putting one of the powders in half a glass of water, and giving a teaspoonful every ten minutes for awhile. A year has passed and there has been no return of the trouble. (G. H. Martin, M.D.)

Ferr. phos. and Natr. sulph. in Sciatica:

A lady who had to be brought home from camp-meeting, I found suffering from an intense pain down the sciatic nerve. There was some fever and extreme soreness to the touch or movement. She would cry out with pain from the slightest movement. Tongue was coated greenish-yellow. Gave *Ferr. phos.* and *Natr. sulph.* in water, alternately. The next day she could move without much pain, and was able to shift herself from one side of the bed to the other. The third day she was able to sit up and was soon convalescent. (E. H. H.)

Magnes. phos. cured his Sciatica:

A man who had been washing sheep had sciatica, and could not lie down. All the sleep he got was in a chair, and hot applications to the right sciatic nerve alone relieved. *Magnes. phos.*, 30x, cured him without much trouble. (H. P. Holmes.)

SEPTICÆMIA.

(See *Hemorrhage.*)

SKIN, AFFECTIONS OF THE.

(See *Exudation.*)

FERR. PHOS.—In the initiatory stage of skin disease, for the inflammation, fever, pain, congestion, etc.

KALI MUR.—Second stage of inflammations of the skin, after *Ferr. phos.* Eruptions of the skin, with thick, white contents, or when connected with stomach derangements,

white-coated tongue, etc. Pimples and pustules, with the above conditions. **Eruptions** on the face, **with deranged uterine functions**. Bunions, warts, sycosis, shingles, etc. Erythema, for the swelling. **Lupus, the principal remedy**. Eczema, crusta lactea of little children, flour-like scales and characteristic tongue. Eczema arising from vaccination with impure lymph or from deranged uterine functions. Vesicular eczema, with thick, white secretions. Local applications of the remedy are also very useful.

KALI SULPH.—Eruptions and eczema, with **discharges of watery, yellow and effete matter**. Sudden suppression of eruptions or eczema from a chill or any other cause. Dryness of the skin during the course of any disease (alternate with *Ferr. phos.*, to promote perspiration). Diseased condition of the nails, interrupted growth. Desquamation or peeling of the skin; secretions are sticky. Dandruff, with yellowish or white scales, requires this remedy internally and also as a wash. In selecting a remedy for skin diseases, note also color of the tongue.

NATR. MUR.—Eruptions on the skin, **with clear, watery contents**; small vesicles or blisters, with the above secretions. Eczema, white scales, with watery secretions, **from eating too much salt**. Soreness of skin in children (chafing), with watery secretions; internal and external. Dandruff (if *Kali sulph.* does not cure). Pemphigus, rupia, sycosis, etc., if the watery symptoms correspond. Bites and stings of insects; externally as soon as possible—it will stop the pain. Herpes zoster, herpetic eruptions, occurring through the course of any disease, with corresponding watery symptoms.

NATR. PHOS.—Eczema and other skin diseases, **with creamy, honey-colored, golden-yellow scabs or discharges**. Skin diseases, with symptoms of acidity; creamy, yellow coating on the root of the tongue. Crusta lactea, with above conditions. Soreness and chafing of children, with acid conditions. Rose-rash, hives, itching all over the body, like insect bites, sore patches on the skin, etc., if accompanied with symptoms of acidity or creamy, yellow discharges.

KALI PHOS.—Eczema and **eruptions** of the skin, if **accompanied with malignant** or putrid **conditions**, nervous irritation or oversensitiveness. Malignant pustules; greasy scabs, with offensive smell; secretions on the skin, causing soreness and itching; chafed skin; bloody watery secretions. Scurvy, with malignant conditions. **Itching of the skin, with crawling sensations.** Chilblains, for the tingling and itchy pain; alternate with *Kali mur.* Exhausting perspirations, with heavy odor, or during meals, with weakness at pit of stomach.

CALC. PHOS.—Eruptions (especially of the face) containing albuminous fluid; yellow-white scabs. **Eczema**, generally **associated with anæmia.** Eruptions on the skin, with itching (intercurrently). Freckles are lessened by this remedy. Lupus in scrofulous subjects, intercurrently with *Kali mur.* Troublesome **itching of the skin**, often in **aged persons** (alternate with *Kali phos.*). Excessive or too frequent perspiration, especially about the head. Acne in young people during puberty or in anæmic persons.

CALC. SULPH.—Skin affections, with **discharge of thick, yellow matter** or yellowish scabs, after *Kali mur.* Suppuration of skin after inflammation. Pimples, if matter forms on the heads. Scald-head of children, with yellow, mattery crusts or scabs. Suppurating chilblains, after *Kali mur.*

CALC. FLUOR.—Chaps and cracks on the skin; fissures in palms of hands; use also externally with vaseline, after thoroughly cleansing the hands with soap and water. **Suppurations, with hard, callous edges;** horny skin, intensely sore; crack or fissure at the anus; also locally.

SILICEA.—Little blind boils on the skin. Diseases of the skin, when there is mattery, or blood and matter, secretions. Perspiration of the feet, excessive or with offensive odor, or when suppressed by a chill. Perspiration of the head in children.

NATR. SULPH.—Eczema; eruptions or **vesicles contain yellowish, watery secretions.** Moist skin affections, with yellowish scabs or scales, associated with bilious conditions. Chafing of the skin; œdematous inflammations, with bilious symptoms.

CLINICAL CASES.

Natr. mur. in Lichen:

Dr. S. writes: "Mrs. S., æt. 24, of Regensburg, who had been suffering for several years from lichen (skin affection), had used various well-known medicines, which had done her no good. I tried various remedies, and at last cured her. A few months ago she came again, and the lichen was worse than ever. My former remedy had no effect; and with several others, *Arsenic*, etc., it was no better. I gave her *Calc. sulph.*, night and morning, in quantities as large as a bean, and in a fortnight the cure was complete."

Natr. mur. in Pemphigus:

The following is a most striking case, showing what has been done with one remedy—*Natr. mur.*—in pemphigus, pronounced incurable. The son of a gentleman came under my treatment at the age of 15 with this disease, which he had had since childhood; he was little and stunted in growth. He had never been able to wear ordinary clothes, but wore sandals and a loose garment with a girdle. He had a tutor, as he could never go to school. The whole body, face and feet were covered more or less with the vesicles and incrustations in their various stages. All the highest authorities on skin diseases had been consulted and their medicines tried without any lasting effect. The whole—the symptoms and pathological conditions—pointing so clearly to *Natr. mur.*, he received this, the only remedy, to take internally and also for outward application. The effects were such that in less than three months he wore his first tailor-made suit, and has since then (now eight years) enjoyed good health, and is quite the strongest and tallest of the family.

Kali mur. in Eczema Capitis:

Eczema in a child; on cheeks, chin, and behind ears; skin swollen and inflamed, and underneath it indurations. Pustules developed early. Cured in one week by *Kali mur.*, 6x, every four hours. (D. B. Whittier, M.D.)

Calc. sulph. cured Sycosis:

Dr. H. Goullon reports in the *Pop. Zeit. for Hom.*, April, 1885, a case of sycosis cured by *Calc. sulph.* The case presented the yellow purulent conditions calling for this remedy.

Calc. phos. for Eruptions:

Julia C., æt. 3; eruption all over the face and on the hands, which are kept covered to prevent scratching; has been afflicted eight months and been under the best allopathic treatment without benefit. Gave her, at first, *Kali mur.*, in solution. This remedy was continued for some time, but without much benefit, if any. Gave her then *Calc. phos.*, in solution. This remedy produced a change for the better in a week and, it being continued, cured the case in two months. The heat of the following summer seemed to produce a relapse, when the same remedy again cured it, and she remains well. (C. T. M.)

Kali sulph. in recurring eruptions of Pimples:

Case of skin disease lasting for five years, consisting of a recurring eruption of fine red pimples, and, when very severe, the pimples run together, the surface presenting a red, swollen appearance. A strong alkaline fluid oozes out copiously; after this exudation the inflammation subsides, and the cuticle comes off in fine scales. Eruption itches and stings intensely, and, although formerly relieved by cold water, the irritation has become relieved lately by heat. He has also used *Acetic acid*, except on the face, which allayed the itching and redness. He has taken in the last year Fowler's solution of *Arsenic*, but without relief. The attacks are worse in the fall and spring, and the eruption is mostly on the face, arms and chest. Constipation is present. After using *Kali sulph.* a few days, commenced having boils and had a great many, after which the skin was better than it had been for years; bowels also better. (C. H.)

Kali mur. in Dandruff:

Kali mur. given for gleet, the discharge having a milky appearance, produced no visible effects upon the flow, but

increased very markedly the dandruff upon the head, which fell in small, white flakes over the coat collar, accompanied by itching. (W. P. Wesselhoeft, M.D. From Hg.)

Ferr. phos. in Erythema :

Lady, blonde, æt. 20; fair skin ordinarily. Consulted the writer for erythema. For two days cheeks were swollen, fiery-red and burnt like fire; no itching, eruption or roughness. One dose *Ferr. phos.*, *m.* In thirty minutes the fiery redness was gone, and there was no return, the cure being perfect. (Boardman, *London Homœopathic World*, 1883.)

Kali sulph. in Ivy-Poisoning :

Case which had suffered from effects of ivy-poisoning (*Rhus tox.*) for eight months. Was formerly treated by external remedies, but has repeatedly broken out again, with small, hard herpetic vesicles, forming into a thin scab, with itching and some moisture. The eruption appears in the left axilla, about the neck and on the backs of both hands. She has a sensation of faintness at stomach and befogged feeling in head, fearing to lose her reason. Very vivid dreams. *Sulphur*, *Rhus* and *Sepia* had no beneficial effect. Two doses of *Kali sulph.*, taken in water, morning and evening, for four days, cured the case in four weeks. (W. P. Wesselhoeft, M.D. From Hg.)

Kali sulph. in Alopecia :

Case presenting the following symptoms: Bald spot as large as a silver dollar on left side of the head. Hair falls out easily, when combing, all over the head, also of beard. Came on after gonorrhœa a year ago, and has probably taken much potash. *Lycop.*, *Natr. mur.* were of no avail during four or five months. After taking *Kali sulph.*, every third day a powder for three weeks, the hair ceased falling and the bald spot is covered with hair. (W. P. Wesselhoeft, M.D. From Hg.)

Silicea for papillary Eruptions :

Th., æt. 15; thick crop of papules on forehead, face and both hands; red looking; itches and burns in day-time only.

The spots on forehead are much worse when he takes off his hat. Not at all annoyed in the evening, when warm or at night. The entire eruption vanished in less than a fortnight under *Silicea*. (R. A. Cooper.)

SLEEP.

(See *Kali phos.*)

KALI PHOS.—The principal remedy for disturbances of sleep, when due to mental overwork, excitement, business troubles, worry or general nervous causes. "Sleeplessness, pathologically, is an abnormal condition of the brain-cells, kept vivified or awake by the blood supplied to them, when it should be lessened by the contracting of the vessels supplying the brain; and shows loss of stimulating power of the nervous centres to cause muscular contraction of the vessels and diminished supply of blood to the brain. During sleep the brain is anæmic and pale, and should be so. Sleeping draughts, morphia, etc., are dangerous and deadening in effect, and can produce death. *Kali phos.*, the true remedy, restores normal stimulating power in the gray nervous matter, and consequent contractions of the artery, which diminishes the flow of blood to the brain, and natural healthful sleep results. Sometimes a course of the remedy is needed." (Dr. Walker.) Yawning and stretching. Somnambulism; a steady course of this remedy is needed.

FERR. PHOS.—Alternately with *Kali phos.*, in sleeplessness from hyperæmic conditions of the brain.

NATR. MUR.—Excessive sleep, constant desire to sleep, drowsiness. Unnatural sleep, sometimes with saliva dribbling from the mouth, or constipation. Excessive sleep, if traced to an excess of moisture on the brain. Usual amount of sleep is unrefreshing; feels tired and languid in the morning. Excessive drowsiness and stupor during the course of low fever.

NATR. SULPH.—Drowsiness, when the precursor of jaundice, or bilious symptoms are present. Sleepiness, when the tongue has a grayish or brownish-green coating, bitter taste in the mouth, etc.

CLINICAL CASES.

Kali phos. acted like Morphia:

"Mrs. C. says when she has a severe pain in back of neck and head, and so nervous she could not allow any one to talk to her, could not lie still nor sleep, one powder of *Kali phos.* would relieve her in a few minutes, and she would sleep as if she had taken morphia, and would feel sleepy for the entire day and night following the dose." Dr. J. C. Nottingham, who prescribed the *Kali phos.*, believes the symptoms were due to sexual excesses. (*Medical Advance.*)

Kali phos. did him much good:

A gentleman who has suffered from great sleeplessness, depression and occasional tendencies to suicidal mania, writes: "I do not know how to thank you for the medicine you gave me; it has done me so much good. I have taken the *Kali phos.* very faithfully, and will continue to do so, as it keeps me right." (From Schuessler.)

Natr. mur. in Insomnia:

Mrs. W., æt. 60; much sleeplessness, with great nervous irritability and coldness of extremities for three months. She cannot keep them warm in any manner; coldness is subjective, but not objective. *Natr. mur.*, 6th trit., promptly cured the insomnia, "soothed her nerves," and cured the other symptoms. (J. C. Burnett, M.D.)

Magnes. phos. overcame the difficulty:

I have treated many cases of that affection with *Magnes. phos.*, 3x, where I suspected the cause to be of nervous origin. Generally a good dose of that medicine in two or three tablespoonfuls of water, teaspoonful doses every four or five minutes, overcomes the difficulty after half a dozen teaspoonfuls have been taken. (E. A. de Cailhol, M.D.)

Kali phos., 3x, in Sleeplessness:

Frank H., grocer, became involved heavily in debt, due to speculation; his troubles weighed heavily on his mind and he could not sleep soundly at night; often when sleeping

would walk about the room; muttered and talked in his sleep; restless, could not lie still when sleeping or awake; nervous; stretches and yawns considerable, mostly after meals. Constantly worrying and fretting about his business; peevish and irritable; wants to be by himself. Had been taking chloral and morphia, by the advice of his physician, when he came to me. Recommended a change of scene, daily baths, good nourishing food, and *Kali phos.*, 3x, five-grain powder every three hours. He went to the Alleghanies, and a letter from him informs me that he is much improved in every way. Continued treatment; one powder every night on retiring. (C. R. Vogel, M.D.)

SMALL-POX.

Small-pox, or variola, caused, according to the teachings of Biochemistry, by a large amount of organic matter becoming non-functional, and in being thrown out through the skin causes the papular eruptions. This decaying organic matter—this heteroplastic accumulation—within two weeks passes through periods of vesiculation, pustulation and incrustation. Whatever may be said about the origin of small-pox, one thing has been proven to the satisfaction of every Biochemist; *i. e.*, that there must first arise a deficiency in potassium chloride, the cell-salt which controls fibrine, before the material which causes the lesions—the eruptions—is thrown out of the vital circulation and reaches the skin. The real pathology of small-pox and measles is the same. Small-pox may be “catching,” but there must first be a deficiency in the blood of certain salts of the one who “catches” it.

FERR. PHOS.—The **first remedy in small-pox**, for the febrile disturbances, high fever, quick pulse, etc., in alternation with the chief remedy.

KALI MUR.—*Kali mur.* is the **principal remedy in this disease, as it controls the formation of pustules.**

KALI PHOS.—Adynamic symptoms indicating blood decomposition. Putrid conditions, stupor, exhaustion, etc.

KALI SULPH.—To assist desquamation and facilitate the formation of new skin.

NATR. MUR.—Low forms, when there exists drowsiness, stupor or salivation. Confluence of pustules.

CALC. SULPH.—When the pustules are ripe and are discharging matter.

CLINICAL CASES.

Ferr. phos., 3x, and Kali mur. in Small-Pox:

I am in receipt of a letter from Dr. M., of Muncie, Indiana, who has had a number of small-pox cases during the epidemic in that city the past few months. He says: "I am exceedingly glad to be able to report favorably the action of the Schuessler tissue remedies in the cases of small-pox in which I have used them this summer. The cases, while rather severe while at their height, resulted more favorably under the tissue remedies than did those treated by my friends, who used *Variolinum*, *Melandrinum*, *Phos. acid* and *Baptisia*. *Ferr. phos.*, 3x, was prescribed during the initiatory stage, for the febrile disturbances, followed by *Kali mur.*, 3x. The pustule formations were not so well marked as in some of the cases treated by others, while when they did suppurate, *Calc. sulph.* seemed to abort the usual profuse discharge. *Kali sulph.* aided in the stage of desquamation and also assisted and hastened the new skin. I am well satisfied with the result, and think this dreaded disease can, if taken at once in the first stage, be handled without any difficulty, with a decreased mortality, with *Ferr. phos.*, *Kali mur.* and *Kali sulph.*" (C. R. Vogel, M.D.)

SORE THROAT.

(See *Diphtheria*, *Croup*, etc.)

FERR. PHOS.—Inflammatory conditions of the throat, arising from any cause, need this remedy in frequent doses; also a gargle. Sore throat, with fever, great pain, etc., to reduce the congestion. Ulcerated sore throat; acute stage of laryn-

gitis. **Sore throats of singers and speakers**, "clergyman's sore throat," to reduce the inflammation and strengthen the muscles. (*Calc. phos.* intercurrently.)

KALI MUR.—**Second stage** of inflammatory conditions of the throat, **when exudation has taken place**, with swelling of the glands or tonsils. Ulcerated throat, with grayish-white patches, tongue covered with a thick, white fur. Diphtheria. Should also be used as a gargle in hot water.

KALI PHOS.—Gangrenous and malignant conditions of the throat.

CALC. PHOS.—"Clergyman's sore throat" (chronic); **constant scraping of the throat, with expectoration of albuminous phlegm.**

CALC. FLUOR.—Tickling in the larynx, due to relaxed condition of the uvula. Tickling cough upon lying down.

NATR. MUR.—Inflammation of the throat, when the **tonsils are covered with a transparent frothy mucus**. Sore throat accompanied with watery secretions. Relaxed uvula, when watery symptoms are present (*Calc. fluor.*).

MAGNES. PHOS.—**Spasms of the throat**, with sensation of choking on attempting to swallow.

NATR. PHOS.—Inflammation of the throat or tonsils, when coated with a creamy, golden-yellow mucus. **Raw feeling in the throat in the morning**; covered with a creamy, yellow coating.

CALC. SULPH.—Last stage of ulcerated sore throat and tonsillitis, when suppurating; thick, yellow matter, sometimes streaked with blood.

NATR. SULPH.—Sore throat, with **feeling as of a lump in throat on swallowing.**

SPASMS, CONVULSIONS, Etc.

The direct cause of all spasms is a deficiency of the inorganic salt which controls the white fibres of nerves and muscles. Many causes may work to produce this result. Vicious habits, worms, great fear, overtaxing the nervous or muscular system, and thus consuming the cell-salts faster

than the digestive and assimilative processes can furnish them. *Magnes. phos.* and *Calc. phos.* should be used in combination in all cases of spasms.

MAGNES. PHOS.—Spasms of every kind or in any part of the body are met by this salt. Convulsions, twitchings, contractions, cramps, fits, etc., give frequent doses in hot water. Lock-jaw, rub it into the gums. Spasmodic stammering. Writer's cramp. Spasm of throat on attempting to swallow; twitching of corners of mouth or muscles of face.

CALC. PHOS.—Fits and spasms, after *Magnes. phos.* In teething disorders or spasms and convulsions due to a deficiency of the lime-salts, to prevent recurrence of the spasm; spasms in anæmic, pale subjects.

KALI PHOS.—Fits, from fright, with pale or livid countenance.

KALI MUR.—Almost a specific for epilepsy, to prevent the spasms; *Magnes. phos.* when the spasm is on.

FERR. PHOS.—Convulsions in teething children, for the febrile disturbances.

CLINICAL CASES.

Magnes. phos. in muscular Spasms:

Magnes. phos. is doing noble work for me in treatment of agonizing pains that accompany muscular spasms, especially of the involuntary muscles. Some physician said within my hearing last year, that when you felt morphine to be an urgent necessity, try *Magnes. phos.* first—the solution in hot water at frequent intervals, to insure prompt absorption. It has been especially valuable to me in the treatment of intestinal and uterine colics, and should be also valuable in that accompanying the passage of stone. I have no experience with it in the latter. I value it especially as a prophylactic against the tendency of such muscular spasms. (Dr. A. L. Monroe.)

Calc. phos.—thirty convulsions in twenty-four hours—cured:

A very interesting case came under my treatment, which deserves the attention of the profession. I was called to a

lady advanced in years. She had been suffering for nearly five weeks from fearful attacks of convulsive spasms. During the last twenty-four hours she had had thirty attacks. The spasms darted through her body like an electric shock, so that she fell to the ground. The attack lasted a few minutes, after which she felt well enough, but rather exhausted. The sufferer did not venture to leave her bed now, afraid of being injured. She had been treated by her first doctor with flor. zinci, Fowler's solution, and friction, without success. When I saw the lady, I thought of trying Schuessler's functional remedies. Knowing that *Magnes. phos.* and *Calc. phos.* are the two prescribed for allaying spasms (cramp), I chose the latter, *Calc. phos.*, under those circumstances. Next day, to the astonishment of those about her, I found the old lady walking about the room. She met me with a smile, exclaiming: "Ah, doctor, my spasms are cured!" And so it was. She had not had another attack. (Dr. Fechtmann.)

***Magnes. phos.* in convulsive Sobbing:**

Dr. F., of Also, Hungary, reports: I was requested to go into the country to see a man who had been suffering the last three days from spasmodic convulsive sobbing. He was lying in bed. Subcutaneous injections of morphia, friction with chloroform and sinapisms (mustard poultices) were all of no use. Although the sobbing was mitigated for two or three hours, it returned with more violence than ever. I gave him a powder of *Magnes. phos.* in half a tumblerful of water. After the second tablespoonful the sobbing ceased altogether, to the astonishment of all those present. (From Schuessler.)

***Magnes. phos.* in Writer's Cramp:**

Miss Carrie W., employed in a large wholesale house addressing envelopes, consulted me regarding what turned out to be a typical case of writer's cramp. After an unusual amount of work, she found that her hand became suddenly very tired, and she was compelled during her subsequent writings to rest her hand frequently. Then she noticed a cramping

at the first three fingers, only slight at first, when it became so bad that she could not hold the pen. The cramping extended throughout the hand, and involved the entire right arm to shoulder in a trembling spasm, making it an entire impossibility to use the hand at writing at all, and she was compelled to give up her position. I prescribed *Magnes. phos.*, 3x, every two hours, bathed the arm in hot water twice daily, applying friction with a crash towel. This treatment was given for over two weeks, when she became so much better that she could again resume her position. She used the hand only moderately, and a thick, though light, penholder. To-day, over six months after, has had no return of the spasm. Still gave *Magnes. phos.*, 6x, two powders every week. (C. R. Vogel, M.D.)

Spasms during Catamenia:

A. R. V. G., a young lady, æt. 18, had visited, along with her mother, in the past summer (1875), a hydropathic establishment. Without being ill, she had used the baths, even during her catamenia. Immediately after this, she took violent spasms or cramps, which set in daily and continued after having returned home. A medical man was consulted, as the disease increased in spite of the different medicines she took. A second doctor was consulted, who quite agreed in the diagnosis, as well as the treatment adopted by his colleague. Injections of morphia, very strong, and repeated several times daily, was the main remedy applied; but the distressing ailment could not be removed; on the contrary, the cramps increased in violence and frequency. The medical men in attendance finally declared that there was no chance of improvement until the patient would take some steel-baths in the spring. The parents were afraid that their daughter would not live to see the spring, and if she did, that she would not be fit to be removed. They therefore telegraphed, requesting a visit from me. On the 6th of September last, I saw the patient for the first time. I had known her formerly, and was astonished to see, instead of

the blooming healthy girl she had been, a pale, emaciated figure, whom I should not have recognized. During my presence she had an attack, her features were distorted, the eyes turned upward, froth came to the mouth, and then a fearful paroxysm of beating and striking with the hands and feet, such as I had never seen before. This was only the commencement. Suddenly the trunk of her body was contorted in an indescribable manner, the back of the head pressed deeply into the pillows, the feet forced against the foot of the bed, her chest and abdomen became arched like a bridge, drawn up almost half a yard. In this unnatural position she was suspended several seconds. Suddenly the whole body jerked upward with a bound, and the poor sufferer was tossed about for some seconds with her spine contracted. During the whole attack, which lasted several minutes, she was quite unconscious; pinching and slapping had no effect; dashing cold water in the face, or applying burnt feathers to the nostrils, was ineffectual; the pupils were quite insensible to the light. *Ignat.*, which I ordered, had no effect; *Capr. met.* acted better, but only temporarily; *Bellad.*, *Ipec.* and *Pulsat.* (the latter for suppressed catamenia) were of no use. The attacks did not increase, neither did they decrease, in the least degree. The morphia injections, too, were continued at the desire of her friends. When, at my visit on the 4th of October, the spasms came on again with such violence that the bedstead gave way, I consulted Schuessler's "Therapy," and ordered *Magnes. phos.* After taking this remedy, on the 10th of October, the catamenia appeared, but her condition otherwise was in no way changed. The spasms continued with the same violence. Then, remembering Schuessler's injunction to use *Calc. phos.* where *Magnes. phos.*, though indicated by symptoms, proves ineffectual, I gave her *Calc. phos.* on the 16th of October, a full dose every two hours. Immediately the spasms became less frequent. On the sixth day there was an attack, weak and of short duration. From this date she had peace until the 6th of November, the day

of the return of the catamenia, which was preceded by a short, slight attack. On the 14th of December I had a call from the young lady, looking well and blooming, who wished to consult me for a slight bronchial affection. She told me she was entirely cured of her attacks, and at the beginning of December she had been quite regular, without experiencing any inconvenience. (From Schuessler.)

SPERMATORRHŒA.

The meaning of the word is, to flow. The condition is caused by a weakness of nerves and muscles that control the fine net-work of blood-vessels (*tunica vasculosa*) which supplies the secreting substances.

This weakness frequently extends to the prostate gland and the *corpora cavernosa*, thereby weakening erectile tissue and the spermatic cord. The discharge is not all semen, but is largely a catarrhal discharge or secretion from the fibrous capsule or *tunica albuginea*.

According to Biochemistry, this condition could not prevail unless a deficiency first occurred in the cell-salts that control the organic matter which builds up the tissue and furnishes the elastic fibre and contractile power to these glands, nerves, muscular tissue, etc.

NATR. PHOS.—Seminal emissions, with acid conditions; semen thin, watery, and stale odor; **emissions, when followed by weakness and trembling.**

KALI PHOS.—For the **nervous symptoms** arising from **excessive sexual excitement** or other disorders of the sexual organs.

CALC. PHOS.—Seminal emissions; **for the general weakness of the system, to tone up the sexual functions** to a normal standard. Tendency to masturbation in the young.

CLINICAL CASES.

Calc. phos., 2x, and Kali phos., 3x, cured Spermatorrhœa:

Mrs. P. consulted me for a case of spermatorrhœa in her son, 18 years old. He was tall, emaciated; complexion,

sallow; bashful; did not want to tell me about his condition; hypochondriacal. His mother informed me that he complained very frequently of dizzy spells and headache, always feeling tired; no ambition; aversion to company; saw spots before the eyes; letters blurred in reading; trembled so at table would often drop his knife or fork. Spasmodic cramps of fingers, with jerking. He would have the emissions as often as three or four times a week, and was usually accompanied by lascivious dreams. I questioned him privately, being almost positive that he was an onanist, and through his tears he admitted that such was the case and that he was willing and anxious to get relief and do anything he could to stop the habit. *Calc. phos.*, 2x, was prescribed for the general weakness of the system, in alternation with *Kali phos.*, 3x, a powder every four hours. A quick sponge-bath of cold water was taken night and morning; avoided all meats, confining himself to a light diet. Improvement was gradual, but certain. The emissions having ceased entirely, feels stronger, is brighter mentally, more active physically, and, as he expresses it: "I am a changed man, doctor, in every way, for which I have your powders and advice to thank." (C. R. Vogel, M.D.)

SPINE DISEASES.

(See *Rickets* and *article on Calc. phos.*)

CALC. PHOS.—Spinal troubles arising from a deficiency of the lime-salts; spinal weakness; spinal curvature; anæmia of the spine. Backache and pains in the lumbar region. Rachitis, child not able to hold up its head; open fontanel; emaciated children, peevish and fretful. In spinal curvature, mechanical supports are necessary; give *Calc. phos.* steadily, one or two doses per day.

NATR. MUR.—Spinal irritation and weakness of back. The general condition of the system and watery symptoms, with corresponding dryness of some of the mucous membranes, must govern the selection of this remedy. In spinal

weakness a good method is to briskly rub the spine with a solution of common table salt.

KALI PHOS.—Softening of the spinal cord, with deadening of the nerve centres. Spinal anæmia from exhausting diseases. Laming pains in the spine, worse on beginning to move about, but better from gentle exercise.

KALI MUR.—Wasting of the spinal cord; intercurrently with other indicated remedies.

NATR. PHOS.—Spinal anæmia arising from an acid condition. *Natr. phos.* is a solvent of lime, and, therefore, promotes the deposit of *Calc. phos.*

SILICEA. — Spinal irritation, with offensive foot-sweat. Spinal irritation of children, depending on worms; in alternation with *Natr. phos.* Sweat about the head in children. Suppurative diseases of the bony structure of the spine.

CALC. FLUOR.—Spina ventosa, in alternation with *Magnes. phos.* Weak back, with dragging, down-bearing pains, associated with constipation.

STOMATITIS.

(See Mouth, Diseases of.)

SUN=STROKE.

NATR. MUR.—*Natr. mur.* is the principal remedy in this disease, which arises from a sudden abstraction of moisture from the tissues, causing a dryness of the membranes. *Kali phos.* will frequently be found necessary, to control the brain symptoms.

CLINICAL CASES.

Natr. mur. in Sun-Stroke:

On a stifling morning last July, I was summoned to see a young man who had been "sun-struck." Patient unconscious; general convulsions; face flushed; breathing deep and labored; pulse rapid, though feeble. Inhalations of *Amyl nitrate* resuscitated him, and I then gave him *Natr. mur.*, 3x, every two hours for about one week. He recovered completely, with none of the usual unpleasant after-effects. (Frank E. Miller, M.D.)

SYPHILIS.

FOR many long, weary years, people thought the sick had a mysterious poison in their blood that no one could see, smell or taste; but, as they were sick, it must be there. Were they not afflicted? Look at the eruptions on the skin, or an exudation from a sore or some orifice of the body! Is not that proof positive that the poison is doing its work? And so they set about to counteract the terrible *materies morbi* by dosing the patient with poisons.

The ignorance of the world in regard to the pathology of syphilis is appalling. The general belief and treatment of these symptoms, caused by a deficiency in the blood, has caused more misery than war. It has drove men and women insane. It has darkened the lives of children by its old-women tales, and hung a pall of blackness across their future. It has been the skeleton at every marriage feast; and chattering its senseless jargon, it has impeded the onward march of man. Like the sword of Damocles, it hangs above the social world and proclaims itself king amid the wails of heart-broken thousands. As unreal as the gnomes and fairies, it rules the people. As false as Satan, science has bent the knee and acknowledged it master. And what is this *thing* I call false and unreal? A deficiency in potassium chloride, first causing an outflow of fibrine, which, reaching a very delicate membrane, plexus of nerves and minute system of infinitesimal blood-vessels, sets up irritation by abrasion or pure physical injury.

When the Contagious Disease Act was before the British Parliament, the chairman of the Government Commission appointed to investigate as to the extent and danger of syphilis, reported: "The statements made by the promoters of the bill are largely overcharged and too highly colored. The disease is by no means so common or universal, I may

say, as is represented in that article, and I have had an opportunity, since I was summoned here, to appear before the College of Surgeons."

John Simon, F.R.S., for thirty years hospital surgeon, and now medical officer to the Privy Council, writes, in his official capacity: "I suspect that very exaggerated opinions are current as to the diffusion and malignity of syphilis."

The late Prof. Syme (English surgeon) said: "It is now fully ascertained that syphilis does not give rise to any of the dreadful consequences which have been mentioned, when not treated with mercury."

The *British and Foreign Medico-Chirurgical Review* says: "The majority of those who have undergone the disease live as long as they could otherwise have expected to live, and die of diseases with which syphilis has no more to do than the man in the moon. Surely 455 persons suffering from syphilis, in one form or another, in a population of one million and a half (one in 3,000), cannot be held to be a proportion calling for action on the part of the government."

Holmes Coate, F.R.C.S., surgeon and lecturer at St. Bartholomew's Hospital, says: "It is a lamentable truth that the troubles which respectable, hard-working married women of the working class undergo, are more trying to the health and detrimental to the looks than any of the irregularities of the harlot's career."

W. Burns Thompson, F.R.C.S., says: "The statements in that act seem to me to be gross exaggerations."

Surgeon-Major Wyatt, Dr. Druitt, health officer, and Dr. Acton, specialist, J. Hutchinson, of the *British Medical Journal*, and Ambrose Pare, of the University of Paris, are all on record that the ravages of the disease have been exaggerated a thousand-fold. Notwithstanding the fact that the highest medical authorities hold that syphilis is not a serious disease when let alone and not treated with mercury; notwithstanding the fact that mercury produces violent gastralgia and diarrhoea, rots the bones and teeth, and leaves the victim in a worse plight than the disease for which it is

given could, we see doctors, with legal diplomas, dosing their unfortunate victims with that baleful drug, as though it contained some mysterious potency of life.

Bockhart's investigations with injections of mercury show that for forty-eight hours the pains were excessive, and many patients died under the treatment. Two cases were reported by Balzer, where death occurred from the treatment.

Lesser, after experimenting on five hundred cases with mercury, declares that once in the system no one can foresee what evil it may produce, while powerless to help the patient get rid of the mercury.

The biochemic materia medica treats syphilis exactly as it does catarrh. For the chancre, white discharge, Kali mur. Bubo, with heat and throbbing or tenderness, Ferr. phos., 6x. Phagedenic chancre, Kali phos. Suppurations, Calc. sulph. Chancres, hard and indurated, Calc. fluor. Chronic syphilis (tertiary) requires Kali sulph., Natr. sulph., Natr. mur. and Silicea.

The salts should be used both internally and externally. For ordinary cases a solution of Kali mur., in 3x, makes an excellent wash. The parts should be bathed frequently and kept perfectly clean.

Bear in mind that the exudation is fibrine and other organic matter thrown out of the circulation during the first stage, because of a lack of potassium chloride salt in the blood. Supply this deficiency by repeated doses of this inorganic salt, and the supply of the irritating substance is cut off. Syphilis is not a thing in the blood, but a lack of a thing.

FERR. PHOS.—Bubo, for the heat, tenderness, throbbing and other febrile disturbances.

KALI MUR.—Bubo, for the swelling. Soft chancre. **Chronic stage of syphilis.** The principal remedy in this disease; internally and as a local application.

NATR. SULPH.—**Condylomata of anus, of syphilitic origin;** internally and local application.

NATR. MUR.—**Syphilis, in the chronic stage, when accompanied by serous exudations, and other watery symptoms.**

KALI PHOS.—**Phagedenic chancre** or malignant conditions.

KALI SULPH.—Syphilis, with characteristic symptoms.

CALC. SULPH.—Suppurating stage of syphilis, to control the discharge. Bubo, in the suppurative stage (alternate with *Silicea*).

SILICEA.—Bubo, in the suppurative stage (alternate with *Calc. sulph.*). Chronic syphilis, with suppurations or indurations. Ulcerated **cutaneous affections**, where mercury has been given to excess; nodes in tertiary syphilis.

CALC. FLUOR.—Hard and **indurated chancres** or other pathological indications for the use of this remedy.

CLINICAL CASES.

Kali mur. in chancroid ulcers:

Chancroid ulcers, surrounded by congested areola, grayish exudation covering surface. Deep excavations, wider at bottom; painful micturition. *Kali mur.*, every three hours. Improvement soon set in, the pain on urinating disappeared, and the ulcers rapidly healed. (F. A. Rockwith.)

TEETHING.

(See *Dentition.*)

TESTICLES, DISEASES OF.

(See *Hydrocele.*)

FERR. PHOS.—First or **inflammatory stage** of all diseases of the testicles, for pain, heat, etc.

KALI MUR.—**Second stage** of inflammations of the testicles, with swelling. **Diseases of testicles, if from suppressed gonorrhœa.**

CALC. PHOS.—Orchitis, hydrocele (after *Natr. mur.*). Hernia, also mechanical support (alternate with *Calc. fluor.*).

CALC. FLUOR.—**Dropsy of the testicle**, to strengthen the contractile muscles (*Calc. phos.*). Hernia.

NATR. MUR.—Dropsy of the testicle. See Hydrocele. Spermatic cord and testicles sore and painful. Aching in testicles. Violent itching on scrotum. Loss of hair from pubes.

THROAT.

(See *Hoarseness and Tonsillitis.*)

CLINICAL CASES.

Ferr. phos. for Bronchial Irritation of public speakers:

Having a large acquaintance among clergymen and public speakers, I have an excellent opportunity of testing the tissue remedies in the throat troubles which annoy that class of people. For the slight bronchial irritation immediately after speaking, *Ferr. phos.* acts quickly by allaying the inflammation. When the affection has become chronic, and there is much scraping of the throat, with expectoration of albuminous phlegm, a course of *Calc. phos.* is needed. Should the phlegm be watery or poor in albumen, *Natr. mur.* is the indicated remedy. (J. B. Chapman, M.D.)

Kali phos. in fetid breath:

An actor, Mr. E., consulted me for a severe irritation in the throat that interfered much with speech, and on account of an exceedingly bad breath. This was especially disturbing, as he was obliged to appear in a role, three days later, in which proximity with his fellow actors was necessary. From an examination, I concluded that it resulted from a deficiency of *Kali phos.*, and so I ordered this remedy. On the evening of the second day Mr. E. informed me that he was fully recovered of the foul breath; there was not a trace to be perceived. He also stated that he was able to notice an improvement even after the second dose. (Dr. Quesse.)

TINNITUS AURIUM.

(See *Ear, Diseases of.*)

TONGUE AND TASTE.

KALI MUR.—Coating of the tongue, white or grayish-white, dry; **heavy white fur on tongue.** Inflammation of tongue, for the swelling.

FERR. PHOS.—Inflammation of the tongue, with dark-red swelling; alternate with *Kali mur.* **Red tongue**, indicating inflammation of some part of the body.

KALI PHOS.—Coating like stale, brownish, liquid mustard, excessively dry, especially in the morning, with **bad taste** and **fetid breath**. Inflammation of tongue, with dryness and exhaustion during epidemics of low fever.

NATR. MUR.—Tongue coated with clear, slimy or watery mucus; also when small bubbles of frothy saliva cover the sides. Clean, moist tongue and excess of saliva.

KALI SULPH.—Yellow, slimy coating of tongue; sometimes with whitish edge. Insipid taste.

NATR. PHOS.—Creamy, golden-yellow, moist coating at the root of tongue and on the tonsils; sometimes with acid taste.

NATR. SULPH.—Coating of tongue dirty, brownish-green or grayish-green. Slimy tongue, much thick tenacious slime in the mouth. Bitter taste, indicating bilious derangement.

CALC. PHOS.—Tongue thick, stiff and numb (also *Kali mur.*).

CALC. FLUOR.—Tongue, for induration and hardening after inflammation (also *Silicea*). Cracked appearance of tongue, with or without pain.

CALC. SULPH.—Suppurating stage of inflammation of the tongue.

MAGNES. PHOS.—“Yellow, slimy coating, especially when there is pain in the bowels, and a sensation of pressure in the stomach.” (Dr. A. P. Davis.)

NOTE: The color of the coating on the tongue usually indicates the remedy to be given; but in cases of chronic catarrh of the stomach, if an acute disease arises, the color of the tongue will not govern the choice of a remedy for the acute disease.

TONSILITIS.

(See *Diphtheria*.)

FERR. PHOS.—In the first stage, for the pain, inflammation, fever, etc., frequent doses; also a gargle of the remedy in hot water.

KALI MUR.—The second remedy, for the swelling of the tonsils. White or **gray spots on the tonsils**; also gargle frequently. Chronic or acute tonsilitis, **white-furred coating on the tongue**.

CALC. SULPH.—Last or **suppurative stage** of inflammation of the tonsils.

CALC. PHOS.—**Chronic swelling of the tonsils**, sometimes with difficulty of swallowing; intercurrently with other remedies.

NATR. PHOS.—Catarrh of the tonsils, with golden-yellow coating at base of tongue, indicating an acid condition of the stomach. Tonsils inflamed, when covered with above coating.

NATR. MUR.—Inflammation of the uvula, with characteristic tongue and watery symptoms.

CLINICAL CASES.

Natr. mur. in Salivation after Merc.:

I have used *Natr. mur.* repeatedly, and especially in obstinate cases of salivation, with excellent results. One case in particular was cured with remarkable rapidity by this remedy. A young lady, æt. 20, who suffered from severe inflammation of the tonsils, so that she could scarcely swallow milk or water, had received from me a preparation of mercury. The inflammation of the tonsils was reduced very quickly, but another evil set in, namely, violent salivation. The gums were loosened, bleeding easily and standing back from the teeth, and the teeth were slackened. I thought of curing this affection also with *Mercur.*, with which I had often before succeeded in such cases, but by continuing the remedy the evil was only increased. Now, I ascertained from the patient that in the previous summer she had been ill at N., and the doctor had given her a good deal of *Calomel*, which caused fearful and long-continued salivation. She was afraid the evil would again become very tedious, as it had been so bad at N. I now stopped the *Mercury* and ordered *Natr. mur.*, a dose the size of a bean, every two hours. The success surpassed my most sanguine expect-

tations. In twenty-four hours the swelling of the glands had distinctly diminished, and in three days a complete cure was effected. (From Schuessler.)

Calc. phos. in enlarged Tonsils and Deafness:

J. D., æt. 5; a thin, delicate-looking boy; very tall for his age; for two years suffered from partial deafness, which has much increased since he came to Southampton, two months ago. His mother is frightened, fearing he is becoming incurably deaf. At first he would, or rather could, not allow me, from the excessive pain it occasioned, to examine his throat (he was then suffering from exacerbation); but it was evident, from the external swelling and the history, where the true cause of the dyscrasia lay. The tale his mother tells is that he was vaccinated when three years old; that, after much constitutional disturbance, eruption subsided, leaving the tonsils in their present swollen condition. Symptoms are worse after coming in from open air and in damp weather. *Calc. phos.* had an immediate beneficial effect, so that in three days the throat could be examined. Both tonsils were swollen and red, and formed an almost complete embankment between the mouth and throat. In three weeks hearing was quite restored and swelling subsided. (R. T. Cooper, M.D., *Monthly Homœopathic Review*, September, 1867.)

The lower potencies aggravated:

Dr. W. had a severe attack of tonsilitis, involving both tonsils, which were very much enlarged, causing difficult and painful deglutition. Temperature 102; pulse 130; patient exceedingly nervous. Gave *Ferr. phos.*, 6x, and *Kali phos.*, 6x, in alternation, every fifteen minutes. Saw the patient in six hours, and all symptoms were much worse; then gave *Kali mur.*, 6x, instead of *Kali phos.*; continued *Ferrum*. The next morning found that the patient had passed a hard night. Then gave *Ferr. phos.*, 12x, and *Kali mur.*, 12x. In six hours found the patient very much improved; less pain, less swelling; temperature 100; pulse 100;

continued the remedies, and in two days the patient was out and suppuration did not take place. This was as truly a case of quinsy, which usually goes on to suppuration and runs a seven-days' course, in spite of all we can do, as any case I ever saw. The aggravation caused by the remedies given in the 6x potency and the improvement which took place after their administration in the 12x, were interesting facts. The patient remarked that he could feel the effects of the last remedies all through his body, quieting and soothing the nervous irritability immediately after every dose. (G. H. Martin, M.D.)

Kali mur. gave quick relief:

One evening a gentleman brought to my office his son, aged 8 or 10 years. As he stood before me, I noticed that he labored terribly in breathing, and that his chest was bowed out, like a chicken's. I looked into his throat and found both tonsils inflamed and so much enlarged that there was scarcely space enough between them to insert a slip of writing paper. He was slightly feverish, and the tongue was coated white. I prepared some powders of *Kali mur.*, and ordered them to be given dry every half hour for three hours, and then every hour through the night. The next morning, quite early, I called and, to my astonishment, found him sitting up in bed, quite bright and breathing naturally. His chest had assumed a more normal form, and the tonsils were considerably diminished in size. The same remedy was continued throughout the next day, and the next morning the little fellow met me in the parlor, comparatively well. (E. H. H.)

TOOTHACHE.

(See *Dentition.*)

MAGNES. PHOS.—Neuralgic toothache, excruciating pain, when hot liquids give relief and cold aggravates. **Pain** very **intense and shooting along the nerve.** Pains are relieved by pressure; worse in the cold air.

FERR. PHOS.—Toothache from inflammation of the gums or nerves. Pains are relieved by cold liquids or in the cool open air; worse from heat. Gums red, sore and inflamed.

KALI MUR.—Toothache, with swelling of the gums or cheeks, to reduce the swelling. (Alternate with *Ferr. phos.*)

KALI PHOS.—Toothache of nervous, pale subjects, or those worn-out with great mental strains. Pains are better under pleasant excitement. Toothache, when the gums are inclined to bleed easily or when there is a bright-red line on them.

CALC. PHOS.—Toothache, when the tooth is decayed. Too rapid decay of teeth. Teething disorders (see Dentition). Toothache which is worse at night.

KALI SULPH.—Toothache, with evening aggravation or worse in a warm room; better in cool open air.

NATR. MUR.—Toothache, with involuntary flow of tears, or excessive secretion of saliva characteristic of this remedy.

CALC. FLUOR.—Toothache, with looseness of the teeth; teeth are sensitive to the touch of food. Deficient enamel. (See Dentition.)

SILICEA.—Toothache, when abscess is forming, pain is deep-seated, pulling on the tooth gives relief. Toothache caused by sudden chill suppressing foot-sweat. Pains are very violent at night; neither heat nor cold gives relief.

CLINICAL CASES.

Kali phos. in Toothache:

Miss S., a small, pale, nervous little woman, came to me with a severe toothache, involving the molars and bicuspid of the right side of the inferior maxillary, first: then extending to the superior maxillary and to the bones of the face. Pains of a tearing, boring nature all the time; felt worse at night; could not sleep, was compelled to walk the floor, the pains being so severe. Ulceration of the roots of the teeth was the cause of the trouble. Had used hot salt bags locally. Cocaine on the gums, and creasote in one of the teeth, which was hollow from decay. No relief. *Silicea*, 6x,

five-grain powder in hot water, brought almost immediate relief. Consulted her dentist afterwards for treatment, and had the teeth filled. (C. R. Vogel, M.D.)

TRAUMATIC TETANUS.

CLINICAL CASES.

Natr. mur. in Traumatic Tetanus:

On August 19th I was called to see a boy, æt. 2 years, who had thrust his left foot into a large hand corn-sheller while in motion. The terms "compound comminuted fracture," with extensive laceration, will best describe the condition of the foot. I set the bones and brought the torn edges together as best I could with adhesive strips; applied as a dressing N. A. Calendula (*Luyties'*); gave internally ammonia and *Ferr. phos.*, in alternation, every two hours, and left my little patient feeling quite comfortable. On the second day I was hastily called, and found him having convulsions, as many as eight in an hour. As I was already giving him ammonia and *Ferr. phos.*, I could not depend on these. So I dissolved a good-sized powder of *Magnes. phos.*, 6x, in hot water, and gave a teaspoonful every fifteen minutes, with the result that after the third dose the child had no more convulsions. Temperature during this time, 103.

On August 26th the parents, thinking the boy was not getting on as well as he ought, called in a "regular," who ordered my treatment discontinued, applied a dressing of iodoform, gave nothing internally, ordered the dressing repeated in five days and left. On September 1st, according to the "regular's" orders, the parents attempted to remove the dressing, found it stuck so fast that every attempt to remove it caused profuse bleeding. So they wrapped the child up, put him into the buggy and brought him to my office. To use the father's words, "the foot stinks so bad we can scarcely stay in the house. Doctor, we want more of that black solution you put on it; it did not stink any while we used that," referring to N. A. Calendula. When

I removed the iodoform-dressing, to say the foot "stunk" is to express it mildly; but the worst was, the child threw himself back into his mother's arms with his head drawn back at right angles with the trunk, his jaws firmly set, the muscles of his neck rigid. A sudden case of opisthotonos with trismus. I again applied the dressing of N. A. Calendula, gave in turn *Acon.*, *Nux*, *Gels.*, *Bellad.*, *Pass. inc.*, *Magnes. phos.*, *Calc. phos.*, but under all these and some other means, such as injections of chloral hydrate, the body remained rigid and the jaws firmly set. On the tenth day after I removed the dressing of iodoform, I discovered small air bubbles of saliva coming from between his teeth, which led me to think of *Natr. mur.*, 6x, which completely relieved the case in twenty-four hours. Allow me to state that we nourished the patient, during the time, by rectal injections of milk and eggs. The yolk of one egg beaten in one-half pint of unskimmed milk, night and morning. At this writing the boy is doing well, able to feed himself, eats anything he wants. The foot is almost well, under the influence of N. A. Calendula, which I always use on all wounds. It always prevents any bad odor.

TUMORS AND CANCER.

KALI SULPH.—Epithelial cancer; cancer on the skin, with characteristic **discharge of thin, yellow, matter**. Externally and internally.

CALC. FLUOR.—Tumors, knots or hardened glands in the breast. **Blood tumors on the heads of infants**. Hard swellings in any part. Ganglion, encysted tumors, from strain of elastic fibres.

KALI PHOS.—Cancer, with offensive discharge and discoloration of the tissues. Greatly ameliorates the pain in cancer.

NATR. MUR.—Soft, watery swelling under the tongue.

FERR. PHOS.—For pain in the cancer; alternate with the chief remedies.

CALC. PHOS.—Cancer in scrofulous constitutions. Goitre, cysts, house-maid's knee, etc.; also as an intercurrent remedy.

SILICEA.—Swelling of glands, lumps, tumors, etc., which threaten to suppurate. Uterine cancer; scirrhus induration of the upper lip and face.

NATR. PHOS.—"Cancer of the tongue has been greatly benefited by *Natr. phos.*" (Walker.)

CLINICAL CASES.

Calc. phos. in Sanguineous Cyst:

Sanguineous cyst on the right side of the occipital bone, with open posterior fontanel. *Calc. phos.*, 2c, cured. (Raue, *Record Homœopathic Literature*, 1873.)

Kali sulph. in Epithelioma:

Dr. Orth relates: Elizabeth F., a widow, æt. 70, consulted me on April 5th, on account of an epithelioma seated on the right cheek, reaching from the lower eyelid to the nostril. It was almost circular, and about the size of a florin. The epithelioma had existed for some years, and was at the stage of forming an ulcer, with hard base and callous edges. I ordered *Kali sulph.*, a powder every evening, and lint saturated with a lotion made of *Kali sulph.* for external application, to be changed frequently. On May 6th I noticed that the ulcer had visibly diminished, and on May 23d the ulcer had cicatrized to the size of a six-penny piece. A few days later the lady left to return home, and I regret I have not heard from her since. (From Schuessler.)

Calc. fluor. and Silicea in Sarcoma:

Dr. Spiethoff, of Lubeck, relates a prompt effect from *Calc. fluor.* and *Silicea*. The patient was afflicted with a large sarcoma on the superior maxilla, giving frog-like appearance to the face. For eight months old-school physicians had tried to establish suppuration, but failed, except to produce several fistulous openings, discharging a fetid, almost clear fluid. Without much hope of producing suppuration, *Silicea* was given. No change occurred for two weeks, except the appearance of two protuberances in the median line of the tumor. *Calc. fluor.* was now given, and the next

day a profuse suppuration began, greatly ameliorating the case. The prompt action of the remedies was very striking.

Calc. fluor. in Neuralgic Node of Mammary Gland:

Dr. C. H. Thompson, of Santa Rosa, furnishes us a case of neuralgic node in the mammary gland, resembling scirrhus, entirely cured by *Calc. fluor.*

Kali sulph. in Epithelioma of Face:

William W., a factory worker, came to me on September the 4th. He suffered from epithelioma, which was situated on the right side of the nose, almost immediately below the corner of the eye, and about the size of a two-shilling piece. The eye itself seemed to be sympathetically affected, perhaps through the irritation of the discharge, which might have found its way into the eye from the edge of the eyelid, which, however, was not greatly destroyed. Be that as it may, there were conjunctivitis palpebrarum and bulbi, with dullness of the cornea. The ulcer at the side of the nose had existed for four years. At first there was a slightly red spot, which was a little raised and swollen. Later on it became covered with a horny scab, which after a time fell off and left a little sore. This spread slowly, but steadily. The patient had, during the whole time of its existence, consulted a great number of doctors. He had also been treated for two months by a specialist for the eye, after it had become involved; but all without effect. *Kali sulph.* was now given him, a dose night and morning; and externally a lotion of *Kali sulph.* was used. After only a few days the inflammation disappeared. The ulcer began also to heal under the steady treatment. By the 8th of October the sore had cicatrized so that only a speck was left, when the patient was able to resume work again on the 9th of October. (From Schuessler.)

Calc. fluor. cured; other medicines failed:

A hard swelling under the chin, about the size of a pigeon's egg, disappeared completely in about four weeks, under the

use of *Calc. fluor.* Both old and new-school medicines had failed to cure. (Dr. F. From Schuessler.)

Calc. phos. in House-maid's Knee :

Dr. Fuchs, of Regensburg, reports: In August, 1875, I cured a lady, æt. 40, who had suffered for a considerable time from an effusion in bursa of the knee-cap. Twelve doses of *Calc. phos.*, two doses per diem, according to Dr. Schuessler, removed this chronic condition of house-maid's knee. (From Schuessler.)

Calc. phos. in Nasal Polypi :

Mrs. R. had nasal polypi in both nostrils; large, gray and bleeding easily. *Calc. phos.*, a powder every morning for a week. The third week reported entirely free. The larger ones came away entirely; the smaller ones were absorbed. (J. G. Gilchrist.)

Silicea in Multiple Cheloid :

Multiple cheloid, which appeared, after the excision of a tumor, in the scar. It was excised at St. Bartholomew's Hospital, but rapidly returned and increased in size, till the patient, a girl, was put on *Silicea*, night and morning. The gradual disappearance of the growth under this treatment was one of the prettiest things I have ever seen in medicine. (John H. Clarke, in *Homœopathic World*, August, 1885.)

TYPHLITIS.

FERR. PHOS.—In the initial stage, for the febrile symptoms, fever, inflammation, pain, high temperature, quick pulse, etc.

KALI MUR.—For swelling, hardness, tenderness, etc.; alternate with *Ferr. phos.*

SILICEA.—CALC. SULPH.—If abscess forms. See under Abscess for characteristic symptoms indicating these salts; also see note under Typhoid Fever on the value of injections.

NATR. SULPH.—"Dull pain in right ileo-cæcal region. Shifting flatus; tenderness to pressure and coated tongue." (J. W. Ward, M.D.)

CLINICAL CASES.

Ferr. phos. and Kali mur. in Typhlitis:

I was called, on the morning of April 14th, 1887, to attend to Mr. E. K., a young man, æt. 22, with hereditary tendency to phthisis pulmonalis, who resided in Connecticut, and was sojourning in our city for the benefit of his health, and found him suffering with agonizing pain in the right iliac region. He had been attacked suddenly at 2 o'clock A. M. with this pain, and had vomited several times before I saw him. Upon examination, I found a tumor in the right iliac fossa, so tender to the touch that he could not bear even the weight of the bed-clothing. His bowels had moved twice within a few hours. I learned that he had eaten of a mince-pie at dinner the day before, and had passed a quantity of currant-seeds in one of his movements. There could be no doubt as to the diagnosis—typhlitis—and that a currant-seed was the *casus mali*. His temperature was 103 F., and pulse 120. For several inches around the tumor the belly was as hard as a rock, showing a great amount of infiltration. I at once gave him *Ferr. phos.* and *Kali mur.*, to be taken every half hour, in alternation, day and night; poultices of flaxseed were kept constantly applied, as hot as could be borne, to alleviate the pain. At the end of thirty-six hours his temperature had fallen to 100 F., and pulse to 90. This treatment was continued without intermission, and the inflammatory symptoms steadily improved, and the size of the tumor gradually lessened. At the end of a week the temperature and pulse became normal, the tumor had entirely disappeared, the belly was soft and a mere trace of the tenderness remained. He took no other medicines. The result in this case is, I think, phenomenal, since in this class of cases the prognosis is always unfavorable; and the credit of the case can be clearly given to the iron and potash, the one removing the inflammation, the other causing the absorption of the infiltration, thus bringing about resolution and aborting perityphlitis and the consequent suppuration. Dr. Burdick, of Oakland, and Dr. Brigham, of San Fran-

cisco, were both called in consultation, and both agreed with me as to the disease, and both acquiesced in the treatment. We have no medicine which is the peer of *Ferr. phos.* as a fever remedy, whether idiopathic or symptomatic; and none better than *Kali mur.* to cause the absorption of infiltrations. *Calc. fluor.*, 3x, rapidly absorbed an indurated and sensitive growth extending from the cæcum to the lower border of the liver. (Dr. I. E. Nicholson.)

TYPHOID FEVER.

ONE who fully understands the biochemic pathology, will see at a glance that like symptoms call for the same treatment, under whatever name they may appear. There are certain atmospheric and electrical conditions that tend to weaken the elastic fibres of the skin and connective tissue, and thereby close the pores.

The typhus deposit, a peculiar substance of new formation, found in the areolar membrane, between the mucous and muscular coats of the patches of Peyer in typhoid fever, is not a specific poisonous substance.

Analysis has proven it to be the waste matter—the dead cells of the body—together with albuminous substances in a state of ferment and decomposition, which is the seat of the local trouble.

Nature, in her effort to eliminate the accumulation of decaying organic matter, increases the circulation and the increased motion produces heat. Science may call the heat fever, but heat will do, just as well.

There is another cause of the rapid circulation. A deficiency in the cell-salt phosphate of iron must have occurred before the epithelial cells became so weakened that the pores of the skin refused to perform their natural functions.

Iron molecules, it is well known, are carriers of oxygen, and when they fall below the standard, the blood is not able to carry enough oxygen to all parts of the body to properly sustain life without increasing its speed.

Seven men cannot do the work of ten, except they work faster than the ten.

The foul odor that is characteristic of this disease is caused by phosphureted hydrogen set free from the nerve fluids because of a lack of the cell-salt potassium phosphate. We now see why this salt is the great remedy in all malignant conditions or where decomposition or bad odors appear.

In the first stage of typhoid, *Ferr. phos.*, *Kali phos.* and *Kali mur.* should be given. If the skin be dry, with chilly sensation, *Kali sulph.* should be given instead of *Kali mur.* This treatment, with copious injections of hot water for the bowels, will nearly always break up the condition in two weeks, if taken at the very outset.

Where the disease is running its course, give *Kali phos.* as the chief remedy. *Ferr. phos.* for fever, except afternoon fever, which calls for *Kali sulph.* Should a green, alvine discharge appear, give a few doses of *Natr. sulph.* When patient wanders in mind, with low mutterings or bubbles of saliva on tongue, or great languor and weariness, give *Natr. mur.* in alternation with *Kali phos.*

Every physician should carry both low and high potencies of all the tissue remedies, but especially of *Natr. mur.*, for while a first or third potency will suit some cases, they are useless in others, where a high potency will produce the most brilliant results. In cases of hemorrhages, which very rarely occur if the biochemic treatment is adhered to, *Kali phos.*, *Ferr. phos.* and *Natr. mur.* should be given, and enemas of salt water, teaspoonful of salt to a quart, should be given. If blood be dark and clotted, *Kali mur.* is indicated. Give patient a little nourishing food, at least four times in twenty-four hours, of such quality as doctor, nurse and patient may agree upon.

FERR. PHOS.—In the initiatory stage, chilliness, fever, etc. As an alternate remedy as long as inflammatory symptoms remain. Typhoid fever, with prostration and hemorrhage.

KALI MUR.—The principal remedy in this disease, in alternation with *Ferr. phos.*, for the febrile symptoms. Typhoid

fever, with gray or white fur on the tongue or looseness of the bowels. Light-yellow stools; abdominal swelling and tenderness.

KALI SULPH.—Typhoid fever, with **evening aggravation, rise of temperature**, rapid pulse, etc. Typhoid fever, with very slow, labored pulse, indicating blood-poisoning (also *Kali phos.*).

KALI PHOS. — **Malignant symptoms** in typhoid fever, especially those which affect the brain, causing temporary insanity. Weakness and debility. Putrid stools, sleeplessness, offensive breath or weak action of the heart, calls for this remedy. Sordes on the teeth; **tongue coated like stale mustard**, very dry, cleaves to roof of mouth. Inarticulate speech from dryness of tongue. Hallucinations of the brain.

NATR. MUR.—Malignant symptoms in typhoid fever, with watery vomiting, dry tongue, twitching, stupor, drowsiness, etc.

CALC. PHOS.—During decline of the disease, to promote rebuilding of tissue; also intercurrently through the course of the disease.

NOTE: "In the treatment of typhoid fever, I should urge the use of copious injections of hot water per rectum. When the fever is high and the pulse quick, when the disease goes from 'bad to worse,' an injection of hot water will give marvelous results. If the bowels are costive, an injection will do the work without fear of the results of a cathartic; if diarrhoea is present, an injection will cleanse the unhealthy membranes and promote normal absorption. Patients treated in this manner, together with an intelligent use of the inorganic salts, will make rapid recovery and will escape the excessive emaciation so common in this disease." (Dr. Chapman.)

CLINICAL CASES.

Kali phos. relieved the hysterical symptoms:

Typhoid fever in young gentleman with very anxious brain; a prominent symptom was that he became very hys-

terical; would cry like a child and sob whenever he became nervous. *Ignat.*, *Hyosc.*, *Stram.* and *Coffea*, all failed to relieve. *Kali phos.* cured this symptom, and he received no other remedy throughout the fever. After the patient got up, the remedy seemed to act as a tonic. (Dr. Monroe.)

Ferr. phos. and Kali mur. the most rational remedies in Typhoid:

The following, from the pen of Dr. A. P. Davis, of Dallas, Texas, appeared in the *Southern Journal of Homœopathy*, and is of interest, since it illustrates the value of these remedies in this disease: "The most rational course to pursue is to supply deficiencies and to assist nature remove excesses. There is depression perceptible in all cases of typhoid fever; and as this depression is the result of molecular change, the molecules of several elements must receive our special attention. Whether this molecular change can be brought about by the use of *Baptis.*, *Rhus tox.*, *Bryon.*, *Phos. acid*, *China*, *Cimicif.*, *Ferr. phos.*, *Natr. mur.* or *Natr. phos.*, or what not, is the question that demands special attention. Some have claimed success by the use of *Baptis. tinct.*, others by *Rhus tox.*, as their sheet anchor, giving incidental treatment, as they thought symptoms called for; and some success has followed this method of procedure. It is a conceded fact that the inflammation in the glands of Brunner and Peyer keeps up the fever, and the remedy that cures these glands cuts short the disease; and the remedies that I have found to do this most certainly are *Ferr. phos.* and *Kali mur.*, given in alternation, every hour during fever, where there is a white or grayish coating on the tongue. The *Ferr. phos.* is the best fever remedy, and the *Kali mur.* the best eliminator in such conditions. If the tongue should become brown, give *Kali phos.*, and especially in those cases where the patient is delirious or nervous, and in the more malignant form of the disease. If the tongue assumes a yellow, shiny coating, then resort to *Magnes. phos.*, and especially when there is pain in the bowels and a sensation

of pressure in the stomach. If the tongue has a golden-yellow coating, creamy, moist, give *Natr. phos.* Should the tongue have a dirty brownish-green coating, give *Natr. sulph.* These remedies are especially indicated in this condition of the tongue. Last of all, when the patient begins to convalesce, finish up the treatment with *Calc. phos.*, as a connective tissue and blood-cell constituent is needed. In all cases where these tissue remedies have been used by me, they have proved abundantly sufficient, and will cure, if given as indicated. They supply the inorganic elements that are disturbed or lacking in all diseased states, and if a strict observance is had in their selection, the physician will certainly cure any diseases that can be cured at all. I usually give them the 4x to 6x potency; and while many may consider me dogmatic in the use of these remedies, I can see no reason as yet to change off into the intricate mazes of supposed pathogenetic provings of polypharmacy. While I still use many polychrests, I lend a decided preference to the proper use of the tissue remedies where indicated."

Kali phos. rallied the patient:

Miss Nettie W., æt. 23; was called in consultation; found the patient apparently in last stage of the disease, with the symptoms usual in such cases. As other remedies had been tried and she seemed sinking, I advised *Kali phos.* in solution. Under the use of this remedy she rallied, and it was continued some days, with the result that she ultimately recovered. (C. T. M.)

TYPHUS FEVER.

(See *Typhoid Fever.*)

FERR. PHOS.—Initiatory stage, for febrile conditions. Alternate with *Kali phos.*

KALI PHOS.—Chief remedy for the malignant conditions. Putrid, camp, farm, or brain fever are met with this salt. Sleeplessness, stupor, delirium, etc. Tongue coated like stale mustard.

KALI MUR.—In typhus fever, for costiveness; light, ochre-colored stools. Alternate with *Kali phos.*

NATR. MUR.—In alternation with *Kali phos.*, when the stupor and sleeplessness is excessive; also for watery conditions.

ULCERS AND ULCERATIONS.

(See *Abscess and Exudations.*)

KALI MUR.—Ulcerations, when there is a thick, white fibrinous discharge. Ulceration of the neck of womb, with the above discharge. Secretions mild, non-irritating. Tongue is frequently coated white or grayish-white.

FERR. PHOS.—Ulcerations, for the febrile conditions, heat, inflammation, pain, etc.

SILICEA.—Ulcers of the extremities, deep-seated, affecting the periosteum. Ulcers secreting thin, foul, yellow matter. Fistulous ulcers. Hard swelling and suppuration of the glands requires this remedy in large doses. Use internally and also locally.

CALC. SULPH.—Ulcers, which continue to discharge after infiltration has ceased; after *Silicea*. Ulcers of the glands or extremities, when secreting sanious, yellow matter; suppurations resulting from wounds, bruises, burns, scalds, etc.

CALC. FLUOR.—Ulceration of bone substance; discharge of thick, yellow pus and splinters of bone.

CALC. PHOS.—Intercurrent remedy in ulcerations, especially of the bone.

NATR. PHOS.—Ulceration of stomach or bowels, with vomiting of sour, acid fluids, or of a dark substance like coffee-grounds. Syphilitic ulcers, creamy yellow coating on the tongue.

CLINICAL CASES.

Silicea and Calc. phos.—Ulcers four years—cured in four weeks:

A girl came into my office, who had sores on both legs, running a thin, ichorous secretion, red, angry and painful, which had been bothering her for four years, breaking out,

then scabbing over, partially healing, then taking on inflammation, so that sleep was disturbed; locomotion produced severe pains; in fact, the sores were seemingly very severe. I at once gave her *Silicea*, 6x, and *Calc. phos.*, 6x, three doses each per day, bound up the limbs with flannel roller bandage, and in four weeks all the sores were healed up and the patient well, cheerful and happy. (A. P. Davis, M.D.)

Calc. fluor. in indolent Ulcers :

A. S., æt. 16; for three years had indolent ulcers on lower half of leg, which is red, very much swollen. Three fistulous ulcers secreting a thick, yellow pus, and which have thrown off many splinters of bone. Pains principally at night. Emaciation; poor appetite. Frequent cough in morning, with thick, yellow expectoration and considerable weakness. Lungs normal. *Calc. fluor.*, 6x, morning and evening for eight days, alternating with intervals of four days without medicine. Cured in five months. Externally, only glycerine. No enlargement of the limb was noticeable after six months. (Dr. Husen, *Allg. Med. Zeit.*)

Natr. phos. in syphilitic Ulcers :

In treating a chronic syphilitic ulcer, I observed a yellow coating on the surface of the ulcer, which had the appearance of half-dried cream. After *Natr. phos.*, the coating disappeared within four days, and the patient was otherwise much improved.

Calc. fluor. in tibial Ulcers :

A young lady had been treated by two physicians for several months, without being much or permanently benefited. She had a pricking pain near the shin-bone, and had irritated a raised spot like a pin-head, and ulceration set in. Her general health had been good, but being ordered to recline a great deal for relief, and even keep to bed, as she suffered pain and was lame on walking, her health began to give way. Mrs. G., her mother, applied for the new remedies, as the doctors seemed puzzled with the case. The

appearance of the limb seemed quite normal, except the ulcer. This led me to give *Calc. fluor.*—externally as a lotion on lint, and every two hours a dose internally. On very minute inquiry it turned out that she suffered from menstrual colic, with cramp in the legs; for the cramp *Magnes. phos.* was taken, giving rapid relief, and special attention paid that none of her garments were tight. The sore, a *varicose* ulcer, healed in a very short time, and has not troubled her since a lapse of three years.

URINARY DISORDERS.

(See *Kidneys, Diseases of.*)

FERR. PHOS.—This remedy is indicated in all inflammatory conditions of the bladder and urethra, when in the acute stage. First stage of cystitis, with pain, heat and fever. Wetting the bed, in children. Enuresis from weakness of the muscles; frequently noticed in women, when coughing causes spurting of the urine. Incontinence from weakness of the sphincter muscle. Retention of urine from inflammatory conditions. **Constant urging to urinate**, due often to retaining the urine too long, thereby setting up an inflammation. Excessive amount of urine.

KALI MUR.—Second stage of cystitis, with swelling. **Chronic cystitis, principal remedy.** Discharge of thick, white mucus in the urine, indicating secondary stage of inflammations. Dark-colored urine; deposit of uric acid, accompanied with torpor and inactivity of the liver; also *Natr. sulph.*

MAGNES. PHOS.—Retention of the urine, from spasm of the muscles. "After use of catheter, a sensation as if the muscles did not contract." (Walker.) Gravel, for the excessive pain.

KALI PHOS.—Cystitis in asthenic conditions, with prostration. **Frequent urination**, with excessive secretion of urine, from nervous weakness or paralytic conditions. **Paralysis of the muscles, with inability to retain the urine.** Urine causing scalding of the parts where it touches. **Passing of blood from the urethra** (also *Ferr. phos.*). Wetting the bed from weakness of the muscles.

NATR. SULPH.—Brick-dust-like sediment in the urine; lithic deposit clings to the bottom and sides of vessel. High-colored urine, when associated with gout or bilious conditions. Sandy deposit in urine, indicating gravel.

CALC. PHOS.—Gravel, calculous or phosphatic deposit; intercurrently with or after *Natr. sulph.*, to check reformation of stone. Flocculent sediment. Passing of semen in urine (also *Natr. phos.*). Enuresis in old people.

CALC. SULPH.—Inflammation of the bladder, when pus is discharging.

NATR. PHOS.—Incontinence of urine in children, with symptoms of acidity or worms. Gravel in the kidneys. Dark-red urine associated with rheumatism.

NATR. MUR.—Passing of large quantities of urine, providing other symptoms correspond.

CLINICAL CASES.

Ferr. phos. in Cystitis:

Miss M., æt. 18; very nervous character; gave way to a violent fit of anger, which caused prolapsus of womb and acute cystitis. After suffering great pain for some time, the womb was replaced, but the cystitis still remained. A vaginal injection of hot water and internal treatment with *Ferr. phos.* and *Kali phos.* brought quick relief, and she made a rapid recovery. *Ferr. phos.* reduced the inflammation, and *Kali phos.* controlled the nervous symptoms. (J. B. Chapman, M.D.)

Natr. mur. in Enuresis.

Dr. Schuessler, in a private communication to Dr. Zoepritz, mentions the case of a lad to whom he had given, without effect, *Ferr. phos.* for enuresis. A pustular eruption near the corners of the mouth appeared, for which he prescribed *Natr. mur.*, which cured both the eruption and the enuresis.

Calc. phos. in spasmodic Retention of Urine:

Dr. Cornelius, Oldenburg, reports a case of spasmodic retention of the urine. No urine was at first excreted; even

the catheter failed to bring any away. *Magnes. phos.* was given, which relieved somewhat; some urine was passed. In five days, no permanent or decided results being obtained from this remedy, Schuessler's advice was followed, and accordingly *Calc. phos.* was given, which cured in one day. Some two months later another attack came on, which was likewise immediately cured by *Calc. phos.*, for on the following day the patient was well. (*Allg. Hom. Zeit.*)

UTERUS, DISEASES OF.

(See also *Dysmenorrhœa; Leucorrhœa; Metritis and Labor and Pregnancy.*)

FERR. PHOS.—All inflammatory conditions of the uterus, in the first stage, for heat, pain, congestion, etc. Inflammation of the vagina, with pain from sexual intercourse. **Excessive dryness and sensitiveness of the vagina;** also inject a solution of the remedy in hot water.

KALI MUR.—Second stage of inflammatory processes, when exudation has taken place. Ulceration of the os and cervix uteri, with characteristic discharge of thick, white, mild secretions from the mucous membrane. Chronic congestion of the uterus. Enlargement of the uterus, when not of stony hardness.

KALI PHOS.—Uterine hemorrhage, with discharge of thin, deep-red or blackish-red blood. Displacement of the uterus, for the nervous symptoms.

CALC. FLUOR.—Chief remedy in prolapsus or displacement of the uterus, as a constitutional tonic to strengthen the relaxed muscles. Dragging pains in the region of uterus and thighs; also in small of back. Parts pulsate with voluptuous feelings, with feeling of weakness in sexual organs. Hypertrophy of the uterus when, of stony hardness (alternate *Kali mur.*). Lacerations of the cervix.

CALC. PHOS.—Prolapsus, with weak, sinking feelings. Displacements, with rheumatic pains. Weakness and distress in uterine region. Intercurrently in all womb troubles.

CLINICAL CASES.

Magnes. phos.—Ovaralgia:

Mrs. P., æt. 42, a washer-woman, strained herself turning a clothes-wringer, causing acute inflammation of left ovary. When I was called she had been suffering for several hours, and spasmodic symptoms had begun to appear. I prescribed *Ferr. phos.* and *Magnes. phos.*, in alternation—frequent doses. In half an hour my patient was almost entirely free from pain, and made a rapid recovery. Hot applications, also, were used over the abdomen. (J. B. Chapman.)

Kali phos. in Antelexion, with Neuroses:

Lady, about 40; antelexion of uterus, with very peculiar nervous condition. Very solicitous about health; weak; exhausted with slight effort. Irritable and easily displeased, which was unnatural to her. Had suffered many annoyances. Hyperæmia of the brain and hyperæsthesia, which condition made her utterly miserable most of the time. *Kali phos.*, 30x, entirely cured. (Sarah N. Smith, New York.)

Kali phos., 12x, in Ovaralgia:

Miss B., æt. 20, had been suffering for the past two years with severe ovaralgia at the menstrual period. She had been under the treatment of several physicians, and the only relief that they were able to give her was by the use of *Morphine*, that being only temporary. Was called late one night to see her and found her suffering with severe pain in the left ovary, of a dull, dragging character, and but slightly intermittent. Patient hysterical and very excitable. Gave her *Kali phos.*, 6x, in water, every ten minutes for half an hour, when patient went to sleep, not waking until morning, when she was free from pain. Gave her *Kali phos.*, 6x, night and morning, for a month; at the next menstrual period was again called and found her suffering much as before. Gave *Kali phos.*, 12x, every ten minutes, and after two doses was relieved. Gave *Kali phos.*, 12x, once a day for a month, and now, after eighteen months, has had no more pain, and is feeling better every way. (G. H. Martin, M.D.)

Calc. fluor., 6x, in Papillomatous Erosion of Cervix:

Dr. Phil. Porter reports a cure of papillomatous erosion of the cervix with *Calc. fluor.*, 6x, in which the local symptoms were accompanied by a dyscrasic condition, enlarged cervical glands, emaciation and weakness. His prescription was based upon the constitutional changes, the local conditions, the fissured appearance of the cervix, and an abundant yellowish leucorrhœa. (*Hahnemannian Monthly.*)

VACCINATION.

"*Kali mur.* is the surest remedy for many diseases, especially of **eczema**, which has been developed **after vaccination** with bad vaccine lymph." (Schuessler.)

VEINS, DISEASES OF.

FERR. PHOS.—A powerful vein remedy. Small aneurism, in the early stage; alternate with *Calc. fluor.*, the chief remedy. For the pain in varicocele of the testicles.

CALC. FLUOR.—Chief remedy in dilatation of the veins; varicose veins of the extremities. Varicose ulcerations; also as a lotion on lint. A rubber bandage or elastic stocking should also be worn.

VERTIGO.

FERR. PHOS.—Vertigo, or giddiness, from rush of blood to the head, with throbbing pain and flushed face.

KALI PHOS.—Dizziness, when from nervous causes or weakness. Vertigo, with anæmic conditions. Vertigo worse from rising and looking upward.

NATR. SULPH.—Vertigo arising from bilious derangements, yellow-coated tongue and bitter taste. Excess of bile.

NATR. PHOS.—Dizziness, with gastric derangements, acid conditions, etc.

CLINICAL CASES.**Natr. phos. cured Vertigo with vomiting:**

Dr. E. B. Rankin, of Washington, D. C., reports, in the *Southern Journal of Homœopathy*, April, 1886, a case of

vertigo of several weeks' standing, accompanied by vomiting of acid substances, cured by *Natr. phos.* in one week.

Kali phos. in Vertigo from rising :

A woman, æt. 64, came under my treatment, who had been for many years treated without success. She had taken steel-baths, a great many steel pills and drops, and quinine. She complained of a severe vertigo, felt mostly on rising from a sitting position and on looking upward. She was constantly in dread of falling, and did not venture to leave her room. I gave her all the usual remedies, without any benefit. At last I gave her, in May, 1875, two doses daily of Dr. Schuessler's *Kali phos.* I had the pleasure of seeing a rapid and decided cure following this. The patient can attend to her domestic duties; she can go out alone, even to distances, and is almost completely cured of her painful sensation of giddiness. (From Schuessler.)

VOMITING.

(See *Hemorrhage.*)

FERR. PHOS.—Vomiting of undigested food, sometimes with sour fluids (*Natr. phos.*, *Natr. mur.*). **Vomiting of bright-red blood**, which coagulates easily and quickly.

KALI MUR.—Vomiting of thick, white phlegm, or of dark, almost black blood, clotted and viscid.

NATR. MUR.—Vomiting of sour fluids. **Vomiting of watery, transparent mucus.** Water-brash, associated with constipation.

KALI PHOS.—Vomiting of dark substances like coffee-grounds.

NATR. PHOS.—Vomiting of sour or acid fluids, or curdy masses note also the coating on the back part of the tongue.

NATR. SULPH.—Vomiting of bile or bilious matter, with bitter taste in the mouth.

CALC. PHOS.—Vomiting, from non-assimilation of the food, periodically at a certain hour of the night. Infants vomit often and easily from cold drinks.

CALC. FLUOR.—Vomiting of undigested food, if *Ferr. phos.* does not give relief.

CLINICAL CASES.

Ferr. phos. in painless Vomiting:

F., æt. 54; had suffered for six months from vomiting of food. Some hours after dinner, unless it had consisted of milk foods, he would vomit it up painlessly and without exertion. The vomiting would be preceded by a shaking, as from a chill, and would occur with a gush. His appetite was good, and there was no other bad feeling. By moving about he could postpone the vomiting for about an hour. Immediately after vomiting he could eat more. On November, 17, 1888, he received *Ferr. phos.*, 6x, a dose morning and evening. On December 1st, he reported that he was entirely cured.

Calc. phos. for morning Vomiting:

Mrs. W., æt. 35; vomited food every morning at 4 o'clock; no pains; hot water relieved. After trying a great many remedies, without any good results, I gave *Calc. phos.*, 6x, five-grain dose before retiring; cured in one week.

Calc. phos. for midnight Vomiting:

Mrs. L., æt. 54; vomited food at midnight; no pain; *Calc. phos.*, 6x, soon gave relief. My theory in regard to these cases is that the food lay dormant in the stomach. Owing to the stomach not being able to properly digest the food, and after trying, in vain, to accomplish the task, its next best remedy was to cast it off. *Calc. phos.* strengthened the stomach, and also broke up the mass of food so the gastric juices might act upon it. (J. B. Chapman.)

Magnes. phos. in persistent Vomiting:

W. J. Martin, M.D., in the Transactions Penn. Hom. Med. Society, 1866, reports a case of persistent vomiting, accompanied by pains in the abdomen, cured by *Magnes. phos.*, after the ordinary homœopathic remedies had failed.

Ferr. phos., 6x, for painless Vomiting after meals:

A young girl, about 18, consulted me (so writes a student of medicine) for painless vomiting, which had existed for a long time, and occurred after almost every meal. The color of her face and the visible mucous membranes were pale. Menstruation was scanty and delayed. No other symptoms of importance; pregnancy was not present. I ordered *Ferr. phos.*, 6x. After a time I accidentally saw the patient again, and received the pleasing news that the vomiting had entirely disappeared from the commencement of the use of the remedy. (*Monatsblätter.*)

WARTS.

(*See Skin, Affections of.*)

WRITER'S CRAMP.

(*See Spasms, Etc.*)

MAGNES. PHOS.—Chief remedy for the cramps of the fingers of writers, violinists or pianists.

NATR. PHOS.—If of rheumatic origin, this remedy intercurrently (also *Calc. phos.*).

WHITLOW.

(*See Abscess.*)

WHOOPIING=COUGH.

This common disease is caused: *First*, By an accumulation of fibrine, and other organic matter, in connective tissue adjoining the bronchial tubes and also the glottis, and a thickening of the epiglottis. The salts that are found in connection with this organic matter have fallen below the standard in amount. *Second*, A great deficiency soon arises in the cell-salt magnesium phosphate, and probably calcium phosphate, which causes a contraction of muscular fibres and produces the spasmodic cough.

KALI MUR.—Principal remedy, if there is white-coated tongue or thick, white expectoration. Also spasmodic cough similar to whooping-cough, but without the whoop.

MAGNES. PHOS.—Whooping-cough, for the paroxysms of coughing ending in a whoop. A steady course of the remedy is necessary when the fits of coughing are very acute; dissolve the remedy in hot water. Chronic whooping-cough (alternate with *Kali mur.*).

KALI PHOS.—An intercurrent remedy in whooping-cough, for the symptoms of exhaustion, or in very nervous sensitive subjects.

FERR. PHOS.—Whooping-cough, for the febrile symptoms or vomiting of blood from excessive coughing.

KALI SULPH.—Whooping-cough, with characteristic expectoration.

NATR. MUR.—The expectoration will guide in the selection of this remedy.

CALC. PHOS.—Whooping-cough, after *Magnes. phos.*, or in obstinate cases, where the lime-salts are at fault.

CLINICAL CASES.

The family doctor gave her up:

In the spring of 1881, when there was an epidemic of whooping-cough amongst the children here, a little child of ten months was given up by the family doctor. I heard this from the father of the child, who was in great grief. He mentioned that the spasms, which occurred about ten times in the course of a day, were so severe that the little face became quite livid, blue and swollen. I at once gave *Magnes. phos.* One single powder moderated the spasms so forcibly that they returned only occasionally, and the attacks were quite mild. Five days later I gave *Kali phos.*, but without beneficial effect; then *Calc. phos.*, and it had no effect. As the paroxysms grew only worse for want of *Magnes. phos.*, I ordered it to be taken again, and in a very short time the spasms and whoop were gone, and the child recovered rapidly. (From the Rundschau.)

Kali sulph. in last stage of Whooping-Cough :

Child, æt. 18 months, in the last stage of whooping-cough, with blistered lips and mouth; black, thin, offensive stools five times a day; hard and tympanitic abdomen; wasted to a shadow, and given up to die by parents and physicians; got completely well from *Kali sulph.* (C. B. Knerr, M.D.)

Kali sulph.—immediate improvement :

Case in which *Kali sulph.* was given for whooping-cough, which immediately improved. The second day after taking the medicine he complained of a stiff neck. The head is inclined towards the left, and the left shoulder raised. Great pain in moving head from side to side, or backward, but can move it forward without pain. This continued seven days. (W. P. Wesselhoeft, M.D.)

WOMEN, DISEASES OF.

(See *Dysmenorrhœa*; *Leucorrhœa*; *Labor and Pregnancy*; *Metritis*; *Uterus, Diseases of.*)

WORMS.

NATR. PHOS.—The principal remedy for all kinds of worms, to destroy the excess of lactic acid upon which the worms live. Symptoms of acidity, in children, with pain in the bowels, picking of the nose, itching of the anus, restless sleep or grinding of the teeth are all signs of worms. A steady course of this remedy (3x) is necessary. For pin-worms, also an injection of a very strong solution of salt, in half a pint of warm water.

CALC. FLUOR.—Itching at the anus, from piles; frequently mistaken for pin-worms.

KALI MUR.—Small, white thread-worms, with itching of anus, white tongue, etc. (alternate with *Natr. phos.*).

FERR. PHOS.—Intestinal worms, with passing of undigested food. Febrile symptoms in worm troubles.

CLINICAL CASES.

Natr. phos. a worm remedy:

Dr. Schuessler recommends this drug as efficient in verminous affections. Dr. A. C. Kimball, of Barteville Station, Nebraska, reports a case in his practice with the following results: The patient, a boy aged 5 years, had spasms, and had been treated by several physicians, without benefit. After using *Natr. phos.* for six weeks, three times a day, he passed four feet three inches of tape-worm, much to the astonishment of all interested. This is the first recorded case of *Natr. phos.* producing such a result. It is believed that the entire worm was passed, there being no evidence of any remaining. *Natr. phos.* is especially efficient in cases of pin-worms.

YELLOW FEVER.

WHEN the real cause of an evil is not definitely known, it is attributed to some malignant source. When a person has an attack of diarrhoea, it is supposed to be caused by overeating or indigestion, or a sudden change of weather, or severe hot weather; but if the condition be so severe as to cause death, the world at once jumps to the conclusion that it is cholera and caused by the cholera germ. If one has a simple fever of a mild type, the doctor calls it bilious fever; but should the conditions antagonistic to health and life be great, if the skin turns yellow, and vomiting of a dark-brown or black substance set in, which quickly kills the patient, the scientific world declares a deadly germ to be the cause of the disease.

To show the ignorance that has prevailed in regard to the cause of yellow fever, I only need cite the fact that a few years ago the State Board of Health of Louisiana caused cannons to be fired in the streets of New Orleans, expecting the concussion to kill the germs of yellow fever and thus

"stamp out the disease." Yellow fever and cholera are almost exactly the same in their pathology and treatment, and they both require a temperature about 72 degrees, and are not found beyond 48 degrees of north latitude.

The Homœopathic Yellow Fever Commission of New Orleans, among other things, reported as follows:

"Some of the factors which seem to favor the development of yellow fever are: Low, swampy ground near the level of a tropical sea; long continuance of south and east winds; long continuance of a very high temperature, following heavy rains; aggregations of human beings, with the excreta of their bodies, in small places. A crowded and dirty ship may be the nidus for yellow fever, as well as a crowded and dirty city. Exposure of decaying vegetable and animal matter to a burning sun; inefficient drainage and the general accumulation of filth, especially the city garbage; deficiency of ozone in the atmosphere; pestilential exhalations from an upturned soil. While none of these named causes would excite an epidemic by itself, it is very probable that there is a concurrence of several of the above factors necessary to the generation of yellow fever. The yellow fever of domestic origin can only be prevented by local sanitary measures. So long as the public authorities ignore the crying evils at home and watch only for the enemy at the sea-side, we shall continue to be scourged with repeated epidemics of yellow fever. Quarantine may or may not keep out the tropical foe, but our utmost energies should be concentrated against the enemy which has been domiciliated in our households for nearly a century."

In yellow fever a vitiated condition of the bile causes an inflammation of the colon, which closes or partly closes that outlet. The excess of water in the blood, caused by a high temperature in a low district near the ocean or large bodies of water, is the primary cause of the disturbance in the liver. The bile and fluids of the liver and pancreas are then distributed through the body by absorption; the pores become closed and the kidneys cease, in a great measure, to perform


their functions; and the secretions of the body, thus held in check, rapidly decompose and produce the yellow skin and black vomit. The fever is simply heat, caused by nature's effort to supply the various parts of the body with enough oxygen and inorganic material from the limited amount on hand. All fevers are produced by this same cause; but other causes—different states of atmosphere and planetary and electrical conditions—produce different symptoms, hence, arise the multitude of names.

Natr. sulph., 3x or 6x, will prevent yellow fever by furnishing the blood with the tools to eliminate the excess of water taken in through the lungs by breathing an atmosphere heavily charged with moisture. To cure the condition, enemas of hot water should be given, slightly salty, in sufficient quantity to thoroughly flush the entire colon. The colon ascending should be filled with the water, in order to reduce the inflammation and again admit of the natural outflow of feces. Natr. sulph. should be given in alternation with Ferr. phos. and Kali sulph. As soon as the disease is checked and perspiration sets in, drop the Ferr. phos. and Natr. sulph., and give Kali mur. and Calc. phos. The potassium chloride molecules form new bile, and the lime-salts new gastric juice.

When the actions of the tissue remedies are fully understood, disease will be known simply as a deficiency of certain inorganic salts. Then every one will have the cure in their own hands, quarantine will be unknown, and names of different conditions caused by deficiencies will be of no moment in the scientific world.

FERR. PHOS.—For the febrile conditions, in alternation with *Natr. sulph.*, the chief remedy.

NATR. SULPH.—**Greenish-yellow, brown or black vomit. Severe bilious symptoms.** Other remedies must be given in alternation with this, **the chief remedy**, when corresponding symptoms arise.



PART IV.

REPERTORY.

HEAD SYMPTOMS.

- Asthenic conditions:** *Kali phos.*
Bald spots: *Calc. phos.*
Blood tumors, on head: *Calc. fluor.*
Brain, anæmic conditions of: *Kali phos.*
 concussion of: *Kali phos.*
 to prevent dropsy of: *Calc. phos.*
 violent pains at base of: *Natr. sulph.*
 water on: *Kali phos.*
Cold applications relieve: *Ferr. phos.*
Crawlings over head, with cold sensations: *Calc. phos.*
Crusta lactea: *Calc. sulph.*
Crusts, yellow, on scalp: *Calc. sulph.*
Dandruff: *Natr. mur., Kali sulph.*
Dilated pupils: *Kali phos.*
Discharges of a sanious nature: *Calc. sulph.*
Dizziness, from cerebral causes: *Kali phos.*
Dropsy of brain, to prevent: *Calc. phos.*
Eruptions on scalp, with mattery contents: *Natr. mur.*
Fontanelles, closure of, delayed: *Calc. phos.*
 reopening of: *Calc. phos.*
Giddiness, with gastric derangements: *Natr. phos*
Gone sensation at stomach: *Kali phos.*
Hair, falling of: *Kali sulph., Silicea.*
 loss of: *Calc. phos.*
 pulling causes pain: *Ferr. phos.*
Hawking of thick, white mucus: *Kali mur.*

Head, cold to touch: *Calc. phos.*

inability to hold up: *Calc. phos.*

involuntary shaking of: *Magnes. phos., Kali phos.*

rheumatic pains in: *Magnes. phos.*

sore to touch: *Ferr. phos.*

suppurations of: *Calc. sulph.*

sweat on, of children: *Calc. phos., Silicea.*

trembling of: *Magnes. phos.*

tumors on, in new-born infants: *Calc. fluor.*

ulceration on bony surface of: *Calc. fluor.*

ulcers on top of: *Calc. phos.*

Headache, bruising, throbbing, beating: *Ferr. phos*

accompanied by:

chills up and down spine: *Magnes. phos.*

cold feeling on head: *Calc. phos.*

confusion: *Kali mur.*

constipation: *Natr. mur.*

drowsiness: *Natr. mur.*

dull, heavy: *Ferr. phos.*

dull, heavy, hammering: *Natr. mur.*

feeling as if skull were too full: *Natr. phos.*

frothy coating on tongue: *Natr. mur.*

hysteria: *Kali phos.*

inability for thought: *Kali phos.*

intermittent and spasmodic pains: *Magnes.
phos.*

loss of strength: *Kali phos.*

nodules, on head: *Silicea.*

pain in temples: *Ferr. phos., Natr. phos.*

over eye: *Ferr. phos.*

in stomach: *Natr. phos.*

on top of head: *Ferr. phos.*

profusion of tears: *Natr. mur.*

prostrated feeling: *Kali phos.*

restlessness and nervousness at puberty: *Calc.
phos.*

rush of blood to head: *Ferr. phos.*

Headache, accompanied by sharp, shooting pains: *Magnes. phos.*

suffused eyes: *Ferr. phos.*

tearful mood: *Kali phos.*

thick white coating on the tongue: *Kali mur.*

unrefreshing sleep: *Natr. mur.*

vomiting of frothy phlegm: *Natr. mur.*

weariness: *Kali phos.*

yawning and stretching: *Kali phos.*

after taking thick sour milk: *Natr. phos.*

aggravated by mental work: *Calc. phos.*

in evening: *Kali sulph.*

heated room: *Kali sulph.*

near sutures: *Calc. phos.*

when alone: *Kali phos.*

from loss of sleep: *Kali phos.*

mental work: *Kali phos.*

in nervous subjects: *Kali phos.*

neuralgic: *Kali phos.*

with humming in the ears: *Kali phos.*

of girls at puberty: *Natr. mur., Calc. phos.*

nervous character, with illusions of light: *Magnes. phos.*

on awakening in morning: *Natr. phos.*

crown of head: *Natr. phos.*

top of head, with pressure: *Natr. phos.*

with heat: *Natr. phos.*

relieved by cheerful excitement: *Kali phos.*

cool air: *Kali sulph.*

rheumatic, evening aggravations: *Kali sulph.*

sick, from sluggish action of liver: *Kali mur.*

with bitter taste in mouth: *Natr. sulph.*

vomiting of sour fluids: *Natr. phos.*

undigested food: *Natr. phos., Ferr. phos.*

Mouth, bitter taste in: *Natr. sulph.*

Neck, sharp pain in nape of: *Magnes. phos.*

Noises in head when falling asleep: *Kali phos.*

Nose-bleed relieves: *Ferr. phos.*

Pain, aggravated by cold: *Magnes. phos.*

relieved by cheerful excitement: *Kali phos.*

gentle motion: *Kali phos.*

heat: *Magnes. phos.*

Scalp, eruption on: *Silicea.*

inflammatory conditions of: *Ferr. phos.*

nodules on: *Silicea.*

painful, pustules on: *Silicea.*

sensitive: *Silicea.*

sore to touch: *Silicea.*

suppurations of, discharge yellow and purulent: *Calc. sulph.*

tight sensations of: *Calc. phos.*

white scales on: *Natr. mur., Kali mur., Kali sulph.*

Skull, thin and soft: *Kali phos.*

Sleeplessness: *Kali phos.*

Spasmodic symptoms and delirium: *Ferr. phos.*

Spinal Meningitis: *Natr. sulph.*

Spirits, hopeless, dejected: *Natr. sulph.*

Sun-stroke: *Natr. mur.*

Tic Douloureux: *Calc. phos., Ferr. phos., Magnes. phos.*

Tongue, dirty coating on: *Natr. sulph.*

greenish-brown coating on back part of: *Natr. sulph.*

greenish-gray coating on: *Natr. sulph.*

Vertigo: *Calc. phos., Ferr. phos.*

from exhaustion: *Kali sulph., Ferr. phos.*

Vomiting of white phlegm: *Kali mur.*

Wounds, suppurating, with thick yellow discharge: *Silicea.*

MENTAL SYMPTOMS.

Anxious about future: *Calc. phos.*

Backwardness: *Kali phos.*

Brain, congestion of, from any cause: *Ferr. phos.*

rush of blood to, causing delirium: *Ferr. phos.*

softening of: *Kali phos.*

Brain-fag, from overwork: *Kali phos.*

Cerebritis: *Ferr. phos.*

Children, crossness of: *Kali phos.*

crying and screaming: *Kali phos.*

ill-tempered: *Kali phos.*

peevish and fretful: *Calc. phos.*

screaming of, at night, during sleep: *Kali phos.*

somnambulism in: *Kali phos.*

Delirium, accompanied by frothy appearing tongue: *Natr. mur.*

muttering and wandering: *Natr. mur.*

during febrile diseases: *Kali phos.*, *Ferr. phos.*,
Natr. mur.

low, in typhoid fever: *Natr. mur.*

typhus fever: *Natr. mur.*

tremens: *Natr. mur.*, *Ferr. phos.*, *Kali phos.*

Depressed spirits: *Kali phos.*, *Calc. phos.*, *Natr. mur.*

Desires solitude: *Calc. phos.*

Despondent moods: *Natr. mur.*, *Natr. sulph.*, *Silicea.*

Discouraged, feels: *Natr. sulph.*

Dizziness: *Ferr. phos.*

Fainting of nervous sensitive persons: *Kali phos.*

tendency to: *Kali phos.*

Fits of crying: *Kali phos.*

laughing: *Kali phos.*

Grasping at imaginary objects: *Kali phos.*

Home-sickness: *Kali phos.*

Hopeless, with dejected spirits: *Natr. mur.*

Hyperæmia: *Ferr. phos.*

Illusions, mental: *Magnes. phos.*, *Kali phos.*

Impatience and nervousness: *Kali phos.*

Insanity: *Kali phos.*

Irritable: *Kali phos.*

Irritation, due to biliousness: *Natr. sulph.*

Life, disgusted with: *Silicea.*

looks on the dark side of: *Kali phos.*

Melancholy: *Natr. mur.*, *Kali phos.*

Memory, poor: *Calc. phos.*, *Kali phos.*, *Magnes. phos.*

Mental abstraction: *Silicea.*

Mental disorders, in general: *Kali phos.*

Mind, wanders from one subject to another: *Calc. phos.*

Moods, anxious: *Kali phos.*

 gloomy: *Kali phos.*

 maniacal: *Ferr. phos.*

Overstrain, from mental employment: *Kali phos.*

Puerperal mania: *Kali phos.*

Self-abuse, mind weak in those practicing: *Calc. phos.*

Sensitiveness: *Kali phos.*

Shyness: *Kali phos.*

Sleeplessness: *Natr. mur.*

Stupor: *Natr. mur.*

Suicide, tendency to: *Natr. sulph.*

 with wildness and irritability: *Natr. sulph.*

Thought, cannot concentrate: *Calc. phos.*

 difficulty of: *Silicea.*

Visions, haunted by, of the past: *Kali phos.*

Weeps easily: *Natr. mur.*

Worse after disappointment. *Calc. phos.*

 grief: *Calc. phos.*

 in damp weather: *Natr. sulph.*

 morning: *Natr. sulph.*

EYE SYMPTOMS.

Acute inflammation of eyes: *Ferr. phos.*

 pain in eyes, worse from motion: *Ferr. phos.*

 use: *Ferr. phos.*

Agglutination of lids in morning: *Natr. phos.*

Asthenopia, muscular: *Natr. mur., Magnes. phos.*

Blurred vision, after straining eye: *Calc. fluor*

Boils around eyelids: *Silicea.*

Burning of edges of lids: *Natr. sulph.*

Cataract of eye: *Calc. fluor.*

 after suppressed foot-sweats: *Silicea.*

 eruptions: *Silicea.*

 dimness of crystalline lens: *Kali sulph., Natr. mur.*

Colors before eyes: *Magnes. phos.*

Conjunctivitis, chronic, with blister-like granulations on lids:

Natr. sulph.

with lachrymation: *Natr. mur.*

mucous secretions: *Natr. mur.*

Conjunctiva, yellow: *Natr. sulph.*

Cornea, abscess of the, for pain: *Ferr. phos., Calc. sulph.*

blisters on: *Natr. mur.*

crusts on eyelids, yellow: *Kali sulph.*

inflammation of, with thick yellow discharge: *Calc. sulph.*

Diplopia: *Magnes. phos.*

Discharge, golden-yellow, creamy: *Natr. phos.*

thick white mucus: *Kali mur.*

yellow: *Calc. sulph.*

greenish, serous: *Kali sulph.*

slimy secretions: *Kali sulph.*

Drooping of lids: *Kali phos., Magnes. phos.*

Dry inflammation of eyes: *Ferr. phos.*

Excited appearance of eye: *Kali mur.*

Eyes, blood-shot: *Ferr. phos.*

Eyeballs, ache: *Calc. phos.*

pain in the, relieved by resting eyes: *Calc. fluor.*

Eyelids, specks of matter on: *Kali mur.*

yellow, mattery scabs on: *Kali mur.*

Granulations on eyelids: *Ferr. phos., Kali mur.*

Hypopyum: *Calc. sulph.*

Illusion of sense of sight: *Magnes. phos.*

Indurations around eyelids: *Silicea.*

Inflammation of eye, thick yellow discharge: *Silicea.*

in measles: *Ferr. phos.*

suppurative stage: *Calc. sulph.*

Lachrymal-ducts, disease of: *Silicea.*

fistula of: *Silicea.*

occlusion of, from cold: *Natr. mur.*

Lachrymation, from weakness: *Natr. mur.*

on going into open air: *Natr. mur.*

when wind strikes eye: *Natr. mur.*

- Lachrymation, with fresh colds:** *Natr. mur.*
neuralgic pains in eye: *Natr. mur.*, *Magnes. phos.*
- Lids, hot feeling of:** *Calc. phos.*
- Light, great intolerance of:** *Ferr. phos.*, *Calc. phos.*
sensitive to artificial: *Calc. phos.*, *Magnes. phos.*
- Neuralgic pains in eyes:** *Calc. phos.*
- Optic nerve, dullness of sight, from weakness of:** *Kali phos.*,
Magnes. phos.
- Pupils, contracted:** *Magnes. phos.*
dilate during disease: *Kali mur.*
- Retinitis, in first stages of:** *Ferr. phos.*
third stages of: *Calc. sulph.*
with exudation: *Kali mur.*
- Retina, paralysis of:** *Kali phos.*, *Calc. phos.*
- Scrofulous condition of eyes:** *Natr. mur.*
subjects, inflammation of eyes in: *Calc. phos.*
- Smarting secretions, with tears:** *Natr. mur.*
- Sparks before eyes:** *Magnes. phos.*
- Spasms of eyelids:** *Calc. phos.*
- Spasmodic twitching of lids:** *Magnes. phos.*, *Calc. phos.*
- Squinting:** *Calc. phos.*, *Magnes. phos.*
after diphtheria: *Kali phos.*
caused by irritation, from worms: *Natr. phos.*
- Staring appearance of eyes:** *Kali mur.*
- Sty on lids:** *Silicea.*
- Ulcers, deep-seated, of the cornea:** *Calc. sulph.*
superficial, flat, arising from a vesicle: *Kali mur.*

EAR SYMPTOMS.

- Boils around external ear:** *Silicea.*
- Catarrh of ear, causing deafness:** *Kali sulph.*
involving eustachian tubes: *Kali sulph.*
middle ear: *Ferr. phos.*, *Kali mur.*
- Cracking noises in ear on blowing nose:** *Kali mur.*
swallowing: *Kali mur.*
- Cutting pain under ears:** *Kali sulph.*

Cystic tumors around ear: *Silicea*.

Deafness, accompanied by evening aggravation: *Kali sulph.*

exhaustion of nervous system: *Kali phos.*

thick yellow discharge: *Calc. sulph.*

from inflammatory action: *Ferr. phos.*

swelling of eustachian tubes: *Natr. mur.*, *Kali mur.*, *Silicea*, *Kali sulph.*

external ear: *Kali sulph.*

thickening of drum membrane: *Kali mur.*

want of nervous perception: *Kali phos.*

Discharges, foul, ichorous, offensive: *Kali phos.*

mixed with blood: *Kali phos.*

sanious: *Kali phos.*

thick, yellow, bloody: *Calc. sulph.*

Dullness of hearing, from diseases of the auditory nerve fibres:

Magnes. phos.

swelling of tympanic cavity: *Silicea*.

with noises in head: *Kali phos.*

Ear affections, involving bones: *Calc. fluor.*

periosteum: *Calc. fluor.*

with excessive secretions of saliva: *Natr. mur.*

Ears, swollen, burning, itching: *Calc. phos.*

Earache, accompanied by albuminous discharge: *Calc. phos.*

beating, throbbing pain: *Ferr. phos.*

excoriating discharge: *Calc. phos.*

gray or white-furred tongue: *Kali mur.*

lightning-like pain through ears: *Natr. sulph.*

swelling of eustachian tube: *Kali mur.*

glands: *Kali mur.*

tonsils: *Kali mur.*

yellow, mattery discharge: *Kali sulph.*

aggravated by cold: *Magnes. phos.*

damp weather: *Natr. sulph.*

of nervous character: *Magnes. phos.*

spasmodic character: *Magnes. phos.*

relieved by heat: *Magnes. phos.*

External meatus swollen: *Silicea*.

- Exudations from ear, thick, white and moist: *Kali mur.*
 Glands around ear swollen: *Kali mur.*, *Calc. sulph.*
 of neck swollen: *Calc. sulph.* .
 Granulations around ear: *Kali mur.*
 Noises in ears and head, with confusion: *Kali phos.*
 like running water: *Ferr. phos.*
 Otitis, for fever and pain: *Ferr. phos.*
 with thick yellow discharge: *Silicea.*
 thin bright-yellow, organic secretions: *Kali sulph.*
 Otorrhœa, with caries of mastoid: *Silicea.*
 Outer ear sore and scabby: *Natr. phos.*
 with creamy discharge: *Natr. phos.*
 Scabs, with creamy, yellow appearance: *Natr. phos.*
 Scrofulous persons, swollen glands: *Calc. phos.*
 Sharp pain under ears: *Kali sulph.*
 Stitching pain in ear: *Ferr. phos.*
 Tympanitis: *Ferr. phos.*
 Ulceration of ears: *Kali phos.*

NOSE SYMPTOMS.

- Bleeding from nose in delicate persons: *Kali phos.*
 Bleed, predisposition to, in anæmic persons: *Natr. mur.*, *Kali phos.*, *Ferr. phos.*
 apoplectic persons: *Ferr. phos.*
 Boils on edges of nostrils: *Silicea.*
 Burning in nose: *Natr. sulph.*
 Caries of nasal bones: *Silicea.*
 Catarrh, accompanied by fever: *Ferr. phos.*
 acute or chronic, with shiny yellow, greenish discharges: *Kali sulph.*
 aggravated in evening: *Kali sulph.*
 warm room: *Kali sulph.*
 chronic, with purulent discharges from anterior or posterior nares: *Kali sulph.*, *Silicea.*
 of anæmic persons: *Natr. mur.*
 with fetid discharges: *Kali phos.*
 salty mucus: *Natr. mur.*

- Catarrh, with stuffy sensation:** *Kali mur.*
white, not transparent phlegm: *Kali mur.*
- Coryza, initiatory stage:** *Ferr. phos.*
stage of resolution: *Calc. sulph.*
with albuminous discharge: *Calc. sulph.*
dry, harsh skin: *Kali sulph.*
mattery, slimy discharge: *Natr. mur.*
- Discharge, albuminous:** *Calc. phos.*
clear, mattery, transparent mucus: *Natr. mur.*
fetid: *Kali phos.*
slimy, yellow, watery, greenish: *Kali sulph.*
thick and white: *Kali mur.*
yellow, fetid: *Silicea.*
lumpy, green: *Calc. fluor.*
purulent, bloody: *Calc. sulph.*
yellow, creamy: *Natr. phos.*
- Diseases of nose affecting bones:** *Calc. fluor.*
- Dryness of nose, with scabbing:** *Natr. mur., Silicea.*
in nose: *Natr. sulph.*
- Edges of nostrils itch:** *Silicea.*
- Hawking and spitting, constant:** *Calc. phos.*
- Hay fever:** *Natr. mur.*
- Head, cold in, with yellow, creamy discharge:** *Natr. phos.*
- Influenza, with sneezing:** *Natr. mur.*
watery discharge from eyes and nose: *Natr. mur.*
- Itching of tip of nose:** *Silicea.*
the nose: *Natr. phos.*
- Loss of sense of smell:** *Natr. mur.*
not from cold: *Magnes. phos.*
- Nasal catarrh:** *Natr. sulph.*
polypi, large and pedunculated: *Calc. phos.*
- Nose, inflamed at edges of nostrils:** *Silicea.*
swollen: *Calc. phos.*
- Ozæna, affecting periosteum:** *Silicea.*
submucous connective tissues: *Silicea.*
syphilitica: *Natr. sulph.*
worse in damp weather: *Natr. sulph.*

Ozæna, with offensive lumpy discharges: *Calc. fluor., Kali phos., Silicea.*

foul odor: *Silicea, Kali phos.*

Perversion of sense of smell, not from cold: *Magnes. phos.*

Pharynx, dryness and rawness of: *Natr. mur.*

Picks at nose: *Natr. phos.*

Posterior nares, dropping of watery salty secretions from:
Natr. mur., Calc. phos.

tough, albuminous mucus from: *Calc. phos.*

Pus changes to green when exposed to light: *Natr. sulph.*

Sneezing: *Natr. mur.*

Stuffy cold in head, with yellow, lumpy, green discharges:
Calc. fluor.

with collection of greenish mucus: *Kali sulph., Silicea.*

Takes cold easily: *Ferr. phos., Calc. phos.*

Tips of nose red: *Silicea.*

Tongue coated white or gray: *Kali mur.*

FACE SYMPTOMS.

Anæmic face: *Calc. phos.*

Beard, tender pimples under: *Calc. sulph.*

with bloody secretions: *Calc. sulph.*

Blotches on face, come and go suddenly: *Natr. phos.*

Cancer of face: *Kali sulph.*

Caries of bones of jaw: *Silicea.*

Cellular tissues, indurations of, after boils: *Silicea.*

Chaps of lips: *Calc. fluor.*

Cheek swollen and painful: *Kali mur.*

Chlorosis: *Natr. mur.*

Chlorotic face: *Calc. phos.*

Creeping pains in face: *Calc. phos.*

Dirty-looking face: *Calc. phos.*

Eating, perspiration of, while: *Natr. phos.*

Erysipelas, for inflammation and pain: *Ferr. phos., Natr. sulph*

smooth, red, shining, swelling: *Natr. sulph.*

- Face, bloated, without fever: *Natr. phos.*
flushed, cold sensation at nape of neck: *Ferr. phos.*
livid: *Kali phos.*
pale, sickly, sallow: *Kali phos.*, *Calc. phos.*
pallid and pale: *Ferr. phos.*
red, without fever: *Natr. phos.*
- Faceache, accompanied by constipation: *Natr. mur.*
flow of tears: *Natr. mur.*
rheumatic pains: *Magnes. phos.*
small lumps on face: *Silicea.*
vomiting of clear mucus: *Natr. mur.*
from swelling of cheek: *Kali mur.*
gums: *Kali mur.*
- Feeling of coldness of face: *Calc. phos.*
numbness of face: *Calc. phos.*
- Florid complexion: *Ferr. phos.*
- Freckles: *Calc. phos.*
- Frothy bubbles at edge of tongue: *Natr. mur.*
- Grinding pain in face: *Magnes. phos.*, *Calc. phos.*
- Growths on cheek-bones: *Calc. fluor.*
- Hard swelling on cheek, with toothache: *Calc. fluor.*
- Headache, with flushed, burning face: *Ferr. phos.*
- Heat in face: *Calc. phos.*
- Jaundiced face: *Natr. sulph.*
- Lightning-like pains in face: *Magnes. phos.*
- Lupus: *Calc. phos.*
discharge of thick matter: *Silicea.*
- Necrosis of bones of jaw: *Silicea.*
- Neuralgia, accompanied by flow of tears: *Natr. mur.*
shifting pains: *Magnes. phos.*, *Kali sulph.*
shooting pains: *Magnes. phos.*
spasmodic pains: *Magnes. phos.*
aggravated by being in heated room: *Kali sulph.*
cold: *Magnes. phos.*
in the evening: *Kali sulph.*
touch: *Magnes. phos.*
from exhaustion of nervous system: *Kali phos.*

Neuralgia, relieved by being in cool air: *Kali sulph.*

hot applications: *Magnes. phos.*

Nodules on face: *Calc. sulph.*

Nose cold: *Calc. fluor.*

Osseous lumps on jaw: *Calc. fluor.*

Pains and heat in face: *Ferr. phos.*

cold applications soothe: *Ferr. phos.*

Pale face of difficult teething children: *Calc. phos.*

Pimples on face, mattery: *Calc. sulph.*

at age of puberty: *Calc. sulph.*, *Calc. phos.*

Rheumatism of face: *Calc. phos.*

worse at night: *Calc. phos.*

Skin cold and clammy: *Calc. phos.*

Sour acid risings: *Natr. phos.*

Swellings on face: *Calc. sulph.*

Sycosis: *Natr. mur.*

Tearing pain in face: *Magnes. phos.*, *Calc. phos.*

Tongue, covered with clear mucus: *Natr. mur.*

cream-colored: *Natr. phos.*

Whiskers fall out: *Natr. mur.*

White about mouth and nose: *Magnes. phos.*

MOUTH SYMPTOMS.

Acid taste in mouth: *Natr. phos.*

Aphthæ, with flow of saliva: *Natr. mur.*

Bad taste in mouth: *Natr. sulph.*

in morning: *Calc. phos.*

Begins speaking with teeth closed: *Magnes. phos.*

Bitter taste in mouth: *Natr. sulph.*

Canker of lips: *Kali mur.*

mouth: *Kali mur.*

Catarrh of mouth and pharynx, with watery discharges:

Natr. mur.

Constant spitting of frothy mucus: *Natr. mur.*

Cracked lips: *Calc. fluor.*

Creamy, golden-yellow exudation from tonsils and pharynx:

Natr. phos.

Creamy, yellow coating at back part of roof of mouth: *Natr. phos.*

Disgusting taste in mouth in morning: *Calc. phos.*

Dryness of upper lip: *Kali sulph.*

Epithelial cancer of lips: *Kali sulph.*

Gangrenous canker of mouth: *Kali phos.*

Glands and gums swollen: *Kali mur.*

swelling of, under tongue: *Natr. mur.*

Gums hot, swollen and inflamed: *Ferr. phos.*

Hard swelling on jaw-bones: *Calc. fluor.*

Hawking, constant, of foul, slimy mucus from trachea and stomach: *Natr. sulph.*

Inflammation of salivary glands, when secreting saliva: *Natr. mur.*

Lock-jaw: *Magnes. phos.*

Mouth full of thick, greenish-white, tenacious slime: *Natr. sulph.*

Purulent secretions in diseases of mouth: *Calc. sulph.*

Ranula: *Natr. mur.*

Rawness of mouth: *Kali mur.*

Saliva, excess of, during disease: *Natr. mur.*

Salivation: *Natr. mur.*

Skin peels off in large flakes: *Kali sulph.*

Sour taste in mouth: *Natr. phos.*

Spasms, tampering: *Magnes. phos.*

Speaks slowly: *Magnes. phos.*

Stomatitis: *Ferr. phos.*

accompanied by bad taste in mouth: *Kali phos.*

fetid, offensive breath: *Kali phos.*

Suppuration of glands of mouth: *Silicea.*

Tetanic spasms: *Magnes. phos.*

Thrush in children: *Kali mur.*

with much saliva: *Natr. mur.*

Twitching, spasmodic, of lips: *Magnes. phos.*

mouth: *Magnes. phos.*

Water canker: *Kali phos.*

TONGUE.

- Bitter taste in mouth: *Natr. sulph.*
Blisters on tip of tongue: *Natr. mur.*, *Calc. phos.*
Breath, offensive: *Kali phos.*
Chronic swelling of: *Calc. fluor.*
Clean and red: *Ferr. phos.*
Cling to roof of mouth, feels as if it would: *Kali phos.*
Coating, clear, slimy, watery, on: *Natr. mur.*
 dirty, greenish-gray, on root of: *Natr. sulph.*
 golden-yellow, on back part of: *Natr. phos.*
 grayish-white, of: *Kali mur.*
 like stale brownish liquid mustard, on: *Kali phos.*
 moist, creamy, on back part of: *Natr. phos.*
 yellow and slimy, on: *Kali sulph.*
Cracked appearance of: *Calc. fluor.*
Dark-red and inflamed: *Ferr. phos.*
Dry in the morning: *Kali phos.*
Dryish or slimy: *Kali mur.*
Dryness of, in low fevers, with watery discharges from bowels:
 Natr. mur.
Frothy bubbles on edges of: *Natr. mur.*
Hardening of: *Silicea.*
Induration of, after inflammations: *Silicea*, *Calc. fluor.*
Inflammation of, for swelling: *Ferr. phos.*, *Kali mur.*
 with exhaustion: *Kali phos.*
 when suppurating: *Silicea*, *Calc. sulph.*
Numbness of: *Calc. phos.*
Pimples on tip of: *Calc. phos.*
Swollen: *Kali mur.*, *Calc. phos.*
Stiffness of: *Calc. phos.*
Ulcers on: *Silicea.*

TEETH.

- Children grind teeth during sleep: *Natr. phos.*
Convulsions during dentition: *Magnes. phos.*
Cramps during dentition: *Magnes. phos.*

Decay of teeth as soon as they appear: *Calc. phos.*

Enamel, brittle: *Calc. fluor.*

rough and thin: *Calc. fluor.*

Gastric derangements during teething: *Natr. phos.*

Gums bleed easily: *Kali phos.*

pale: *Calc. phos.*

predisposition of, to bleed: *Kali phos.*

Gum-boil on jaw: *Silicea.*

before pus begins to form: *Kali mur.*

Infants, teething of, with drooling: *Natr. mur.*

Nervous chattering of teeth: *Kali phos.*

Neuralgia of teeth: *Natr. mur.*

Rapid decay of teeth: *Calc. fluor.*

Retarded dentition: *Calc. phos.*

Seam, bright-red, on gums: *Kali phos.*

Sockets, teeth loose in: *Calc. fluor.*

Teeth sensitive to cold air: *Magnes. phos.*

touch: *Magnes. phos.*

tender, due to looseness: *Calc. fluor.*

Toothache, accompanied by deep-seated pain in periosteum:
Silicea.

excessive flow of tears: *Natr. mur.*

saliva: *Natr. mur.*

neuralgia of face: *Magnes. phos.*

rheumatic pains: *Magnes. phos.*

sharp, shooting pains: *Magnes. phos.*

spasmodic pains: *Magnes. phos.*

swelling of gums or cheeks: *Kali mur., Ferr.*
phos.

ulceration: *Silicea.*

after exhaustion: *Kali phos.*

mental labor: *Kali phos.*

aggravated by being in warm room: *Kali sulph.*

hot liquids: *Ferr. phos.*

in evening: *Kali sulph.*

motion: *Ferr. phos.*

from chilling feet: *Silicea.*

Toothache, from loss of sleep: *Kali phos.*

in nervous subjects: *Magnes. phos., Kali phos.*

relieved by being in open air: *Kali sulph.*

cold applications: *Ferr. phos.*

liquids: *Ferr. phos.*

gentle motion: *Kali sulph.*

hot applications: *Magnes. phos.*

Ulceration of roots of teeth: *Calc. sulph.*

with swelled gums and cheeks: *Calc. sulph.*

THROAT SYMPTOMS.

Catarrh, chronic dropping of mucus from posterior nares to:

Calc. phos.

of pharynx: *Natr. sulph.*

Clergyman's sore throat, when due to irritation: *Ferr. phos.*

Choking on attempting to swallow: *Magnes. phos.*

Constricted feeling of: *Magnes. phos.*

Croup, in last stages: *Kali phos.*

Deglutition, painful: *Calc. phos.*

Diphtheria: *Kali mur.*

after-effects of: *Kali phos.*

with weakness of sight: *Kali phos.*

partial paralysis: *Kali phos.*

face puffy and pale: *Natr. mur.*

flow of saliva: *Natr. mur.*

in first stage: *Ferr. phos.*

involving trachea: *Calc. fluor.*

vomiting of clear water: *Natr. mur.*

greenish water: *Natr. sulph.*

with drowsiness: *Natr. mur.*

Dry, red and inflamed: *Ferr. phos.*

Enlargement of the: *Calc. fluor., Natr. mur.*

Gangrenous condition of: *Kali phos.*

Glands painful, aching: *Calc. phos.*

Goitre: *Silicea, Calc. phos.*

with mattery symptoms: *Calc. phos., Natr. mur.*

Hoarseness, constant: *Calc. phos.*

- Inflammation of mucous membrane of, with mattery secretions: *Natr. mur.*
- Larynx, burning and soreness in: *Calc. phos.*
 closing of, by spasm: *Magnes. phos.*
- Loss of voice: *Kali mur.*
 from strain: *Ferr. phos.*
- Lump in, on swallowing: *Natr. sulph.*
- Mumps, when mattery symptoms are present: *Natr. mur.*
 with swelling of testicles: *Kali mur.*
- Neck, thin, with chlorotic condition: *Natr. mur.*
- Nervous prostration, in disease of: *Kali phos.*
- Pharynx, burning and soreness in: *Calc. phos.*
- Quinsy, acute and chronic: *Ferr. phos., Kali mur.*
- Raw feeling in: *Natr. phos.*
- Relaxed condition of: *Calc. fluor.*
- Relaxation of blood-vessels of: *Calc. fluor.*
- Scraping of, when talking: *Calc. phos.*
- Sticking pain in, on swallowing: *Calc. phos.*
- Shrill voice, coming on suddenly while speaking: *Magnes. phos., Kali phos.*
- Singers' sore throat: *Ferr. phos.*
- Sore throat, with excessive dryness: *Natr. mur.*
 too much saliva: *Natr. mur.*
- Speakers' sore throat: *Ferr. phos.*
- Speech, slow, indicating paralysis: *Kali phos.*
- Spasms of the throat: *Magnes. phos.*
- Spasmodic cough: *Magnes. phos.*
- Suppuration of throat: *Calc. sulph.*
 to prevent: *Calc. sulph.*
- Thirst, with dry mouth: *Calc. phos.*
 tongue: *Calc. phos.*
- Tonsils, chronic enlargement of: *Calc. phos.*
 creamy, yellow, moist coating on: *Natr. phos.*
 gray-white patches on: *Kali mur.*
 inflamed: *Natr. phos., Ferr. phos.*
- Tonsillitis, after pus has begun to form: *Silicea.*
- Ulcerations, with thick yellow discharges: *Silicea.*

Ulcerated throat, with fever and pain: *Ferr. phos.*

white or gray patches: *Kali mur.*

Uvula, elongated, causing tickling cough: *Calc. fluor., Natr. phos.*

relaxed, with much saliva in: *Natr. mur., Calc. fluor.*

Vocal cords, paralysis of: *Kali phos.*

Windpipe, spasmodic closing of: *Magnes. phos.*

GASTRIC SYMPTOMS.

Acid drinks aggravate: *Magnes. phos.*

Appetite not satisfied: *Kali phos.*

Belching brings back taste of food: *Ferr. phos.*

wind relieves: *Calc. phos.*

Bilious colic: *Natr. sulph.*

Biliousness from too much bile: *Natr. sulph.*

Bitter taste in mouth: *Natr. sulph.*

Bloated, stomach feels: *Calc. phos.*

Blood, vomit of dark, clotted: *Kali mur.*

bright-red: *Ferr. phos.*

Burning in stomach: *Calc. phos., Kali mur., Ferr. phos.*

Clear, frothy, transparent coating on tongue: *Natr. mur.*

Coffee-ground vomit: *Natr. phos.*

Cold drinks relieve: *Ferr. phos.*

aggravate: *Calc. phos., Magnes. phos.*

Constipation, with water-brash: *Natr. mur.*

Cough, with pain in left hypochondriac region: *Natr. sulph.*

Craving for salt or salty food: *Natr. mur.*

Distress about heart: *Kali phos.*

Dizziness: *Natr. sulph.*

Dread of hot drinks: *Kali sulph.*

Dyspepsia: *Natr. mur.*

accompanied by acid risings: *Natr. phos.*

flushed face: *Ferr. phos.*

chronic: *Silicea.*

Eating, pain after: *Natr. phos.*

Eructations: *Silicea.*

Evacuations, bilious, green: *Natr. sulph.*

Excess of saliva: *Natr. mur.*

Eyeballs, yellow: *Natr. sulph.*

Eyes, large: *Kali mur.*

Fatty food disagrees: *Kali mur.*

Flatulence, with distress about heart: *Kali phos.*

Food aggravates: *Calc. phos.*

causes pain: *Natr. phos.*

distresses: *Calc. phos.*

persistent vomiting of: *Ferr. phos.*

Fullness at pit of stomach: *Kali sulph.*

Gastric derangements causing flatulence: *Natr. phos.*

giddiness: *Natr. phos.*

Gastritis, accompanied by abrasions: *Natr. phos.*

catarrh, with yellow, slimy-coated tongue:

Kali sulph.

gone sensation in stomach: *Kali phos., Calc. phos.*

gray or white-coated tongue: *Kali mur.*

greenish-brown coating on tongue: *Natr. sulph.*

nervous prostration: *Kali phos.*

weakness and debility: *Kali phos.*

caused by hot drinks: *Kali mur.*

first stage: *Ferr. phos.*

greasy food disagrees: *Kali mur.*

second stage: *Kali mur.*

Headache: *Natr. sulph.*

with vomiting of food: *Ferr. phos.*

Heart-burn: *Silicea, Ferr. phos., Calc. phos., Natr. phos.*

Heaviness in stomach: *Calc. phos.*

Hiccough: *Magnes. phos.*

hot applications relieve: *Ferr. phos., Calc. phos., Magnes. phos.*

water relieves: *Magnes. phos.*

Hungry feeling after eating: *Kali phos.*

Indigestion, accompanied by griping pains: *Magnes. phos.*

pains: *Kali sulph., Natr. mur., Kali mur.*

Indigestion, accompanied by headache: *Calc. phos.*
vomiting of greasy mucus: *Kali mur.*
watery vomit: *Natr. mur.*

Jaundice, from vexation: *Natr. sulph.*
with watery symptoms: *Natr. mur.*

Lead colic: *Natr. sulph.*

Liver, cutting pain in region of: *Natr. sulph.*
enlargement of: *Natr. sulph.*
worse lying on left side: *Natr. sulph.*

Lump, food lies in a: *Calc. phos.*

Milk, infants vomit curdled: *Calc. phos., Natr. phos.*

Moist, creamy, yellow coating on tongue: *Natr. phos.*

Morning sickness: *Natr. phos.*

Mouth full of slime: *Natr. sulph.*

Nausea, with sour risings: *Natr. phos.*

Neuralgia of stomach: *Magnes. phos.*

relieved by heat or pressure: *Magnes. phos.*

Nurse, constant desire to: *Calc. phos.*

Nurses, child vomits as soon as it: *Calc. phos., Ferr. phos.,
Silicea.*

Pain after eating: *Natr. mur., Calc. phos.*

Pastry disagrees: *Kali mur.*

Pressure at pit of stomach: *Kali sulph.*

Pylorus, induration of: *Silicea.*

Remittent pain: *Magnes. phos.*

Right shoulder-blade, pain under: *Kali mur.*

Salty taste in mouth: *Natr. mur.*

Sick headache from gastric derangements: *Natr. sulph.*

Skin dry and hot: *Kali sulph.*

sallow: *Natr. sulph.*

Sour, acid risings: *Natr. phos.*

Spasmodic pain: *Magnes. phos.*

Spasms of stomach, with griping: *Magnes. phos.*

Stomach sore to touch: *Calc. phos.*

tender to touch: *Ferr. phos.*

Stomachache, accompanied by constipation: *Kali mur.*
depression: *Kali phos.*

- Stomachache, accompanied by exhaustion:** *Kali phos.*
 loose evacuations: *Ferr. phos.*
 after febrile diseases: *Kali phos.*
 from acidity of the stomach: *Natr. phos.*
 chill: *Ferr. phos.*
 worms: *Natr. phos.*
Temperature, rise of, in evening: *Kali sulph.*
Thirst, great: *Natr. mur.*
Thirstlessness: *Kali phos.*
Tongue, clean: *Magnes. phos.*
Ulcerations of stomach: *Natr. phos.*
 superficial: *Natr. phos.*
Vomiting **after cold drinks:** *Calc. phos.*
 bile: *Natr. sulph.*
 bright-red blood: *Ferr. phos.*
 dark, clotted blood: *Kali mur., Ferr. phos.*
 fluids like coffee-grounds: *Natr. phos.*
 from stomachache: *Magnes. phos.*
 greenish water: *Natr. sulph.*
 sour fluids: *Natr. phos.*
 thick white phlegm: *Kali mur.*
 undigested food: *Calc. fluor.*
 watery: *Natr. mur.*
Water-brash, with constipation: *Natr. mur.*
Water gathers in mouth: *Natr. mur.*
Yellow, slimy-coated tongue: *Kali sulph.*

ABDOMEN AND STOOL.

- Abdomen, bloated:** *Kali sulph., Magnes. phos.*
 cold to touch: *Kali sulph.*
 cutting pains in: *Natr. sulph., Magnes. phos.,*
 Ferr. phos.
 sunken: *Calc. phos.*
 swollen: *Kali phos.*
 tender to touch: *Kali mur.*
Acidity of stomach: *Natr. phos.*
Anus, itching at: *Natr. phos.*

- Anus, pain in: *Kali mur.*
Back, pain in: *Calc. fluor.*
Belching of wind: *Magnes. phos.*
Bilious evacuations: *Natr. sulph.*
Bowels, loose, in old people: *Natr. sulph.*
 sore and tender: *Ferr. phos.*
Burning pain in rectum: *Natr. mur.*
Cholera, rice-water stool: *Kali phos.*
Colic from sudden changes: *Kali sulph.*
 of infants: *Magnes. phos.*
Constant urging to stool: *Kali mur.*
Constipation, accompanied by drowsiness: *Natr. mur.*
 dull, heavy headache: *Natr. mur.*
 profusion of tears: *Natr. mur.*
 vomit of frothy mucus: *Natr. mur.*
 during consumption: *Calc. sulph.*
 light-colored stools: *Kali mur.*
 of old people and infants: *Calc. phos.*
Crest of ileum, pain above: *Kali sulph.*
Delirious: *Kali phos.*
Depression of nerves: *Kali phos.*
Diarrhœa after fatty foods: *Kali mur.*
 alternated with constipation: *Natr. mur.*
 causes soreness and smarting: *Natr. mur.*
 from eating green fruit: *Calc. phos.*
 in teething children: *Calc. phos.*
 of children: *Natr. phos.*
 school-girls: *Calc. phos.*
 pus-like, slimy: *Calc. sulph.*
 putrid, foul evacuations: *Kali phos.*
 stool frothy mucus: *Natr. mur.*
 watery: *Magnes. phos.*
 with dark, greenish stools: *Natr. sulph.*
 straining: *Natr. phos.*
 watery stools: *Natr. mur.*
 worse in cold, wet weather: *Natr. sulph.*
Dryness of tongue: *Kali phos.*

Duodenum, catarrh of the: *Kali mur.*

Dysentery, accompanied by sanious, purulent discharges:

Kali mur.

sharp, griping pains: *Magnes. phos.*

Enteric fever, first stage: *Ferr. phos.*

Eyeballs protrude: *Kali mur.*

Face pale and anxious: *Calc. phos.*

Feces, inability to expel: *Calc. fluor.*

Fissures of anus: *Calc. phos., Calc. fluor.*

Fistulæ, without pain: *Calc. phos.*

Flatulence, with pains in left side: *Kali phos.*

Flatulent colic: *Natr. phos., Natr. sulph.*

Flatus, passing of much: *Magnes. phos.*

Food, child craves, it should not eat: *Calc. phos.*

Frequent calls to stool, no passage: *Calc. phos., Kali phos.,
Magnes. phos.*

Fretful children: *Calc. phos.*

Gnawing in bowels: *Magnes. phos.*

Head, sweating of, in children: *Silicea.*

Heart, distress about: *Kali phos.*

Heat in lower bowels: *Natr. sulph., Ferr. phos.*

Hemorrhoids, accompanied by albuminous discharges: *Calc.
phos.*

constipation: *Natr. mur.*

cutting pains: *Magnes. phos.*

dark, thick blood: *Kali mur.*

flow of bright-red blood: *Ferr. phos.*

in anæmic persons: *Calc. phos.*

Inflammation of bowels, first stage: *Ferr. phos.*

Jaundice from chill: *Kali mur.*

Jelly-like masses of mucus: *Natr. phos.*

Legs, drawing up of: *Magnes. phos.*

Liver, abscess of: *Silicea.*

with purulent discharge: *Calc. sulph.*

congestion of: *Natr. sulph., Ferr. phos.*

induration of: *Silicea.*

irritable, after mental strain: *Natr. sulph., Kali phos.*

Liver, pains in region of: *Kali mur.*

sensitive: *Natr. sulph.*

sharp, shooting pains in: *Natr. sulph.*

sluggish: *Kali mur.*

sore to touch: *Natr. sulph.*

Marasmus: *Calc. phos.*

Navel, pain near: *Calc. phos.*

Neuralgia of bowels: *Magnes. phos.*

rectum: *Calc. phos.*

Nurses, child cries when it: *Calc. phos.*

Offensive stools: *Calc. phos.*, *Kali phos.*

Pains, relieved by pressure: *Magnes. phos.*

rubbing: *Magnes. phos.*

warmth: *Magnes. phos.*

Peritonitis, first stage: *Ferr. phos.*

second stage: *Kali mur.*

with chilliness: *Ferr. phos.*

Piles, accompanied by bleeding, bright-red blood: *Ferr. phos.*

itching: *Calc. phos.*, *Calc. fluor.*, *Ferr. phos.*

pain and soreness: *Calc. fluor.*

rush of blood to head: *Calc. fluor.*, *Ferr. phos.*

stinging pains: *Natr. mur.*

thick, yellow, mattery discharges: *Silicea.*

yellow, slimy coating on tongue: *Kali sulph.*

protruding: *Calc. phos.*, *Calc. fluor.*, *Ferr. phos.*

Prolapsus recti: *Kali phos.*

Rectum, pain in: *Magnes. phos.*

Remittent pains: *Magnes. phos.*

Right shoulder-blade, pains under: *Kali mur.*

Sleep, restless: *Natr. phos.*

Sore crack near end of bowel: *Calc. fluor.*

Spasmodic pains: *Magnes. phos.*

Stools, constant urging to: *Natr. phos.*

dry and hard: *Natr. mur.*

expelled with force: *Magnes. phos.*

fetid and very offensive: *Silicea.*

foul, putrid odor of: *Kali phos.*

- Stools, green, sour-smelling:** *Natr. phos.*
hot and offensive: *Calc. phos., Kali phos.*
loose in morning: *Natr. sulph.*
pains after: *Calc. phos.*
pale-yellow, clay-colored: *Kali mur.*
pure blood: *Kali phos.*
pus and blood, with: *Calc. sulph.*
rice-water: *Kali sulph.*
slimy, green, undigested: *Calc. phos.*
undigested or watery: *Ferr. phos.*
with straining: *Kali mur.*
Sulphureous odor of gas from bowels: *Kali sulph.*
Summer complaint: *Calc. phos.*
Swelling of abdomen: *Kali mur.*
Tabes mesenterica: *Calc. phos.*
Tongue, white-furred: *Kali mur.*
Torn feeling after stool: *Natr. mur.*
Typhlitis: *Natr. sulph.*
Typhoid, evening rise of temperature in: *Kali sulph.*
Ulceration of bowels: *Natr. phos., Calc. sulph.*
Vomiting of bile: *Natr. sulph.*
curdled masses: *Natr. phos.*
Weakness of bowels: *Natr. mur.*
muscles of abdomen: *Natr. mur.*
Worms, with indigestion: *Ferr. phos.*
Worse after change of weather: *Calc. phos., Silicea.*
at night: *Calc. phos.*

URINARY ORGANS.

- Albuminous urine:** *Kali phos., Calc. phos.*
Bladder, catarrh of, when secreting watery, transparent fluid:
Natr. mur.
chronic inflammation of: *Kali mur., Ferr. phos.,*
Calc. sulph.
Blood passing from urethra: *Kali phos.*
Brick-dust sediment in urine: *Natr. sulph.*
Bright's disease: *Kali phos., Calc. phos.*

- Bright's disease, with fever and congestion: *Ferr. phos.*
Burning after urinating: *Natr. mur.*, *Ferr. phos.*
 pain over kidneys: *Ferr. phos.*
Cystitis, chronic: *Kali mur.*
 discharge of yellow, slimy matter from urethra:
 Kali sulph.
 thick, white, slimy mucus: *Kali mur.*
 first stage: *Ferr. phos.*
 for prostration: *Kali phos.*
Constant urging to urinate: *Ferr. phos.*
Cutting after urinating: *Natr. mur.*
 pains at neck of bladder: *Calc. phos.*
Diabetes insipidus: *Natr. mur.*
 mellitus: *Calc. phos.*
 with feverishness and congestion: *Ferr. phos.*
Enuresis of children: *Kali phos.*, *Natr. phos.*, *Ferr. phos.*
 if from worms: *Natr. phos.*
Excessive flow of watery urine: *Natr. mur.*, *Ferr. phos.*
 secretion of urine: *Natr. sulph.*
Febrile diseases, after, with mucus and pus in urine: *Silicea.*
Frequent urging to urinate: *Calc. phos.*
 urination: *Kali phos.*, *Natr. phos.*
Gravel in bilious persons: *Natr. sulph.*
 pain while passing: *Natr. sulph.*, *Magnes. phos.*
 sediment in urine: *Natr. sulph.*, *Calc. phos.*
 with gouty symptoms: *Natr. sulph.*
Highly-colored urine: *Calc. phos.*, *Ferr. phos.*
 with feverish smell: *Natr. phos.*, *Ferr. phos.*
Hunger, voracious: *Kali phos.*
Inability to retain urine, from nervous debility: *Kali phos.*
Incontinence from paralysis of sphincter: *Kali phos.*
 weakness of sphincter: *Ferr. phos.*
Increase in quantity of urine: *Calc. phos.*
Lithia deposit in urine: *Natr. sulph.*
Nephritis, first stage: *Ferr. phos.*
 second stage: *Kali mur.*

Nephritis, third stage: *Silicea*.

Phosphatic deposits in urine: *Calc. phos.*

Polyuria: *Natr. mur.*

Rheumatism, with dark-red urine: *Ferr. phos.*

Sandy deposits in urine: *Natr. sulph.*

Sediment clings to side of vessel: *Natr. sulph.*

Sharp, shooting pains at neck of bladder: *Calc. phos.*

Sleeplessness: *Kali phos.*

Smarting on urinating: *Ferr. phos.*

Sore pain over kidneys: *Ferr. phos.*

Spasmodic retention of urine: *Magnes. phos.*

Spasms of bladder, with painful straining: *Magnes. phos.*,

Ferr. phos., Kali phos.

urethra, with painful straining: *Magnes. phos.*,

Ferr. phos., Kali phos.

Stone, to prevent reformation of: *Calc. phos.*

Uric acid deposits: *Kali mur.*

Urine frequently scalding: *Kali phos.*

suppression of, through heat: *Ferr. phos.*

MALE SEXUAL ORGANS.

Albuminous discharge from urethra: *Calc. phos.*

Bubo, for soft swelling of: *Kali mur.*

with sanious, purulent discharge: *Calc. sulph.*

Condylomata, of syphilitic origin: *Natr. sulph.*

Discharge of prostatic fluid: *Natr. mur.*

Dropsy of testicles: *Calc. fluor.*, *Calc. phos.*

Gleet, yellow, slimy discharge: *Kali sulph.*

Gonorrhœa: *Kali mur.*

chronic, thick, yellow discharge: *Silicea*.

with transparent watery, scalding, slimy
discharge: *Natr. mur.*

for inflammation, first stage: *Ferr. phos.*

with discharge of blood: *Kali phos.*

sanious, purulent discharge: *Calc. sulph.*

slimy, yellow or greenish discharge: *Kali sulph.*

Hardening of testicle: *Calc. fluor.*

Hydrocele: *Calc. phos., Natr. mur., Natr. phos., Silicea.*

Inflammation of prostate gland: *Ferr. phos.*

Inguinal hernia: *Calc. phos., Calc. fluor.*

Irritation of prostate gland: *Ferr. phos.*

Masturbation: *Calc. phos.*

Orchitis: *Ferr. phos., Calc. phos.*

from suppressed gonorrhœa: *Kali mur., Calc. phos.*

Phagedenic chancres: *Kali phos.*

Preputial œdema: *Natr. sulph., Natr. mur.*

Prostate gland, suppurative abscess of: *Calc. sulph.*

Prostatitis, when suppuration has commenced: *Silicea.*

Scrotum itches: *Calc. phos., Silicea.*

relaxed: *Calc. phos.*

soreness of: *Calc. phos.*

sweating of: *Calc. phos., Silicea.*

Seminal emissions, without dreams: *Natr. phos.*

Sexual desires, irregularity of: *Natr. phos.*

Syphilis, chronic, with hardening and suppuration of tissues:
Silicea.

serous discharge: *Natr. mur.*

white discharges: *Kali mur.*

evening aggravation: *Kali sulph.*

Varicocele: *Ferr. phos.*

FEMALE SEXUAL ORGANS.

Abscess of labia: *Silicea.*

Aching in uterus: *Calc. phos.*

Amenorrhœa, with depression: *Kali phos.*

Anteversion: *Calc. fluor.*

Ball rising in throat: *Kali phos.*

Colic in nervous, lachrymose women: *Kali phos., Magnes.*
phos.

Discharge, deep-red or blackish-red: *Kali phos.*

scalding, smarting: *Natr. mur.*

sickening: *Natr. phos.*

sour-smelling: *Natr. phos.*

thick, white, bland: *Kali mur.*

Discharge, thin, with offensive odor: *Kali phos.*

Displacements of uterus: *Calc. fluor., Calc. phos., Kali phos.*

Dragging in groin: *Calc. fluor.*

small of back: *Calc. fluor.*

Dryness of vagina: *Natr. mur.*

Dysmenorrhœa: *Magnes. phos.*

labor-like pains during: *Magnes. phos.*

to prevent: *Ferr. phos.*

with congestion: *Ferr. phos.*

vomiting of undigested food: *Ferr. phos.*

Gonorrhœa: *Ferr. phos., Calc. sulph., Kali sulph.*

Hysteric fits of crying: *Kali phos.*

Inflammation of uterus: *Ferr. phos.*

vagina: *Ferr. phos.*

Leucorrhœa, accompanied by albuminous discharge: *Natr. phos.*

milky-white, non-irritating discharge: *Kali mur.*

rawness and itching of parts: *Natr. phos.*

scalding, acrid discharge: *Natr. mur., Kali phos.*

thick, yellow, bloody discharge: *Calc. sulph.*

watery, slimy, excoriating discharge: *Natr. mur.*

yellow, creamy discharge: *Natr. phos.*

slimy, greenish discharge: *Kali sulph.*

Listlessness: *Calc. phos.*

Menstruation, accompanied by acrid leucorrhœa: *Calc. phos., Natr. phos.*

bearing-down pains: *Calc. fluor.*

cold extremities: *Calc. phos., Ferr. phos.*

colic: *Natr. sulph., Kali phos.*

constipation: *Silicea, Natr. sulph.*

excitableness: *Kali phos.*

fetid sweating of feet: *Silicea.*

flushed face: *Ferr. phos., Calc. phos.*

Menstruation, accompanied by frontal headache: *Natr. phos.*

fullness in abdomen: *Kali sulph.*

headache: *Natr. mur.*

hysteria: *Kali phos.*

icy coldness of body: *Silicea.*

increased sexual desire: *Calc. phos.*

labor-like pains: *Calc. phos., Magnes. phos.*

leucorrhœa: *Natr. mur.*

morning diarrhœa: *Natr. sulph.*

nervousness: *Kali phos.*

pains in back: *Calc. phos.*

sadness: *Natr. mur.*

weeping: *Natr. mur.*

weight in abdomen: *Kali sulph.*

delayed, in young girls: *Natr. mur.*

irregular: *Natr. phos.*

repressed: *Kali mur.*

retarded: *Kali mur.*

thin, watery blood: *Natr. mur.*

too frequent: *Calc phos.*

late: *Natr. mur., Kali sulph., Kali phos.*

profuse: *Kali mur., Calc. fluor., Kali phos.*

Menstrual flow bright-red blood: *Ferr. phos.*

dark, clotted, black blood: *Kali mur.*

stringy and fibrous: *Magnes. phos.*

Menstruations of pale, nervous, sensitive women: *Kali phos.*

Metrorrhagia from standing in water: *Silicea.*

Ovaralgia: *Magnes. phos.*

Pains precede monthly flow: *Magnes. phos.*

Pudenda, burning and itching of: *Silicea.*

Retroversion: *Calc. fluor.*

Sexual desire increased: *Calc. phos.*

intercourse painful: *Natr. mur.*

Sterility due to acid secretions: *Natr. phos.*

Sticking pain in vagina: *Natr. mur.*

Thighs, pain extends to: *Calc. fluor.*

Ulceration of cervix uteri: *Kali mur.*

os: *Kali mur.*

Uterine secretions, acid: *Natr. phos.*

creamy, yellow: *Natr. phos.*

watery: *Natr. phos.*

weakness: *Calc. phos., Calc. fluor., Kali phos.*

Uterus hard, like stone: *Calc. fluor.*

relaxed and flabby: *Calc. fluor.*

Vagina, weakness of, after urinating: *Natr. mur.*

smarting of, after urinating: *Natr. mur.*

Vaginal secretions, acid: *Natr. phos.*

creamy, yellow: *Natr. phos.*

watery: *Natr. phos.*

Vaginismus: *Ferr. phos., Magnes. phos.*

with dryness: *Natr. mur., Ferr. phos.*

Vulva, itching of: *Natr. mur.*

PREGNANCY. .

Aching in limbs during: *Calc. phos.*

After-pains: *Ferr. phos.*

when too weak: *Calc. fluor.*

Bitter taste in mouth: *Natr. sulph.*

Brain function perverted: *Kali phos., Kali mur.*

Contract, uterus does not: *Calc. fluor.*

Convulsions: *Magnes. phos.*

Expulsive efforts, excessive: *Magnes. phos.*

Fistulous ulcers of breast: *Silicea.*

Hard knots in breasts: *Calc. fluor., Kali mur., Silicea.*

Hemorrhage: *Calc. fluor.*

Labor pains, feeble: *Kali phos.*

ineffectual: *Kali phos.*

spasmodic: *Magnes. phos.*

spurious: *Kali phos.*

with cramps in legs: *Magnes. phos.*

spasmodic twitchings: *Magnes. phos.*

tedious, from weakness: *Kali phos.*

Lacerations, to aid in healing: *Ferr. phos.*

Mania: *Kali mur.*, *Kali phos.*

Mastitis, first stage, for fever: *Ferr. phos.*

for swelling, before pus forms: *Kali mur.*

to control suppuration: *Silicea*.

with brown, dirty, offensive discharge: *Kali phos.*

suppurations: *Calc. sulph.*, *Silicea*.

Milk, salty: *Natr. mur.*

watery: *Natr. mur.*, *Calc. phos.*

Miscarriage in weak subjects: *Kali phos.*

Morning sickness: *Kali mur.*

accompanied by sour, acid vomiting: *Natr. phos.*

vomiting of bilious fluids: *Natr. sulph.*
food: *Ferr. phos.*

Nausea, with sour risings: *Natr. phos.*

Nipples, sore: *Calc. phos.*, *Ferr. phos.*

Nurse, child refuses to: *Calc. phos.*

Nursing, debility from long: *Calc. phos.*

Puerperal fever: *Kali phos.*, *Kali mur.*, *Ferr. phos.*

Septic poisons: *Kali mur.*, *Kali phos.*

Vomiting, frothy phlegm: *Natr. mur.*

sour, curdled milk: *Calc. phos.*

watery phlegm: *Natr. mur.*

white phlegm: *Kali mur.*

RESPIRATORY ORGANS.

Abscess of lungs: *Silicea*.

Absence of expectoration: *Magnes. phos.*

Aching in chest: *Calc. phos.*

Anæmic persons, cough of: *Calc. phos.*

Asthma, accompanied by belching of gas: *Magnes. phos.*

constrictive cough: *Magnes. phos.*

difficult expectoration: *Calc. fluor.*

expectoration of frothy, watery mucus: *Natr. mur.*

tiny, yellow lumps: *Kali phos.*, *Calc. fluor.*

gastric derangements: *Kali mur.*

greenish, purulent expectoration: *Natr. sulph.*

- Asthma, accompanied by labored breathing:** *Kali phos.*
 loose evacuations in morning: *Natr. sulph.*
 pain in chest: *Magnes. phos.*
 soreness in chest: *Ferr. phos.*
- Breath, short of, from asthma:** *Kali phos.*
 worse from motion: *Kali phos.*
- Breathing, hurried, at beginning of disease:** *Ferr. phos.*
- Bronchial asthma:** *Kali sulph.*
 when expectoration is fetid: *Kali phos.*
 with yellow expectoration: *Kali sulph.*
 catarrh: *Natr. sulph.*, *Natr. mur.*
- Bronchitis, first stage:** *Ferr. phos.*
 last stage: *Calc. sulph.*
 mucus frothy, watery: *Natr. mur.*
- Catch in breath:** *Ferr. phos.*
- Children, cough of teething:** *Calc. phos.*
- Chronic coughs:** *Calc. phos.*
- Cold in chest:** *Ferr. phos.*
- Congestion of lungs:** *Ferr. phos.*
- Constant spitting of frothy water:** *Natr. mur.*
- Constriction of chest:** *Magnes. phos.*
- Consumption, bloody, mattery expectoration:** *Calc. sulph.*
 chronic cough of: *Natr. mur.*
 dryness of throat in: *Calc. phos.*
 expectoration causes rawness of mouth: *Natr.*
 phos.
 soreness of lips: *Natr. phos.*
 heavy cough: *Kali mur.*
 incipient: *Calc. phos.*
 purulent expectoration: *Calc. sulph.*
 soreness of throat in: *Calc. phos.*
- Convulsive fits of coughing:** *Magnes. phos.*
- Cough, better in cool open air:** *Kali sulph.*
 hard, dry: *Ferr. phos.*
 irritating, painful: *Ferr. phos.*
 pain in chest from: *Natr. mur.*, *Ferr. phos.*
 with headache: *Natr. mur.*

- Cough, with hectic fever: *Calc. sulph.*
 lachrymation: *Natr. mur.*
 mattery sputa: *Calc. sulph.*
 worse in evening: *Kali sulph.*
 warm room: *Kali sulph.*
Countenance, pale, livid: *Kali phos.*
Croup, first stage, for febrile symptoms: *Ferr. phos.*
 for exudation: *Kali mur.*
 last stage: *Kali phos.*, *Calc. sulph.*
Croupy hoarseness: *Kali mur.*, *Kali sulph.*
Debility: *Silicea*, *Calc. phos.*, *Natr. mur.*
Exhaustion: *Kali phos.*
Expectoration, albuminous: *Calc. phos.*
 difficult: *Natr. mur.*, *Kali mur.*
 salty: *Natr. mur.*
 slips back: *Kali sulph.*
 streaked with blood: *Ferr. phos.*
 thick, yellow, green pus: *Silicea*.
 tiny yellow lumps: *Calc. fluor.*, *Silicea*.
 watery: *Natr. mur.*
 yellow, green, slimy: *Kali sulph.*
Extreme weakness: *Kali phos.*
Eyes, protruded appearance of: *Kali mur.*
Flow of tears: *Natr. mur.*
Glottis, spasm of: *Magnes. phos.*
Gurgling of mucus in chest: *Kali sulph.*
Harsh breathing: *Natr. sulph.*
Hawking, to clear throat: *Calc. phos.*
Hay asthma, for depression: *Kali phos.*
Hectic fever: *Silicea*.
Hemorrhage, bright-red, from lungs: *Ferr. phos.*
Hoarseness from cold: *Kali mur.*
 overexertion of voice: *Calc. phos.*
 of speakers: *Ferr. phos.*
Inflammations, in first stages: *Ferr. phos.*
Involuntary sighing: *Calc. phos.*, *Kali phos.*
Loss of voice: *Kali mur.*

- Loud, noisy cough:** *Kali mur.*
Milky sputa: *Kali mur.*
Moaning during sleep: *Kali phos.*
Must go in open air for relief: *Kali sulph.*
 sit up, in asthma: *Magnes. phos.*
Nervous depression: *Kali phos.*
Night-sweats about head: *Calc. phos., Silicea, Natr. mur.*
 profuse: *Silicea.*
Œdema of lungs: *Natr. mur., Kali phos.*
Oppression: *Ferr. phos.*
Pain in side: *Ferr. phos.*
Paralysis of vocal cords: *Kali phos.*
Pleurisy, after effusion: *Kali mur.*
Pneumonia, first stage: *Ferr. phos.*
 second stage: *Kali mur.*
 last stage: *Calc. sulph.*
 watery, frothy expectoration: *Natr. mur.*
 yellow, slimy expectoration: *Kali sulph.*
Prostration: *Calc. fluor.*
Pus forms in cavity of lungs: *Calc. sulph.*
 spreads out: *Calc. sulph., Silicea.*
Rales in chest: *Kali mur.*
Rattling in chest: *Kali mur.*
Rheumatic pains in lungs: *Calc. phos.*
Rise of temperature in evening in consumption: *Kali sulph.*
Sharp pains in chest: *Magnes. phos.*
Sighing during sleep: *Kali phos.*
Soreness of chest: *Ferr. phos.*
Spasmodic cough: *Magnes. phos., Kali phos., Kali mur.*
 at night: *Magnes. phos.*
 worse lying down: *Magnes. phos.*
Speaking fatigues: *Kali sulph.*
Spurting of urine: *Natr. mur.*
Sputa, thick, much and pus-like: *Silicea.*
Sudden, shrill voice: *Magnes. sulph.*
Suffocates in heated room: *Kali sulph.*
Stomach cough: *Kali mur.*

- Thick, tenacious, white phlegm:** *Kali mur.*
Threatened suffocation: *Kali phos.*
Tickling in throat: *Calc. fluor.*
Tongue coated white: *Kali mur.*
Uvula, elongated: *Calc. fluor.*
Vessel, pus falls to bottom of: *Calc. sulph.*
Weakness and prostration: *Calc. phos.*
Weariness in pharynx: *Kali sulph.*
Whooping-cough, chronic cases: *Calc. phos.*
 febrile symptoms: *Ferr. phos.*
 watery, frothy expectoration: *Natr. mur.*
 white expectoration: *Kali mur.*
 with depression: *Kali phos.*
 yellow, slimy expectoration: *Kali sulph.*
Winter cough: *Natr. mur.*

CIRCULATORY ORGANS.

- Anæmia:** *Ferr. phos., Calc. phos.*
 palpitation in: *Natr. mur.*
Aneurism: *Ferr. phos., Calc. fluor.*
Angina pectoris: *Magnes. phos.*
Arteritis, in congestive stage: *Ferr. phos.*
Blood, thin, watery: *Natr. mur.*
Blood-vessels, dilatation of: *Ferr. phos., Calc. fluor.*
 inflammation of: *Ferr. phos.*
Carditis: *Ferr. phos.*
Circulation, poor: *Kali phos., Calc. phos.*
Dilatation of heart: *Ferr. phos.*
Dizziness: *Kali phos.*
Embolism: *Kali mur.*
Endocarditis: *Ferr. phos.*
Face, pallid: *Kali sulph.*
Fainting: *Kali phos.*
 from fright, grief: *Kali phos.*
Hands and feet cold: *Natr. mur.*
Hyperæmia: *Ferr. phos.*
Hypertrophy: *Calc. fluor., Natr. mur.*

- Ileum, throbbing, boring pain over: *Kali sulph.*
 Irregularity of heart from prolapsus uteri: *Calc. fluor.*
 Leuchæmia: *Ferr. phos.*
 Nævi: *Ferr. phos.*
 Palpitation, accompanied by anxiety: *Kali phos.*
 melancholia: *Kali phos.*
 nervousness: *Kali phos.*
 restlessness: *Kali phos.*
 sleeplessness: *Kali phos.*
 after violent emotion: *Kali phos.*
 followed by weakness: *Calc. phos.*
 from indigestion: *Natr. phos.*
 inflammations: *Ferr. phos.*
 on ascending stairs: *Kali phos.*
 Pericarditis, first stage: *Ferr. phos.*
 second stage: *Kali mur.*
 Phlebitis: *Ferr. phos.*
 Pressure about heart: *Natr. sulph.*
 Pulse felt all over body: *Natr. mur.*
 full, rapid, quick: *Ferr. phos.*
 intermittent: *Kali phos., Natr. mur.*
 irregular: *Kali phos.*
 sluggish: *Kali phos., Kali sulph.*
 subnormal: *Kali phos.*
 Shortness of breath: *Kali phos.*
 Skin hot and dry, harsh: *Kali sulph.*
 Temperature rises toward evening: *Kali sulph.*
 Trembling about heart: *Natr. phos.*
 worse after eating: *Natr. phos.*
 Uneasiness about heart: *Natr. sulph.*
 Varicose veins: *Ferr. phos., Calc. fluor.*
 Veins seem as if they would burst: *Calc. fluor.*
 Vertigo, with giddiness: *Natr. sulph.*

BACK AND EXTREMITIES.

- Abscess, deep-seated, on bones: *Calc. phos., Kali phos.*
 Aggravations in morning after rest: *Kali phos.*

Arthritis: *Natr. sulph.*

Articular rheumatism: *Natr. phos.*, *Ferr. phos.*

spinal irritation: *Calc. phos.*

when rising from sitting posture:

Calc. phos.

Back, feeling of coldness in: *Natr. mur.*

pains in: *Natr. mur.*

Backache, relieved by lying on something hard: *Natr. mur.*

Blisters on hands, containing water: *Natr. mur.*

Bones soft and friable: *Calc. phos.*

ulcerations of: *Silicea*, *Calc. sulph.*, *Calc. phos.*

Bowed-legs: *Calc. phos.*

Burning of soles of feet in consumption: *Calc. sulph.*

pains in sacrum: *Calc. fluor.*

Cannot sit still: *Natr. mur.*

Carbuncles, on back, suppuration: *Calc. sulph.*

to hasten suppuration: *Silicea.*

Caries of bones, with fistulous openings: *Silicea.*

Chilblains on hands and feet: *Kali phos.*, *Kali mur.*

Chronic swelling of feet and legs: *Kali mur.*

Coccyx, injuries of: *Calc. phos.*

Coldness, feeling of, in back: *Natr. mur.*

of limbs: *Calc. phos.*

Cold water being poured over limbs, sensation as if: *Calc. phos.*

Convulsions, with clenched fingers: *Magnes. phos.*, *Calc. phos.*

stiffening of limbs: *Magnes. phos.*

Cracking of joints: *Natr. phos.*

Creaking of muscles at back of wrist: *Kali mur.*

Curvature of spine: *Calc. phos.*

Discharges, bony fragments: *Silicea*, *Calc. fluor.*

Dislocations, easy: *Calc. fluor.*

Drowsy: *Natr. mur.*

Electric shocks in limbs: *Magnes. phos.*

Enlargement of joints: *Calc. fluor.*

Excrescences on bones: *Calc. fluor.*

Fidgets: *Natr. mur.*

- Fetid perspiration of feet: *Silicea*.
- Fungoid inflammation of joints: *Kali sulph.*
- Glands of neck swollen: *Kali mur.*
- Gout: *Natr. phos.*, *Natr. sulph.*
- Hang-nails, with dryness of skin: *Natr. mur.*
- Head, determination of blood to: *Natr. sulph.*
 pain in back of: *Natr. sulph.*
- Hip-joint disease, before pus forms: *Kali mur.*
 first stages: *Ferr. phos.*
 to control suppuration: *Silicea*.
- Hydroma patella: *Calc. phos.*
- Inflammatory pains over kidneys: *Ferr. phos.*
 through loins: *Ferr. phos.*
- Involuntary movement of legs: *Natr. mur.*
- Jerking of limbs during sleep: *Natr. phos.*, *Natr. mur.*
- Lameness: *Natr. phos.*
- Languid: *Natr. mur.*
- Limbs, asleep: *Calc. phos.*
 feel better by moving: *Calc. phos.*
- Lumbago: *Calc. phos.*, *Ferr. phos.*
 with dragging pain: *Calc. fluor.*
- Neck, muscles stiff: *Ferr. phos.*
 thin, in children: *Calc. phos.*
- Neuralgic pains, as if on bone: *Calc. phos.*
 better in cool air: *Kali sulph.*
 commencing at night: *Calc. phos.*
 in back: *Kali sulph.*, *Natr. phos.*
 limbs: *Magnes. phos.*, *Natr. phos.*
 worse in evening: *Kali sulph.*
 warm room: *Kali sulph.*
- Numbness, feeling of: *Calc. phos.*, *Kali phos.*
- Pains during rest: *Kali phos.*
 in damp weather: *Calc. phos.*
 worse at night: *Calc. phos.*
- Paralysis of limbs: *Kali phos.*
- Parts feel bruised: *Kali phos.*
 stiff: *Kali phos.*

- Periodic rheumatic gout:** *Natr. mur.*
Periostitis of syphilitic origin: *Calc. phos.*
Pott's disease: *Silicea.*
Power of motion deficient: *Magnes. phos.*
Psoas abscess: *Silicea.*
Rheumatism, acute, articular: *Kali phos.*
 bilious: *Natr. sulph.*
 between shoulders: *Calc. phos.*
 for inflammation and fever: *Ferr. phos.*
 from catching cold: *Ferr. phos.*
 gouty: *Natr. mur.*
 of joints: *Natr. mur., Calc. phos., Natr. phos.*
 relieved by gentle motion: *Kali phos.*
 sciatic: *Magnes. phos.*
 with swelling: *Kali mur.*
 worse from violent exertion: *Kali phos.*
Shins, pain in: *Calc. phos.*
Slow to learn to walk: *Calc. phos.*
Soreness of joints: *Natr. phos.*
Spasms in back: *Natr. sulph.*
Spinal cord, idiopathic softening of: *Kali phos.*
 meningitis: *Natr. sulph.*
Sprains: *Ferr. phos.*
Stiff back: *Ferr. phos.*
 worse from motion: *Ferr. phos.*
Stiffness: *Kali phos.*
Strains: *Ferr. phos.*
Suppuration, first remedy: *Ferr. phos.*
 of joints: *Silicea, Calc. sulph.*
Swellings, hard: *Calc. fluor.*
Threatened suppuration: *Silicea.*
Ulcers, deep-seated, on bones: *Calc. phos.*
 on extremities: *Kali mur.*
Varicose ulcerations of veins of limbs: *Calc. fluor.*
Wandering rheumatic pains: *Kali sulph.*
Weak: *Natr. mur.*
 feeling in legs: *Natr. sulph.*
Whitton: *Calc. fluor., Silicea, Calc. sulph.*

NERVOUS SYMPTOMS.

- Chorea:** *Magnes. phos.*
Coldness: *Calc. phos.*
 after fit: *Kali phos.*
Cold water, pains like trickling of: *Calc. phos.*
Colic, worse at night: *Calc. phos.*
Convulsions in old people: *Calc. phos.*
 young people: *Calc. phos.*
 of teething children: *Ferr. phos., Calc. phos.*
Cramps in limbs at night: *Magnes. phos.*
 worse at night: *Calc. phos.*
Creeping numbness: *Calc. phos.*
Cries easily: *Kali phos.*
Despondent: *Kali phos.*
Dwells upon grievances: *Kali phos.*
Epilepsy, accompanied by bulging of eyeballs: *Kali mur.*
 eczema: *Kali mur.*
 rush of blood to head: *Ferr. phos.*
 white-coated tongue: *Kali mur.*
 after suppressed eruptions: *Kali mur.*
 from slight provocation: *Silicea, Magnes. phos.,*
 Calc. phos., Kali mur.
 in general: *Magnes. phos.*
Electrical shocks, pains like: *Calc. phos.*
Feels pain keenly: *Kali phos.*
Feet twitch during sleep: *Natr. sulph.*
Grinding of teeth, from worms: *Natr. phos.*
Hands twitch during sleep: *Natr. sulph.*
Head, involuntary shaking of: *Magnes. phos.*
Heart, palpitation of: *Natr. phos.*
 trembling of: *Natr. phos.*
Hemiplegia: *Kali phos.*
Hysteria: *Natr. mur., Kali phos.*
Impatient: *Kali phos.*
Involuntary motion of hands: *Magnes. phos.*
Irritable: *Kali phos.*
Lassitude: *Natr. sulph.*

Lock-jaw: *Magnes. phos.*

Makes mountains out of mole hills: *Kali phos.*

Nervous sensitiveness: *Kali phos.*

Neuralgia, accompanied by congestion, after taking cold:

Ferr. phos.

depression: *Kali phos.*

failure of strength: *Kali phos.*

flow of saliva: *Natr. mur.*

tears: *Natr. mur.*

shifting pains: *Kali sulph.*

in any organ: *Kali phos.*

obstinate, heat or cold gives no relief: *Silicea.*

occurring at night: *Silicea.*

periodic: *Magnes. phos., Natr. mur.*

relieved by gentle motion: *Kali phos.*

pleasant excitement: *Kali phos.*

sensitive to light: *Kali phos.*

noise: *Kali phos.*

worse at night: *Calc. phos.*

in cold weather: *Natr. mur.*

the morning: *Natr. mur.*

when alone: *Kali sulph.*

Palpitation after fits: *Kali phos.*

Paralysis, accompanied by fetid breath: *Kali phos.*

fetid odor of stools: *Kali phos.*

rheumatism: *Calc. phos.*

agitans: *Kali phos., Magnes. phos.*

creeping: *Kali phos.*

facial: *Kali phos.*

infantile: *Kali phos.*

in general: *Kali phos.*

locomotor: *Kali phos.*

partial: *Kali phos.*

Sensibility, want of: *Magnes. phos.*

Spasms occurring at night: *Silicea, Magnes. phos., Calc. phos.*

Spinal anæmia from exhausting diseases: *Kali phos.*

Tired, weary and exhausted: *Calc. phos., Magnes. phos., Kali phos.*

Tired, weary, with biliousness: *Natr. sulph.*

Trembling hands: *Magnes. phos.*

Vocal cords, paralysis of: *Kali phos.*

Writer's cramp: *Magnes. phos.*

SKIN SYMPTOMS.

Abscess, for heat and pain: *Ferr. phos.*

Acne rosacea: *Calc. phos.*

Albuminous discharge: *Calc. phos.*

Anus, fissures of: *Calc. fluor.*

Blebs, with sanious, watery contents: *Kali phos.*

Blisters, with sanious, watery contents: *Kali phos.*

watery contents: *Natr. mur.*

Boils, deep-seated, discharging thick, yellow pus: *Silicea.*

to control suppuration: *Calc. sulph.*

tendency to, in spring: *Silicea.*

Burns, when suppurating: *Calc. sulph.*

Burning, as from nettles: *Calc. phos.*

Carbuncles, discharging thick, yellow pus: *Silicea.*

for fever and pain: *Ferr. phos.*

Chafed skin of infants: *Natr. sulph., Natr. phos., Natr. mur.*

Chapped hands from cold: *Ferr. phos., Calc. fluor.*

Chicken-pox, for fever: *Ferr. phos.*

Chilblains: *Kali phos., Kali mur.*

Colorless, watery vesicles: *Natr. mur.*

Cracks in palms of hands: *Calc. fluor.*

Crusta lactea: *Calc. sulph., Natr. phos.*

Dandruff: *Kali sulph., Natr. mur.*

Desquamation: *Kali sulph.*

Discharge, albuminous: *Calc. phos.*

blood and pus: *Calc. sulph.*

fetid: *Kali phos.*

thick, yellow pus: *Silicea.*

Dry skin: *Calc. phos.*

Eczema, accompanied by nervous irritation: *Kali phos.*

oversensitiveness: *Kali phos.*

acid, creamy, yellow secretion: *Natr. phos.*

- Eczema, from deranged uterine functions:** *Kali mur.*
 eating too much salt: *Natr. mur.*
 when eruption is suddenly suppressed: *Kali sulph.*
 white scales: *Natr. mur.*
 yellow crusts: *Calc. phos.*
 white exudations: *Natr. sulph.*
- Epithelial cancer, thin, purulent discharge:** *Kali sulph.*
- Eruptions from bad vaccine:** *Kali mur.*
 with watery contents: *Natr. mur.*
 thick, white contents: *Kali mur.*
- Erysipelas:** *Natr. sulph.*
 for fever: *Ferr. phos.*
- Erythema:** *Kali mur., Natr. phos.*
- Excessive dryness of skin:** *Natr. mur.*
- Exudations, thin, yellow, watery:** *Kali sulph.*
 watery: *Natr. mur.*
 white, fibrinous matter: *Kali mur.*
 yellow water: *Natr. sulph.*
- Face full of pimples:** *Calc. phos.*
- Felons, for heat and pain:** *Ferr. phos.*
- Festers easily:** *Calc. sulph., Silicea.*
- Fevers, with skin dry and hot:** *Kali sulph.*
- Fistulous abscess of long standing:** *Natr. sulph.*
 surrounded by a blue border: *Natr. sulph.*
- Freckles:** *Calc. phos.*
- Glands, swollen:** *Kali mur.*
- Greasy scales on skin:** *Kali phos.*
- Hang-nails:** *Natr. mur.*
- Hard:** *Calc. fluor.*
- Heals slowly:** *Silicea.*
- Herpes, in bend of knees:** *Natr. mur.*
- Herpetic eruptions:** *Natr. mur.*
- Hives:** *Natr. phos.*
- Hoarse cough:** *Kali mur.*
- Horny:** *Calc. fluor.*
- Inflammation of skin, for fever and heat:** *Ferr. phos.*
 with yellow, watery exudations: *Natr. sulph.*

- Ingrowing toe-nail:** *Kali mur.*
- Itching, as from nettles:** *Calc. phos.*
 of skin, with crawling: *Kali phos.*
 while undressing: *Natr. sulph.*
 without eruptions: *Calc. phos.*
- Leprosy, copper-colored spots:** *Silicea.*
 nasal ulcerations: *Silicea.*
 nodes: *Silicea.*
- Lupus:** *Calc. phos., Kali mur.*
- Malignant pustules:** *Kali phos.*
- Mattery scabs on heads of pimples:** *Calc. sulph.*
- Measles, after-effects of:** *Kali mur.*
 when rash has been suppressed: *Kali sulph.*
- Moist scabs on skin:** *Natr. sulph.*
- Nails, diseased:** *Kali sulph.*
 interrupted in growth: *Kali sulph.*
- Nettle-rash, after becoming overheated:** *Natr. mur.*
 with violent itching: *Natr. mur.*
- Pemphigus malignus:** *Kali phos.*
 yellow, watery exudation: *Natr. sulph.*
- Perspiration, lack of:** *Kali sulph.*
 on hands, from spinal weakness: *Calc. phos.*
 to promote: *Kali sulph.*
- Pimples all over body, like flea-bites:** *Natr. phos.*
 with itching: *Calc. phos.*
 under beard: *Calc. sulph.*
- Pruritus of vagina:** *Calc. phos.*
 with or without albuminous leucorrhœa: *Calc. phos.*
- Pustules on face:** *Silicea, Kali mur.*
 painful: *Silicea.*
- Rawness of skin in little children:** *Natr. phos.*
- Scalds, when suppurating:** *Calc. sulph.*
- Scales freely on sticky base:** *Kali sulph.*
- Scaling eruptions on skin:** *Calc. phos.*
- Scarlet fever:** *Kali mur., Natr. mur.*
 for fever: *Ferr. phos.*
 twitchings: *Natr. mur.*

Scarlet fever, watery vomit: *Natr. mur.*

when rash has been suppressed: *Kali sulph.*

Scrofulous eruptions: *Silicea, Calc. phos.*

Secretions irritate: *Kali phos.*

Shingles: *Natr. mur., Kali mur.*

Small-pox, heat and fever: *Ferr. phos.*

pustules discharging: *Calc. sulph.*

putrid conditions: *Kali phos.*

when rash has been suppressed: *Kali sulph.*

with drowsiness: *Natr. mur.*

flow of saliva: *Natr. mur.*

Stings of insects: *Natr. mur.*

Suppurates easily: *Silicea.*

Sycosis: *Kali mur.*

Tongue coated white: *Kali mur.*

Ulcers around nails: *Silicea.*

fistulous, thick, yellow pus: *Silicea, Calc. fluor., Calc. sulph.*

Unhealthy-looking skin: *Silicea.*

Vesicular erysipelas: *Kali mur.*

eruptions containing yellow, watery pus: *Natr. sulph.*

Yellow scabs: *Calc. sulph.*

scales on skin: *Natr. sulph.*

Warts: *Kali mur.*

in palms of hands: *Natr. mur.*

Withered skin: *Kali phos.*

Wounds do not heal readily: *Calc. sulph.*

neglected, discharge pus: *Calc. sulph.*

Wrinkled skin: *Kali phos.*

TISSUES.

Abscess bleeds easily after pus forms: *Silicea.*

Anæmia: *Calc. phos., Ferr. phos.*

Ameliorates pain of cancer: *Kali phos.*

Anæmia, with skin affections: *Kali mur.*

Atrophic condition of old people: *Kali phos.*

Bleeding from nose in anæmic persons: *Ferr. phos.*, *Calc. phos.*
children: *Ferr. phos.*

Blood coagulates rapidly: *Ferr. phos.*

Bones, diseased, soft parts inflamed: *Ferr. phos.*

easily broken: *Calc. phos.*

friable: *Calc. phos.*

weak: *Calc. phos.*

will not unite: *Calc. phos.*

Bruises: *Ferr. phos.*

on bones: *Calc. fluor.*

Burns: *Kali mur.*

Cancer, offensive discharge: *Kali phos.*

Caries of bone: *Silicea.*

Catarrh, purulent discharge in: *Calc. sulph.*

Chlorosis: *Calc. phos.*

Complexion, pale, greenish or white: *Calc. phos.*

Consumption, purulent discharge in: *Calc. sulph.*

Debility: *Kali phos.*

Development, defective: *Calc. phos.*

Discharge continues too long: *Calc. sulph.*

thick, yellow, sanious: *Calc. sulph.*

Dropsy: *Natr. sulph.*, *Natr. mur.*

from heart disease: *Calc. fluor.*

kidney diseases: *Kali mur.*

loss of blood: *Ferr. phos.*

obstruction of bile-ducts: *Kali mur.*

invading areolar tissues: *Natr. sulph.*

of extremities, with hard, glistening appearance: *Kali mur.*

Effusions, slimy, serous: *Natr. mur.*

Elastic tissues relaxed: *Calc. fluor.*

Emaciations: *Calc. phos.*

of neck: *Natr. mur.*

Encysted tumors: *Calc. fluor.*

Energy, lack of: *Kali phos.*

Epithelial cancer: *Kali sulph.*

Exhaustion: *Kali phos.*

Exuberant granulations: *Kali mur.*

Exudations, creamy, yellow: *Natr. phos.*

fibrinous, slimy, thick, yellow: *Kali mur.*

mucus, corroding: *Kali phos.*

sanious, mixed with blood: *Kali phos.*

serous, ichorous, offensive: *Kali phos.*

Face pale and sallow: *Natr. mur.*

Fibrinous exudation becomes hard: *Calc. fluor.*

Gangrenous conditions: *Kali phos.*

inflammations: *Silicea.*

Glands, enlargement of, from scrofula: *Kali mur.*

suppuration of, yellow, thick, offensive discharge:
Silicea.

swelling of: *Silicea, Kali mur.*

Gonorrhœa, purulent discharge in: *Calc. sulph.*

Hardened glands: *Calc. fluor., Silicea, Kali mur.*

Hemorrhage, bright-red blood: *Ferr. phos.*

does not coagulate: *Kali phos.*

thin, dark, putrid: *Kali phos.*

Indurated enlargements: *Calc. fluor.*

Infiltration: *Natr. sulph.*

Injury, neglected cases of, with suppuration: *Silicea.*

Leucorrhœa, purulent discharge: *Calc. sulph.*

Lymphatic glands, chronic inflammation of: *Natr. mur.*

Malignant inflammations: *Silicea.*

Mucous membrane, dry: *Natr. mur.*

excess of secretion: *Natr. mur.*

Mumps: *Natr. mur.*

Neuralgic pains in any tissue: *Magnes. phos.*

Nutrition, through indigestion, poor: *Calc. phos.*

Pancreas, diseases of: *Calc. phos.*

Periosteum, suppuration of: *Calc. fluor.*

Polypi: *Calc. phos.*

Proud flesh: *Kali mur.*

Rheumatism, with acid symptoms: *Natr. phos.*

Rickets: *Calc. phos.*

putrid stools: *Kali phos.*

- Scrofulous enlargement of glands: *Silicea*.
 Scurvy, gangrenous conditions: *Kali phos*.
 hard infiltrations: *Kali mur*.
 Secretions yellow, watery, purulent: *Kali sulph*.
 Serum in areolar tissues: *Natr. mur*.
 Smooth, œdematous swelling: *Natr. sulph*.
 Soft tissues, all injuries to: *Ferr. phos*.
 Sores, unhealthy: *Calc. sulph*.
 Spasms in any tissue: *Magnes. phos*.
 Sprains: *Ferr. phos*.
 Strains: *Ferr. phos*.
 Stunted growth: *Calc. phos*.
 Suppuration of glands: *Calc. sulph*.
 Syphilis, with purulent discharges: *Calc. sulph*.
 Tabes: *Calc. phos*.
 Thin, watery blood: *Natr. mur*.
 Tissues dry, scabby: *Kali phos*.
 Tongue coated white: *Kali mur*.
 slimy, frothy: *Natr. mur*.
 Ulceration of bone: *Calc. phos.*, *Silicea*.
 glands: *Calc. sulph*.
 lower limbs: *Calc. sulph*.
 tissues: *Ferr. phos*.
 Uneven, hard lumps: *Calc. phos*.
 Urine, white, sediment of mucus in: *Kali mur*.
 Vitality, lack of: *Kali phos*.
 Wasting disease: *Kali phos*.
 Yellow, white, greenish secretions: *Natr. sulph*.

FEBRILE SYMPTOMS.

- Acid symptoms during febrile diseases: *Natr. phos*.
 Bilious fevers: *Natr. sulph*.
 Blood-poisoning threatens: *Kali sulph*.
 Brain fever, low muttering of: *Kali phos*.
 Catarrhal fever, chilly sensations: *Ferr. phos*.
 quickened pulse: *Ferr. phos*.
 Chicken-pox, for heat and congestion: *Ferr. phos*.

Chilliness at beginning of fevers: *Calc. phos.*

in back: *Natr. mur.*

Chills run up and down spine: *Magnes. phos.*

Clammy sweat on body: *Calc. phos.*

Cold sweat on face: *Calc. phos.*

Delirium: *Kali phos.*

Desquamation, to aid: *Kali sulph.*

Diarrhœa, with sanious, bloody discharge: *Calc. sulph.*

Drowsiness: *Natr. mur.*

Dull, heavy headache: *Natr. mur.*

Dysentery, with sanious, bloody discharge: *Calc. sulph.*

Enteric fever, first stage: *Ferr. phos.*

Evening rise of temperature: *Kali sulph.*

Fevers, during suppurative processes: *Silicea.*

from relaxed conditions: *Calc. fluor.*

vomit of sour fluids during: *Natr. phos.*

with chills and cramps: *Magnes. phos., Ferr. phos.*

Flashes of heat from indigestion: *Natr. phos.*

Frontal headache from flashes of heat: *Natr. phos.*

Gastric fever, first stage: *Ferr. phos.*

Hectic fever: *Calc. sulph.*

with burning of soles of feet: *Silicea.*

Increased thirst: *Natr. mur.*

Inflammations, first stage: *Ferr. phos.*

second stage: *Kali mur.*

Intermittent fever, accompanied by cramps in legs: *Magnes. phos.*

fetid, profuse, debilitated sweat: *Kali phos.*

vomiting of food: *Ferr. phos.*

after abuse of quinine: *Natr. mur.*

from living in damp regions: *Natr. mur.*

on newly-turned ground: *Natr. mur.*

Malignant conditions of typhoid fever: *Kali phos.*

symptoms: *Kali phos.*

Measles, for heat and congestion: *Ferr. phos.*

Nervous chills, with chatter of teeth: *Magnes. phos., Kali phos.*
fever, low muttering in: *Kali phos.*

Night-sweats: *Silicea.*

in phthisis: *Calc. phos.*

Offensive foot-sweats: *Silicea.*

Perspiration, excessive: *Calc. phos., Kali phos.*
sour-smelling: *Natr. phos.*

Profuse night-sweats: *Natr. mur.*

Prostration in phthisis: *Silicea.*

Puerperal fever: *Kali mur., Kali phos.*

Pulse, subnormal: *Kali phos.*

Rheumatic fever, for exudation: *Kali mur.*

heat and congestion: *Ferr. phos.*

Saliva clear, watery: *Natr. mur.*

Scarlet fever, for heat and congestion: *Ferr. phos.*

Shivering at beginning of fever: *Calc. phos.*

Sleeplessness: *Kali phos.*

Small-pox, for heat and congestion: *Ferr. phos.*

Stupor: *Natr. mur., Kali phos.*

Sweat of head in children: *Silicea.*

while eating: *Kali phos.*

Tongue coated dirty, greenish-brown: *Natr. sulph.*

grayish-white, slimy: *Kali mur.*

Twitching: *Natr. mur.*

Typhoid fever, first stage: *Ferr. phos.*

for constipation: *Kali mur.*

sanious, bloody discharge: *Calc. sulph.*

Typhus fever, for heat and congestion: *Ferr. phos.*

sanious, bloody discharge: *Calc. sulph.*

Vomit of bile: *Natr. sulph.*

bitter fluids: *Natr. sulph.*

brown or black fluids: *Natr. sulph.*

Watery vomit: *Natr. mur.*

Yellow fever, black vomit of: *Natr. sulph.*

of remittent type: *Natr. sulph.*

SLEEP.

Anus, itching of: *Natr. phos.*

Better in evening: *Natr. sulph.*

Constant desire to sleep in morning: *Natr. mur.*

Dreams much: *Natr. sulph.*

Drowsiness, with bilious symptoms: *Natr. sulph.*

Drowsy: *Natr. mur.*, *Magnes. phos.*, *Calc. phos.*

Dull: *Natr. mur.*

Emptiness in stomach: *Kali phos.*

Excessive sleep, from an excess of moisture in brain: *Natr. mur.*

Grits teeth: *Natr. phos.*

Hard to wake in morning: *Calc. phos.*

Heavy, anxious dreams: *Natr. sulph.*

Hysterical yawning: *Kali phos.*

Itching of anus: *Natr. phos.*

Jerking of limbs during sleep: *Silicea.*

Lethargy, with hectic fever: *Calc. sulph.*

Nightmare, with bilious symptoms: *Natr. mur.*, *Natr. sulph.*,
Kali sulph.

Picks nose: *Natr. phos.*

Restless sleep, from worms: *Calc. phos.*, *Natr. phos.*

Screams in sleep: *Natr. phos.*

Sleep does not refresh: *Natr. mur.*

Sleepiness, with hectic fever: *Calc. sulph.*

Sleeplessness, after excitement: *Ferr. phos.*, *Natr. phos.*
worry: *Ferr. phos.*, *Kali phos.*
from nervous causes: *Kali phos.*
orgasm of blood: *Silicea.*

Sleepy in morning: *Natr. sulph.*

Somnambulism: *Kali phos.*

Stretching, from nervous causes: *Kali phos.*

Stupid: *Natr. mur.*

in morning: *Natr. mur.*

Tired in morning: *Natr. mur.*, *Natr. sulph.*

Vivid dreams: *Calc. phos.*

Wakefulness: *Kali phos.*, *Ferr. phos.*

- Wakefulness in old people with phthisis: *Silicea*.
 Weariness, from nervous causes: *Kali phos*.
 with bilious symptoms: *Natr. sulph*.
 Yawning, from nervous causes: *Kali phos*.
 with spasmodic straining of lower jaw: *Natr. phos*.

MODALITIES.

- Complaints after free use of poisonous things: *Natr. mur*.
 periodic: *Natr. mur*.
 Rise in temperature in evening till midnight: *Kali sulph*.
 Stomach symptoms worse after eating fats, pastry or rich food: *Kali mur*.
 Pains, aggravated by continued exercise: *Kali phos*.
 motion: *Kali mur*.
 rest: *Kali phos*.
 ameliorated by gentle motion: *Kali phos*.
 heat: *Magnes. phos*.
 pressure: *Magnes. phos*.
 rubbing: *Magnes. phos*.
 Symptoms, aggravated:
 arising from sitting position: *Kali phos*.
 at night: *Silicea*, *Calc. phos*.
 change of weather: *Calc. phos*.
 chilling feet: *Silicea*.
 cold: *Natr. mur.*, *Calc. phos.*, *Magnes. phos*.
 cold air: *Magnes. phos.*, *Kali sulph*.
 damp weather: *Calc. phos.*, *Natr. sulph*.
 draughts: *Magnes. phos*.
 during full moon: *Silicea*.
 eating water plants: *Natr. sulph*.
 exertions: *Kali phos*.
 fish: *Natr. sulph*.
 getting wet: *Calc. phos.*, *Calc. sulph*.
 heated atmosphere: *Kali sulph*.
 in the morning: *Natr. sulph.*, *Natr. mur*.
 evening: *Silicea*, *Calc. phos*.
 open air: *Silicea*.

Symptoms, aggravated:

motion: *Ferr. phos.*

noise: *Kali phos.*

rainy weather: *Natr. sulph.*

salty atmosphere: *Natr. mur.*

suppressed foot-sweats: *Silicea.*

water: *Natr. sulph.*

ameliorated:

cold: *Ferr. phos.*

eating: *Kali phos.*

evening: *Natr. mur.*

excitement: *Kali phos.*

gentle motion: *Kali phos.*

heat: *Magnes. phos., Calc. fluor.*

pleasant excitement: *Kali phos.*

pressure: *Magnes. phos.*

rubbing: *Magnes. phos.*

warm room: *Calc. phos.*

weather: *Calc. phos., Calc. sulph.*

INDEX.

- Abscess, 125.
 Addison's disease, 129.
 Amenorrhœa, 129.
 Anæmia, 130.
 Aneurism, 132.
 Angina pectoris, 132.
 Aphonia (*see Hoarseness*), 133.
 Aphthæ (*see Mouth, diseases of*), 133.
 Apoplexy (*see Hemorrhage*), 133.
 Appetite (*see Gastric derangements*), 133.
 Arthritis (*see Rheumatism*), 134.
 Ascites (*see Dropsy*), 134.
 Asthma, 134.
 Atrophy, 136.
 Backache (*see Pain*), 137.
 Biochemistry and homœopathy, 44.
 Biochemistry and organization, 42.
 Bites of insects, 138.
 Bladder (*see Urinary affections*), 138.
 Boils (*see Abscess*), 138.
 Bones, diseases of, 138.
 Brain (*see Meningitis*), 141.
 Brain-fag (*see Brain*), 143.
 Bright's disease (*see Kidneys, affections of*), 144.
 Bronchitis, 145.
 Burns and scalds, 147.
 Calcarea fluorica, 51.
 Calcarea phosphorica, 55.
 Calcarea sulphurica, 63.
 Cancer (*see Tumors*), 148.
 Carbuncle (*see Abscess*), 149.
 Cataract (*see Eye, diseases of*), 149.
 Catarrh, 150.
 Cellular pathology, 27.
 Cerebral congestion (*see Brain*), 152.
 Chicken-pox, 153.
 Chlorosis (*see Anæmia*), 153.
 Cholera, 154.
 Cholera infantum (*see Diarrhœa*), 158.
 Chorea, 158.
 Clinical cases, (*see Index*, p. 436).
 Cold in the head (*see Catarrh*), 160.
 Colic, 161.
 Comparative treatment, 35.
 Concussion of brain, 163.
 Constipation, 163.
 Consumption (*see Phthisis pulmonalis*), 167.
 Coryza (*see Catarrh*), 166.
 Cough (*see Pneumonia and Consumption*), 169.
 Croup, 172.
 Delirium, 173.
 Dentition, 174.
 Diabetes mellitus, 176.
 Diarrhœa, 181.
 Diphtheria, 184.
 Dizziness (*see Vertigo*), 191.
 Dropsy (*see Kidneys, affections of*), 191.
 Dysentery, 193.
 Dysmenorrhœa, 195.
 Dyspepsia (*see Gastric derangements*), 198.
 Ear, diseases of, 198.
 Eczema (*see Skin, affections of*), 206.
 Endocarditis (*see Heart affections*), 206.
 Enuresis (*see Urinary affections*), 206.
 Epilepsy, 208.

- Epistaxis (*see Hemorrhage*), 210.
 Erysipelas, 210.
 Exophthalmic goitre, 214.
 Eye, diseases of, 215.
 Felon (*see Abscess*), 220.
 Ferrum phosphoricum, 66.
 Fevers—simple (*see Intermittent fever*), 221.
 Fistula in ano, 225.
 Flatulence (*see Gastric derangements*), 225.
 Flooding (*see Hemorrhage*), 225.
 Gall-stones, 225.
 Gastric derangements, 226.
 Glandular affections (*see Scrofula*), 232.
 Goitre (*see Glandular affections*), 233.
 Gonorrhœa, 234.
 Gout (*see Rheumatism*), 236.
 Hæmoptysis (*see Hemorrhage*), 236.
 Headache, 236.
 Heart affections, 240.
 Hemorrhage, 242.
 Hemorrhoids, 244.
 Hepatitis (*see Liver, affections of*), 247.
 Hiccough, 247.
 Hip-joint disease, 248.
 Hoarseness, 248.
 Hydrocele, 248.
 Hydrocephalus (*see Meningitis*), 249.
 Hysteria, 249.
 Incontinence of urine (*see Enuresis; Urinary affections*), 251.
 Indigestion (*see Gastric derangements*), 251.
 Influenza (*see La grippe*), 252.
 Inflammation, 252.
 Insomnia (*see Sleep*), 253.
 Intermittent fever, 253.
 Jaundice (*see Liver, affections of*), 256.
 Kali muriaticum, 74.
 Kali phosphoricum, 82.
 Kali sulphuricum, 90.
 Kidneys, affections of (*see Bright's disease*), 256.
 Labor and pregnancy, 257.
 La grippe, 261.
 Laryngitis (*see Aphonia; Hoarseness; Tonsillitis*), 265.
 Leucorrhœa, 265.
 Liver, affections of, 267.
 Lumbago (*see Pain*), 268.
 Magnesia phosphorica, 94.
 Measles, 268.
 Mechanical injuries, 270.
 Meningitis, 272.
 Menorrhagia, 274.
 Mental conditions *see Brain; Delirium; and Kali phos.*, 277.
 Metritis, 282.
 Metrorrhagia, 282.
 Miscarriage (*see Labor and Pregnancy*), 283.
 Modalities (*see Pain*), 283.
 Morning sickness, 283.
 Mouth, diseases of, 283.
 Mucous membranes, 284.
 Mumps (*see Glandular affections*), 285.
 Natrum muriaticum, 100.
 Natrum phosphoricum, 108.
 Natrum sulphuricum, 113.
 Neuralgia, 285.
 Œdema of lungs, 292.
 Ophthalmia (*see Eye, diseases of*), 292.
 Orchitis, 292.
 Otalgia (*see Ear, diseases of*), 292.
 Otitis (*see Ear, diseases of*), 292.
 Ozæna (*see Catarrh*), 293.
 Palpitation (*see Heart affections*), 293.
 Pain (*see Neuralgia and Headache*), 293.
 Paralysis, 294.
 Peritonitis, 295.
 Pertussis (*see Whooping-cough*), 297.

Phthisis pulmonalis (*see Consumption*), 298.
 Pleurisy, 300.
 Pneumonia, 301.
 Potencies, 48.
 Prosopalgia (*see Neuralgia*), 306.
 Pruritus, 306.
 Puerperal fever (*see Labor and Pregnancy*), 306.
 Rachitis, 306.
 REPERTORY:
 Abdomen and stool, 399.
 Back and extremities, 415.
 Circulatory organs, 414.
 Ear symptoms, 384.
 Eye symptoms, 382.
 Face symptoms, 388.
 Febrile symptoms, 427.
 Female sexual organs, 406.
 Gastric symptoms, 396.
 Head symptoms, 377.
 Male sexual organs, 405.
 Mental symptoms, 380.
 Modalities, 431.
 Mouth symptoms, 390.
 Nervous symptoms, 419.
 Nose symptoms, 386.
 Pregnancy, 409.
 Respiratory organs, 410.
 Skin symptoms, 421.
 Sleep, 430.
 Teeth, 392.
 Throat symptoms, 394.
 Tissues, 424.
 Tongue, 392.
 Urinary organs, 403.
 Retinitis (*see Eye, diseases of*), 306.
 Rheumatism, 306.
 Scarlatina, 319.
 Sciatica (*see Rheumatism*), 321.
 Septicæmia (*see Hemorrhage*), 322.
 Silicea, 119.
 Skin, affections of (*see Exudations*), 322.
 Sleep (*see Kali phos.*), 328.
 Small-pox, 330.

Sore throat (*see Diphtheria, Croup, etc.*), 331.
 Spasms, convulsions, etc., 332.
 Spermatorrhœa, 337.
 Spine, diseases of (*see Rachitis and article on Calc. phos.*), 338.
 Stomatitis (*see Mouth, diseases of*), 339.
 St. Vitus' dance, (*see Chorea*, 158.)
 Sun-stroke, 339.
 Syphilis, 340.
 Teething (*see Dentition*), 343.
 Testicles, diseases of (*see Hydrocele*), 343.
 Throat (*see Hoarseness and Tonsillitis*), 344.
 Tinnitus aurium (*see Ear, diseases of*), 344.
 Tongue and taste, 344.
 Tonsillitis (*see Diphtheria*), 345.
 Toothache (*see Dentition*), 348.
 Traumatic tetanus, 350.
 Tumors and cancer, 351.
 Typhlitis, 354.
 Typhoid fever, 356.
 Ulcers and ulcerations (*see Abscess and exudations*), 361.
 Urinary disorders (*see Kidneys, affections of*), 363.
 Uterus, diseases of (*see Dysmenorrhœa; Leucorrhœa; Metritis; and Labor and Pregnancy*), 365.
 Vaccination, 367.
 Veins, diseases of, 367.
 Vertigo, 367.
 Vomiting (*see Hemorrhage*), 368.
 Warts (*see Skin, affections of*), 370.
 Whitlow (*see Abscess*), 370.
 Whooping-cough, 370.
 Women, diseases of (*see Dysmenorrhœa; Leucorrhœa; Labor and Pregnancy; Metritis; Uterus, diseases of*), 372.
 Worms, 372.
 Writer's cramp (*see Spasms, etc.*), 370.
 Yellow fever, 373.

INDEX TO CLINICAL CASES.

ABSCCESS:

- Calc. sulph. to abort suppurations, 127.
- Silicea in boils, 127.
- Silicea in suppurations, 128.
- Ferr. phos. for felons, 128.

AMENORRHŒA:

- Kali phos., 3x, Calc. phos., 6x, in menstrual irregularities, 129.
- Kali sulph. in amenorrhœa (from suspension), 130.
- Kali sulph. in amenorrhœa (non-occurrence), 130.

ANÆMIA:

- Calc. phos. in anæmia of school-girls, 131.
- Ferr. phos. in anæmia from menstrual irregularities, 132.

ANGINA PECTORIS:

- Magnes. phos., 133.

ASTHMA:

- Natr. sulph. in chronic asthma, 135.
- Natr. sulph. in asthma from exertion, 136.
- Kali phos., Kali mur. in asthma, 136.

BACKACHE:

- Calc. fluor. and Natr. mur. in backache of plasterers, 138.

BONES, DISEASES OF:

- Kali phos. and Calc. phos. in deficient osseous development, 140.
- Kali phos. and Calc. phos. in delayed dentition, 140.
- Silicea saved her foot from amputation, 140.
- Calc. phos. in slow union of fractures, 141.
- Calc. fluor. in osteosarcoma, 141.
- Calc. fluor. in osseous growths, 141.

BRAIN:

- Kali phos. wrought a complete cure, 142.
- Kali phos. in inflammation of the brain, 142.

BRAIN-FAG:

- Kali phos. in brain-fag from mental strain, 143.
- Silicea, 6x, in brain-fag of school-girls, 143.

BRIGHT'S DISEASE:

- Calc. phos. in Bright's disease following scarlatina, 14

BRONCHITIS:

- Ferr. phos. in recurring bronchitis, 146.
- Kali mur. and Ferr. phos. in chronic bronchitis, 147

CANCER:

- Kali sulph. in epithelioma of face, 148.
- Ferr. phos. in hemorrhage of cancer, 148.
- Kali sulph. in facial epithelioma, 149.

CATARRH:

- Kali sulph. restored the senses of taste and smell, 152.
- Kali sulph. in catarrh involving antrum of Highmore, 152.
- Natr. phos. in post-nasal catarrh, 152.

CEREBRAL CONGESTION:

- Ferr. phos. in cerebral congestion from overeating, 152.
- Ferr. phos. and Natr. sulph. in cerebral congestion of children, 153.

CHOLERA:

- Kali phos. cured cramps and diarrhœa, 157.
- Kali phos. in rice-water stools, 158.

CHOLERA INFANTUM:

- Ferr. phos., 3x, in cholera infantum, 158.

CHOREA:

- Magnes. phos. cured chorea, 159.
- Magnes. phos. in chorea, 159.

COLIC:

- Natr. sulph. in clergyman's colic, 162.
- Magnes. phos. and Natr. sulph. for bilious colic, 162.
- Natr. phos. in colic from oversecretion of lactic fluid, 163.

CONSTIPATION:

- Kali mur. in constipation from sedentary habits, 165.
- Silicea in constipation following confinement, 165.
- Natr. mur. in congenital constipation, 165.
- Silicea in "the bashful stool," 166.

CORYZA:

- Natr. mur. in recurring coryza, 166.

COUGH:

- Calc. phos. for cough in malnutrition of infants, 170.
- Natr. mur. in coughs of pneumonia, 171.
- Kali phos. in subacute laryngitis, 171.
- Magnes. phos. in spasmodic cough, 171.
- Ferr. phos. for cough, with emissions of urine, 171.

CROUP:

- Kali mur. for the exudation, 172.
- Kali mur. in spurious croup, 173.

DELIRIUM:

- Natr. mur. in delirium tremens, 174.

DENTITION:

- Ferr. phos. in dental irritation, 175.
- Calc. phos., 3x, in dentition, 175.

DIABETES MELLITUS:

- Kali phos., Natr. phos., Natr. sulph., Magnes. phos. in diabetes resulting from conjugal onanismus, 180.
- Natr. sulph. in diabetes, 180.

DIABETES MELLITUS:

- Natr. phos. for thirst and appetite in diabetes, 180.
- Natr. sulph. in diabetes—treatment successful, 180.
- Natr. sulph. and Magnes. phos. in diabetes of nervous origin, 180.

DIARRHŒA:

- Magnes. phos., and Calc. phos. in diarrhœa, 182.
- Natr. sulph. in morning diarrhœa, 183.
- Calc. sulph. in chronic diarrhœa, 183.
- Natr. sulph. in chronic diarrhœa, morning aggravation, 183.
- Natr. sulph. in chronic diarrhœa, 183.

DIPHTHERIA:

- Kali mur. and Calc. phos. in diphtheria, 188.
- Kali mur. for the whitish-gray exudation, 188.
- Calc. phos. and Kali mur. in diphtheria, with laryngeal complications, 189.
- Natr. sulph. for welling-up of mucus, 189.
- Kali phos. and Kali mur. in malignant diphtheria, 190.
- Kali phos. in paralysis after diphtheria, 190.
- Ferr. phos. in diphtheria of right side, 190.
- Ferr. phos. in diphtheria, 190.

DROPSY:

- Natr. mur. in post-scarlatinal dropsy, 192.
- Natr. mur. in scarlatinal dropsy, 192.
- Kali mur. in chronic swelling of feet, 193.

DYSENTERY:

- Calc. sulph., cm., in dysentery, 194.
- Magnes. phos. for tenesmus and tormina, 194.
- Magnes. phos., 6x, in hot water, for dysentery, 194.

DYSMENORRHŒA:

- Kali phos. in dysmenorrhœa, with neuroses, 195.
- Magnes. phos., 6x, in dysmenorrhœa, 196.
- Magnes. phos., cm., in dysmenorrhœa, 196.
- Kali phos. cured her dysmenorrhœa after all else failed, 197.
- Magnes. phos. in dysmenorrhœa, with intra-uterine exfoliation, 197.
- Magnes. phos. in pains centred in pit of stomach, 198.

EAR, DISEASES OF:

- Kali mur. in otitis externa, 200.
- Kali mur., Magnes. phos. in deafness, 200.
- Ferr. phos. in otitis media, 201.
- Kali sulph. in polypoid growths producing deafness, 201.
- Kali mur. in otitis externa and otorrhœa, 202.
- Kali phos. in tinnitus aurium, 202.
- Silicea in mastoid periostitis, 202.
- Kali sulph. and Silicea in otitis, 203.
- Silicea in suppuration of mastoid, 203.
- Ferr. phos. in deafness from chronic catarrh of middle ear, 204.
- Kali mur., 6x, in deafness, 205.

ENURESIS:

- Ferr. phos. in diurnal emissions, 206.
- Ferr. phos. in incontinence of urine, 207.
- Kali phos. in incontinence of urine, 207.

EPILEPSY:

- Kali mur. in epilepsy from suppressed eruptions, 208.
- Kali phos. in epilepsy of thirty-five years, 209.

ERYSIPELAS:

- Natr. sulph in facial erysipelas, 213.
- Natr. sulph. and Ferr. phos. in erysipelas accompanied by prostration and delirium, 214.

EYE, DISEASES OF:

- Kali mur. in parenchymatous keratitis, 217.
- Kali mur. in corneal ulcer, 217.
- Natr. mur. in excessive lachrymal secretions, 218.
- Natr. mur. in scrofulous subjects, 218.
- Natr. phos. in conjunctivitis, 218.
- Ferr. phos. and Calc. sulph. in hypopyum and conjunctivitis, 219.
- Calc. phos. in recurring keratitis, 220.
- Natr. mur. in overstrained eyes, 220.

FELON:

- Ferr. phos. in felons, 220.

FEVERS—SIMPLE:

- Kali mur. in simple fevers, 224.
- Ferr. phos., 6x, in fevers, 224.

GASTRIC DERANGEMENTS:

- Kali phos. in unnatural appetite, 228.
- Natr. mur. cured chill caused by acid food, 228.
- Natr. phos. for burning in stomach after meals, 228.
- Natr. phos. in indigestion after typhoid, 228.
- Natr. sulph. cured him as if by magic, 229.
- Ferr. phos. in gastralgia, 229.
- Ferr. phos. in gastric ulceration, 230.
- Ferr. phos. in loss of appetite, 231.
- Natr. phos. in chronic dyspepsia, 231.
- Natr. sulph. in non-assimilation, 231.

GLANDULAR AFFECTIONS:

- Natr. sulph. in chronic swelling of cervical glands, 233.

GOITRE:

- Natr. phos. for pressure in goitre, 233.
- Kali mur. reduced the swelling, 234.

GONORRHOEA:

- Magnes. phos. in chronic gonorrhœa, 235.
- Natr. mur., 200x, in chronic gonorrhœa, 235.
- Kali mur. for thick yellow discharges, 236.

HEADACHE:

- Kali phos. in partial insanity from headache, 239.
- Natr. sulph. in periodic headache, 239.
- Kali phos. in nervous headache, 240.

HEADACHE:

Natr. sulph. in periodic sick headaches, 240.

Kali phos. in headaches of students, 240.

HEMORRHAGE:

Ferr. phos. in apoplexy, 243.

Ferr. phos. in epistaxis, 243, 244.

Kali mur., 6x, in hemorrhage of the bowels, 244.

Ferr. phos., 2x, in hemorrhage of lungs, 244.

HEMORRHOIDS:

Calc. fluor., 3x, in hemorrhoids, 246.

Kali mur. in hemorrhoids, 246.

HICCOUGH:

Natr. mur. cures hiccough of ten years' standing, 247.

Magnes. phos. in hiccough in typhoid fever, 247.

HYDROCELE:

Silicea in hydrocele of children, 249.

Silicea for sarco-hydrocele, 249.

HYSTERIA:

Kali phos., 12x, in hysteria from non-occurring menstruation, 249.

Kali phos., 12x, cured in ten days, 250.

INDIGESTION:

Ferr. phos. in indigestion from drinking cold water while overheated, 251.

INTERMITTENT FEVER:

Natr. mur. after regular treatment, 254.

Natr. mur. after quinine, 255.

Natr. mur., 6x, cured the chills, 255.

Silicea in intermittent fever from suppressed foot-sweats, 256.

KIDNEYS, AFFECTIONS OF:

Calc. phos. in laziness of kidneys, 257.

LABOR AND PREGNANCY:

Magnes. phos. in labor-pains, 259.

Ferr. phos. in vomiting of pregnancy, 260.

Magnificent results from the tissue remedies, 260.

LA GRIPPE:

Natr. sulph. the remedy pre-eminent, 263.

Natr. sulph. after homœopathy failed, 264.

Kali mur. in rheumatic pains and white-coated tongue, 264.

LARYNGITIS:

Ferr. phos. in acute laryngitis, with exudative tonsillitis, 265.

LEUCORRHOEA:

Kali mur. effected a permanent cure, 266.

Calc. phos., 3x, in leucorrhœa, 266.

LIVER, AFFECTIONS OF:

Kali phos. in biliousness, 267.

Kali mur. in jaundice, 268.

MEASLES:

Ferr. phos. for the coryza and bronchial catarrh of measles, 269.

MECHANICAL INJURIES:

Ferr. phos. in injuries of soft tissues, 271.

Natr. sulph.—the first dose cured epileptic fits resulting from a fall, 271.

Calc. fluor. in suppuration following injuries, 271.

MENINGITIS:

Ferr. phos. in meningitis following a fall, 272.

Ferr. phos., 6x, Kali phos., 6x, 273.

Natr. sulph. in meningitis, scrofulous tendency, 273.

MENORRHAGIA:

Ferr. phos., 3x, for anæmia in menorrhagia, 275.

Magnes. phos. reduced uterus to normal size, 275.

Ferr. phos. to prevent menorrhagia, 276.

Calc. fluor. in menorrhagia, 276.

MENTAL CONDITIONS:

Kali phos. in religious melancholy, 277.

Kali phos. in hypochondriasis, 277.

Magnes. phos. and Calc. phos. give permanent improvement in iodicy, 279.

Kali phos. saved her from the insane asylum, 280.

Kali phos. in homicidal mania, 281.

METRORRHAGIA:

Silicea, 6x, in metrorrhagia, 282.

MOUTH, DISEASES OF:

Kali phos. in stomatitis, 284.

MUMPS:

Ferr. phos. and Kali mur. in mumps, 285.

NEURALGIA:

Magnes. phos. in left-sided neuralgia, 287.

Magnes. phos. in neuralgia involving teeth, 288.

Magnes. phos.—two doses cured her neuralgia, 288.

Magnes. phos. regulated the catamenia; cured the neuralgia, 288.

Kali phos. in neuralgia from hollow teeth, 289.

Magnes. phos. in neuralgia of head, 289.

Calc. phos. in neuralgia of sacrum, 289.

Magnes. phos. in right facial neuralgia, 289.

Magnes. phos. in facial neuralgia, 290.

Magnes. phos. in neuralgia from exposure to north wind, 290.

Magnes. phos., 12x, in prosopalgia, 290.

Calc. phos. cured; electricity failed, 291.

Magnes. phos. in faceache, 291.

Magnes. phos. in neuralgia, 291.

PARALYSIS:

Calc. phos., 6x, in paralysis of hands and feet, 295.

Kali phos. in facial paralysis, 295.

PERITONITIS:

Ferr. phos. in peritonitis caused by eating berries, 296.

Ferr. phos. in peritonitis following acute inflammation of the bowels, 297.

PERITONITIS:

Ferr. phos. in chronic peritonitis, 297.

PHTHISIS PULMONALIS:

Silicea in an exceptional case, 298.

Four doctors gave her up, 299.

PLEURISY:

Ferr. phos. relieved pleurisy entirely, second day, 300.

Ferr. phos. in acute pleurisy, 300.

PNEUMONIA:

Ferr. phos. cured after Lycopodium and Phos. failed, 304.

Ferr. phos. and Kali sulph. in lobular pneumonia, 304.

Ferr. phos. and Kali mur. in pneumonia from exposure, 304.

Kali phos. and Kali mur.—marked improvement in twenty-four hours, 305.

Ferr. phos. brought relief in a few hours, 305.

PUERPERAL FEVER:

Ferr. phos. in a case of puerperal fever, 306.

RHEUMATISM:

Kali sulph. in rheumatic fever, 309.

Magnes. phos. in rheumatism in scrofulous subjects, 309.

Kali mur. in rheumatism of joints, 310, 315.

Ferr. phos. and Kali mur. in acute rheumatism, 310.

Ferr. phos. in rheumatic fever, 311.

Ferr. phos. and Kali mur. in rheumatism of joints, 311.

Kali sulph. in rheumatism from getting wet, 311.

Magnes. phos. in lightning-like pains, 312.

Ferr. phos. and Kali mur. in rheumatic fever, 312.

Calc. phos. and Natr. sulph. in rheumatic gout, 313.

Ferr. phos. in muscular rheumatism, 314.

Ferr. phos. in rheumatism during catamenia, 314.

Magnes. phos. in rheumatic fever, 315.

Ferr. phos., 6x, cured rheumatic fever, 316.

Ferr. phos. in inflammatory rheumatism, 316.

RACHITIS:

Calc. phos. and Kali phos. in rachitis, 317.

Calc. phos. during gestation, to prevent rickets, 318.

SCARLATINA:

Kali mur. in scarlatina; no results from other remedies, 319.

Kali mur. in scarlatina; preventive and curative, 320.

Natr. mur. in convulsions and typhoid symptoms of scarlatina, 320.

Natr. sulph. in scarlatina, 321.

SCIATICA:

Kali phos. in sciatica, 321.

Ferr. phos. and Natr. sulph. in sciatica, 322.

Magnes. phos. cured his sciatica, 322.

SKIN, AFFECTIONS OF:

Natr. mur. in lichen, 325.

Natr. mur. in pemphigus, 325.

SKIN, AFFECTIONS OF:

- Kali mur. in eczema capitis, 325.
- Calc. sulph. cured sycosis, 326.
- Calc. phos. for eruptions, 326.
- Kali sulph. in recurring eruptions of pimples, 326.
- Kali mur. in dandruff, 326.
- Ferr. phos. in erythema, 327.
- Kali sulph. in ivy-poisoning, 327.
- Kali sulph. in alopecia, 327.
- Silicea for papillary eruptions, 327.

SLEEP:

- Kali phos. acted like morphia, 329.
- Kali phos. did him much good, 329.
- Natr. mur. in insomnia, 329.
- Magnes. phos. overcame the difficulty, 329.
- Kali phos., 3x, in sleeplessness, 329.

SMALL-POX:

- Ferr. phos. 3x, and Kali mur. in small-pox, 331.

SPASMS, CONVULSIONS, ETC.:

- Magnes. phos. in muscular spasms, 333.
- Calc. phos.—thirty convulsions in twenty-four hours—cured, 333.
- Magnes. phos. in convulsive sobbing, 334.
- Magnes. phos. in writer's cramp, 334.
- Spasms during catamenia, 334.

SPERMATORRHOEA:

- Calc. phos., 2x, and Kali phos., 3x, cured spermatorrhœa, 337

SUN-STROKE:

- Kali mur. in sun-stroke, 339.

SYPHILIS:

- Kali mur. in chancroid ulcers, 343.

THROAT:

- Ferr. phos. for bronchial irritation of public speakers, 344.
- Kali phos. in fetid breath, 344.

TONSILITIS:

- Calc. phos. in enlarged tonsils and deafness, 347.
- The lower potencies aggravated, 347.

TOOTHACHE:

- Kali phos. in toothache, 349.

TRAUMATIC TETANUS:

- Natr. mur. in traumatic tetanus, 356.

TUMORS AND CANCER:

- Kali sulph. in epithelioma, 352.
- Calc. fluor. and Silicea in sarcoma, 352.

TYPHLITIS:

- Ferr. phos. and Kali mur. in typhlitis, 355.

TYPHOID FEVER:

- Kali phos. relieved the hysterical symptoms, 358.

ULCERS AND ULCERATIONS:

- Silicea and Calc. phos.—ulcers four years—cured in four weeks, 361
- Calc. fluor. in indolent ulcers, 362.
- Natr. phos. in syphilitic ulcers, 362.
- Calc. fluor. in tibial ulcers, 362.

URINARY DISORDERS:

- Ferr. phos. in cystitis, 364.
- Natr. mur. in enuresis, 364.
- Calc. phos. in spasmodic retention of urine, 364.

UTERUS, DISEASES OF:

- Magnes. phos. in ovaralgia, 366.
- Kali phos. in antelexion with neuroses, 366.
- Kali phos., 12x, in ovaralgia, 366.
- Calc. fluor. in papillomatous erosion of cervix, 367.

VERTIGO:

- Natr. phos. cured vertigo with vomiting, 367.
- Kali phos. in vertigo from rising, 368.

VOMITING:

- Ferr. phos. in painless vomiting, 369.
- Calc. phos. for morning vomiting, 369.
- Calc. phos. for midnight vomiting, 369.
- Magnes. phos. in persistent vomiting, 369.
- Ferr. phos., 6x, for painless vomiting after meals, 370.

WHOOPIING-COUGH:

- The family doctor gave her up, 371.
- Kali sulph. in last stage of whooping-cough, 372.
- Kali sulph.—immediate improvement, 372.

WORMS:

- Ferr. phos. a worm remedy, 373.















