

The new cure for consumption by its own virus : Illustrated by numerous cases / By J. Compton Burnett, M.D.

Contributors

Burnett, J. Compton 1840-1901?
Harvey Cushing/John Hay Whitney Medical Library

Publication/Creation

Philadelphia : Boericke & Tafel, 1900.

Persistent URL

<https://wellcomecollection.org/works/ajh68sf3>

License and attribution

This material has been provided by This material has been provided by the Harvey Cushing/John Hay Whitney Medical Library at Yale University, through the Medical Heritage Library. The original may be consulted at the Harvey Cushing/John Hay Whitney Medical Library at Yale University. where the originals may be consulted.

This work has been identified as being free of known restrictions under copyright law, including all related and neighbouring rights and is being made available under the Creative Commons, Public Domain Mark.

You can copy, modify, distribute and perform the work, even for commercial purposes, without asking permission.



Wellcome Collection
183 Euston Road
London NW1 2BE UK
T +44 (0)20 7611 8722
E library@wellcomecollection.org
<https://wellcomecollection.org>

CURE
FOR
CONSUMPTION




YALE
MEDICAL LIBRARY




HISTORICAL
LIBRARY

COLLECTION OF

Arnold R. Kleb





New Cure for Consumption

By John W. Taylor

Author of "The Principles of Hygiene"

Second Edition, Revised and Enlarged

NEW YORK


Published by J. W. Taylor, 100 N. 3rd St.

Copyright, 1884, by J. W. Taylor

1884

Printed by J. W. Taylor

100 N. 3rd St., New York



Digitized by the Internet Archive
in 2012 with funding from
Open Knowledge Commons and Yale University, Cushing/Whitney Medical Library

THE
✓ New Cure for Consumption

By Its Own Virus.

ILLUSTRATED BY NUMEROUS CASES.

BY
J. COMPTON BURNETT, M. D.

FOURTH EDITION.

"Ubi morbus ibi remedium."

PHILADELPHIA :
BOERICKE & TAFEL.

1900.

COPYRIGHTED
BY
BOERICKE & TAFEL.
1900.

T. B. & H. B. COCHRAN,
PRINTERS,
LANCASTER, PA.

PREFACE TO THIRD EDITION.

A THIRD EDITION of my "Cure of Consumption" being called for, I am again in a position to confirm my previously expressed opinion of the therapeutic value of the virus in simple uncomplicated not-too-far advanced bacillary, or true tubercular phthisis. I claim that this I have now absolutely proved.

Of course, this treatment has called forth many enemies.

What good thing does not?

But has not Koch's system failed? they exclaim.

To this I reply, What I advocate is not Kochism at all,—that is a proceeding of great danger; my treatment is truly with the virus of phthisis, but on homœo-


pathic lines entirely; and properly carried out, it is quite harmless and yet withal powerful for good. I am very sure if Hahnemann were now alive he would have been ahead of us all in the use of the viruses of diseases in high potencies. He, at any rate, would have realized that the greater the virus the greater the remedy; and that not merely as a learning-tinged motto, but as a real guide in practical clinical work.

A number of physicians of my acquaintance absolutely refuse even a hearing for the particular remedy here treated of. And then? Well, if I were consumptive I would not care to be their patient. If phthisis can be cured with bread and butter or *attar de roses*, well and good; but if not, then let us have something that will cure it. Now I maintain that, taken early, we have in *Bacillinum* a real remedy for phthisis pul-

monalis, and for a considerable number of otherwise incurable forms of tuberculosis; and eight years' experience backs up this affirmation, and Father Time will confirm it.

J. COMPTON BURNETT.

86 WIMPOLE STREET,
CAVENDISH SQUARE, W.,
January, 1894.



PREFACE TO SECOND EDITION.

WHEN the first edition of this work went to press, now just a year ago, Prof. Koch had not yet divulged to the world what his remedy was, and hence I could not be quite sure that he and I were on similar lines, but from the published effects of his remedy, I *felt* sure that we were not far apart. Since then Dr. Koch has admitted the nature of his remedy—the Tuberculinum Kochii—so that I now know what I then was only firmly convinced of. Since I penned the preface to my first edition—though only twelve months ago—much has happened. Koch has been semi-deified, and his remedy lauded to the skies; now the reaction has set in. Koch modestly declined the


deification, as, on a certain occasion, did Paul and Barnabas, and now any medical pigmy is big enough to throw a stone at him ! And his remedy ? Almost universally voted “ useless as a cure, and terribly dangerous.” Koch and his world-famed remedy have come and—gone ! But they will return anon and . . . remain !—only the dose will get smaller and smaller until the long-contemned homœopathic dilutions will acquire the rights of citizenship in the universities and hospitals of the world. What now bars the way to the further progress of Kochism is the awful admission that will have to be made of the therapeutic efficacy of the infinitesimally small; the *little* dose is the *great* barrier to its onward march; the barrier will be knocked down in time, and then what a rush there will be to prove it !

Homœopathy is the winning horse at the Medical Derby of the world, and

will presently be hurried past the winning post by Orthodoxy itself as her rider.

And what effect has the past year's experience had upon my own views as to the therapeutic efficacy of Bacillinum? Simply to confirm them: my "*Five Years' Experience in the New Cure of Consumption*" has simply become *six*; and having enlarged my clinical borders by this additional year's experience, I have only to add that I have nothing to take from my first edition—the further year's observation having fully confirmed the views therein set forth.

November 14, 1891.



PREFACE TO FIRST EDITION.

FOR a number of years, notably during the past decade, the medical branch of the scientific world have been intently occupied and hard at work with the minute living causes of infectious and other diseases, and secondarily with the poisons or viruses of the disease processes as a cure or prophylactic of the self-same diseases; more particularly is M. Pasteur best known to the world at large in this connection.

But wherever the cure of disease is concerned, the practitioners of scientific homœopathy have ever been in the van, and it is therefore not surprising that they should have been before all others in using the virus of consumption where-

with to cure consumption itself. But a number of years ago, the leaders of the dominant sect of the medical profession raised a hue and cry against those of the homœopaths who were so unspeakable as to use the virus of consumption against the disease itself; and for fear of an unbearable amount of opposition and ignorant prejudice, the practice was discountenanced and almost discontinued—a few only publishing here and there a striking case of the cure of consumption by the virus of the process itself.

I am one of those on whom the opposition and ridicule have acted as an incentive to further observation and research, and for the past five years I have regularly used the bacillic virus as a part of my daily practice, and that in the aggregate with great satisfaction. Thus it is that the material that makes up this small treatise has been slowly accu-

mulating, and was intended to form part of a greater work on the general subject of the cure of grave forms of disease by the viruses of the disease processes themselves; but here Dr. Koch breaks in with his great epoch-making discovery of a new cure for consumption, and which turns out to be none other than our old homœopathically administered virus, against which the hue and cry was long ago raised by the very men who now lie prone at Dr. Koch's feet in abject adoration. The differences between our old friend Tuberculinum (which I have ventured to call Bacillinum, as the bacilli were proved to be in my preparation* by an expert in practical bacteriology). I say the difference between our old friend Tuberculinum or Bacillinum and that of Koch lies in the way it is obtained; ours is the virus of

*Very kindly made for me by Dr. Heath.

the natural disease itself, while Koch's is the same virus artificially obtained in an incubator from colonies of bacilli thriving in beef jelly; ours is the chick hatched under the hen, Koch's is the chick hatched in an incubator. The artificial hatching is Koch's discovery, not the remedy itself or its use as a cure for consumption.

I think very highly of Koch's remedy, as the world will no doubt call it, and I know that he is on the right track. I am more sure than Koch can be himself, because I used it five years before he knew it, and he has yet to prove that his results are satisfactory. There is one other difference, *i. e.*, the mode of administering it to the patient; I use the remedy in high potency, which is not fraught with the palpable dangers of Koch's method of injecting material quantities under the skin, or, in other words, straight into the blood. Of course, if

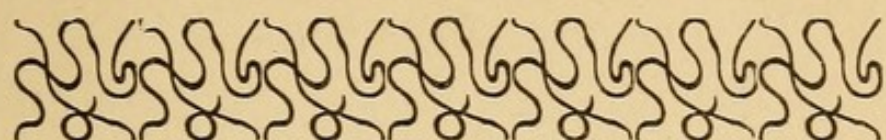
Dr. Koch's dosage and mode of administration should give better results than we have obtained, then Koch's method will have to be adopted. But my present opinion tends to the opposite conclusion. Still we will leave that till Koch's method has been properly tried. Meanwhile, here is my own

FIVE YEARS' EXPERIENCE.

Although I maintain that Dr. Koch's remedy has been very well known for a long time, whereof our vast but unfortunately almost unknown literature bears ample testimony, still his labors and their results are all his own, and we shall all of us honor the honest worker and distinguished *savant*, while at the same time we claim simply for ourselves what is rightly ours. True, we work in the obscurity of schism, but we work, nevertheless; and although to him all the honor, and to us ridicule, misrepresenta-

tion, and hateful slander, still we pray that we may never be weary in well-doing.

November 21, 1890.



FIVE YEARS' EXPERIENCE
IN THE
NEW CURE OF CONSUMPTION.

IT would be over fifteen years since I first occupied myself with the question of the therapeutical use of the viruses of certain diseases against the diseases themselves. And there are but few viruses that are known to science that I have not used as therapeutic agents, notably in hopelessly bad cases of consumption, cancer and the like. I will not enter into the results here more than to say that they are very different, and differing,

and at times contradictory; some of the cures with them have been very remarkable, and will some day see the light. In this paper I will confine myself to the *virus of Consumption*. I had used this here and there tentatively and timidly, but could not make up my mind to test it fairly; I say fairly, because a string of desperate cases do not constitute *a fair* test of any remedy or principle; that is how people commonly *try* homœopathy. I think it must be six years since, that I read the record of a case of consumption cured by the bacillic virus in highish dilution; if my memory serves me rightly, it was by Professor Clapp. I think I called attention to it in

reviewing a work while I was still editing the "Homœopathic World." It made a lasting impression on my mind. The late Dr. Ameke's (of Berlin) startling paper on the use of certain proximate principles (a sketchy translation whereof I published later on in the "Monthly Homœopathic Review") greatly interested me. I tried a few, and at times was much struck with my results, several of which were beyond anything I had ever witnessed before. I may instance the truly wonderful curative effects of *Cholestearin* in cancer of the liver, and which I have noted for publication.*

*See my "Greater Diseases of the Liver."
Boericke & Tafel, Philadelphia. 1891.

But consumption is the ever-present enemy, and I presently formulated to my mind the proposition that there must be some means of finding out whether the virus of consumption could cure consumption or not. I determined to try some of it upon myself,—I not being in consumption. I took it in varying doses at various times, the 30, C., C. C., in the form of pilules.

EFFECTS OF THE POISON OF CONSUMPTION UPON MYSELF.

One effect was constant, viz., a severe headache, worse the day after taking the poison, and lasting on till the third day. This headache I felt every time I took it; I fancied

the headache from the thirtieth was much worse than from the hundreth. The kind of headache I could only describe as far in, and compelling quiet fixedness. The headaches recurred from time to time for many weeks.

The next constant effect upon me was expectoration of non-viscid, very easily detached, thick phlegm from the air-passages, followed after a day or two by a very clearing of the voice. The third effect was not quite constant, viz., windy dyspepsia and pinching pains under the ribs of the right side in the mammary line. And, finally, disturbed sleep—distressful. There was a little cough on three occa-

sions, but only very slight, and only just enough to raise the phlegm, which came so easily that one might almost say it came of itself. This done, I began to use the virus with, not more confidence exactly, but with more familiarity. One of my very early cases of bad phthisis, which the virus quite cured, was the daughter of an aged army surgeon then resident in South Wales. The old gentleman has since gone home, but Miss H. is now a fine, stout woman, whom I really failed to recognize when she came to thank me for her cure. She must have gained thirty pounds in weight. But as I cannot lay my hands on the notes of the case I will count it for nothing.

In my little treatise, entitled "Fistula and its Radical Cure by Medicines," may be found a case of urinary fistula in which the bacillic virus saved the patient's life, and cured his disease with the help of other remedies, but I will not count that case either as anything, because the virus was not always given by itself. In the cases which I shall now cite the virus was almost invariably given absolutely by itself. When I say that the virus was given by itself, I do not necessarily mean that the case was treated with that as the only remedy used before or after, but that at the time it was so given it was so given alone, and its action carefully noted.

The idea that the remedy of a disease may lie in itself reaches back to the youth of the world. Moses's lifting up the serpent in the wilderness is a symbolic similitude ; " take a hair of the dog that bit you " almost formulates a doctrine. The homœopathic conception can hardly be separated from the idea of curing the disease by a bit of itself, for the simple reason, that if you alter somewhat two things that are identically the same you reduce identity to similarity.

When I speak of consumption or phthisis, I mean the real tubercular disease, the genuine more or less infectious consumption, whether it is of the lungs, brain or whatsoever other part.

Thus far I have sought to lead up to my thesis proper—my five years of practical experience of the cure of consumption by its own poison. In my small essay, entitled “Diseases of the Skin from the Organismic Standpoint,” p. 7, begins the following case :—

HYDROCEPHALUS, ECZEMA, LATENT
VACCINOSIS.

In the early part of the year 1885, I was requested to see the only surviving child of a country clergyman, who had been given up by three medical men, as it had water on the brain. The child's head was of the usual hydrocephalic type; he was alternately wakeful and delirious at night, and he

talked nonsense by day at intervals. Their local doctors had taken a consultant's opinion, and they agreed that the boy was suffering from tuberculosis of the meninges with effusion, of which a little brother had previously died. The child's life-history was told to me, and I underlined the facts that he had had eczema, and had been twice *unsuccessfully* vaccinated. After the *unsuccessful* vaccinations (want of organismic reactionary power) the eczema almost disappeared, and very soon the present disease began. I treated the case thus causally *ex-hypothesi*; a severe pustular eruption, and then patches of lepra and eczema appeared, and at

the end of about six months' treatment I was able to discharge the little patient, cured of his water on the brain and of his skin diseases. I saw him the other day, and learned that he continues well and has grown a good deal.

When said essay was sent to the proper quarters for the opinions of medical experts, one of the reviewers called attention to the fact that I had not named the remedies which cured the boy, and called upon me to make them known. Well, *the* remedy of the case was the poison of consumption; after taking this in a high potency and infrequently, the head went smaller; the delirium ceased,

as did also the nocturnal hallucinations and fright, and the pyrexia entirely disappeared. I happen to know that the cure holds good to date, now nearly six years, though a certain amount of irritability of temper remains.

I did not mention the remedy then, thinking the world not ripe for it; but now that Professor Koch's large dose injections of the same substance are the order of the day, my harmless infinitesimals will hardly meet with any objectors, rather shall I expect to incur ridicule. Anyway, it was the virus of consumption that cured the case, and nearly six years testify to its genuineness and lastingness.

Allowing that to count as my first case, I will proceed to my

SECOND CASE.

About two years ago I was called to a boy of 3 years of age in the night, with diarrhœa, furious fever, burning hot skin, great heat in the head, red flushed face, and eyes turned upwards, quivering and rolling. Patient had been ailing a little, and ordinary homœopathic remedies had been given in vain. Considering the case to be one of incipient tuberculosis, I gave one dose of a high potency of its virus; within an hour patient quieted down, went to sleep, burst into a free per-

spiration, and awoke in the morning greatly improved, and very soon completely recovered, and is now a very fine boy.

CASE III.

I was called last year, also in the night, to a bairnie of some 20 months of age, who had been ill for days with "something in the head," high fever, restlessness, and constant screaming. I had seen him from his first ailing, and prescribed our usual remedies, but they took practically no lasting effect. I had seen the child in the evening and prescribed for it, and did not apprehend any mischief, although there had been no sleep for some forty hours, but when called in the night I was

greatly alarmed at the child's fallen-in and collapsing state, and I feared the worst. There was the peculiarly fetid smell of the child's body, such as I had noticed in the previous case. Moreover, he was the brother of Case II., and of both very numerous near relations had died of consumption at different periods, and one young cousin had died of tuberculosis of the brain coverings. I gave an infinitesimally minute quantity of the phthisic virus on sugar of milk dry on the tongueand the result?

I hardly like to pen so remarkable a result, as it looks so strangely improbable. Patient fell asleep within ten minutes, and ut-

tered thereafter no further screams. He made a rapid and complete recovery, though his forehead still gives him a rather old-mannie look.

CASE IV.

In the early fall of this year, 1890, I was called upon to prescribe for a tall girl of 12 years of age, of a distinctly phthisic habit. She had a tedious little hack of a cough that had lasted for months, and refused to yield to the common homœopathic remedies. As before stated, she was tall for her age; she had long fingers, almond-shaped nails, a long neck, indurated glands in the neck. Infrequent doses of the phthisic virus in high potency rapidly altered the entire face of

the case, the cough went in ten days, and in a few weeks she was reported "perfectly well and getting quite fat." Many of this young lady's relatives have died of tuberculosis. It is in just this early stage of consumption that the virus acts with such promptitude and brilliancy. And I will add that the action of Psoricum is often very nearly equal to it in old cases, whereof I could cite some very notable examples, but here they would not be apposite.

CASE V.

In the early spring of 1887 a young lady of 15 years of age was brought to me from the North, for her age she was very big. She

had very large tonsils, chronic running from the nose, worse in the early morning on rising; her speech was thick; her thorax, the so-called *pigeon-breast*; she menstruated freely; she has moist palms, and she perspires across the nose a good deal; she gets chilblains. She feels very chilly, and I find her spleen a good deal swelled. Distinct dulness on percussion at the apex of the right lung.

As patient had suffered badly from vaccination, I ordered my favorite *arbor vitæ*. This brought no change for the better; her perspiration of chest, armpits, palms, nose and feet became very bad.

The virus of consumption was

here administered; the thirtieth at twelve days interval, and after one month of this the perspirations had greatly diminished; after two months the dulness on percussion at the right apex had gone, the chest took on a much better shape (the depressed right side stood out much better). In another two months of the same medication she was in capital health, and her mother wrote me at the end of October, 1887,—“She is so well.”

And now, two years later, I am able to say that she has never looked back, and is a bonnie person—just a wee bit stout, perhaps. Patient had altogether forty-eight globules of the virus, of the thirtieth potency, spread over four months.

CASE VI.

It is nearly four years since, the exact date being February 25, 1887, that a married lady, then 38 years of age, mother of seven children, came to me for a bad cough, that troubled her all the more as she was then *enciente*. * This cough was worse on going to bed and on getting up. She had been four times vaccinated, and three out of the four were unsuccessful. She had suffered from leucorrhœa a good deal, and from coughs. As she had had three sisters die successively of consumption (at 28, 32, and 40 years of age respectively), her husband was

much concerned about her future. Considering her family history, and the fact that the apex of the right lung was consolidated, though I did my best to cheer him up, I had sad misgivings myself. She had from me in succession, and with very striking benefit, the following remedies in the order named, *Thuja* 30, *Pulsatilla* 3^x, *Bellis perennis* 3^x, *Sepia* 12, *Hepar sul.* 6, *Thuja* 30 (a second time), and *Nux vomica* 3^x. We found patient after these remedies; at the end of the month of October, 1888, in a pretty bad way; there was the same dulness on percussion at the apex of the right lung, the same little hacking cough continuing all day,

and exacerbating at bedtime and on rising, and patient was very thin. I then determined to try the phthisic virus. After being under it for a month she did not trouble to report herself till March 15, 1889, and then she only came because she had a cold, and therewith some cough again. She had been so well all the winter that she considered herself quite cured. Here I repeated the October prescription of the virus, and I discharged the patient cured in one month and two days therefrom, viz., on April 17, 1889. She has never looked back, and is now a stout woman.

CASE VII.

At the beginning of July, 1887,

a young woman of about 30 was brought to me, far gone in consumption. She was very, very emaciated, the menses had ceased. Her two sisters had died in the same way, and all hope for her recovery had long since been abandoned; but hearing, or rather having observed, a young lady in the same neighbourhood get well of consumption under my care, her mother accompanied her to me. Having used *Thuja* (the poor thing had been vaccinated four times, the last three unsuccessfully), *Calc.*, *Hypophos.*, and *Cardius Mariæ*, with decidedly good results, I felt encouraged, and thought it almost possible yet to save her if we could

only get rid of the fever. With the virus I succeeded in doing this after a few months; patient lost her cough to a very large extent, the expectoration came down to a mere nothing, and she put on a few pounds in flesh, and lived for nearly two years *free from consumption*, or rather, free from the ordinary symptoms of that disease, such as fever and cough. Her mother said to me one day,—“You seem to have cured the consumption, and yet my daughter gets weaker and weaker every day, and the dropsy goes on getting worse and worse.” And so it was; and of the dropsy she died, nearly two years after the consumptive process seemed cured. This

case is unique in my experience. The phthisic virus cured the phthisis so far as I could tell. I used a good many remedies then to meet the varying symptoms with, at times, very good effects, but the effects did not last. To give some idea how persistently I treated her, I will name the remedies she had from me,—*Fragaria vesca* θ , *Chelidonium majus* θ , *Ceanothus Americanus* \mathbf{I} , *Scilla maritima* θ , *Iodium* 3^x , *Aconite*, *Baptisia* 3^x , *Pyrogenium* 5 , *Calc. Phos.*, *Rubia tinctoria*, *Fer. acet.*, *Cholestearin*, *Arsenicum*, *Phos.*, *Iodoform* 3^x , *Pancreatin*, and *Spirit. glandium quercus*. Still in the end I failed, and she died of hepatic dropsy, due

to hopelessly far advanced granular atrophy. When I say the phthisis was cured, I, of course, do not mean that to be taken literally; on the contrary, I mean that though the fever, etc., were quite extinguished, and patient's condition was for some months relatively comfortable, still, the frequently recurring hæmorrhages showed that occult processes were still going on within the closed circle of the economy.

CASE VIII.

I will now briefly narrate the successful case through which Case VII. came under my observation:—

The patient was 17 years of age, and her sister had just died of consumption of the lungs.

Patient was very anæmic, sickish, pale almost to whiteness, profound debility, dyspnœa, cannot mount or hurry, menses very irregular.

“She is going just like her poor dear sister, she has the same fever every evening.”

Of the diagnosis there could be no doubt, and the sister's fate determined me to use the virus 30. This was on the 4th of October; on the 1st of November then next following, I find in the case a record: “Certainly better, the evening feverishness has gone.”

I then used the virus in higher potency (and at all times and in all cases at certain intervals). She

got quite well of all the consumptive symptoms, but remained neuralgic and anæmic; but these ailings having been righted by *Mangan. acet.* 1, *Zincum acet.* 1, *Fer. acet.* 1, I discharged her cured. She is a fine, bonnie woman now, and anything but consumptive looking.

Here I conclude that the phthisic virus acted, and acted adequately, curatively—its stop-spot being on the offside of the disease as expressed in this damsel.

As to the use of the other remedies, I would specially insist upon the fact that the phthisic virus only acts *within its own sphere*, and that this sphere is very *sharply defined* as to time, and what it does

not do soon* and promptly it does not do at all. Its action is, if I may so express myself, *acute*: its chronic equivalent is Psoricum.

CASE IX.

“I have come to town again for the purpose of preparing to go abroad. You will remember that you advised me to go south last year, and that I spent the winter and spring at Cannes. You sent the powders to me there. Those white powders did me a great deal of good—almost set me free from

**Second Edition*: When I say *soon*, I mean that its action *begins* at once—only, of course, as phthisic processes are generally chronic, the treatment thereof must also be the same, *i. e.*, chronic.

bronchitis. Since I last saw you I have had but very little bronchitis. I look well, and people tell me I am looking very much better than I did last year."

The complaint was dependent upon a phthisical taint in the constitution, and it was the phthisic virus that cured the case. At first it was given over two months, and later on for six weeks. The one-hundredth potency in very infrequent dose. Patient's brother had died of consumption.

CASE X.

A city merchant, married, and father of a family, came under my observation in the spring of 1888 for phthisis and fistula, or, I would

rather say, for fistular anæmia and “consumptiveness,” for the consumption was not declared, though the experienced eye was not to be misled. The whole circumanal surface was red; glands of the left side of the neck very much indurated. The gentleman’s poitrinary constitution may be accounted for, seeing that his father was dying of consumption when patient was born.

I treated him with much success with *Kali carb.* 30, *Nux vomica* 1, *Hepar sul.* 3, *Silicea* 6, and *Hydrastis canadensis* 6, with two intercurrent courses of, each one month of the phthisic virus, and in seven months—end of 1888—discharged

him quite cured, and, so far as I could tell, sound, in all respects. I have never seen him since, and I believe he has never looked back.

CASE XI.

The following case is striking. On April 23, 1888, a lady and gentleman brought their only boy, 2 years and 8 months of age; he was their only child, because their other two had died of tuberculosis of the brain, and this one was going the same way, and with the same symptoms, and at about the same age. The parents told me nought of all this till I had given my diagnosis; these were the symptoms. He is fretty and ailing, whines and complains, feelably in-

durated glands everywhere, hottish, drowsy, urine red and sandy, much given to be frightened, particularly by dogs. Has been vaccinated, and had thereafter a dreadful arm for four months. He would not smile for or at any one or any thing, and when spoken to forthwith began to whimper. His skin was dingy, his skull hydrocephalic.

Diagnosis: Tuberculosis.

When I had fenced awhile with the anxious mother's questions, she broke down and begged me to be candid, and then told me of their sad troubles and loss of their two previous children. I then stated the diagnosis, but stated that I hoped I should cure it. Of course the

parents tried to believe the welcome prognosis, but could not, and went home in terrible distress of mind.

I began with *Aconite* and *Chamomilla* 30.

April 30th.—Better a good deal; sleeps very well; less drowsy, urine better.

Pulsatilla 1 was then given.

May 14th.—Urine normal; no longer drowsy; but the glands and anatomical condition no better. I had often treated such like cases with steady, general, and particular amelioration of symptoms, but I had by this time grown wiser, and fully recognized that the stop-spot of such remedies as *Aconite*, *Chamomilla* and *Pulsatilla* was a long

way on the hither side of a cure. Said I to myself, This sort of remedy only goes *up* to the tubercle, and the tubercle sphere is their stop-points. . . . But it is the tubercles that kill! I therefore began with phthisic virus.

June 11th.—Not sleepy; sleeps quietly at night; he is wasting; frets and whines; urine normal.

Mindful of the vaccinosis, I thought it probable that as that was the more recent, and planted upon the tuberculosis, the vaccinosis would have first to be cured.

Thuja 30.

July 11th.—Was better, but yesterday was at a flower show, and he now screams a good deal.

R. *Glunion* 2 and *Aconite* 2.

18th.—He has got over this attack, and the glands are a trifle less. He now sleeps badly again. The previously administered one-hundredth (centesimal) of the phthisic virus not having acted as well as I anticipated, I came down to very infrequent doses of the thirtieth.

August 22d.—Appetite better; nights good; not drowsy by day; urine red and brick-dusty a week ago; is still mum and fretty; he is stronger; can walk further; glands of the neck much worse, notably those on the left side.

Pulsatilla 3^x and *Calc. C.* 12.

October 17th.—He is worse, and

screams dreadfully in his sleep. I then put patient again steadily upon the virus alone as our only chance, and the patient was discharged cured on January 7, 1889. At the end of the year I received this letter:—

“ 4th December 1889.

“ Dear Sir,—I feel I must thank you for your kind advice and trouble you have taken in curing my little son I am happy to say he has taken a change for the better for some time past; he has made flesh, and has so altered that you would scarcely know him. Hoping he will keep so; and should anything happen that he is not so well. . . . I shall fly off to you,” etc.

Since then I have heard nothing, and so conclude that the cure is permanent.

The striking amelioration in the boy which filled the mother with gratitude, and impelled her to write the above, I take to be the natural healthy growth of the boy, which set in *after* he was *cured* of the tubercles.

This case greatly impressed me, and, moreover, much encouraged me. Evidently it has only been taken just in time; a little later and the phthisic virus (at any rate in my homœopathically prepared infinitesimal quantities) would have been unavailing.

CASE XII.

A little girl of 6 years of age, daughter of a country squire, being under almost ideally perfect hy-

gienic surroundings, her father, however, suffering from chronic pulmonary consumption, fell ill in the spring of 1888. There was fever, wasting, abdominal pains and discomfort, and restless nights. The glands of both groins and on both sides of the neck enlarged and indurated, some were visible on simple inspection. Except that she had been vaccinated in the usual way, she had had no illness. The local family doctor considered her case a very anxious one, and had small hope of her ultimate recovery.

I gave the virus in the thirtieth potency, and at intervals of nine days. This was on July 27th.

On August 27th I find noted in

my record of her case:—"Was nearly well, but is now feverish again; cries out in her sleep; strawberry tongue; very feverish." I then repeated the virus, but in the one-hundredth potency, and at the same intervals (to allow of undisturbed action, see Hahnemann).

November 2d.—Is better decidedly; has quite ceased crying out in her sleep; all the glands are nearly well.

Thuja occidentalis 30 also at like intervals.

She remained well for some months (from September, 1888, till May 1890), when, on

May 28th, 1890, I thought it was wise to repeat the virus, as on August 27th, 1888, and this set her

right; and after three months she continued well, except for a slight stomach derangement, which *Pulsatilla* 1 and *Arsenicum* 5 put right. She is now well.

Her younger sister I treated for a much minor degree of the same constitutional state with *Iodium* 3^x and *Glonoin* 3^x, with seemingly complete success, and therefore I did not need to have recourse to the bacillic virus.

CASE XIII.

There are certain cases of what may, perhaps, be termed CONSUMPTIVENESS, but where the patients, through being fed largely and richly, manage to get stout, even very fat, and who yet are distinctly

afflicted with the tuberculous taint, and who in the end get diabetes, or go into common consumption. Such a one was a very big, stout, provincial gentleman, of bright, florid complexion, who came under my professional care in the spring of this year. His mother died young, of phthisis, and his only sister is stated to be going the same way. He gets pneumonia very often in the cold weather, and hence he now goes from place to place to avoid cold. He coughs much, and brings up much phlegm. As his father died of pneumonia, and, as I have just observed, his mother of consumption, he regarded his own outlook with

reasonable apprehensiveness. He perspired very profusely, drank huge quantities of fluids, some of them alcoholic, and had wretched, sleepless nights, with almost constant fever. The glands of his neck were very much enlarged. He was three months under the bacillic virus, and was then a very different man; he now sleeps well; the glands are well (*i. e.*, cannot be felt); the temperature is now normal; no cough; no phlegm; and his tissues are much less watery. He is, therefore, not so huge, and much more active.

CASE XIV.

I have had another case so much like the one just narrated that I will

merely note it shortly. There was a similar unhealthy parentage, the same liability to pneumonia, the same watery hugeness of body, the same same sort of cough and wet phlegminess, the same excessive perspirations and thirst, and restless nights. But *no* fever as a rule.

The treatment was mixed; the bacillic virus had not the same decided effect, but under it he went smaller in bulk, but *did not lose weight*, from which I conclude that he really gained in proper flesh, but lost in water from his tissues. In this case *Pulsatilla*, *Spiritus glandium quercus*, and the *Acetum lobeliæ* greatly aided in his cure. When I lately saw him, and passed

the time of day, he cried after me,
“ Oh ! I am splendid.”

CASE XV.

A young lady, unmarried, aged 19, was brought to me by her father at the beginning of the month of July, 1889. The hectic flush of the cheeks announced the dreadful diagnosis ; shortness of breath for long, much worse the past three years ; little hacking cough ; a number of strumous scars of various dates in the neck ; dusky skin ; there are large moist râles in both lungs ; amphoric sounds in the right lung ; increased vocal resonance of right lung ; there is a large *soft-feeling* gland in the left side of the

neck; a very pronounced endocardial bruit, best heard at the apex beat; and the before-mentioned hectic flush.

July 12th.—Trit. 3^x *Iodoformum* in four-grain doses.

Two months of this treatment effected very pronounced improvement, and patient had gained in flesh, but the hectic was not touched.

October 9th.—At this date I began with the bacillic virus (C.) Always in very infrequent dose, and, in future, this is always to be understood, so I need not again state this *all-important* fact. Thereafter the same remedy (C.C.)

Recovery complete, and she remains plump and well. As patient

lives 150 miles away from London, I have never been able to see her to percuss and auscultate with the view of ascertaining the physical state of her thoracic organs. They were under a promise to come, but as she is so evidently well they do not see the need of incurring the expense and taking the trouble of a journey to town merely for *my* satisfaction.

CASE XVI.

A little boy of 7 years of age was brought to me at the end of the spring of 1890 for symptoms of incipient phthisis; he had had an ill-defined sort of fever, and then the Russian influenza. Consumption being in the family, his parents had

become anxious about him principally because of his loss of flesh and great prostration, together with a morbid timidity. The glands of his groins and both sides of his neck were very much enlarged and indurated, particularly the glands over the apex of the right lung. As he had suffered much from vaccination, I first gave *Thuja* 30, and *Sabina* 30, and then the bacillic virus (C.) "He has gained in flesh, weight, and spirits; his nerve is also better, as he has taken to riding, a thing he was afraid of before."

He got quite well, and remains so to date.

CASE XVII.

A lady of 56 years of age came

to me, with what I considered tubercular synovitis of her left knee, in the fall of 1889. She walked in with difficulty with the aid of a stick. The thing was evidently *de souche tuberculeuse*; she was florid; her mother died young of consumption, and six of her brothers and sisters had succumbed to the same malady in different forms. After two months of the bacillic virus (C.) she reported herself as quite well, and free from pain and inconvenience, and "able to walk slowly without stick for an hour and a half at a time."

She is quite well now.

CASE XVIII.

A boy of 8 years of age, whose

mother is in consumption, and of whose ancestors quite a number have died of consumption, was brought to me on September 6, 1889, for these symptoms: nocturnal perspirations; (notched incisors); indurated glands everywhere very large and very numerous; drum-bellied; grinds his teeth in the night; great susceptibility to taking cold; perspirations worse at the back of the lungs and of the head; big head with bulging forehead; subject to attacks of fever and diarrhœa.

Two months of the virus (C.) cured all these, and he is now well and thriving.

CASE XIX.

On September 9, 1889, a young merchant, 26 years of age, of pronouncedly phthisical habit, both of whose parents had died young of lung disease, came to me telling me he had been under nine physicians, and also in a well-known hospital for what may be collectively termed consumptiveness: severe piles; constipation, and a brown cutaneous affection on the abdomen, that, I think, has been termed erythrasma. He is tall, thin, long thin neck, and bends forward. He was three months under the bacillic virus, got quite well, and has since married. He is altogether a different man. He had subsequently *Thuja* for

his vaccinosis, and then *Hydrastis canadensis* ^θ five drops in a tablespoonful of water twice a day for some time. And here I will allow myself to interpose the remark, that *Hydrastis* given as just named fattens up patients *after* the cure with the bacillic virus in an often truly wonderful manner. The bacillic virus has a well-defined and limited sphere of action, and very frequently needs to be followed by other remedies, as so few cases are quite simple.

CASE XX.

A married lady, 35 years of age, mother of three consumptive children; her only brother died of rapid consumption. She had mis-

carried three times, and was dying piecemeal of excessive menstruation, and had become alarmingly emaciated.

She had the virus (C.), and this was followed by *Chelidonium majus* θ and *Thuja* 30, and she was discharged cured at Christmas, 1889.

She is now well and in good condition.

CASE XXI.

Daughter of the foregoing, 7 years of age, with limbs like sticks; right lung very flat; ribs of the right side fallen in; indurated cervical glands; strawberry tongue; spleen swelled; irritable and restless.

She had the virus for two months

followed by *Calc. phos.* 3^x, and was discharged cured on May 14, 1890.

CASE XXII.

The baby brother of the foregoing was brought on September 11, 1889, in an emaciated state, suffering from chronic diarrhœa, and evidently without the intervention of medical art not long for this world. In my case-notes he is described as "all glands," *i. e.*, the cervical and inguinal glands feelably indurated and visible. Without doubt his mesenteric glands were the seat of the same consumptive process and the real cause of the diarrhœa. He had *Elatarium* 3 (the motions went off "pop"). *Iodium* 2 and *Thuja* 30, when he

was considerably better, but still had the diarrhœa and excessive perspirations. After a month of the bacillic virus, however, his mother reported "Very much better; no diarrhœa; no perspiration; we consider him quite well."

I gave him, however, two months of *Calc. phos.* 3^x.

He was reported well on Feb. 24, 1890, and he is now a thriving boy notwithstanding our dirty London atmosphere.

CASE XXIII.

An author of eminence, well known in theological circles, a little over 50 years of age, came to me in the fall of 1889, complaining of terrible pain in his head, almost abso-

lute sleeplessness, and profound adynamia. Most of his brothers and sisters had died of water on the brain ; his own right lung is solid, probably from healed-up cavities, as he used to have blood-spitting for years, and after much good treatment and foreign travel he "grew out" of his pulmonary consumption. His own friends, on advice, were having him "shadowed," as he was thought to be on the verge of insanity. The pain in his head he described as if he had a tight hoop of iron round it ; his hands tremble ; but what distresses him almost more than anything is a sensation of damp clothes on his spine.

It sounds hardly credible, but in

less than a month after beginning with the virus the pain in the head had gone, the sensation of damp clothes had gone, and his sleep was very fairly good.

As a matter of prudence, I gave it him at long intervals for another month, and then he needed no further treatment. He continues, I believe, in good health, and is hard at work finishing a forthcoming publication.

CASE XXIV.

An anxious young mother brought her fifteen months' old baby boy to me at the beginning of October, 1889. He was dark, sullen, taciturn, black-eyed and fattish (the kind of fat that I regard as

hide-bound). He is irritable, costive, screams in his sleep, and he is very restless at night.

“His little sister died at $2\frac{1}{2}$, of consumption of the brain, and she was just like he is.”

He had at first some *Thuja*, with benefit, but we had not cured him by any means, then I gave the bacillic virus (C.), which his mother said made him at first “terribly ill,” and thereupon amelioration set in. Here I gave *Calc. Phos.* 3^x , and he was thought well. But in May, 1890, he had a slight relapse, when I again gave the virus, but this time in the two-hundredth potency. He got quite well and is now thriving.

CASE XXV.

A young married lady, 28 years of age, one child, was recommended to me by her clergyman, and I first saw her on October 21, 1889. She had been under their very able and careful family physician for consumption, and then, said she, "I have been to all the physicians." She had formerly been very plump, but is now very thin, and has lost ten pounds in weight during the last two months. "No one can do me any good, and I want you to tell me if I am to die, or whether there is any chance for me, all my mother's people died of consumption." As she had had typhoid very badly, so badly that she never quite

throve since, although that was eleven years ago, I began with *Pyrogenium* 5, five drops in water, three times a day. The same principle that guides me in the exhibition of the bacillic virus guided me in my choice of the *Pyrogenium*.

Under the *Pyrogenium* she gained $3\frac{1}{2}$ lbs. in weight.

I should have mentioned that she had *no cough*, though the apex of the right lung is solid, and the part pains very much, as does also the region of the base of the left lung. The vocal resonance was unequal. Besides gaining thus in weight, the top of the right lung is not so dull, and the vocal resonance seems pretty equal.

She then had *Nux vomica* 1 for her indigestion. She is what the homœopaths call a nux subject.

On Nov. 18th she had gained another 2 lbs. in weight, and scaled 8 st. 11½ lbs. (She is a tall woman). She begs for the *Pyrogenium* again, but instead, seeing the very pronounced hectic flush, I put her upon the bacillic virus (C).

December 4th.—She weighs 8 st. 13 lbs., or 1½ lbs. more than last time. The hectic flush is gone. I continued with the virus.

January 1st, 1890.—She weighs 9 st. 2 lbs. Is weak, much indigestion, worse at 6 P. M.

Thuja occid. 30, as I considered the virus had done its work, and

her two vaccinations had to be reckoned with.

January 29th.—Weight 9 st. 7 lbs., and her indigestion is much better. But there is a little hectic flush again, and hence I hark back to the virus (C.)

Feb. 12th.—She weighs 9 st. 9½ lbs., and is vastly improved. “That medicine tried me a good deal, but I am quite another woman.” *Hydrastis* θ.

March 14th.—She weighs 10 st. but still has dyspepsia, which I think may be from the old typhoid, and hence ordered *Pyrogenium* 5 as before.

April 8th.—She weighs 10 st. 2 lbs. and is doing well.

CASE XXVI.

A single lady of 26 came to me in November, 1889, in the first stage of consumption; both her sisters and her mother are said to be in consumption, and both parents of her mother died of consumption.

Beyond dyspnœa and rapid breathing the physical signs were but few: just loss of flesh and a greasy, dingy skin. She had two months of the virus followed by *Hydrastis canadensis* θ , etc., and was discharged cured in the following May. She is now plump, well, and thriving, so her brother tells me.

CASE XXVII.

A city merchant, single, 28 years

of age, came to consult me early last summer for incipient consumption. His mother had died of consumption; his brother is far gone of the same malady. He had an eruption in the skin over the larynx, and his general state was so distressed that I began the treatment with *Zincum aceticum* 3^x, five drops in a tablespoonful of water every three hours. This cured the eruption, and I then noted that his skin was very dusky; he had long had chronic diarrhœa. Moist râles all over the chest, with pretty free expectoration. For the state of the bowels I gave *Iris versicolor* 30, and that cured the chronic diarrhœa, but the expec-

toration was very profuse. He had been formerly operated on for fistula. The bacillic virus continued for two months quite cured him, and he put on some 8 or 10 lbs. in weight. He continues well, and with my approbation has now married.

Second Edition : He continues well, and his wife has presented him with a fine healthy boy.

CASE XXVIII.

A country gentleman brought, or rather sent, his little 7 year old daughter to me on October 4, 1889, for treatment for incipient consumption; the cough was at its worst at 6 A.M. Notched incisors; very thin and puny; her cervical and inguinal

glands very much enlarged and indurated; strawberry tongue. She was three months under the bacillic virus, the doses at eight days' intervals, and got quite well. She continues thriving. She also had *Thuja* afterwards.

CASE XXIX.

A young clerk, 34 years of age, was sent by his employer to me in the early spring of 1890 to be treated for consumption. He was dusky, pigeon-breasted, and ill-conditioned, but had only been acutely ill for three weeks. The hæmoptysis was very bad; respiration rapid. His father had died of lung disease. He was put on *Acetum lobelia*, which did good palliatively,

and then on the bacillic virus (C.), which did no good whatever, and he died in a very few weeks. This is quite in accordance with my other experience, when the consumptive process is in full blaze the virus is unavailing.

CASE XXX.

An Oxford student of 22 years of age was sent by his widowed mother to me two years ago, for a little insignificant cough, rapid respiration, and attacks of feverishness. He was not emaciated, but listless, apathetic, and always tired; withal of a very sweet disposition, and had all his life been timid and retiring. I treated him to the very best of my ability, and with great care, with

our usual remedies, and with the bacillic virus, and sent him to places which are supposed to be good for this malady. He did not suffer, but slowly died; his life went out, as it were, from utter weariness. I have his photograph before me, taken just before he died, and he, in it, does not even look ill. Perhaps it was thus to be.

CASE XXXI.

A gentleman, well over fifty years of age, whose only brother had died of phthisis pulmonalis, and whose father's three sisters had also succumbed to the same malady, came to me early in the year for severe hæmorrhage from the bowels, cough and emaciation. It was the

great loss of flesh that alarmed him. Under the virus he put on flesh, the cough and hæmorrhage ceased; he looks years younger, and is now well up to work and actively engaged in his profession. He ceased to lose flesh after the second dose of the virus. He continues under my care for a skin affection, and for *prolapsus recti*.

CASE XXXII.

A city gentleman, married, 30 years of age, came to me at the beginning of April, 1890, for an affection of his right knee. In 1877, he was kicked on the knee by a horse, which knocked him over. The knee remained swelled, and ever since he has had intermittent

attacks of pain in it. He had been to a London hospital, and preparations were being made for an operation. A friend persuaded him to come to me as one known to be averse to operations. The operation was considered to be imperative, because of the supposed tuberculous nature of the knee swelling. This was pretty certain as most of his brothers and sisters had died of tuberculosis—in fact, of fifteen, ten had thus died; and he himself has expectorated clots of blood, and suffered from exhausting sweats.

Two months of the bacillic virus cured him completely, the last vestige of tenderness and swelling, however, disappearing under *Bellis*

perennis θ , six drops in a table-spoonful of water continued for a month.

CASE XXXIII.

A married lady, about 30 years of age, came under my care some six years ago, sent to me by a colleague in the north. She had long been in consumption, and her husband had taken her to almost all the renowned health resorts in Europe, but the disease progressed. Finally a warm house was built for her on the Surrey Hills, and I paid visits to her at short intervals for some four years. With the aid of the bacillic virus, and *Phosphorus*, *Bryonia*, *Scilla*, *Ceanothus*, *Iodium*, *Calc. Phos.*, *Calc. Sul.*, the Hypo-

phosphites, *Ant. tart.*, and some others, including Churchill's inhalations, *Terebinth*, etc., I several times thought to win. I got two successive cavities to heal up, but the third, deep in the base of the left lung, refused to heal, and the poor lady, weary and worn, died of exhaustion.

CASE XXXIV.

An unmarried lady, 29 years of age, whose sister had just died at the age of 30 of consumption, and whose mother had also died of the same malady at the age of 39, was brought to me by her father early in April, 1889. She was considered a hopeless case, and my hopeful prognosis was not credited. The disease was principally confined to

the right lung, and the cervical glands on this side could be felt like marbles. She is thin, skin dingy and dirty looking, ill smelling and greasy, and there was a good deal of acne of the chest. The bacillic virus, with *Thuja* and *Hydrastis*, enabled me to discharge her cured in four months.

CASE XXXV.

The little son of a distinguished clergyman, $2\frac{1}{2}$ years old, was brought to me on May 9th, 1889, for feverish attacks that were clearly pointing to tuberculosis, evidenced by the strawberry tongue, the indurated glands, and pinning state generally. The bacillic virus, followed by *Thuja* and *Bap-*

tisia, was followed by perfect recovery and in three months he was discharged in rude health.

CASE XXXVI.

A babe of 18 months, whose sister I had formerly cured with the bacillic virus of a tuberculous affection of the eye, was, in consequence thereof, brought to me in May, 1889, for soft bones and nocturnal restlessness, with pallor and thinness. I knew the family well for years, and thus was quite sure that the child was necessarily born with a tuberculous tendency. And the virus cured her right off in six weeks, and her poor digestion was then righted by *Pulsatilla*, and she continues ever since to thrive, and her bent

bones have hardened and become straight.

A first cousin was formerly under me with tuberculosis of the meninges, but as I then knew nothing of the virtues of the bacillic virus, she was cured by me of her symptoms, and then died of the disease, viz., tuberculosis.

CASE XXXVII.

A lady brought her baby boy to me at the beginning of May, 1885, She had had four children. One died at birth, and the other two died of tubercles of the brain. Patient's scalp was the seat of a good many scabs; his forehead bulged; very bad nights all his life, and he is peculiarly fond of salt. I had him .

rubbed with oil, after the manner of the old practitioners of renown ; *Psor.* 30 did him much good, and rather ameliorated the nocturnal diarrhœa, and his head seemed to bulge rather less. And after he had also been under *Calc. Carb.* 30 a very severe pustular eruption came out on his scalp, with much relief to his general condition. But very suspicious pyrexia occurred at frequent intervals. Here followed *Thuja* 30, but nothing was really adequate till I gave the virus 30 in infrequent doses, by which he was metamorphosed into a healthy boy; fever, feverishness, calling out in his sleep, and grinding his teeth, all disappeared. He pined a little in

1888 in the spring; a fortnight of the virus quickly righted that, and beyond *Calc. Phos.* he has needed nothing else.

Thus we have in this case five years of good health to prove the genuineness of the cure.

CASE XXXVIII.

In the year 1885 a young lady of 20 was brought to me to be treated for the form of consumption commonly known as decline. She had a strumous scar in the neck, and her sister had just died of decline.

Patient's weight was, in June, 1885, 7 st. 8 lbs. Had had diarrhœa for nearly three years, and her tongue was raw-red. The full

record of the case would occupy more space than I can here afford; suffice it to say that I gave her many remedies with very slow and varying success, but she took a distinct turn after a course of the virus, and I finally got her up to 8 st. $9\frac{1}{2}$ lbs. in weight.

She continues well now, but her digestion is easily upset. It will be noted that the aggregate increase in weight was $15\frac{1}{2}$ lbs.

CASE XXXIX.

A married lady, 29 years of age, came to me just four years ago for consumption of the left lung. She was very pale and neuralgic, and was greatly distressed by her cough. All her friends knew her to be in

consumption, and she had of late years spent the winters abroad and by preference in Malta. I treated her with slow, bit-by-bit ameliorations with the remedies symptomatically homœopathic, and thus passed just two years, when it was very clear that we had not got to the root of the matter. After a couple of months of the virus she got rapidly quite well, and, so far as I can tell, entirely free from any sign of consumption.

CASE XL.

An overgrown girl of 13, of phthisical habit and parentage, and then lately under Sir —— for her lungs, was brought to me for treatment in the month of August, 1886.

The top of the right lung gave no respiratory sounds at all, and the vocal resonance was slightly increased. Her constitution was said to have been broken by one of the infectious diseases of childhood. Pain in the left side and profuse perspirations. After a month of the virus 30: "Has done her a great deal of good, the perspirations were chiefly on the hands, feet and armpits, but these have nearly ceased." After a pause of a month or two it was again given, and patient was discharged cured nearly three years ago.

She continues well.

CASE XLI.

A girl of 10, daughter of a

country squire, was brought to me in March, 1887, to be treated for *decline*. There was great emaciation, but not of the feverish consumptive kind. She had a number of remedies from me. *Thuja*, *Ceanothus*, *Quercus*, *Chelidonium*, *Ferrum*, and *Carduus*, and, on the whole, every one was more than satisfied with the general progress and increase in weight and *intelligence*. But not one of the remedies had influenced the indurated glands in the slightest degree, and hence I put her on the virus 30. This was in February, 1888, and the same remedy had to be repeated once subsequently.

She is now a thriving person.

CASE XLII.

An unmarried lady, about 30 years of age, was accompanied to me by her mother, in the month of August, 1887, so that I might treat her for decline. Her father had died of consumption at about the same age, and her steady and ever-increasing emaciation had resulted in a fixed belief that she was just doomed to follow her father. She had a huge liver, and severe and long-continuing dyspepsia. Her father's was also the wasting form of consumption. She had some fever at times, with a hard, dry, deep cough.

On account of the liver I began the treatment with *Chelidonium* ^θ following it up with *Carduus Mariæ*, ^θ

and this again with *Argentum nit.* 1. These remedies did decided good, and were followed by *Cimicifuga*, *Coccus cacti*, *Thuja*, and *Iodine*, but notwithstanding bit-by-bit ameliorations, relief of the symptoms, and all that, the "consumption" was not gripped, as the evening fever clearly proved. Three months of the virus wiped out the whole thing, if I may be allowed to use such an expression.

A year has elapsed, and the cure holds good, notwithstanding the wearing, burdensome life she is obliged to lead, and still, this notwithstanding, she has gained a good deal in flesh and healthful appearance.

I believe the virus saved this life.

CASE XLIII.

A young lady of 14, daughter of a staff officer, was brought to me at the end of the year 1887, in the month of November. She was distinctly in consumption, and very tall for her age, and very thin. Twice, lately, there had been a good deal of bleeding from the lungs. The outer portion of the apex of the right lung was dull on percussion, indeed, it had barely any respiratory sound of any kind; scaly eyelids; very large tonsils; emansion of the menses. I at first treated her with *Phos.* and other pulmonary remedies, but I needed the virus to extinguish the fever. She had

inter-current pleurisy once, and a good deal of bleeding, but has made a complete recovery, and is now thriving. I quite lately very carefully examined her chest, both the old seat of the mischief at the apex of the right lung, and also the seat of the inter-current pleurisy at the left side, near the top, but failed to find any evidence of disease whatever.

CASE XLIV.

A lad of 10 was brought to me by his mother in the early summer of 1888, with mesenteric disease, commonly called consumption of the bowels. "My little boy has a swelling on his left side, I think there was a swelling also of his

right side, and he complains of a stitch in his side after running, but he seldom runs much. He is often languid and indisposed to talk; sometimes he is very nervous and irritable; he talks in his sleep and grinds his teeth; his appetite is small; his hands blue."

I found indurated palpable glands everywhere; a drum belly, the spleen region bulging out.

What rendered the case of importance, was the fact that a sister of his a year or two older had just died of tuberculosis of the brain, and many of the family had died of consumption. I treated him for a year, three separate months of which he was under the virus, and

in June, 1889, or just a year from the beginning of the treatment, the note in my record is.....
“ Well and fat,” and that he is now, I believe.

CASE XLV.

A little girl of 6 was brought by her mother, Lady X., in the month of August, 1888, for evident symptoms of incipient tubercular disease: restless nights ; sleeplessness ; grinds her teeth ; tendency to diarrhœa ; want of appetite ; foul breath ; notched teeth ; pain after food ; vomiting of food ; indurated glands ; strawberry tongue ; naughty ; very irritable temper ; puny growth ; very thin.

After being four months under

the virus, and having one or two tissue remedies, she was discharged in nine months in capital health, and without any morbid symptoms of any sort or kind. And the cure holds good to date.

CASE XLVI.

A young unmarried lady, 22 years of age, of delicate habit of body, was brought by her mother to me in October 2, 1888, for the following symptoms:—A nasty little cough these seven weeks; a good deal of expectoration; pains in the right lung; evening fever; liver and spleen both enlarged; cough worse in the morning after breakfast; her neck is slightly goitrous. Her brother has consumption of

the bowels. She had first *Chelidonium majus* ^θ, and *Scilla maritima* ^θ, as spleen and liver remedies respectively, but there was but very slight amelioration, the cough being very bad after her breakfast, or, perhaps, I should say breakfast *time*, as she eats hardly any breakfast. So I went to the root of the matter, gave the virus (C.) for six weeks, and then discharged her cured, now ten months since, and I learn from her mother that she continues quite well.

CASE XLVII.

A married lady of 40 came to me in November, 1888, for grave consumptiveness, not to say actual consumption; almost all her people

have died of consumption, indeed, I believe she is the only survivor of her own generation, and now she is clearly going the way of the rest. She has a good deal of fever, worse in the evenings; she is restless and terribly irritable; she is much depressed, and in almost constant agitation; her tongue is very red; she has chronic diarrhœa. She has lost 14lbs. during the past six weeks, and she has no appetite. Six weeks of the virus 30 quite cured her, the fever went after the second dose, the diarrhœa quickly followed, and she soon became quite plump. The mode of exit of the motion from the bowels in this case was, "pop," as it were out of a popgun; this I have

several times noticed. It has often been noted that the phthisical are wonderfully hopeful, but this does not hold good when there is tuberculosis of the brain, but, on the contrary, they are mum, taciturn, sulky, snappish, fretty, irritable, morose, depressed and melancholic, even to insanity. When, however, they are cured, they become sweet and charming. So it was in this case, and still more so in the one I am about to narrate.

CASE XLVIII.

A young lady, 18 years of age, was brought by her mother to me in the fall of 1888 for an old effusion into the left pleura remaining after severe pleuro-pneumonia; the ribs

of that side bulged a good deal ; respiration accelerated, and also the pulse ; her teeth are foul and discoloured (*not* from want of the most scrupulous care) ; the heart is a good deal disturbed, probably mechanically ; patient sleeps but very little, and that little is very distressful ; she is painfully conscientious, depressed, and suffers greatly from spiritual melancholy. Her period comes very seldom. She is subject to lichen ruber, and gets feverish. She was two months under the virus C., and this effected an essential cure, but other remedies were needed for the non-consumptive part of the case, for, as I have before stated, and here again expressly

point out, the tubercular virus acts *within its own sphere only*. Thus, in this case patient had been twice vaccinated, she had *Thuja occidentalis* 30 for a month; *Bryonia* 1^x was used for getting the pleura better; *Pulsatilla* 1^x brought a good deal of comfort to the ovarian region, as did also *Cimicifuga* 1, *Bellis perennis* θ , *Rubia tinct.* θ , and *Ceanothus* 1, did much to restore the sympathy of the left costal region, and *Ignatia amara* 1 was of real service in the emotional sphere—and yet, for all that, the actual consumptiveness was *wiped out* pleasantly and promptly by the virus.

She is now quite well these seventeen months.

CASE XLIX.

A little girl of 7 was brought to me in the month of December, 1888, with tuberculosis disease of the left knee. For eleven months she had been limping; the knee is much enlarged and very tender; her teeth are tuberculous; there are numerous cases of consumption in the family, and her father had spine disease. After one month of the virus 30 the swelling of the knee had gone down one-third, the joint had become more movable; the strawberry condition of her tongue had gone, and her teeth had cleaned. She had thereafter two months more of the virus C., and got quite well; the remaining enlargement of the

knee yielding to a course of the third decimal trituration of the *Perlarum mater*.

CASE L.

This is one of severe hip-joint disease of a severe type and of long-standing, who was long under Dr. Drysdale, and who handed the case on to me when the family removed to London. The child eventually quite recovered, and is now a fine girl of 16, but of course the leg of the diseased side is shortened. Dr. Drysdale, and the orthopædic surgeon who kept patient in his very excellent apparatus for several years, will be both interested in hearing that the *essential* remedy

in the case was the virus of which we are here treating.

CASE LI.

A young gentleman of 20 was accompanied to me in February 1889 in fully developed consumption. There were all the usual symptoms, and hæmorrhage from the lungs for many months. He was tall, good-looking, and weighed 9 st. 1 lb. I treated him with the virus, and in a few months got his weight up to 10 st. 5 lb., when he, in August 1889, went to the seaside as I thought safe and nearly well. He returned, however, in October voiceless, phthisis of the larynx set in, and he eventually died. Over

the acute laryngeal process the virus had no power whatever.

CASE LII.

A lady of 40, unmarried, came under my care on Oct. 26, 1885. "I am almost in a consumption, and have been so for many years." She was very thin and "consumed with fever." All that one could say of the lungs was that they were very flat, and the respiration almost imperceptible. It is not easy to understand such cases, they are evidently in a chronic state of feverishness, they cough, they are thin, they eat very little, they suffer much, and vegetate forth and on languidly. The virus cured this lady; all the fever left her—she

had had it "very constantly for years." She no longer takes cold as formerly, and has become plump and thriving. Now amongst her friends and relatives she is generally supposed to have at last "grown out" of her constitutional delicacy.

CASE LIII.

The influence of the virus upon the teeth and their growth and appearance is very striking. What I regard as tubercular teeth are those—often more or less rudimentary—with holes in their external surface. Whether this is a recognised pathological fact I do not happen to know, perhaps it is not. But it is an important clinical observation. I recognised it clinically some three

years since, while treating a highly strumous lady with many scars and glands in her neck. While under the virus I noticed an extraordinary improvement in her teeth, they became a nice colour, and the numerous superficial holes cleaned and partially disappeared. It was even more apparent and striking in the following case :—A girl of 11, with ringworm on the scalp; the lymphatic glands everywhere palpable, and her ribs very flat; strawberry tongue; a bad cough, worse at night; although 11 years old she had practically no teeth, that is to say, they were rudimentary and not above the level of her gums. *All* her mother's brothers and sisters

had died of consumption; after three months' treatment with our ordinary remedies we had made but small progress, and then I kept patient altogether five months under the bacillic virus, with the result that her palpable glands ceased to be palpable; her ringworm disappeared; her ribs took on a better form; her breathing was notably better; and, *mirabile dictu*, *her teeth had grown*. She is now well, and has a mouthful of teeth which are quite passable. It may be noted that the ringworm has disappeared, and in respect to this nasty thing I find it generally disappears under the influence of the virus. I learned this very important fact also purely

clinically in the following manner:—
A whole family of children of different ages had had ringworm for a full year, and the mother told me on bringing them that she had already spent over £60 on medical fees for its cure, but in vain. All known remedies had been applied by the local doctors in two neighbourhoods, and several skin specialists had worked hard at their poor heads, but to no avail. Their heads were shaved and their scalps were well scoured night and morning, but *still* the ringworm persisted. Finally, a distant cottage had been hired, and the afflicted ones were there isolated, and the services of a noted ringworm curer of the non-

qualified variety had been secured; but these also failing, they were put under my care. I have had no great cause to complain of the homœopathic treatment of ringworm with our antipsorics—indeed, quite the contrary—but it is apt to be a bit tedious at times. Now their mother had been cured by me of incipient tuberculosis with the virus, and it occurred to me that ringworm might be a manifestation of the tubercular kind, and so I forthwith put the whole lot under the virus, administered in the usual way, internally in dynamic dose; this I did all the more readily, as they all had numerous superficial palpable glands. And the result? In a very

few weeks they were all well of ringworm and of the glands, and have thriven splendidly ever since. Something like a dozen bad ringworm cases have come to me since then, and they were *all* quickly cured by the virus, and in each case the general state has been greatly improved. No doubt some bacteriologist will cultivate, some fine day, the germs of the ringworm, and astound the world with his subcutaneous injections. It is well that medical men should approach each subject from a different standpoint as they serve to correct one another.

CASE LIV.

This shall be my last case in illustration of my "Five Years'

Experience in the New Cure of Consumption by its Own Virus."

A young lad of 14 was brought to me in July, 1884, for treatment for consumption. For about a twelve-month he had had a bad cough, with spitting of blood, and one of the apices was audibly diseased. He had previously had pneumonia. His chest was flat, and respiration accelerated. After the use of the virus he got quite well, and nearly four years of subsequent good health, free from any consumptive symptom, testify to the genuineness of the cure.* There was one feature

*He has just successfully *passed* the medical examination for service in the British army.—*Second Edition*.

in his case to which I desire to call attention, viz., he tanned *unduly* in the sun before the cure, but not since. For many years I have regarded the *rapid* darkening of the skin in the sun's rays as indicative of a consumptive tendency; and as I have verified it many times, I have no doubt about it. I know a little boy who was brought to me for *a bad temper*: he is the scion of a consumptive family. I noticed that he was very much pigmented where the sun's rays impinged upon him, but not on the covered parts of his body, and his teeth were dirty-green. After he had been two months under the virus, his teeth went clean, and he no longer tanned

in the sun, and finally he had become amiable and good tempered.

CONCLUDING REMARKS.

Having come to the end of the task I set myself, I will make a few brief remarks in the form of general explanatory propositions:—

1. The virus of the consumptive process itself—here termed variously *the virus*, the bacillic virus, etc.—cures promptly the incipient stages of tubercular consumption in all parts—brain, lungs, skin, joints, etc.

2. The virus is to be administered by the mouth in what the homœopaths call high potencies.

3. The doses must *not* be too frequently administered; one dose

every sixth to tenth day is my own practical rule.

4. Low dilutions are inadmissible; myself I have never gone below the thirtieth centesimal potency, and as I have known even this to give rise to grave constitutional disturbances, I now very rarely go below the one-hundredth centesimal potency.

5. At a given stage of the consumptive process the virus is no longer a cure, but I have not been able to determine the precise stage at which it ceases to act curatively.

6. Inasmuch as the disease which the virus cures is similar to the one producible by a full dose of the virus itself, it follows that the action

is homœopathic, and the remedy the homœopathic pathologic simillimum of the to-be-cured disease.

7. Theoretically the stage at which the virus ceases to be of any use is, I think, where the disease has become aggressively infective in quantity, or bulk, *and where homœopatheity merges into identity.* Assuming that the bacilli at a given stage of the malady become in quantity aggressively infective, we can readily see that a dynamic simillimum must get, so to speak, swamped, and therefore become inoperative. Hence if it is to cure it must act before the bacilli are numerous enough to get the mastery. Hence also it is not the

chronicity or age of the consumption that determines our point, but *the degree of intensity*; a new case may be incurable by it, while a very old one may be quickly and completely cured by it.

8. The power of resistance of the organism in consumption is of the highest importance, as may be seen from the very numerous cures of consumption, wrought by very numerous medicines, by able men of all therapeutic views, by climate, by foods such as cod-liver oil, suet and milk, rum and milk, by calcifying remedies such as the salts of lime, by oil, frictions, etc., etc., and therefore the use of the bacillic virus excludes none of these, but,

on the contrary, the virus might become the remedy *after* other more or less helpful means, even after it had been administered in vain previously. For if the body can be increased in healthy bulk, and the power of resistance of the organism augmented, the extreme point of the homœopathic action of the virus would be pushed further out.

It is known that poisons affect the human organism according to its bulk ; it takes more virus to kill a pound of bulk than it does to kill an ounce of the same ; the like is known to be more or less the case in consumption, and this it is that explains the thousands upon thou-

sands of cures of consumption wrought by feeding alone. Two years ago a lady pretty far gone with her family complaint—consumption—and reduced almost to a shadow, and yet with hardly any fever, said to me . . . “Doctor, is there *any* chance for me, I want to live for my child?”

I replied,—“Well, Mrs.—, if I were in your place and condition, I should, humanely speaking, get well.”

“How?”

“Will you do it?”

“I will.”

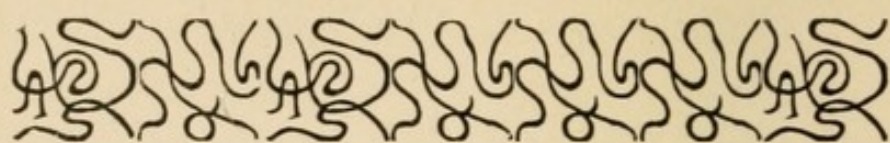
“Then EAT whether you have any appetite or not, feed, stuff yourself if need be, and if *you* will

thus add 18 or 20 lbs. to your bulk, *I* will cure the disease."

She kept her word, and I—thanks to stomachics, digestives, and *then* to the bacillic virus—kept mine, and she is now a stout woman in very fair health indeed. Let, therefore, the consumptive beware lest they undervalue the great helps of the past in the cure of consumption, which are the common property of all thoughtful medical men of all shades of views therapeutic, and not rush after the mad notion that *any* remedy can neutralize an unhealthy life or foul air, or counteract carping cares, or supply food and drink, or stamp

out the footprints of the Nemesis of physical and physic wrongs.

To conclude, I beg publicly to thank Dr. Skinner, of London, for inducing me, sixteen years ago, to administer the virus of a disease therapeutically.



ADDITIONAL.

My first edition was written in great haste, for the primary purpose of vindicating for Homœopathy the right of priority in the treatment of phthisis by tuberculinum or the virus of the disease-process itself. My object has been fully attained, and the allopathic and lay press of England and, indeed, of Europe, now fully admit that whether the treatment of phthisis by its own virus be good or bad it belongs to Homœopathy. As an allopathic colleague exclaimed the other day,

—“What a God-send Koch’s discovery has been for you homœopaths; if it is true, he has proved your homœopathic principle up to the hilt—but I do not believe it is true.” So now that it is admittedly the property of Homœopathy, it is for us to prove to the world that it *is* true, and therefore a property worth owning. To this end my second edition.

In Germany the first edition has received due attention, and has been translated first by Dr. Goullon, of Weimar, and secondly by Dr. Renner, of London, which latter translation may be found in the “*Zeitschrift des Berliner Vereines homœopatischer Aerzte*,” B. x., Hv.,

and Vj., October 20, 1891. Dr. Windelband gives it a very sensible introductory notice, but is evidently staggered by the dilutions I have made use of, and yet at the same time confessing that his use of *Tuberculinum Kochii* in the 6th to 10th homœopathic decimal dilutions have given him very unsatisfactory results. Put aside prejudice, dear Dr. Windelband, and try the higher dilutions in *not* too frequent repetitions.

THE REMEDY IN THE DISEASE.

The saying "Take a hair of the dog that bit you," shows that the idea that the remedy of a disease may be in the disease itself, is very old in theory. It is also by no

means modern in practice, it may be found in traces almost everywhere and at all periods of history. It is nearly sixty years since Lux published his *Isopathik der Contagien*.

Weber published his work recommending Anthracin as a specific for anthrax at Leipsic in 1836 (*Der Milzbrand und dessen sicherstes Heilmittel, von G. A. Weber*), so this part of Pasteurism is really Weberism.

Psorinum, Autopsorinum; Vaccinum, Morbillinum, Ozeninum, Syphilinum, Hydrophobinum, Gonorrhœinum, Loiminum, Hippozoinum (used by Gross in cancer), and some others are recorded as

curative agents any time during the last half a century.

The very first medical idea I received in my life, now 40 years ago, was that the antidote to the effects of the bite of the adder was to be found in the adder itself; it was communicated to me by a woodman one day when I was out bird's-nesting. The second idea was shortly after this, and to the effect that warts are inoculable and can be produced by making a wart bleed and injecting of this blood under the skin of a healthy person, and to test the truth of this statement I, at nine years of age, pricked a wart on a school-fellow's hand and made it bleed, and of this blood I placed

a minute quantity, with the aid of a penknife, under the skin of my left ring-finger and thus succeeded in producing a very elongated wart ; and to this day the skin of the end of that finger has a warty aspect.

My third medical idea received about the same time was that warts might be cured by taking a piece of elder wood, cutting into the bark as many notches as one had warts and then casting the notched piece of elder wood (*Sambucus*) away and keeping the whole affair a profound secret. And this proceeding I adopted and am now divulging my secret ! But the cure was *not* efficacious ; my self-produced wart did not depart, and I forthwith had

recourse to a very primitive surgical operation and got rid of it. *Was Essig werden soll, muss früh sauer werden !*

Who first used the word Tuberculinum I do not know; I believe it was Dr. Swan of New York; I had it from Dr. Skinner of London some sixteen or seventeen years ago; but the mode of obtaining it I felt to be altogether too nasty, though the *two hundredth* dilution of any thing whatsoever—even of original sin—is at least—clean! I believe Dr. Swan is under the impression that he was the first to use and recommend the use of phthisical sputum—his tuberculinum. But in this he is in error; the thing has been done

time and again, and records of the practice exist. This, however, does not lessen Dr. Swan's credit; though I presume Dr. Swan had his first ideas from Lux through Constantine Hering. Paracelsus is full of both Homœopathy and isopathy as I long ago pointed out, and the fact that Hahnemann never quoted from Paracelsus is not to his credit, for he must have read him.

In regard to the use of sputal tuberculinum I think it can be proved that Homœopathy and isopathy throve in the sixteenth and seventeenth centuries, and clearly it was the Homœopathy and isopathy of Paracelsus that account for not a little of the hatred of the schools

against him. Sputal tuberculinum was used as a remedy in England in the seventeenth century. Lovers of old books are acquainted with a work by a very learned Englishman which was published 250 years ago, and in which he recommends the sputum of the consumptive for the cure of phthisis. In the "Zeitschrift des Berliner Vereines homœopathischer Aerzte" (August and November, 1890) Dr. Katsch tells us about this work by Dr. Robert Fludd, Professor of Anatomy, entitled "Philosophia Moysiaca, Goudae, 1638," and quotes from Fol. 149, col. 2, as follows: "Nonne communiter videmus, similem naturam alteratam putrefactione maxime

esse exitialem suo simili? Sic vermes ejecti e corpore et sicci in pulverem redacti, interna administratione enecant lumbricos: *sputum rejectum a pulmonico post debitam praeparationem curat phthisin*: splen hominis praeparatum inimicum est spleni tumentis. Calculus vesicae aut renum per calcinationem curat ac dissolvit calculum. Scorpio contusus aut corpus ejus maceratum oleo curat vulnera scorpionum, et oleum viperae ut etiam trochisci carnis, morsum viperae, etc."

So: *Sputum ejectum a pulmonico curat phthisin* was taught by an English professor two hundred and fifty years ago, and, what is even

more remarkable, *post delitam præparationem*.

Twenty-five years ago I was one day standing outside the General Hospital in Vienna when an elderly gentleman passed by my companion and myself and entered under the archway: said my companion to me "Do you see that fellow?" Yes. "He has a stone in his bladder; he is a homœopath and is going up to Professor Heller's to get a urinary calculus to cure it with!"

In the Chronicle of the London Missionary Society, 1890, p. 87, there is a quotation from the North China Herald to the effect that the Chinese do not much mind mad

dogs as whenever any one is bitten by a mad dog it is customary to bind a few hairs of the dog that bit him in the lesion caused by the bite, so that they verily do "take a hair" of the dog that bit them! It is stated that in Dighia in Barambai it is customary to give to the bitten person a piece of the raw bleeding liver of the dog that bit him to eat and that this prevents hydrophobia. (Jaeger: "Ein Verkannter Wohlthaeter," Stuttgart, 1891, p. 43.)

Last year Dr. Jaeger issued a pamphlet to the public in Germany recommending to the phthisical the therapeutic use of *their own* sputum in high potency homœo-

pathically prepared; this he terms the auto-ison or auto-tuberculinum.

THE REMEDY BACILLINUM.

Since the publication of the first edition letters have reached me from physicians, pharmacutists, and others from almost all parts of the world asking me to supply them with some of the identical Bacillinum of which I have made use. I would, therefore, like to say that it may be obtained in England of Dr. Heath, 114 Ebury Street, London, S. W., and in America at any of the pharmacies of Messrs. Boericke & Tafel. In my earliest efforts I made use of tuberculinum from various sources,

sometimes obtained from one place and sometimes from another, but I imagine that the various supplies were for the most part primarily from Dr. Swan of New York. They acted fairly well *at times*, and sometimes brilliantly, but with nothing like the precision and regularity of Bacillinum, and nothing like so incisively. The best way to get some really good Bacillinum (if any one wishes to prepare it) is to take a portion of the lung of an individual who had died of genuine bacillary tuberculosis pulmonum, choosing a good-sized portion from the parietes of a cavity and its circumjacent tissue as herein will be found *everything* pertaining to

the tuberculous process—bacilli, débris, ptomaines and tubercles in all stages (such was practically the origin of the matrix of my Bacillinum) and prepared by trituration in spirit. In this way nothing is lost. There is, moreover, nothing disgusting in this, which can hardly be said of sputal tuberculinum—one instinctively shrinks from it. Finally this mode of obtaining our Bacillinum will result in our having a fairly constant preparation, and one which will meet all practical requirements in the present imperfect state of our knowledge. No doubt in the future we shall have elaborate and scientifically-accurate investigations into the characters and quali-

ties of the various bodies that our Bacillinum no doubt contains ; but we who live now must use the means at our disposal, we cannot let our patients die because we have not now the hypothetically perfect pathologico-pharmaceutical preparations which it is permissible to believe our more favored aftercomers will possess ; we must work with such tools as we have, and our Bacillinum is beyond any question the grandest anti-consumptive remedy the world now knows, and is likely to be for long years to come. At the best we can only serve our own generation directly. If we faithfully record our experiences our successors in practical medicine will be able, by fol-

lowing us, to do as well as we ; it will be for them to do better, as I have no doubt they will.

TUBERCULINUM KOCHII.

Being more than satisfied with Bacillinum I have not needed to have recourse to Koch's Tuberculinum, but in order to be sure that my high opinion of his preparation was warranted I have used Tuberculinum Kochii 6 in the form of tincture prepared from Koch's matrix fluid obtained from his Berlin agent, but here I will only say that I have satisfied myself that his fluid is a good anti-tubercular remedy administered internally as a homœopathic dilution. It seemed to me, however,

nothing like so good as Bacillinum in its therapeutic effects, and also not equal to the Tuberculinum Swanii; but as I have had a good deal of experience with Swan's remedy and much more with Bacillinum, and very little with Koch's, I would not prejudice the question, as in the meantime I must consider myself relatively unqualified to give an opinion on Koch's remedy further than to say that it certainly has power over tubercular processes.

All the cases that within my own and hearsay knowledge have been treated with Koch's remedy by hypodermic injection have died. One case only that had been to Germany and been under a regular

course of Kochian injections, has come under my personal care, and in this case the effects of the treatment were very curious. The young man's pulmonary phthisis was, seemingly, cured *on the right side, i. e.* the right lung appeared in all respects normal, but the left lung was almost solid. And I think the history of the case in question affords an explanation of the peculiar behaviour of the remedy. The point is important in its practical bearing and I will therefore explain. The young man was phthisically-disposed, was suffering, in fact, from what I have ventured to call *consumptiveness*. It was therefore determined to give

him an outdoor occupation in a warm climate, and he was accordingly sent to Florida, where he entered upon the new life, but unfortunately, he got the ague of that country and after being greatly depressed thereby he was sent back home to England in declared consumption, and hereupon his fond father took him to Germany for the Koch cure, and this failing he brought him to me on his homeward journey, when I found the condition I have just described. His spleen was very much enlarged so that what with a solid left lung and this engorged spleen he was, as before stated, peculiarly left-sidedly diseased. I imagine, there-

fore, that Koch's treatment might have succeeded if the spleen and chronic malarialism had been *first* cured; this I set about doing and for a few weeks patient picked up wonderfully and then I gave Bacillinum but to no purpose; the phthisis had broken out in full blaze and the young man died. Here I again observed that Bacillinum has no influence over acute phthisis in full blaze. Had the young man been treated by Bacillinum when he went to Florida I think he would have been cured by it and my next two cases will give my reason for this opinion.

CASE OF CONSUMPTIVENESS.

A young man of about twenty years of age, *brother of the foregoing*, was ailing in just the same way as his deceased brother did before starting for Florida. He was tall, big-made and from his bulk ought to have been very strong, but this he was not but on the contrary very weak indeed, and he had a number of indurated glands in the neck and that was how his brother began.

Three months of the Bacillinum has seemingly quite cured him and his cervical glands can no longer be felt and patient feels quite well and is now employed as an electrical engineer here in London.

CASE OF CONSUMPTIVENESS.

A younger brother of the two foregoing, about 12 years of age, was in a similar state and in addition to indurated glands his skin had a very dusky brown aspect, he tanned unduly in the sun.

He also has quite recovered under the Bacillinum and his father not long since reported of him from the country as quite well and hearty. From these two cases I think I am warranted in saying that the eldest deceased brother might have been saved had he had the treatment by Bacillinum at the time of his being sent to Florida.

To cure 'consumption, therefore, by Bacillinum we must begin early

with the treatment, and we must ever keep before our minds that each case must be individualized to the extent of not expecting the bacillinic specific to cure non-tubercular manifestations: for instance Bacillinum will *not* cure chronic malarialism as it will also *not* cure vaccinosis or the hydrogenoid constitution of Grauvogl, and so forth. And as very many cases of consumptiveness and of consumption are *not merely* that, the extra-tubercular part of each case must be cured: each case on its own merits: and hence we see that neither Koch's nor any other fluid; neither Bacillinum nor any other remedy will, in itself, suffice, in the

majority of cases, for the simple reason that each will act only in its own sphere, *i. e.* that to which it is homœopathic it will cure and naught else. Of course, to a man who really understands Homœopathy this is self-evident; all the same we are apt to lose sight of it more particularly in the presence of a series of successes, so that unless we are mindful of this, our very successes will in the end land us on the rocks. In fine: remedies cure homœopathically and not otherwise, and hence a specific is only so far a specific as it is homœopathic to any given case in its totality—for where there are other pathologic elements in the

case the specific *does not cure* these other pathological elements; it is not homœopathic thereto, and it will, therefore, not cure them, it will only cure *that part* of the case to which it is homœopathic; the other part, or parts, of the case must be treated by *their* similars. I dwell upon this, and reiterate, because of its essential importance to correct views and successful practice. Thus I would refer to a case, mentioned at the beginning, of syphilis and tuberculosis manifested in a urinary fistula; in this case Mercurius and Bacillinum in alternation cured the case while neither alone would do so. This *kind* of alternation is,

I think, really scientific and sound practice. And in the case of the young man who went to Florida I think his chronic malarialism baulked the action of the *Tuberculinum Kochii*; and his father told me that the German physician who made the injections was greatly puzzled by the curious action of the remedy injected and said he had never seen the like before and could not understand it. He took no account of the old ague; he merely treated tuberculosis with tuberculine; but tuberculine is not homœopathic to ague. So we must always analyse our cases ætiologically and pathologically as well as individualize them synthetically.

The neglect of ætiologic diagnostics is indeed a "fatal error." Heresy? *Tant pis.*

CASE OF CONSUMPTIVENESS.

Young Lord X. just verging on his teens came under my professional care in the winter of the year 1890 for a group of symptoms that I have already ventured to lump together under the designation of *consumptiveness*; he was pale, spare, neck long and thin, and in the neck his glands visible from their very considerable enlargement and induration, and his temper most miserable. He had *Thuja occid.* 30, *Phytolacca dec.* 3 and *Psorinum* 30 all with some benefit, but the really

radical improvement set in after the use of Bacillinum C., under which I kept him for about three months. Lord X. was discharged cured in nine months in quite a different physical state. No glands in his body can be either seen or felt and his neck must be fully half an inch thicker. The experienced know well what I mean when I speak of the long thin neck of the consumptive and consumptively-disposed, and if they will treat these thin-necked ones as I here relate they will slowly get a very weighty change. In case it should be lost sight of I would again expressly state that one dose of, say, six globules of Bacillinum (30, C. CC., or

M.) every eight or ten days is enough, because we want not the remedy itself but *its action*, and the action when set up lasts well for a week. And it seems to me that when the Bacillinum is too frequently repeated the action of one dose trips up, so to speak, the action of the previously-given dose, and that therefore we get *more* permanent drug-action from *fewer* doses than from the same remedy frequently repeated.

I would also like to repeat what I have before adverted to, viz.: Bacillinum will *not* cure vaccinosis, for instance, it works in its own sphere only. Also that the progress is much hastened when tissue salts

are given *after* the consumptive state has been cured—thus after the Bacillinum had cured Lord X.'s consumptiveness and he was well but *weedy*, *Calc. phos.* 3^x followed with very good effect. In case any one should think that the *Calc. phos.* by itself would have effected the cure let such a one take a dozen cases of this consumptiveness and treat half of them with, and half without the Bacillinum and he will agree with me that it is the Bacillinum which cures the disease. The test cases chosen should be well pronounced because in the *very* slight cases *Calc. phos.* will alone often suffice at least for a time.

CASE OF INCIPIENT PHTHISIS.

On the 29th October, 1890, a country gentleman brought his twenty-four year old daughter to me. Himself one of those experienced semi-professional lay homœopaths, he had treated his daughter with almost all our usual remedies but their effects did not last. Said he: "The worst feature is that she gets fits of rapid respiration, 45 to the minute, and she has lost flesh so." Objectively the circumscribed redness of her cheeks at once struck me, and the breasts were very soft and flabby, in fact shrivelled and this is a weighty symptom in an English girl of twenty-four years

of age. Patient complained of feeling very tired in the evenings; pains through the right half side of the neck feelable and even visible; the right mamma stringy and tender.

The bacillic virus in the one-hundredth potency produced some improvement, but not very striking. The rush of blood during an attack of hurried breathing reminded me of the action of *Urtica* and hence the prescription of *Urtica urens* ^θ five drops in a tablespoonful of water night and morning. This seemingly cured the patient and she was verbally reported well on January 5, 1891. But the symptoms soon returned; the pains

through the right lung became severe and the respiration very rapid. This acceleration of the respiration being very pronouncedly worse in the evening I ordered *Psorinum* 30.

March 6, 1891.—The breathing was normal after the *Psorinum*, but it has again returned seemingly from a slight cold. She is less tired in the evening, very depressed, lachrymose; the glands in the neck only very slightly improved. *Bacillinum* C. C.

April 29.—The remedy has acted promptly and decisively; the swelling of the glands has gone; the respiration is normal as is also the appearance of patient's cheeks. To continue with the *Bacillinum* C. C.

in the same manner, viz., six globules dry on the tongue at bedtime every eighth day, Placeboes being administered on the intervening days.

June 19.—Discharged quite well.

November, 1891.—Patient continues well.

Patient's father is being successfully treated by me for an osteoma; her mother is asthmatic and was formerly under my care. And what I would specially refer to is the fact that patient's environment is and always has been specially favorable to health and in no way conducive to consumptiveness.

In the first edition I stated how I came to discover that our Bacilli-

num cures ringworm; this discovery I regard as of very great importance; the cure is sometimes rapid, at other times it takes some months, but amelioration soon set in in all the cases that I have treated. I may add that I used in all my cases of ringworm *no* external applications whatever, merely directing the head to be washed with soap and water two or three times a week. I will add just one more case of ringworm.

CASE OF RINGWORM.

In the first edition, as just stated, I communicated the important fact—many smaller things are called great discoveries—that

ringworm yields readily to *Bacillinum*, and that I therefore regard this cutaneous eruption as a tubercular manifestation.

A little girl, five and a half years of age, was brought to me at the end of January, 1891, to be treated for ringworm. There was only one ring on the back of the neck—but this was well defined. *Bacillinum C.* was ordered and the whole thing disappeared within the month, and the little lady has been very thriving ever since.

So far as I am concerned in this work the curability of ringworm by *Bacillinum* is an established fact, and I therefore take leave of the subject so far as this work is con-

cerned, but in view of its doctrinal and practical importance, I am contemplating a separate essay on "Ringworm."

LICHEN RUB. DISCOLORATION OF
TEETH, NOCTURNAL REST-
LESSNESS.

A young lady of fifteen summers and winters came under my observation this summer to be treated for frequent eruptions of red lumps on her skin, much rolling and tossing about in her sleep and a greeny-yellow discoloration of her irregular but otherwise sound teeth. Her younger brother was formerly cured by me of a chronic hydrocephalic condition and blackish

teeth. Her mother was strumous and many members of her family have succumbed to phthisis. I ascertained that the nasty colour of her teeth was in no way due to lack of cleansing care. Two months of Bacillinum brought me a written report of her good health, winding up thus: "Her teeth are now a very good colour." Patient is of that fat strumous habit which some mistake for health.

As a collateral fact the influence of Bacillinum on the teeth I deem of some practical importance; it has won me the gratitude of quite a number of patients, notably of young ladies and of their mothers, and quite lately Dr. John Young

formerly of Brooklyn and now residing in Switzerland came over from the Continent to see me in regard to a very peculiar case of arrested development in a lad. He had no teeth, he was stunted in growth and his skin was very dirty dingy-looking—having read the first edition of this work Dr. Young remembered what I say in regard to the influence of Bacillinum on the teeth and the tawniness of skin as an important indication for its use. Acting upon these indications Dr. Young gave Bacillinum in high potency for some time with the result that the patient took to growing and his teeth sprouted, and altogether he was very remarkably

changed under the bacillinic influence.

HÆMORRHOIDS IN THE PHTHISICALLY DISPOSED.

By phthisically-disposed I mean those whom the experienced eye easily diagnoses as prone to consumption, though as a matter of fact they cannot be said to have consumption at all and, very possibly, they may never get it. They ail in various ways; some of them have hay fever and some piles. The phthisical and the phthisically-disposed are very prone to piles, notably those who are dark and dusky; and, indeed, I have often found the piles in such more

troublesome and painful than the phthisis proper.

Simple uncomplicated cases exemplify best; thus:—

In the month of June, 1891, a married man of about thirty years of age, known to me from his boyhood almost, came to me for chronic piles of a most distressing nature that were making him almost an invalid. He had attacks of pain *about an hour after stool*; he was also a chronic sufferer from hay fever, and his teeth were tubercular (indented in dots) and the pains were greatly aggravated by coughing and sneezing, both of which he indulged in very freely.

Bacillinum 1000 cured him right

off in a fortnight both of the piles and of the just-described pains after stool, and to-day, December 7, 1891, he continues quite well and has had no relapse. His hay fever was also seemingly cured in the same rapid way, but hay fever has an ugly knack of returning again and again after you have cured it! Two or three successive summers must pass before we can rely upon a cured case of hay fever being really cured to return no more. From the remedies I have found useful, and also useless, in the therapeutics of hay fever I have come to the conclusion clinically that what nosologists and clinicians call hay fever includes several ætio-

logically and pathologically totally different ailments or diseases. In some, I think hay fever very distinctly a manifestation of a phthisical taint,—about the others I have not yet made up my mind. The pollen of grasses has the same relationship to hay fever as the north wind has to a phthisical cough—the cough is hardly a north-wind cough in a pathological sense.

PRE-PHTHISICAL DYSPEPSIA.

A married gentleman twenty-four years of age came under my care on the 2nd of March, 1891, to be treated for most distressing and inveterate dyspepsia of three years' standing. He had the character-

istic symptom "as if a tight rope were bound round his stomach." Debility, paleness, acidity; nervous, a kind of dead-all-over feeling. He had from me at first *Argentum nitricum* 3^x with a certain amount of benefit, but he was not cured by any means, and complained very bitterly. The dyspeptic generally know well how to grumble and their descriptive talents are by no means inconsiderable. But after I had had him a few weeks under *Bacillinum C.C.* he turned all his talents at graphic grumbling into persuasive recommendations to his sick friends to journey forthwith to see the writer.

One of his friends came a long

distance—some 200 miles—to see me and burst forth: “You have made a great cure of Mr. —, etc.”

I was ultimately led to give Bacilinum C.C. in this case because of the numerous peripheral glands that were visibly and feelably enlarged and indurated; by the fact that he had had blood-spitting and because his mother had died of phthisis at 49 and one of his sisters had also died of phthisis.

He considers himself quite well these three months; I put it in this way as I have not *seen* him, he living so far away.

COUGH WITH CHRONIC PULMONARY
CATARRH.

A London gentleman just turned fifty years of age came under my professional care in the first days of January, 1891. He was subject to a chronic cough with much catarrh of both the lungs ; his cough was very distressing indeed, and no wonder considering the awful fog then on. But, though the cough was much aggravated by the fog, it was by no means due to it. There was some wheezing all over the chest, much worse of the left side, and patient gets feverish attacks which he terms his "heats and sweats." Cough worse at night, wakened by

it. Said he: "I was always a 'coughing' man, my father died at my present age of consumption, and I have lost a brother and also a sister from consumption."

Two months of the Bacillinum C. quite cured him and he was really a different man, and his friends hardly knew him without his cough so frequently had it been to the fore.

INCIPIENT GENERAL ATROPHY.

A boy of ten years of age was brought to me by his mother at the beginning of the year 1891 for wasting weakness. Rather tall for his age, he presented the following picture: a glum, ancient face, thin,

almost cheekless, hollow eyes, neck long, thin, studded with "waxen kernels," *i. e.*, peripheral hypertrophic glands, thorax almost like a skeleton, and its cutaneous covering very full of wee veins; abdomen thin and yet pot-like, the so-called drum-belly; extremities long and thin; groins full of feelably indurated very small glands. He is mum always, gives no replies to my enquiries and his mother tells me he will hardly ever talk; he takes no interest in strangers or in general surroundings, and seemingly has no very special desire for anything or anybody, and hardly ever wants either to eat or drink, "And yet," ex-

claimed his mother, "he is not ill!"

Five months under our Bacillum C. and C C. (in *infrequent* dose I will here again reiterate) with an intercurrent month under Thuja 30 and followed by another month under *Calc. phos.* 3^x and now he is bright, chatty, nearly a stone heavier, enjoys his food and is full of interest for his surroundings; the old shrivelled-up joylessness has gone and given place to cheerful thrivingness. I ordered no alteration either in diet or place of abode; the boy lived before the treatment, and during the treatment and now after the cure, in the same house in a London suburb.

CASE OF HYDROCEPHALISM OF
'TWENTY YEARS' STANDING.

A gentleman forty-six years of age came to see me in the month of November, 1890, for pains at the back of the left side of his head that had worried him for over twenty years. He complained also of a pain in his right foot. His tongue coated, frothy and quivery. Deep-brown eyes. Although married he gets at times nocturnal emissions. His pains are worse in the evening, no pains on awaking. He tells me he has been subject to pains in his head (*Bacillinum* produced severe long-lasting headaches in the writer) all his life and

that he had water on the brain as a child. His mother died at 73 of carcinoma ventriculi. He is depressed.

He had the Bacillinum C., altogether thirty globules spread over a month and twice repeated, and then reported his pains as cured, and his spirits much brighter. I saw him six months later, and thus know he continues well. "I have been in splendid health and well up to my work all summer," said he the other day.

CEPHALIC SUFFERING IN LATER
LIFE PRIMARILY DUE TO OUT-
GROWN HYDROCEPHALUS.

This part of my subject may be regarded *as new*, and deserves

more than a passing consideration. In the first edition of this work I narrated a case in point. (Case XXIII.) Let us enter upon the subject somewhat.

We have all met with cases of oddly-shaped more or less piled-up or bulging-out heads, and these people really bear about with them a cephalic misshapenness (perhaps very trifling, but still peculiar) as the permanent expression of the hydrocephalic states of their early lives. Such people are frequently gifted, their children are very delicate and apt to die of consumption ; and although they have grown out of their hydrocephalus and may be gifted and distinguished members

of society, they generally suffer more or less in various ways; they are apt to be a bit peculiar in their sexual spheres and their ways—glum sort of folks, by no means excelling in amiability. I know one gentleman whose skull is drawn up somewhat sugar-loaf fashion or rather as if the skull had developed while it was hung up by its top; his periodical hæmorrhoidal bleedings indicate, I think, a tubercular taint.

I will further explain what I am trying to express by narrating a case in point which has been all the more instructive to me because he was a faithful patient before I knew anything about the virtues of *Bacillum*. He first came under my ob-

servation in the year 1880 in some distress of mind because he was childless; I found the urethra gleety and this I thought was the anatomical cause of his wife's barrenness. He had a course of treatment from me to cure this sticky urethritis, and got in succession *Thuja occidentalis* 3^x, *Hepar sul.* 3^x, *Natrum sul.* 4, and *Cynosbati* θ . These therapeutic measures were followed by his wife getting in the family way, and patient thereupon ceased attendance. There were three or four points in the case at the time that struck me, viz., the peculiar bulging state of his skull, certain brown patches on the skin and head suffering, and finally his

frequent nocturnal emissions notwithstanding the fact that he was happily married. I did not see him again for nearly ten years, when on January 30, 1890, he again put in an appearance and complained of insomnia, headaches, and the fact that he still suffered pretty severely from nocturnal emissions, *worse* after the exercise of the marital function. The peculiarity of his insomnia was that he awoke in the very early morning and could not get off again. I have before explained that this symptom is characteristic of *Bellis perennis*, and as this drug is an excellent restorative from sexual fag I ordered it him, five drops of the matrix tincture night and morning.

.

His own estimate of the prescription was : " I have never had such a good tonic in my life."

By this time I had read this gentleman's constitution in the light of my later experience, and regarded his head and other symptoms as what I for convenience sake will call "hydrocephalism." His hearing troubled him a good deal ; the aurists called it "internal congestion," but his hearing did not improve under their treatment ; he suffered from great depression and life-long constipation and his nocturnal emissions added very much to his irritable melancholy. Here I gave him *Bacillinum C.* and thereafter *C.C.* altogether during about two months.

And the result? For the first time in his life his bowels acted normally, his hearing greatly improved, and, unless both he and I were and are mistaken, his head altered in shape quite perceptibly. So it seemed to us, but this seeming change in shape may have been due to his changed expression from a kind of sour glumness to one of smiling brightness. I may add that the patient knows nothing of my theories or of what remedies he had.

A year has since passed and the great change wrought in him still holds good—this I know because he has had his daughter under my care.

PELVIC CONSUMPTIVENESS.

Consumptiveness may show itself not merely in the lungs, in the glands, but also in the brain; we have cited enough examples of all these manifestations of the tubercular diathesis. But it shows itself, perhaps almost as frequently, in the pelvic region; as disturbances of the menstrual or sexual functions: in young men as more or less furious incoercible nocturnal emissions, masturbations, or excesses in venery, that if not cured run the sufferer to ground. The excessive fecundity of the tuberculously disposed needs no dwelling upon. The girls develop very

quickly and ripen perhaps unduly in the bust. Such a case came under my care very early in the year 1889. She had had profuse and too frequent periods for long though she was then but twenty years of age. In bust, large; in colour, white, waxen almost amyloid. Her breathing very distressing and debility profound. Her father has spinal curvature, and a little brother has died of tubercular meningitis.

I regarded the dyspnœa as from the anæmia; the anæmia as from the excessive monthly losses and want of appetite, and the menorrhagia as from a consumptive state of the pelvic organs. Two months

of Bacillinum C. cured the pelvic consumptiveness, the period becoming natural, whereupon the anæmia and dyspnœa began to mend in equal pace; the remaining painfulness of the menstruation disappeared under *Thuja* 30, and patient was well. With some difficulty I got her to take *Hydrastis Canadensis* θ , five drops in water night and morning, for a month, and the subsequent two years of capital health testify to the soundness of the curative work then done. I have before pointed out my fondness for *Hydrastis* in small material doses as an after-cure to the bacillinic treatment. Here I gave it for a month, but at times I give it for two, and I some-

times use it intercurrently between two courses of Bacillinum with much advantage, not that it has any relationship to tuberculosis as such, but it increases the appetite, and patients under its influence put on flesh of good quality.

HEPATIZATION OF LEFT LUNG.

A gentleman of sixty years of age consulted me on October 13, 1888, for a cough, consolidation of left lung and albuminuria; the vocal resonance of the left lung is very pronounced; pains in the back, dreadful perspirations. There was a curious point as to the colour of the hair on his hirsute body: that on the chest exactly down to the dia-

phragm is white; below the diaphragm his body-hair is black.

Bacillinum 30 soon cleared up his lung, but patient refused to go on under my care; said he: "The medicine is awful; I was seized in the stomach with pain accompanied by diarrhœa and perspirations; it loosened all my teeth, made my gums sore, set up dreadful vomiting," but the left lung seems well.

But I am not sure he rightly ascribed all this to the remedy, and the less so as he had been salivated with mercury long before. I only cite this case to show the violent action of the remedy even in the thirtieth dilution, and because it rapidly cleared up the left lung, the

cough becoming much more active. One of his daughters died of consumption of the bowels, so he informed me.

TABES MESENTERICA. CONSUMPTION OF THE BOWELS.

In the early summer of this year, 1891, a lady and her asthmatic husband brought their eight-year-old boy to me to be treated for chronic diarrhœa of four months' standing, pretty extreme emaciation, a dark mahogany-like discoloration of the skin (all over, not in patches), feelable induration of glands in both sides of the neck and even more so in the groins. "He is nothing but skin and bones, and won't eat any-

thing, and the doctor has been treating him for worms but he gets no better." Hereupon the mother burst into tears and was not to be pacified for several days, she seemed to feel he would die. "His grandparents are sure he will die." Indeed I at first gave a bad prognosis and was only induced to modify it by the mother's distress.

Three months of *Bacillinum* slowly and completely cured the boy, and a letter reached me this day to say, "R. is so well and bonny," and a fortnight ago the governess wrote me, "R. is as well as ever, and needs no more medicine." The boy himself I have not seen since his treatment, but it is pretty evi-

dent that he is now quite well. He had no other remedy at all to account for the cure.

STRUMOUS GLANDS.

Said a young mother to me on the 30th of September, 1891: "I have brought Leonard to you because he grinds his teeth so at night and I think he must have worms, his mouth gets sore and there are sores in the corners of the mouth; he is so thin and his glands are swollen—in fact, he is just as he was when I brought him to you last time when he was four years old. I want you, please, to give him the same powders you sent him then, as they cured him at once and quite set him up."

I turned up my case book and found the entry following: "April 5, 1889.—Leonard X., æt. 4 (nearly); has a strawberry tongue and a very offensive chronic discharge from the left ear; behind the left ear there is an indurated swelled gland, and there are some hard feelable glands in the neck." And what was the remedy in the powders the mother wanted again for her little Leonard? Bacillinum 30; one dose of six globules on sugar of milk every 12 days.

In my judgment there is not any higher testimony to the efficacy of a remedy than that of a mother when she remembers and picks out a given prescription of two years and

a half ago. The little man's sister had pyothorax after pleurisy last winter, but she is quite well now.

CONCLUDING REMARKS TO SECOND
EDITION.

I have received kindly communications from various parts from those who have used Bacillinum as recommended in this work, and with one of these I will close this second edition :

“ RAMSGATE, AUG. 13, '91.

“ DEAR SIR—I have read with much interest your book, ‘New Cure for Consumption,’ and am acquainted with four persons who have been greatly benefited through taking the virus. One, a young woman, aged 28, came here last March in the second stage of consumption ; had

spent one winter in the home at Ventnor. The doctors said no more could be done for her, and I did not think she would ever be any better, but had just come here to die. The kind friend who lent me your book administered the virus, and the patient so far recovered as to be able to take a situation near Liverpool, and by a letter received a day or two since is evidently fairly well. The sister, who has resided with me many years, aged 26, was looking very pale and feeling languid, no energy ; suffered, too, at monthly period. These young women are orphans—both parents died of consumption. She, too, began taking the virus once a week for eleven weeks, and the change was wonderful ; does not suffer monthly now. All who knew her said ‘ how well she looked.’ She discontinued it the middle of July, and one reason I write you is to ask if you think she had better resume it ?

“The third case was a young person far advanced in consumption ; left lung affected ; could not lie on the left side. After taking the virus was certainly better, and could sleep on the left side.

“Third case, a child, wasting away, and poor appetite. She is now looking bonny and gaining flesh.

“I ought to say the first-named patient had the right lung affected ; cavities in it, and the left very weak. Her sister had lost flesh, but has gained nearly six pounds since taking the virus. I shall feel so obliged for a few lines when convenient.”

Now, little book, go forth and tell to all concerned that, thanks to the labors of Paracelsus, Fludd, Lux, Hahnemann, Hering, Pasteur, Swan, Berridge, Skinner, Koch and many others, phthisis and the tu-

bercular diseases generally have definitely entered the list of medicable diseases. But finally, and for the last time, the remedy must *not* be administered by injection; it must be given in high, higher and highest potencies and the doses must be FAR APART.

To those who can use only low dilutions I solemnly say . . .
Hands off!



THIRD EDITION.

PART III.

I AM called upon by my publishers for a further edition of this work, and as I have the opportunity of enlarging it; this I do in the hope that its usefulness may be increased; but as I am hard run for time just now I shall not be able to add much. Reproaches have been levelled against me by some reviewers for defects of style, inadequate descriptions, and omissions of details; I plead guilty, my Lords.

But I would submit as an extenuating circumstance the fact that most of what I write is done in odd scraps of time, sometimes in carriages or at railway stations, and not infrequently when tired, and oftentimes when weighed down by anxieties and responsibilities inseparable from the life and labors of an advocate of absolute free thought in matters medical. In proportion as prejudice gives way to knowledge and to the teachings of experience, so the particular remedy here recommended will gain in favor with the enlightened who are earnestly engaged in battling against diseases. I do not expect such a remedy to find favor

all at once, and my prime object in bringing out a further edition is to be useful to my fellow-man. Thanks to Professor Koch the task is a possible one, and I am grateful to him accordingly.

Of course, it is not suggested that Bacillinum is a specific for all cases of phthisis, of every kind, and necessarily it will do no good in those cases of phthisis to which it is not homœopathic; something that will cure *every* case of any malady bearing a given name is, of course, non-existent.

Still, bacillary phthisis taken early, and complicated with nothing else, is curable by Bacillinum, and this I say after eight years' experi-

ence at the bedside and in the consulting-room. Anything even approaching to it in therapeutic efficacy is thus far absolutely unknown.

Where, for instance, vaccinosis is also present, the vaccinosis must be first cured or the phthisis remains uncured, do what you will.

When there is a primary spleen affection that led up to the phthisis, such a case must be approached from the spleen as a starting-point, or the treatment fails. When a liver disease underlies the whole maladive state, and phthisis only coexists with it, the liver malady must be first cured.

When this state arises from an

hereditary syphilitic *taint* (I say *taint*, not the disease proper), the specific nosode may be required first.

When the phthisis arises from a cancerous parentage, Bacillinum alone will not always suffice, until other remedies have prepared the way.

When the constitution has been damaged by typhoid, by malarialism, by alcoholism, by cinchonism, and so on, all these must be therapeutically reckoned with, or success will not reward our efforts. Wherever, in fact, phthisis coexists with other diseases, or taints of diseases, the Bacillinum *touches the bacillary part of the case ONLY.*

When phthisis supervenes upon overcrowding, conventicular or monastic life, excesses of the various kinds, bad food, foul air, chronic sewage poisonings, wounded pride, unrequited love, bad drinking water, active oft-renewed infection from marital or other domestic ties, or from the air, walls, bedding, etc., it will be vain to expect the simple administration of a remedy of any kind to cure unaidedly if the active cause still remains present and operative.

I have verified nearly all these varieties, and beg my readers to lay them to heart and make sure of their ground before giving an opinion on the subject. It is simple

uncomplicated phthisis taken early that can be cured right off the reel by its pathologic similimum.

The following case will well exemplify :

CASE OF ACUTE PHTHISIS CURED
BY BACILLINUM.

I have rarely been impressed with any case more than with the following one of acute phthisis, and I think it would be very difficult to find a more direct proof of the simple art-cure of a very dangerous malady.

A single gentleman, from a very healthy part of Kent, aged 24, had been ordered abroad in the month of October, 1891, for acute phthisis,

and so severe were his symptoms that he came straight away up to London in that month to arrange for some one to take over his business previous to starting. The merchant to whom he went in the city urged him to come and get my opinion before disposing of his business and going abroad. He came, and I found his condition indeed one of intense anxiety, and had he come to me before I knew of the virtues of Bacillinum I should have advised hasty departure from our fogs and damp. But I thought we might possibly cure him with the said remedy, though I did not feel very sure that he was at all curable by any means whatsoever, so very

ill was he. His throat was studded with tubercles, and for two months he had been consuming with fever. He had expectorated masses of matter and blood for weeks past, in bouts, but not continuously. Sleep very bad; says he has had none for a week. Much phlegm in the morning, but not always with blood; spleen and liver much swelled; respiration accelerated; morning and evening exacerbations, and very tired out of a morning, so that he is unfit to rise. His parents and brothers alive; one of his sisters died of hip-joint disease, and one of pulmonary phthisis. The case being so severe and acute, I

used the one-thousandth dilution of the remedy every fifth day.

Towards the middle of November his sleep had greatly improved; nearly all the tubercles had disappeared from the throat; no further blood spitting; much mattery expectoration; still had fever, but only in the evening; all cough gone, and his appetite had begun to improve.

By Christmas he was practically cured, and business being brisk, he ceased attending.

Four months later, May 2, 1892, he called to say that he had been quite well, but had had a little expectoration streaked with blood the past few days. I did not readily recognize him, so greatly had he

improved. "I have gained quite a stone in weight, and everybody wants to know what sort of treatment I have been having."

He had another month of the remedy, and only a few days ago I inquired of the before-mentioned merchant who sent him to me how his friend was. "Ah," said he, "I never thought he would get well; he looks first rate now; I have told ever so many people about it, but they won't believe it, because they don't believe in Homœopathy; I don't understand them."

If this patient had gone away as he was ordered, I am of opinion that he would have succumbed to his malady. "Going away" is by

no means synonymous with "being cured." Not a few go away dutifully enough, but the return? Ah! they commonly enter upon a long journey whence no man returneth.

October 16, 1893—I heard to-day from the said merchant that this gentleman continues quite well.

The rapid cure of this case was clearly due to the fact that the case was quite recent, uncomplicated, and had not yet reached far down the lungs; the larynx was also *not* affected. I cannot exemplify the action of the remedy better than has here been done, and so I will conclude for the present by sending this third edition to the press for the benefit of those whom it may concern.

The subject of advanced and complicated cases of consumption I hope to treat of in a subsequent and separate publication. To my brother practitioners I would say, Shake off the shackles of prejudice and try for yourselves whether, and how far, I may be personally carried away on the wings of enthusiasm for my subject. But mind, only high dilutions and *no* Kochian injection,—and, moreover, if you give the doses too often you will *fail*, as I formerly did before I learned the lesson that the pathologic similimum of a disease must be administered in high potency and infrequently. Moreover, the worse the case the higher must be

the potency as a rule. Before laying aside my quill, I will give the experiences of some other practitioners with the remedy in question.

Passing through London, on his way to the World's Fair at Chicago, Dr. P. C. Majumdar, of Calcutta, dropped in to see me, and in the course of a long talk on medical subjects he mentioned to me that just before starting from Calcutta he had cured a bad case of phthisis with Bacillinum. Dr. Majumdar also mentioned to me that he had used Pyrogenium in many cases of the low intermittent fever of Calcutta (their typho-malaria), and had almost invariably jugulated the fever thereby.

“How many cases of this typho-malarial fever have you cured with Pyrogenium?” said I.

“Oh, I could not tell you; very many.”

Dr. Majumdar used the Pyrogenium in one-drop doses of the sixth decimal dilution given every three or four hours.

From the *Homœopathic Recorder* (p. 311) I take the following:

“ANOTHER WITNESS FOR THE CLINICAL VALUE OF TUBERCULINUM (BACILLINUM).

“On April the 17th I was called to see Adele L., aged about two years; found her in a convulsive condition with twitching and spas-

modic contraction of the muscles, great hyperæsthesia of the skin, photophobia, nausea and vomiting; temperature 103° ; great cerebral excitation; nervous temperament; prominent roundish forehead, small face and slightly downward look of the eyes. Bowels constipated, attacks of colic, grinding of the teeth, terrible thirst for water; very slightly open fontanelles and sutures. With these symptoms and many others less prominent my prognosis was, of course, very guarded, the chance of recovery being extremely slight; but with the powerful guns that homœopathic remedies furnish, I was not willing to announce to her loving

parents that their only little one could not live, and I therefore mustered all the courage I possessed, and said that, while I considered their little one very dangerously ill, still I had hopes that she might pull through, and went into the fight with a determination to win if possible. To make a long story short, my first prescription, on account of the intense thirst and small, rapid, tremulous and intermittent pulse, sensitiveness to touch about the head, was *Helleborus nig.* 30; this remedy seemed to control the eagerness for water, and the pulse, but stopped there.

“My next prescription was *Apis mel.* 30, dil. Continued this remedy

forty-eight hours with improvement. I was then taken sick myself, and did not see the patient for four days, but recommended a physician who carried out my line of treatment, and when I again saw my little patient she had lost flesh so rapidly that it sent a shudder over me as I viewed her tiny limbs and body. I prescribed at once *Calc. carb.* 30, dil., and asked for a sample of urine, which I received in twenty-four hours, and to my horror it seemed to me almost solid albumen. I thought then my little patient was doomed. After thinking over the history of the case, and from what I

knew of the family history, and the prodromal symptoms, the irritableness, swollen abdomen and constipation, great and rapid loss of flesh, etc., I concluded to prescribe Boericke & Tafel's 200 dilution of *Tuberculinum*,* one dose every three days, with placebo every hour.

“ From this day began rapid and permanent improvement. Oh, what a relief to mother, father, friends, my little patient, and myself! I know that under any other treatment, and I might say remedy, this interesting little child could not have survived. Great credit is due to her mother, whose good judgment never forsook her for a moment.

*The same as Bacillinum.

She said she believed a thousand people called to inquire after the patient; and, of course, all kinds of friendly advice was volunteered, both as to remedies and physicians, but the parents stood firm in the belief that it was not good policy or safe to '*swap* horses while crossing a stream,' and to-day they have their little one well, but weak, and feel well satisfied with their first venture with Homœopathy. To-morrow they go to Atlantic City with our little patient to enjoy the invigorating breezes of Old Ocean for a time.

"CHAS. W. ROBERTS, M. D.

"*Scranton, Pa., June 12, 1891.*"

In the same *Homœopathic Re-*

corder (pp. 260-1) Dr. Boocock gives a very interesting account of his experiments with our virus, thus:

“ A PARTIAL PROVING OF BACILLI-
NUM.

“ August 2, 1892.—A very cloudy day, warm damp wind; feeling very much depressed and worried about business and finance; very bad headache.

“ Having a patient coming to me of a consumptive diathesis, or troubled with ‘consumptiveness,’ I had procured from Boericke & Tafel *Bacillinum* 30th and 200th, but not having any 100th I concluded to make some myself. I took

thirty-six globules of the 30th, and dissolved them in one ounce of diluted alcohol, shaking the vial well until the globules were all dissolved which took a long time. Getting tired of shaking I put down the vial and dried my fingers on my tongue. Soon after experienced a flush of heat, some perspiration and a severe headache, deep in, differing from what I felt at first, and this continued until half an hour after. I finished my potentizing, and foolishly did the same thing—dried my finger on my tongue. Headache increased all over. Mostly in the temples and occiput. Stinging stitch-like pain through my left lung, and a tickling cough ; I felt very weak.

I had no cough before, and yet I now had a tickling in my fauces and must cough; the headaches continued, and weakness and feeling in and under my left breast deep in.

“ (I have counted 50 drops of this, and have saturated 4 oz. of No. 35 globules, and I am going to call this my 100 C.)

“ If this dilution, 2 drops or so, can make one in health feel as I did, I am sure there is a power in dynamization. A very restless feeling, not able to read with profit, so went to bed early; very restless; slept well; when asleep, no dream; had to rise to urinate three times; urine clear, but of a very bad smell;

putrid. Awoke at daybreak and could not sleep, feeling very tired, but went into my garden, digging trenches for celery plants; passed a good deal of flatus, smelling very bad, like the urine. Worked steadily for two hours; it was then time to open office. While preparing my tub for shower bath, felt very sick; upheaval of stomach, but could not vomit—a spasmodic effort which shook me a good bit; before I could finish my dressing, had a hurried feeling to pass stool; loose, very bad smelling, of a dark green character, mixed with mucus; felt very weak and sleepy all that forenoon; . . . feel very drowsy now at 1 A. M.; appetite as good as

usual. Some dull headache, but mentally clear; no pain in lung, but have had a sore throat and a good deal of tickling in the pharynx, provoking a cough and enabling me to raise a little phlegm, white and frothy like cotton ball.

“Weakness continued all the day; did not want to be disturbed. Sought to be quiet; slept a good part of the day, when not attending to my professional duties; passed a great deal of urine; foul-smelling, of a pale color, with white sediment; have not tested it yet.

“Second night very restless; at night slept well, but full of dreams;

in my dream was attending to large numbers of malignant diphtheria cases. Woke many times and slept and dreamed, the same kind of dream ; my cases in my dream did not die, but were greatly worse ; worried about them.

“ Awoke at 5 A. M., and after lying awake, wondering what these dreams meant, my thought took this form : Intending me to get ready for an epidemic of diphtheria, and this thought I cannot get myself rid of.

“ August 4, 1892.—Feeling too tired to go into my garden ; business being very scarce, I have had time to sleep, and slept all the forenoon. Headache not so bad ; sweat

on the least exertion ; very poor appetite ; bowels move.

“ August 5.—Slept better ; not so restless, but troubled dreams about diphtheria, and yet there is none in the town. (My son, the clergyman, took it from a malignant case. While leading her to rest upon the Saviour for salvation, he did not know at the time that he spent an hour in close conversation, taking her breath all the time. This filled me with concern for him. I gave him *Apis* to counteract. In eight days he had a slight soreness and an enlarged tonsil ; right side, and on inspection I found some gray patches, but *Cy. m.* 3d soon took them away.) But this was more

than a week ago. My own throat very dry, but not so sore, and not so much inclination to cough; very weak yet and sweaty; head not yet clear of pain. Bowels regular; I am passing more urine, very pale with strong odor. A good bit of backache across my kidneys.

“August 6.—No change in my feelings; very weak and nervous; full of anxiety as of impending trouble.

“August 7.—Head clear of pain; no dreams; very cross and full of fault-finding; everything is going wrong.

“August 8, 9, 10.—Feeling similar, but not quite so continuous; feeling some improved.

“I have learned from this partial proving that this is a very powerful drug. That it made me very ill for the first two days I am very sure, and filled me with some concern as to whether I should not do something to counteract its effects, but I finally concluded not to do so, but watch and wait.

“I found that it had power to set up a severe headache. At the time I was suffering from one, but so differing that the new one from the Bacillinum could be easily felt in the parts occipital and frontal.

“The throat was inflamed; tickling, phlegmy, cough from tickling that could not be relieved in any other way.

"Left lung was irritated and made sore, a creeping, stitch-like feeling passing through from below upwards. A weak feeling in the right lung.

"Bowels inflated with gas, and soft, mushy stool of dark greenish color, passing easily.

"The pain or stitch through my old pile I could not account for, but having felt it as something new I make record of it.

"Some eczema of anus that had given me trouble for some time previous has since been very much better.

"I have had three patients under this, Dr. Burnett's Bacillinum, one dose of 30th in eight days.

"The cases are too new to report as yet, but all are improving.

"This will cure some cases of laryngeal phthisis, diphtheria and phthisis pul., and be a great aid to us in curing what this learned physician calls consumptiveness. I for one have adopted this name and this remedy.

"It seems as if I were learning to be a Homœopathic physician, never having had much, if any, faith in the high dilution.

"R. BOOCOCK, M. D.
"*Flatbush, L. I.*"

In the *Homœopathic Recorder* (pp. 263, *et seq.*) the following very interesting paper on *Bacillin* is found:

“BACILLINUM: ITS CURATIVE POWER
ON DIFFERENT DISEASES.

“Through the *Homœopathic Recorder* (March number, 1891) I became aware of Dr. Burnett's little book, 'New Cure of Consumption.' Being myself interested in the treatment of consumption, I bought the book at a store of Boericke & Tafel, as also the medicine Bacillinum. Having carefully perused the contents of the little book, I determined, as I was about to sail for Europe, to try its effects on my arrival in Switzerland. During my short stay in Basel I had occasion to administer Bacillinum to about six persons. From Basel I

went to Herisau, Canton d'Appenzell. There I had occasion enough to distribute amongst my friends the wonderful effect of Bacillinum, amidst the great opposition of the doctors, who laugh and snarl at the idea of such a treatment as something completely new in practice. Since sixteen months many very remarkable cures have been performed, even several known as incurable, so that from east to west, all through Switzerland, Bacillinum has found an entrance. In a journal treating on 'General Conductiveness,' I asserted that the principal cause of idiotism and cretinism are tubercles in and around the brain, and the only

remedy to reach these tubercles, and to re-establish a harmony between moral and physic, is the Bacillinum in its different strengths. This affirmation brought the strong phalanx of Allopaths against me in controversy openly in the same journal. They could not deny the cures, but ridiculed the idea of using such means to cure diseases. My last words of defence were those which Dr. Burnett used: 'Machs nach! Aber machs besser!' This ended for the present our controversy.

"Allow me to send you here a few but very interesting cases where Bacillinum has shown highly its curative power.

“A mother brought a child of 12 months, covered from head to foot by a syphilitic eruption, the eyes like raw flesh. I gave the child on her tongue 15 small pellets of *Bacillinum* 200. A week after, the change was more than could be expected. Again the same dose; eight days later the child could see well, and the eruption more than half gone. Two weeks longer treatment in the same manner, the child was perfectly healed—a proof that *Bacillinum* has curative effect on syphilis.

“2. A Miss E., of 27 years, having spent the winter of '90-91 in the hospital at Basel, being sent home in April, '91, pronounced incurable,

suffering with consumption, sent for me, May 15, 1891. Examination pronounced both lungs in an advanced state of phthisis. She began with 20 pellets of *Bacillinum*; every eighth day the same dose. In July after, she called at my house in Herisau, and in truth I was astonished to see her so well. Kept on taking *Bacillinum*, when in September, visiting Basel, I found her very well.

“3. A Miss S., teacher, of 38 years, in Basel, suffering for years with bad stomach, not able to keep food in her stomach, had the symptoms of a beginning cancer of the pylorus. This lady received *Bacillinum*, one dose every eighth day,

and after six months was totally cured.

“4. A merchant in Basel, 32 years old, consumptive for several years, received from his doctors, as the last resort, *Kreosotum* in capsules. Getting worse from month to month, the family desired he should consult a homœopathic physician. Was consulted, and examination showed the upper parts of the lungs badly affected, covered by tubercles; also had chronic bronchitis. Received *Bacillinum* 200, 20 pellets every eighth day, keeping on for three months the medicine, and to the astonishment of his friends he became a healthy man.

“5. A *dessinateur* here in Herisau, suffering from weak lungs, constant cough day and night, underwent a so-called ‘Knipps’ treatment at a place in Germany. Six weeks after he came back a skeleton, emaciated, miserable.

Examination proved the whole upper part of the lungs covered by tubercles. *Bacillinum* cured him perfectly in two months.

“6. A young girl of 16 years, of Lofingen. Over two years ago she had scarlet fever, was neglected, and lost appetite and sleep; her menses ceased more than eighteen months. All appearance was that she was in the decline (consumption). I gave her of the *Bacilli-*

num, every week 20 pellets. The result was indeed beyond my expectation. The menses returned and the other complaints disappeared, sleep came back, and after three months she became a blooming girl.

“7. This is a very remarkable case. A maiden lady of 37 years, residing at Lichtensteig, being more or less sick for sixteen or seventeen years. The first cause was hysterical spinal irritation; grew worse from year to year; her spine curved over $1\frac{1}{2}$ inches; her left hand inflamed, which led to amputation of her index (fore-finger). Over two years ago she became helpless in both legs.

The doctor at Wattwyl (city hospital) thought (it was then just the fury of Dr Koch's lymph system) to inject in her the lymph. This he did eighteen times. After this had been done her legs, from hip to foot, became as dead, without any feeling. It was on December 2, 1891, I found her in that condition. I left her *Bacillinum* 20 pellets, every week one dose. After four weeks some feelings returned; also became able to move her toes, keeping on for some time more in the same manner. In May last she was able to sit up. In June she was strong enough to get up and walk alone in her room. Now it is August 9th. Her legs are

perfectly normal, and with the exception of the curve on her back and the sore hand she is as well as she had been in her younger days.

“This lady had been pronounced incurable, and the people of Lichtensteig, with their doctors, are enchanted over such a cure. Bacillinum has done its work perfectly, and many such so-called incurable cases would yield under the blessed influence of this wonderful medicine.

“8. Another case where old and new school doctors have more or less failed. A butcher's wife, about 58 years old, residing in Lichtensteig, has been for years complain-

ing of rheumatism, but more especially a stiffness and redness in her arms, hands, legs, and feet, which resulted slowly into arthritical, gouty contractions of the joints of fingers, toes, even on the knees, so as to become unable to shut the hands, and walking only with great difficulty. She received Bacillinum in the above-named order, and in less than three months all her stiffness was removed, and she is now very well. Here it was evident that Bacillinum absorbed the chalky substance in the joints.

“9. A case of *idiotism* and *cretinism* which made a great stir. In August, 1891, I was called by

telephone to go to a place near Neuchatel, about 150 miles from Herisau, and found there a 10-year-old girl, a perfect idiot and cretin. The history of the child was about this: Until after vaccination (she was $1\frac{1}{4}$ years old), was very well; from that time she began to act as having no sense, growing worse from months to years. Her parents consulted in different cities, as London, Paris and Vienna, without the slightest amelioration. They heard of me from a doctor of Basel, that I had attended there a 16-year-old idiot, whose reason returned partially. I found the girl in the following condition: height two feet and five inches; age, 10

years; the teeth hidden in the gums: could hardly stand on her feet, unable to walk and talk; head, front narrow and large on the back; several smaller and larger elevations on the skull, some soft, others hard; nose, eyelids and lips extremely large; type of an idiot and cretin.

“A careful examination, especially of the deformed head, with its elevations, disclosed nests of tubercles. Her eyes without life, no desire for anything; in fact, the most ungrateful expression! Now what to do? My thoughts settled soon on one point—to give an antidote to these colonies of tubercles, and decided on Bacillinum as the

only means to bring on a change. She received on the 10th of August, 1891, 20 pellets, to continue every week the same dose. Visited her in October said year; great change; she began to talk and walk, the teeth sprouting out of the gum, the head a better form, and the general condition of the whole body was changed. Kept on by the same medicines. In November it was decided that I should go to London to a conference, to confer with Dr. Burnett. (Dr. Burnett mentioned my visit to him in his second edition of 'Cure of Consumption,' pages 151 and 152.) After this, every month brought some new change. It is just a year since the child came

under my attendance, and what a change has *Bacillinum* 200 operated! The child talks, walks (even runs), has grown 3½ inches, intelligence restored, enjoys her life extremely, being so cheerful and bright. Now, am I wrong to assert that the main causes of idiotism and cretinism are tubercles brought on either by bad virus of vaccination, or inherited from the parents the germ of such a dreadful calamity?

“JOHN YOUNG, M.D.,
“*formerly of Brooklyn, N. Y.*
“*Forsthaus, Herisau, Switzerland.*”

Beyond any question we have here many points brought forward by Dr. John Young, of very com-

mendable interest and importance, both as corroborating what has been already brought forward, and as presenting some new features of importance. The conclusion of this paper by Dr. Young is in the February (1893) issue of the *Homœopathic Recorder*, and run thus:

“BACILLINUM : ITS CURATIVE POWER
IN DIFFERENT DISEASES.

“Case 1.—Another case of lameness, in which Bacillinum has shown its decided power to subdue and destroy the hindrance of growth and harmony in the whole body :

“Was called to examine a youth of about 18 years, in a city 20 miles distant from my residence. It was

on July 9th this year. Found him sitting in an arm-chair. His upper limbs lame, especially the left arm, his legs crossed under the chair; positively impossible to move, either forward or backward; very little feeling in his legs; had to be carried from his bed in the morning to his chair in the sitting-room, and again, at night, to his bed. This had been his condition for about 18 months. His sleep was very heavy and profound; appetite was rather ravenous, especially for pickled things. His mental faculties very unsteady and heavy; unable to think much. On examining his leg, I found some hard knots around both knees and

ankles, and also on the wrists, of the size of small nuts, tender to the touch. Studying the case very carefully, I came to the conclusion that those knots were colonies of tubercles, hindering the activity of the joints and deadening the feeling.

“The history runs as follows: He was working for several years in a factory, exposed to water and dampness, as his shop was underneath the factory. The constant dampness brought on in a slow way some stiffness in the limbs, especially the joints of the knees. At last, he was obliged to stay at home, was attended by several physicians, until he became perfectly helpless

and lame. It was in this state I found him on the 9th of July, 1892. Prescribed *Bacillinum* 200, 25 small pellets every eight days. End of July, received news of some amelioration of the whole condition. Continued *Bacillinum*. Saw him on August 27th. He was able to use his arms a little, and move his legs. Again *Bacillinum* 30. On September 30th, received word of very great improvement. October 22d, saw him again; his arms were all right, could move his legs forward and backward, and even stand on them; and no doubt in two or three months he will be as well as before his lameness. He was also troubled with enlarge-

ment of the glands of the neck and under the ears. Under the effects of *Bacillinum* this condition was alleviated, some of the enlargements opening and discharging a thick matter and afterwards healing.

“Case 2.—A consumptive case. On June 20, 1891, a gentleman brought his 13-year-old daughter for treatment. Examination revealed: Very weak lungs; isolated tubercles on both upper lobes of the lungs; pulse variable, from 95 to 100; strawberry tongue; brownish spots or blotches on the face; short breath; all appearance of quick decline, running into galloping consumption. Her parents

were both of a scrofulous diathesis; I had attended her father for ophthalmia scrofulosa, and her mother for general weakness. Prescribed *Bacillinum* 200, one dose every eight days; also gave orders to feed the girl well, and for her to exercise in the open air; especially to be much in the sun, keeping her head well covered. From week to week the change became visible; her thin limbs rounded out, her face became fuller, and had a healthy color. In six months all the alarming symptoms had disappeared, and the child was healed.

“Case 3.—Another case of consumption. Was called on June 9th, 1892, to a village four miles from

here, to see a girl of 20, low for several months with consumption. Found her very feeble; pulse hardly perceptible; visible vibration on both lungs; constant short, dry cough; face bloated; as also the rest of the body. The skin resembled parchment, but was moist and deadly-smelling; eyes haggard. The whole expression as one doomed to die!—indeed, a hopeless case! Left *Bacillinum*, one dose of 25 pellets every eighth day. Three weeks later her mother called at my house, telling me of a change for the better; the patient's appetite had improved, and she rested better at night; was able to sit up and had become more

cheerful. Continued *Bacillinum*. End of July, she was so much better, able to walk a little in the sun, to get warmed by its heat. The improvement would have gone on more rapidly, but her parents were very poor, and were unable to feed her properly. This case speaks loud enough of what *Bacillinum* is able to do, even in advanced cases of consumption.

“Case 4.—Another case of consumption from the same village. On July 1, 1892, a mother brought her 16-year-old daughter to my office. The girl was a true type of the consumptive. Pulse 105; face brownish; strawberry tongue; eyes without any expression; cough more

orless constant; very tall for her age, but very slim, weak, unable to walk, even to stand on her feet. Prescribed *Bacillinum* 200, 20 pellets every eighth day. September 8th, she came alone a long way on foot. What a change after eight weeks of taking *Bacillinum*! My astonishment was great. Fleeshy and stouter; rosy cheeks; cough completely gone. In this case the conditions were different from the case last related. Her parents fed her with nutritious food, so that in weight she gained several pounds; this wonderful and quick cure of that girl made quite a stir up in her village.

“Case 5.—Again another consumptive case. On July 30th, 1892,

a farmer's wife of the same village, æt. 42, made her appearance at my office, wishing to be cured of what she complained, having consumption, or what people and her husband called decline. Her skin was of a grayish-brown color; thin, emaciated, and very weak; completely exhausted by constant dry, hacking cough, often with purulent expectoration. She attributed her ill feelings to over-work in the fields and not sufficient suitable nourishment. Prescribed *Bacillinum* 200, every eighth day 25 pellets. On September 10th she came again and asked for more, as she said, of the same little pellets. Indeed, there was a great change. Her whole counte-

nance had changed. She had gained flesh, looked better, and a real brightness shone in her face. Towards the end of October her husband came for medicine for himself, telling me of his wife's perfect cure, and by her cure he had become converted to Homœopathy.

“Case 6.—*Bacillinum* triumphant in rachitis. Early in June, 1892, a lady brought her little five-year-old girl to be examined and attended, as the girl was very sick. Questioning the lady concerning how long the disease had troubled the child, she answered, “since childhood!” Examination revealed a quite advanced state of rachitis; spine curved inwards (lordosis);

the belly and stomach pressed out, very large and hard, especially the lower part; skin of the face deep yellowish, and of the body brownish color; the front part of the head narrow, pointed out, while the back part was very large and rather square. No appetite; no sleep; and more or less diarrhœa of putrid, strong-smelling excrement. As several quite eminent physicians (Allopaths) from different places had attended her, but without avail, the child getting from time to time weaker, unable to stand on her thin legs, I hesitated at undertaking the treatment of such a forlorn and apparently hopeless case. But the clamor of the distressed mother

decided me to try *Bacillinum* 200, 20 pellets every eight days. End of July the mother wrote me of the effect of the pellets in the following terms: 'My child begins to walk, belly and stomach smaller and less hard; diarrhœa subsiding; appetite and sleep good. Send more medicine!' Continue in the same manner. September 25, child improving, runs and jumps around the rooms. Keep on the same dose of 25 pellets of *Bacillinum* 200. October 29, child all right; she has grown taller, gained flesh on chest, arms and legs; and to the astonishment of all, her head has become its natural shape, as also the stomach and belly. This peculiar case greatly occupies my

mind concerning the possibility of the curative power of *Bacillinum* on rachitis, and strengthens my assertion that in many so-called incurable diseases the main causes are parasites of a peculiar nature.

"Forsthaus, Herisau, Switzerland, Dec. 10th, 1892.

JOHN YOUNG, M. D.

"Formerly 260 Rodney Street, Brooklyn, N. Y."

In the May (1893) issue of the *Recorder* I read with much interest the following further communication from Dr. Boocock:

"BACILLINUM OR TUBERCULINUM.

"Having become convinced by a partial proving on myself of the wonderful power of this new remedy

over and upon a healthy lung tissue, I was then anxious to try if it would do all that Dr. Burnett claims for it. I had been very well satisfied with our usual Homœopathic remedies, and have contended for years that consumption could be cured, having cured my wife twenty years ago of what every one who saw her said was rapid consumption. Well, she is alive and very active yet. So having this case always with me as an inspiration, I have done good to many and have good confidence in *Iod. ars.*, *Cal. c.*, *Cal. p.*, *Kali bich.*, *Phos.*, *Myosotis*, and others. *Myosotis* has done much good in the last stages to give relief; yet

we are all glad to find anything new that may save or prolong life.

“Case 1.—I had at this time coming to my dispensary Mrs. O., aged about 40, slowly recovering from confinement; has a very severe and racking cough; no appetite; copious night sweats; very acrid and copious leucorrhœa; not able to nurse her baby, no milk. She presented the picture of a woman in the last stages of consumption. A careful examination revealed a great dulness in two or three parts of the right lung, with some râles in other parts, and much pain. I was not able to make a complete examination, and the bulk of this was what she told me. However,

it was a nice case on which to try the new remedy, so I gave her one powder of *Bacillinum* 30th, ten globules, and a bottle of *Aqua d.* and *Glycerine* as a placebo, one teaspoonful three or four times daily or when her cough troubled her; and seeing her every three or four days, so that I might watch her carefully (for we have to give something in order to win their confidence). To my joy, she at once began to improve; appetite returned, night sweats ceased, cough was relieved, and so cure was completed in less than two months. She received sixty globules of 30th.

“Case 2.—A car driver’s wife.

Tall, thin, fair skin, high cheek bones, hectic flush, 34 years old, mother of several children; has a hard life to live—a drunken husband and insufficient food, and the care and worry of a large family. When she bared the upper part of her body she was a perfect skeleton. Every bone could be counted, and the intercostal muscles were very severely shrunk. Tubercles in all parts of lung. Cough; sputa raised in great quantities, yellow and like oysters as it floated in water, or partly so, much sinking, heavy with gray particles. She looked like a physical wreck. What could *Bacillinum* do for her? Well, it

was given in 30th, ten globules and placebo. In four weeks a steady gain. She then stopped coming, and after four weeks' waiting I went to find her, but could scarce believe it was she. I asked her for Mrs. B., and when she said, 'Why, doctor, did you not know me?' you may judge of my surprise. She was fair and good-looking; her cheeks had filled out, and she was well; I could see she was. What a rapid change? Thank God! A woman saved to her family.

"Case 3.—Mrs. T. A., about 37 years, was given up, or she had given up doctoring, as she believed it was no good. History: had two

attacks of what her doctors had called *la grippe*, and had not been well since. Lost her voice; continuous severe, racking cough, which all the medicine she took did not relieve. Losing flesh constantly; night sweats; no appetite; cold feet; sweaty, clammy hands and feet, burning at times. Bluish purple face; aphonia. She had been under the care of two specialists for her throat, but they told her that her vocal cords were paralyzed, and she would never speak a loud word again. With the cough and this form of aphonia there is always a gushing from the bladder. For this I began treatment from her

husband's description. Gave *Caust.* in 3d. At the end of a week report very much better; cough, voice, and urine. So continued giving the same medicine, but in 30th dilution; still improvement. At the end of the week she was able to come and see me, and was very much encouraged. Gave *Bacillinum* 30th, ten globules and placebo powders nightly. To report in a week. Very much better; said, 'I have been able to do my household work, which I thought I should never do again.' She came weekly during July; still gaining. In August she went to the mountains; the running down had been stopped, for she had

lost twenty-nine pounds in three months previous to my taking her in hand. Now she said, 'I believe I am gaining ;' which was true, and in her month in the mountains she gained two pounds weekly, and has kept up gaining in weight and strength. She is now happy, and preparing for her confinement in February next. She coughs some in the morning yet, and there is some huskiness of the voice, but she eats well sleeps well, and is able to work well, and come to see me every two weeks. To gain strength and healing and support an unborn baby must be considered a grand triumph for any remedy.

"Case 4—Mrs. M., æt. 41.

Knowing that she is of a consumptive family, having attended her sister when in the last stage of consumption, while she was visiting at this lady's house, I was anxious about her, and upon inquiry, found that she was weakly; cold legs, a feeling as if she had on wet stockings; hands and feet hot at times, with clammy sweat; some night sweat, but no cough, only when she took a cold, and then it hung on in spite of anything she took. I gave her two powders of *Bacillinum* 30th ten days apart, but she got rid of all her bad feelings, so that both she and her husband thought there was no need of going through the three months' course I had asked for.

“ And now I could tell you of a good many of my dispensary patients, of what is called consumptive build. Flat-chested or narrow chests ; hard to recover from colds, poorly nourished, low vitality, sweat easily and at nights, but who have no soreness in the lungs ; some with sore throats, tonsillitis and hæmorrhoids, bleeding freely from the least injuries, to whom, by way of experiment, I have given *Bacillinum* 30th, in my office, and a bottle of placebo, who have been promptly cured of all their complaints with the one prescription. From these cases I learn that this remedy is many-sided and is a good thing to give where there are no

symptoms strong or clear enough to be named, only a general feeling of illness.

“ ROBERT BOOCOCK, M. D.
“ *Flatbush, L. I.*”

I will conclude with a short paper by my friend, Dr. John H. Clarke:

“A CASE OF TUBERCULOUS PHTHISIS
CURED MAINLY BY TUBERCULINUM
(HEATH).*

“James K., a carman, age 40, was admitted into the hospital October 17, 1892. The following notes are taken from the case-book of Dr. Vincent Green, junior resident medical officer. The family history

* A case presented to the Society, February 2, 1893.

is excellent, there being no history of phthisis. The patient's present illness dates from an attack of influenza three years ago, the attack being followed by cough, expectoration, night sweats and emaciation. These symptoms continued for a year until the patient could hardly get out of bed on account of weakness. He was in the North London Hospital six weeks, where he improved, but during the next six weeks he became rapidly worse, having two sharp attacks of hæmoptysis. When admitted to the Homœopathic Hospital he was emaciated, suffered much from dyspepsia, and had a poor appetite. He had an irritative hacking cough,

but not much expectoration, but the sputum contained tubercle bacilli. At the apex of the right lung there was a crack-pot note, tubular breathing and abundant coarse crepitations. In the infraclavicular region there was some dulness, with prolonged expiration and fine crepitations; posteriorly, there was audible prolonged expiration, with crepitations all over the lung. At the apex of the left lung expiration was prolonged, but there were no accompaniments. The heart sounds were clear; pulse 110. The patient complained of a feeling of weight in the right chest, sleeplessness, and cough for several days, and then he began to improve; constipation was one of his chief troubles.

“On November 9th, as he still complained of the weight in the chest, he was given *Tuberculinum* (Heath) 100, gt. iii., on the tongue, and this was repeated the following week.

“By November 20th he had gained one and a quarter pounds in weight; the sensation of weight in the chest was better; there was very little cough, no expectoration, no night sweats, but he was troubled a good deal with flatulence. *Tuberculinum* was repeated on the 30th, and again on December 10th; by this time he had gained another pound and a half in weight.

“December 19th.—He complains of pains in the joints without swell-

ing; there is a return of the sweats and cough, with frothy white sputum. Under *Merc. vivus* 12 the rheumatic symptoms perfectly subsided.

“*Tuberculinum* was repeated on January 4th and 25th.

“On February 2d it was noted that he had gained four and a half pounds since January 18th; he had no cough, and felt quite well. There was a prolonged expiratory murmur and increase of vocal fremitus, and resonance at the right apex, but no abnormal physical signs at the left apex.—*The Journal of the British Homœopathic Society.*

“[The *Tuberculinum* used in this

case, and the *Bacillinum* prescribed by Dr. Burnett in his 'New Cure of Consumption,' are identical.—
ED. RECORDER.] ”

The very latest testimony anent the clinical value of *Bacillinum* I find in the “Homœopathic World” of November 1, 1893. It comes from New Zealand, and runs thus :

“BACILLINUM CASES.

“In the ‘Homœopathic World’ of January there is an article by Dr. Young on ‘*Bacillinum*,’ which interested me much, owing to the successful use of the two-hundredth potency. After reading Dr. J. C. Burnett’s ‘New Cure of Consumption,’ I employed *Bacillinum* 30 in

several cases, but with very indifferent results. In a woman suffering from tubercular phthisis it had a beneficial effect on the pleurodynia, but had no really controlling influence over the disease itself, which marched steadily on to a fatal issue. Another little patient with tubercular meningitis it made no impression whatever upon, death taking place in about a week. Altogether I was disappointed. But the above-mentioned article with the higher potency with such magnificent results caused me to try *Bacillinum* again, but now in the two-hundredth.

“Case 1.—I had prescribed for some time for an elderly lady suf-

fering from *Lupus exedens* over the left superior maxilla, with very unsatisfactory progress. I then advised *Bacillinum*, which she had in the two hundred and first potency. One drop of this caused such medicinal aggravation, that she first thought of taking no more ; but after a few days (I think five) she ventured upon half a drop, which agreed, and two more doses healed the part up completely. Her general health has improved wonderfully.

“ Case 2.—Another instance is that of a boy about 11 years old, who was reduced to the last extremity by *tubercular ulceration of intestines*. His disease had re-

sisted three allopathic doctors before I saw him, and he was so very far through that the parents asked for a consultation with another doctor (allopathic), which I assented to. His verdict was to give the boy all the nourishment he could get, but that there was no hope for him. Just then Dr. Young's article came before me, and I decided to give *Bacillinum* 200 mj. every eighth day. His recovery took place steadily, and from being skin and bone, with constant abdominal pain and vexatious alvine discharges of blood, fæces and pus, he has become well-nourished, and has lost his pains, etc., entirely.

“Case 3.—A third case was that

of a baby 14 months old, who had been unsuccessfully treated at the Dunedin Hospital. It was emaciated to a degree, and was evidently not long for this world, and was another example of *consumption of the bowels*. I gave *Bacillinum* 200 mj. every eighth day, with such perfect success that the father told me afterwards that the child had never been so well since its birth.

“In the first case no other medicine was used. But it is only right to add, that in both of the bowel cases I gave in addition *Calc. carb.* 30 mj. t.d.s.

“But now, in conclusion, I want to make another statement of an opposite kind, and that is, I have

given *Bacillinum*, both in the thirtieth and two-hundredth, in that fell disease of infancy and childhood—I refer to acute tubercular meningitis—but with one result, viz., death. Of course, my cases were indubitable specimens of the disease; there could be no manner of doubt about the diagnosis.

“WILLIAM LAMB, M.B., C.M.,
“40 *High Street, Dunedin*,
“*August 12, 1893.*”

As this little treatise was going to press, I wrote to my friend, Dr. John H. Clarke, the able Editor of the *Homœopathic World*, to ask him to give my readers the benefit of his experience with the remedy

herein recommended, and he replies as follows :

“*30 Clarges Street,*
“*London, W.*”

“ I began to use Bacillin, and at the same time I proved it on myself, taking (on December 20, 1890) just the thirtieth, and afterwards the one-hundredth potency. The chief symptoms I experienced were the following :

“ 1. Pain in glands of neck, worse on turning the head or stretching the neck. Right side more affected.

“ 2. Pain deep in head, worse on shaking the head.

“ 3. Aching in teeth, especially lower incisors (all sound). This

was felt at the roots, especially on raising the lower lip; the symptoms persisted many months, and I occasionally feel it now. Teeth very sensitive to cold air.

“4. Sharp pains of short duration in chest and various parts of body.

“5. Pain in left knee whilst walking one evening; passed off after persevering in walking for a short distance.

“6. Nasal Catarrh. Pricking in throat (larynx), with sudden cough. Single cough on rising from bed in the morning. Cough waking me in the night. Easy expectoration. Sharp pain in precordial region, arresting breathing. Very sharp pain in left scapula, worse

lying down in bed at night, relieved by warmth.

“7. An indolent angry pimple on left cheek. This persisted many weeks, and I began to fear it was something worse. After it had once healed it broke out several times at long intervals, and even still a slight indentation can be felt at the spot.

“Case 1.—One of the first cases in which I proved its curative power was that of a little girl, R. W., whom I had practically ‘cured’ of consumption with ordinary homœopathic remedies nearly three years before. At the first time I saw her she was 7 years old, and was reduced almost to a skeleton.

Right lung dull all over. Rattling sounds over both lungs. Breath short and noisy—audible almost all over the house. Cough distressing and breath most fetid.

“After a severe attack of scarlatina six months before, these symptoms developed, and the progress of the case had been so rapid that two allopathic medical men had pronounced her case hopeless. She had had her farewell photograph taken; everybody (including the small patient herself) was waiting the end with sufficient resignation, when I happened to be consulted somewhat incidentally. Under *Iodide of arsenic*, to the astonishment of all, there was

decided improvement. The fetor of the breath 'with every cough' disappeared under *Capsicum*; but much more markedly when I gave it high (1 m.) than when given low.

"I saw her first in May, 1888. She gained steadily, put on flesh, grew strong and ruddy, and in a few months was able to go to school.

"But though the lung dulness cleared up (leaving, however, evidence of a cavity at the right apex), and the cough left her, the breathing remained short and noisy. Creaking sounds were heard all over on auscultating, and she required treatment from time to time.

"On January 8, 1891, there was

wheezing respiration; rattling on chest; cough in morning. Otherwise she was well.

“*Bacil.* 100, two globules.

“January 12.—Wheezing much less.

“January 20.—Very much less wheezing.

“For the next week she had much heat, with perspiration at night. The wheezing still continued less marked; but the chest was a little tight, and she got up a little phlegm in the morning.

“January 27.—*Bacil.* 100, glb. ii.

“February 5.—Keeping very well.

“February 19.—No wheezing since.

“ Since this date, at long intervals, she has required treatment, and *Bacillin* has never failed to relieve her. I have not seen her now for about a year, but I often see her father. The last time I prescribed was in August last, when she was reported to have more rattling on the chest and a little cough.

“ *Bacil.* 30, four globules in a powder; four powders, one to be taken each week.

“ September 5.—Report, very much better. Chest very different soon after the powders.

“ October 19.—Keeping much better.

“ She is now, I understand,

growing into a strong, hearty girl.

“The mother of this child was also in consumption at the same time, and the father, although muscularly strong, suffers from disease of the heart.

“I will now describe the mother's case, although it can hardly be said to illustrate the successful use of *Bacillin*.

“Case 2.—Mrs. W., aged 38, first seen in November, 1888. She was fair, extremely thin, had suffered from rheumatism all her life, and had had a cough as long as she could remember. Eighteen months before she had had a severe illness (pleurisy, I gathered) after exposure, and was at one time given

up for dead. Still had pain in left side of chest low down in front on taking a deep breath or coughing. There was prolonged expiration in both sides of chest, and a systolic bruit heard all over the cardiac areas. She was exceedingly sensitive to cold air.

“ I attended this patient through many illnesses, including several attacks of influenza, the last of which, in the summer of 1892, gave such an impetus to the tubercular process that she eventually succumbed to it. The only reason for my mentioning her case now is that in January, 1861, I gave her two doses of *Bacil.* 100, at an interval of a week. After the first

dose there was very little change, though the appetite was not so good. After the second she was seized with a 'a spasmodic pain in the chest, going up to the throat.' This lasted, though diminishing till the next morning. She got up much worse. This attack (which I attributed to the *Bacillin*) was of such an alarming character that I did not venture to repeat the medicine, especially as it was not followed by any evident amelioration.

"Case 3.—Sydney W., the youngest child of Mrs. W., seen first on July 2, 1888, aged then 12 weeks. He was suffering from bronchitis, from which he recovered.

Afterwards he had commencing Pott's disease of the spine, which was checked by ordinary homœopathic remedies—*Silica* and *Sulphur* chiefly.

“On February 22, 1891, he had a scrofulous condition of the eyelids, the margins inflamed and somewhat eczematous. *Bacillin* quickly made a change for the better in these. Whenever this condition has since threatened to recur, *Bacillin* has at once put him right and improved him in general health. He is now a strong, sturdy child.

“Case 4.—This eczematous condition of eyelids calls to mind another case in a boy of 12, who had

had eczema capitis severely as an infant, healed up by local applications, but not perfectly, the right eyelid being left eczematous; the eczema spreading to the face when specially active. One direct consequence of the local method of treatment was facial paralysis, which came on when the eruption disappeared under the ointments, and has left the boy disfigured for life. The condition of the eye had been ameliorated by several remedies, but nothing acted so promptly or so satisfactorily as *Bacillin*, given at rare intervals.

“Case 5.—My coachman, a young man of about 30, also suffered from redness of the eyelid

margins, and he asked me to give him something for it. This condition was also eczematous. A few doses of *Bacillin* permanently removed it.

“Case 6.—This was a case of lupus. Miss., W. 26, consulted me July 17, 1891. She was a member of a very consumptive family, and one sister was insane a long time, and eventually committed suicide. The patient lived in Scotland, and consulted me whilst on a visit to London.

“She had been affected with lupus for ten years, the affection having begun in the eye, the right being the worst. It then invaded the right cheek, and finally the

nose. The right wing of the nose was ulcerated and scabbed. The face is much disfigured.

“*Bacil.* 200 every ten days.

“July 24.—Marked improvement in nose.

“On examining the throat I found a small clean-punctured perforation in the soft palate near the uvula. No appearance of inflammation round it. Has felt the throat a little sore the last few days. Never had a sore throat before. (I conclude there must have been a tuberculous nodule in the palate which the *Bacillin* caused to ulcerate out.) Can breathe much more freely through nose.

“On September 1, she reported

(having left England) that there was much improvement.

“ *Bacillin*, 1 m. (F. C.).

“ October 9.—Face keeps on improving, but is at times very red. I now gave her Koch's preparation — *Tuberc. Koch*, 200 (F. C.), every ten days.

“ November 14.—Inside of the nose much better. Still festers a little outside.

“ January 5, 1892.—Still improving; nose not so red. Still a little festering on right side; less every time I take a powder.

“ *Tub. Koch*, 1 m. (F. C.).

“ March 4.—Face very much better. She has had an attack of influenza since last report, which

left her with her legs and feet swollen and pitting. The doctor (allopathic) who attended her said she had Bright's disease; and further added that the medicine she had taken 'had cured the face, and driven it to the kidneys.' As the same authority had pronounced her face incurable before, I did not accept the latter part of this statement as final. I got her to send me specimens of her urine from time to time. The first I examined was pale, alkaline, contained some mucus, slight cloud of phosphates, but no albumen. Subsequently I found a slight deposit of albumen, but no tube-casts. Under indicated remedies she soon recovered,

and sent her last report on April 30, 1892. I have heard of her since as having kept well.

“Case 7.—A young lady of very good physique, but coming of a scrofulous family (her mother's sister suffering from tuberculous ulceration of the nose, and her own elder sister having died after amputation of the thigh for scrofulous disease of the right knee), was taken last spring with pain in her right knee-joint. Being subject to rheumatic pains, she at first thought little of it; but as it persisted, I was asked to see her. Several remedies were given with but little success, and considering that her sister's illness had begun

in a similar insidious way, her friends became somewhat anxious, and, to some extent, so did I.

“I gave her one dose of *Bacillin* 100, four globules on the tongue.

“Seeing her the next day, she asked me if I intended to make her knee very much worse? She said the dose ‘went straight to the knee’—at least, within half an hour after taking it. She had violent pain in the joint, as after over-walking. This lasted for over four hours; then it went to the ankle on the same side, and then got better. From this time the knee began to mend, and in a few weeks was perfectly well. I gave other medicines afterwards, and did not repeat the

Bacillin till a month after the first dose. This time it produced no aggravation, and was again followed by general improvement.

“Case 8.—The mother of the last patient, who was in good health, had for some time consulted me about deafness of her right ear. I had removed an accumulation of wax without giving relief to the deafness, and remedies had had little effect. She could only hear my watch on contact.

“In view of her family history, I gave on June 27, 1893, *Bacillin* 100, four globules on the tongue.

“July 4.—Hearing 3 inches off contact.

“July 13.—3½ inches. Repeat dose.

"July 20.—Hears 5 inches.

"July 27.—Same. Repeat dose.

"July 31.—Hears 18 inches.

"At this date she told me of a symptom which may have been due to the last dose. On the 28th, suddenly, had pain in right upper teeth. This lasted all evening. She wrapped a stocking round her face, and the pain was gone in the morning.

"August 4. — Hears only 5 inches. Repeat.

"This was the last dose I gave her.

"On August 9, she heard 19 inches.

"On October 24, the hearing was practically normal; she heard 25 inches away.

“ Case 9.—A well-made young man came into the Homœopathic Hospital suffering from right-sided pneumonia, which rapidly cleared up under *Bryonia*, which was well indicated in the case. But long before he got the pneumonia he had suffered from loss of voice and pain in the throat, due to the presence of tubercles in the larynx, as was demonstrated by the laryngoscope.

“ Shortly before he left, I put on his tongue a few globules of *Koch's Tuberculin* 200 (F. C.).

“ He experienced the greatest relief from this dose, and in a few days returned to his work, exceedingly pleased with himself. I

begged him to come again as out-patient, and he promised to do so, but failed to keep his promise. No doubt he was unable to get away from his work, and too well to risk losing it.

“Case 10.—A well-known *prima donna* had a severe attack of influenza last spring, the form taken being that of bronchitis. Two winters before she had had peritonitis from the same cause, and before that, right-sided pneumonia, following immediately upon an ‘orificial’ operation in the United States. When I first saw her there was incessant cough; râles all over the chest; pains in the chest, right side chiefly; and dul-

ness in right apex. Under *Sanguinaria* the chest cleared and the violence of the symptoms subsided; but induration signs of a cavity at the right apex remained. *Bacillin* in occasional doses materially aided her recovery, and she has since passed through a very arduous season with great success.

Many cases of indurated glands have been cured by *Bacillin* in my hands; also cases of ringworm. One of the latter cases I will now mention.

“Case 11.—Master C——, aged 8, returned from school in December, 1891, with ringworm pretty well covering face, scalp and neck. There is a strong scrofulous taint

in the family. Under *Tellurium*, and then *Sulphur*, he did well for a time, but on February 5th the eruption had spread all over his back, and was very irritable. *Calcareia* did much good, and afterwards *Psoricum*; but he was not quite clear by July 23, 1892.

“*R. Bacillin* 30, four powders—one a week. *Calc. phos.* 3, one tablet three times a day.

“August 10.—Head a good deal better. After this I did not see him for many months, his mother believing him to be quite well.

“On April 3d he was brought to me again that I might sign a certificate of health, as he had a

nomination for a new school. On examining him closely I found still a scurvy spot of undoubted ringworm. It was now a case of curing to time, for the certificate had to be given in in a fortnight, or he would have lost his chance.

“ I again put him on *Bacillin* 30.

“ On the 18th the dose was repeated, as the spot was still visible.

“ On the 27th the head was *perfectly clear*, and I was able to give him a clean bill of health.

“ I will bring my long story to a close (though it is not by any means the whole of it) by narrating a case that has already seen the

light of print — *Homœopathic World*, April, 1893.*

“James K., aged 40, a carman, rather dark, shortish, but of fairly strong build, was admitted to Hahnemann Ward of the London Homœopathic Hospital on the 17th of October last, giving the following history. There was no consumption in his family. Three years before admission he had an attack of influenza, which left him with a slight cough. His occupation entailed much exposure, and after Christmas, 1891, he gradually became weaker and

*This case will be found further back, but not told in such detail, and hence I reproduce it in Dr. Clarke's own words.—*Author.*

weaker, until at last he was hardly able to rise in the morning, and he had not strength enough to lift anything at all heavy. He went to Hastings, but returned worse; he felt the air too bleak. After this he attended the North London Hospital as out-patient for a fortnight; then he was taken in, and discharged at the end of six weeks (in accordance with a rule of that hospital) improved. Whilst he was in the hospital he had two attacks of hemoptysis, spitting almost half a pint of blood on one occasion and a few spoonfuls on the other.

“About the end of August he again began to get worse, and steadily lost ground until the time

of his admission. For over a year he had suffered from indigestion, a catching or shooting pain from the right mamma to the left shoulder, with a feeling of a lump at the root of the neck.

“Physical examination showed that there was consolidation of upper part of right lung with formation of a cavity, with slight indication of the left apex also being affected. The heart and other organs were normal.

“The cough was worse on rising in the morning, and in the evening. Expectoration scanty, hanging about throat and difficult to get away. An examination showed it to contain tubercle bacilli. The

cough caused pain in the right side. The irritation which caused the cough seemed to be in the chest. Movement or any exertion aggravated it. He could not lie on his right side. At times he felt as if he could hardly breathe. Was very weak. Had night perspirations. Appetite fair; bowels regular.

“ Under *Bry.* 1 the pain in the side improved; under *Nit. ac.* 12, and afterwards *Ars. iod.* 3x, there was some improvement. Later he became troubled with constipation, feeling of nausea and mental depression. *Nux* 3 and *Sulph.* 30 did good in these respects. *Phos.* 6 had no particular effect.

“On November 9, as he was still complaining of the weight on the right side of the chest, the cough symptoms continuing, I gave him on his tongue three globules of *Tuberculin H.* 100. Improvement was noted on the 14th. On the 16th the dose was repeated. He then reported himself as feeling better. He had gained $1\frac{1}{4}$ lbs. in weight since October 27th. He now complained of a lump at the chest coming on when he had eaten a little; much flatulence passing downwards, so he was put on *Lyc.* 6, and continued on this for a week, during which time the flatulence and other symptoms of disordered digestion improved

much. At the end of the week a sharp attack of diarrhœa supervened, stools sudden, watery, light brown, with much wind. *Colocynth* 3 soon put this right.

“On the 30th of November another dose of *Tuberc.* was given, and again on the 10th and 17th of December.

“Up to the 17th of December there had been steady improvement. On that day the patient was feeling less well. More cough, tickling and wheezing on chest, tongue rather dirty, no appetite. On the 19th a rheumatic attack began to develop, with pains in ankles and wrist. There was fever and heavy night sweats, with night aggravation of

the cough. The pain was chiefly in left ankle and across instep, and under left knee. There was also pain in right great toe (which he had had before). Under *Merc. sol.* 12 these symptoms passed away by December 30th; but the cough continued to be troublesome, occurring between 12 midnight and 3 A.M., first thing on waking. Sinking sensation on getting up. *Kali carb.* 12, *Arsen.* 30, and *Bry.* 30 were given in succession without producing any observable effect, and on January 4th *Tuberc.* was repeated. After this he made rapid progress, but the cough still troubled him a good deal. There was a tickling behind the middle of the

sternum. The cough came on in the afternoon. He was put on *Lachesis* 12, one drop every two hours, on the 12th of January, and by the 23d the cough had left him completely, and did not return. He regained the flesh he had lost, and was quite free from all symptoms referable to the chest.

"The condition of the right lung on February 2d was as follows: Tympanitic note on percussion above and below right clavicle; tubular breathing. Expiration prolonged and harsh over the upper lobe anteriorly, and as far down as the sixth rib at the back. No moist sounds.

"The patient left the hospital,

looking and feeling quite well, on February 3d. The consumptive process was completely arrested and the patient practically cured. Of course the lung tissue that had already been destroyed could not be restored, hence the physical signs of a cavity remained. But the cavity was a healed cavity, and not an ulcerating one.

Although other remedies were given, I am inclined to give the chief share of the credit of this cure to *Tuberculinum*, for the first marked change for the better took place whilst under its influence. I have never given this remedy in more frequent doses than one a week; and I have never found that

it interfered with its action to give intercurrent doses of other remedies that might seem indicated by the symptoms.

"*P. S.*—Since the above was written I have seen the patient again (March 22d) and found him looking the picture of health. He has returned to his old employment and is able to run up and down stairs more briskly than many of his fellow-workmen.


"I will only add to the above record that I have not found anything to antidote the effects of *Bacillin*, and that I have often given remedies to patients under the influence of it without, apparently, any interference in the action of either; and further, I have not

been able to discover any difference in the action of *Bacillin* made by Dr. Heath and Koch's *Tuberculin* in homœopathic attenuation ; and I should judge that the pathogenesis of Koch's *Tuberculin* collected by me in the ' Homœopathic World,' vol. xxvi., 1891, would be applicable as indications for the use of either.

" I fear you will find more copy than you expected when you asked for my experience. The only reason why I stop now is that I must stop somewhere. I send this as a thank-offering for your first edition, which put into my hands such a mighty healing *dynamis*.

" Yours ever,

" JOHN H. CLARKE."



INDEX.

Acetum lobeliae, 53, 78.

Aconite, 37, 46, 48.

Acute phthisis, 203.

Ameke, Dr., of Berlin, 15.

Ant. tart., 84.

Arbor vitae, 30.

Argentum nit., 95, 170.

Ars. iod., 306.

Arsenicum, 60, 64.

Atrophy, incipient general, 173.

Bacillic virus (C), 19, 53, 55, 58, 60, 61,
62, 63, 64, 65, 67, 68, 70, 72, 73, 77,
78, 79, 80, 82, 83, 85, 87, 91, 92, 93,
94, 95, 98, 100, 101, 102, 104, 105,
106, 108, 109, 110, 111, 112, 114,
115, 116, 117, 118, 119, 120, 121,
122, 124, 125.

Bacillinum cases from New Zealand, 268.

Bacillinum, the remedy, 138.

Bacillinum, where to get it, 138.

Baptisia, 37, 85.

Bellis perennis, 33, 82, 105, 181.

Bones, soft, and nocturnal restlessness, 86.

Boocock, Dr., proving by, 217, 256, 267.

Bowels, consumption of, 276.

Brain, tuberculosis of the, 44.

Bright's disease, 293.

Bronchitis, 310.

Bryonia, 83, 105.

Calc. carb., 48, 88.

Calc. hypophos., 35.

Calc. phos., 37, 66, 67, 70, 83, 89, 156,
175.

Calc. sul., 83.

Cancerous diathesis, 201.

Cancer of the liver, 15.

Carduus Mariæ, 35, 93, 94.

Capsicum, 282.

Cases reported, 21, 25, 26, 28, 29, 32, 34,
38, 41, 42, 44, 50, 53, 55, 57, 59, 60,
61, 63, 64, 65, 66, 67, 69, 71, 75, 77,
78, 79, 80, 81, 83, 84, 85, 86, 87, 89,
90, 91, 92, 94, 96, 97, 99, 100, 101,

- 103, 106, 107, 108, 109, 110, 115,
147, 203, 211, 228.
- Ceanothus Americanus, 37, 83, 93, 105.
- Cephalic sufferings, 177.
- Chalky deposits, 305.
- Chamomilla, 46.
- Chelidonium majus, 37, 65, 93, 94.
- Cholestearin, 15, 37.
- Cholestearin, curative effects of, in cancer
of the liver, 15.
- Churchill's inhalations, 84.
- Cimicifuga, 95, 105.
- Clarke, Dr. J. H., case by, 267, 277, 313.
- Coccus cacti, 95.
- Consumption, effects of the poison of, 16.
- Consumption known as decline, 89, 94.
- Consumption of the bowels, 97, 189.
- Consumption, virus of, 14, 16, 18, 19, 25,
27, 30, 36, 39, 62, 119. See also
Bacillic virus.
- Consumptiveness, cases of, 43, 53, 144,
147, 148, 153.
- Consumptiveness, pelvic, 184.
- Cough with chronic pulmonary catarrh,
172.

Cretinism, 238.

Critics, 196.

Curative powers in different diseases, 228,
243.

Cynosbati, 180.

Deadly smell, 249.

Deafness, 296.

Deformed head, 240.

Diarrhœa, chronic, 66, 67, 254.

Dyspepsia, pre-phthisical, 169.

Dispensary patients, 266.

Eczema, 21, 289.

Effects of virus on author, 16.

Elaterium, 66.

Eye, tuberculous affection of the, 86.

Facial paralysis, 289.

Feet swollen, 293.

Ferrum, 93.

Fer. acet., 37, 40.

Feverish attacks pointing to tuberculosis,
85.

Fistula and its radical cure by medicines,
19.

-
- Fistular anæmia and consumptiveness,
43.
- Fragaria vesca, 37.
- Glonoïn, 48, 53.
- Gallopings consumption, 247.
- Grippe, 262.
- Hæmorrhage from the bowels, 80.
- Hæmorrhoids in the phthisically dis-
posed, 166.
- Hepar sul., 33, 43, 180.
- Hepatisation of left lung, 187.
- Hip-joint disease, 107.
- Hydrastis Canadensis, 43, 64, 74, 75, 85,
186.
- Hydrocephalus, 21.
- Hypophosphites, 83.
- Hydrocephalism, case of twenty years'
standing, 176.
- Idiotism, 238.
- Ignatia amara, 105.
- Intestines, tubercular ulceration of, 274.
- Iodium, 37, 52, 66, 83, 95.
- Iodoformum, 37, 58.

Iris versicolor, 76.

Kali carb., 43.

Knee, tuberculous affection of the, 61,
82, 106.

Knots, in legs and ankles, 244.

Koch, Professor, large dose injections,
24, 236.

Lamb, Dr. Wm., 277.

Lichen rub., 163.

Liver, cancer of the, 15.

Lupus exedens, 274.

“Lymph,” 236.

Mad dogs, 137.

Majumdar, Dr., 211.

Mangan. acet., 40.

Mesenteric disease, 97.

Natrum sulph., 157.

Nux vomica, 33, 43, 73.

Pancreatin, 37.

Part III., 197.

Perlarum mater, 107.

-
- Phosphorus, 37, 83, 96.
Phthisis, incipient, 157.
Phthisic virus, 27, 28, 34, 37, 40, 42, 43,
47, 48, 49, 50, 51, 52, 59. See also
Bacillic virus.
Phytolacca, 153.
Piles, 166.
Poison of consumption, effects of, 16, 23.
Proving of virus, 16, 217, 278.
Psoricum, 29, 41, 88, 153, 159.
Pulsatilla, 33, 46, 48, 53, 56, 86, 105.
Pyrogenium, 37, 72, 73, 74, 210.
- Quercus, 93.
- Rachitis, 253.
Remedy in the disease, the, 128.
Restlessness, nocturnal, 163.
Rheumatism, 238, 285.
Ringworm, 161.
Ringworm cured by bacillic virus, 113,
161.
Roberts, Dr. C. W., case, 211.
Rubia tinctoria, 37, 105.

Sabina, 60.

Scalp, with many scabs, 87.

Scarlet fever, 234, 281.

Scilla maritima, 37, 83, 101.

Second edition, 126.

Sepia, 33.

Silicea, 43.

Skin, diseases of the, from the organismic standpoint, 21.

Spiritus glandium quercus, 37, 56.

Spinal curvature, 235.

Spleen, 200.

Sputal tuberculinum, 134.

Stomach case, 232.

Strumous glands, 191.

Syphilitic case, 231.

Syphilitic taint, 201.

Tabes mesenterica, 189.

Teeth, discoloration of, 163.

Teeth, influence of the virus upon, 110, 112, 163.

Terebinth, 84.

Thuja occidentalis, 33, 35, 47, 52, 60, 65, 66, 70, 73, 85, 88, 93, 105, 153, 180, 186.

-
- Tubercular synovitis of the knee, 61.
Tuberculinum Kochii, 142, 152.
Tuberculinum Swanii, 143.
Tuberculosis of the brain, 44.
Tuberculosis, virus of, 25.
Tuberculous affection of the eye, 86.
Tuberculous affection of the knee, 82,
106, 294.
Tuberculous nose, 294.
Typho-malarial fever, 210.
- Urtica urens, 158.
- Vaccinosis, latent, 21, 47, 149, 155, 200.
Virus of consumption, 14, 16, 18, 19,
25, 27, 30, 36, 38, 62, 119. See also
Bacillic virus.
- Young, Dr. John, 242, 256.
- Zincum aceticum, 40, 76.

OTHER WORKS

BY

J. Compton Burnett, M. D.

Diseases of the Liver—Jaundice, Gallstones, Enlargements, Tumors, and Cancer, and Their Treatment. Second revised and enlarged edition. 244 pages. 12mo. Cloth, \$1.00 net; by mail, \$1.05.


ESSAYS—Containing Ecce Medicus, Natrium Muriaticum, Gold, Causes of Cataract, Curability of Cataract, Diseases of the Veins, and Supersalinity of the Blood. 296 pages. 8vo. Cloth, \$2.50; net, \$2.00; by mail, \$2.15.

Ringworm: Its Constitutional Nature and Cure. 126 pages. 16mo. Cloth, 50 cents net; by mail, 55 cents.

A small but important brochure dealing further with the remedy *Bacillinum*.

Curability of Tumors by Medicine Cloth. 332 pages. 12mo. \$1.25 net; by mail, \$1.31.

Diseases of the Skin: Their Constitutional Nature and Cure. Second Edition, Revised and Enlarged. 240 pages. 12mo. Cloth, \$1.00 net; by mail, \$1.06.



Date Due

YALE
MEDICAL
LIBRARY

Demco 293-5

Accession no. ACK

Author Burnett, J. C.:
The new cure for
consumption...1900.

Call no.

RC310.5
900B

