

Consumption, bronchitis, asthma, catarrh, and clergyman's sore throat, successfully treated by medicated inhalations : comprising all the recent improvements in this mode of practice, with the remedies used / by H. P. Dillenback, M.D. ; illustrated with cases and engravings.

Contributors

Dillenback, Hiram P.
Harvey Cushing/John Hay Whitney Medical Library

Publication/Creation

Boston : published by the author, 1866.

Persistent URL

<https://wellcomecollection.org/works/nyqxzr4s>

License and attribution


This material has been provided by This material has been provided by the Harvey Cushing/John Hay Whitney Medical Library at Yale University, through the Medical Heritage Library. The original may be consulted at the Harvey Cushing/John Hay Whitney Medical Library at Yale University. where the originals may be consulted.

This work has been identified as being free of known restrictions under copyright law, including all related and neighbouring rights and is being made available under the Creative Commons, Public Domain Mark.

You can copy, modify, distribute and perform the work, even for commercial purposes, without asking permission.



Wellcome Collection
183 Euston Road
London NW1 2BE UK
T +44 (0)20 7611 8722
E library@wellcomecollection.org
<https://wellcomecollection.org>



YALE
MEDICAL LIBRARY



HISTORICAL
LIBRARY

COLLECTION OF

Arnold P. Kleis

THE EFFECTS OF THE 1997-1998 ASIAN FINANCIAL CRISIS ON THE FINANCIAL PERFORMANCE OF THE LISTED FIRMS IN THE MALAYSIAN STOCK MARKET

ABU M. HANIFFA¹, ABU M. YOUSUF² AND ABU M. ALI³

¹Faculty of Business Administration, University of Hull, Kingston upon Hull, UK

²Faculty of Business Administration, University of Hull, Kingston upon Hull, UK

³Faculty of Business Administration, University of Hull, Kingston upon Hull, UK

ABSTRACT. This paper examines the effects of the Asian financial crisis on the financial performance of the listed firms in the Malaysian stock market.

KEYWORDS: Asian financial crisis, financial performance, listed firms, Malaysian stock market.

INTRODUCTION. The Asian financial crisis, which began in 1997, has had a profound impact on the economies of the Asian region.

THE EFFECTS OF THE ASIAN FINANCIAL CRISIS ON THE FINANCIAL PERFORMANCE OF THE LISTED FIRMS IN THE MALAYSIAN STOCK MARKET

THE EFFECTS OF THE ASIAN FINANCIAL CRISIS ON THE FINANCIAL PERFORMANCE OF THE LISTED FIRMS IN THE MALAYSIAN STOCK MARKET

THE EFFECTS OF THE ASIAN FINANCIAL CRISIS ON THE FINANCIAL PERFORMANCE OF THE LISTED FIRMS IN THE MALAYSIAN STOCK MARKET

THE EFFECTS OF THE ASIAN FINANCIAL CRISIS ON THE FINANCIAL PERFORMANCE OF THE LISTED FIRMS IN THE MALAYSIAN STOCK MARKET

THE EFFECTS OF THE ASIAN FINANCIAL CRISIS ON THE FINANCIAL PERFORMANCE OF THE LISTED FIRMS IN THE MALAYSIAN STOCK MARKET

THE EFFECTS OF THE ASIAN FINANCIAL CRISIS ON THE FINANCIAL PERFORMANCE OF THE LISTED FIRMS IN THE MALAYSIAN STOCK MARKET

THE EFFECTS OF THE ASIAN FINANCIAL CRISIS ON THE FINANCIAL PERFORMANCE OF THE LISTED FIRMS IN THE MALAYSIAN STOCK MARKET

THE EFFECTS OF THE ASIAN FINANCIAL CRISIS ON THE FINANCIAL PERFORMANCE OF THE LISTED FIRMS IN THE MALAYSIAN STOCK MARKET

THE EFFECTS OF THE ASIAN FINANCIAL CRISIS ON THE FINANCIAL PERFORMANCE OF THE LISTED FIRMS IN THE MALAYSIAN STOCK MARKET

THE EFFECTS OF THE ASIAN FINANCIAL CRISIS ON THE FINANCIAL PERFORMANCE OF THE LISTED FIRMS IN THE MALAYSIAN STOCK MARKET

THE EFFECTS OF THE ASIAN FINANCIAL CRISIS ON THE FINANCIAL PERFORMANCE OF THE LISTED FIRMS IN THE MALAYSIAN STOCK MARKET

THE EFFECTS OF THE ASIAN FINANCIAL CRISIS ON THE FINANCIAL PERFORMANCE OF THE LISTED FIRMS IN THE MALAYSIAN STOCK MARKET

THE EFFECTS OF THE ASIAN FINANCIAL CRISIS ON THE FINANCIAL PERFORMANCE OF THE LISTED FIRMS IN THE MALAYSIAN STOCK MARKET

THE EFFECTS OF THE ASIAN FINANCIAL CRISIS ON THE FINANCIAL PERFORMANCE OF THE LISTED FIRMS IN THE MALAYSIAN STOCK MARKET

THE EFFECTS OF THE ASIAN FINANCIAL CRISIS ON THE FINANCIAL PERFORMANCE OF THE LISTED FIRMS IN THE MALAYSIAN STOCK MARKET

THE EFFECTS OF THE ASIAN FINANCIAL CRISIS ON THE FINANCIAL PERFORMANCE OF THE LISTED FIRMS IN THE MALAYSIAN STOCK MARKET

THE EFFECTS OF THE ASIAN FINANCIAL CRISIS ON THE FINANCIAL PERFORMANCE OF THE LISTED FIRMS IN THE MALAYSIAN STOCK MARKET

THE EFFECTS OF THE ASIAN FINANCIAL CRISIS ON THE FINANCIAL PERFORMANCE OF THE LISTED FIRMS IN THE MALAYSIAN STOCK MARKET

THE EFFECTS OF THE ASIAN FINANCIAL CRISIS ON THE FINANCIAL PERFORMANCE OF THE LISTED FIRMS IN THE MALAYSIAN STOCK MARKET

THE EFFECTS OF THE ASIAN FINANCIAL CRISIS ON THE FINANCIAL PERFORMANCE OF THE LISTED FIRMS IN THE MALAYSIAN STOCK MARKET

✓ 25

10

A.R.K

Balt. 16. Oct. 19

1. 2. 3. 4. 5. 6. 7. 8. 9. 10. 11. 12. 13. 14. 15. 16. 17. 18. 19. 20. 21. 22. 23. 24. 25. 26. 27. 28. 29. 30. 31. 32. 33. 34. 35. 36. 37. 38. 39. 40. 41. 42. 43. 44. 45. 46. 47. 48. 49. 50. 51. 52. 53. 54. 55. 56. 57. 58. 59. 60. 61. 62. 63. 64. 65. 66. 67. 68. 69. 70. 71. 72. 73. 74. 75. 76. 77. 78. 79. 80. 81. 82. 83. 84. 85. 86. 87. 88. 89. 90. 91. 92. 93. 94. 95. 96. 97. 98. 99. 100.

OPINIONS OF THE PRESS.

From the Boston Journal.

Dr. Dillenback has a high reputation for his successful treatment of diseases of the throat and lungs by medicated inhalation; and from facts within our knowledge we think his reputation is well deserved—that his practice has been eminently successful. Thoroughly educated in his profession, and basing his practice upon the most approved school of medicine, he has given to the public and to his medical brethren the rich results of his own practice in the volume now before us. His mode of treatment is illustrated by accounts of numerous cases, with their results. The work is of great value, both to the professional man and to the general reader, and we have no doubt will tend to prevent, as well as promote the cure of, many cases of throat and lung diseases. We recommend the perusal of this interesting volume to all who are concerned in the class of diseases upon which it treats.

From the Boston Traveller.

Medicated inhalation is coming to be considered one of the most efficacious methods of treatment for pulmonary consumption, bronchitis, and similar diseases of the throat and lungs. No small share of this change in public sentiment is owing to the labors and writings of Dr. Dillenback. In this volume, the doctor has clearly set forth the many advantages of this method of practice, and treated these diseases with clearness and perspicuity, and has also recorded numerous cases of remarkable and complete cures, which it has been his good fortune to effect.

From the Boston Bee.

The theory of the treatment of pulmonary consumption, bronchitis, asthma, catarrh, and clergyman's sore throat, is most faithfully and ably set down. We are of opinion that the arguments in favor of Dr. Dillenback's practice deserve the investigation of all who suffer from the diseases he has in so many instances successfully treated.

From the Boston Congregationalist.

Dr. Dillenback speaks from experience, and with candor. With these diseases the author has had a large and successful experience in this vicinity for some time past, and the latter part of the volume is devoted to "cases demonstrating the curative power of medical inhalation in consumption and other diseases of the respiratory organs"—examples which have come under his own observation, and which the patients describe with minuteness in their own language. The beautiful paper and the fine typographical appearance of the work render it a model of neatness.

From the Boston Zion's Herald.

We have read this book with great interest. The first part, describing diseases of the air-passages, is simple and perspicuous; the latter part, describing many remarkable cures, is interesting. For ourselves, we admire the rules by which all regular physicians are governed, and are totally opposed to that quackery which makes great pretensions, using secret remedies, and relying upon the credulity and fears of the people. This book contains the author's remedies, and so far as we can judge, is reliable, and it certainly is interesting.

From the Boston Recorder.

Improvements proposed in medical science are, of course, and ought to be, received with distrust; but when a proposal like that now before us is made, not by a quack, but by a competent practitioner, it deserves a candid examination. There is certainly an antecedent probability in favor of the idea of bringing the healing application in immediate contact with the wound in the lungs, in a gaseous form. The author details many cases where the results of his treatment have been most happy; and we should think that many victims of the disease would wish to give it a trial.

From the Newburyport Herald.

Medicated inhalation is fast becoming the orthodox mode of treating consumption, bronchitis, and other affections of the lungs. This volume contains a clear and full exposition of the causes and nature of these diseases, and the exact mode of their treatment. Dr. Dillenback has given his exclusive attention to this class of diseases, and is rightly considered by the profession as the highest authority appertaining to their management.

From the Boston Olive Branch.

Those who have friends at all inclined to "consumption" should lose no time in consulting this important work. We recommend clergymen, and others afflicted with sore throat, to read what is said, and practise accordingly.

From the Portland Advertiser.

This work, we must say, appears to be written by one thoroughly imbued with the importance of the subject on which he treats, as well as with the practical knowledge necessary to qualify him for the due performance of the task he has undertaken. Were we in any way troubled with symptoms of pulmonary disease, we should certainly make an investment in the purchase of this book.

From the New York Reformer.

The work before us is a substantially bound volume, illustrated with cases and engravings. It is well printed, and as treating of the cure of diseases with which all are more or less afflicted, is valuable and interesting.

From the Hallowell Gazette.

We have received from the author a copy of his work on consumption, which, as will be noticed, is a lucid and complete argument in favor of his new mode

of treating throat and lung complaints. Those interested in this subject would do well to obtain a copy and read the arguments and facts submitted by the author.

From the Boston Transcript.

In this volume Dr. Dillenback has very ably and clearly set forth his views with regard to the phenomena and management of a class of diseases which are second to none in importance in the entire catalogue of human infirmities. Dr. D.'s method of cure is by inhalation; the remedies and process of administering are fully given in the volume. Numerous well-attested cases are recorded, by which complete cures have been effected by his mode of treatment.

From the Dover (N. H.) Morning Star.

This is a handsome octavo volume. It is written in a clear, intelligible style; it treats of the predisposing causes of consumption, symptoms, and prevention — cases demonstrating the curative powers of medical inhalation in consumption, and other diseases of the respiratory organs; contains reports of cases, each case varying from the other, treated by Dr. Dillenback, the author of the book, with most signally favorable results. We make no pretensions to a knowledge of the medical art; but having in our own person, as we believe, derived essential benefit from the prescriptions of Dr. Dillenback, we advise our friends who may be suffering from any of the diseases upon which his book treats to give him a call, especially if they have tried other physicians and means in vain. At any rate, send and get his book, and read it.

From the Hartford Courant.

An elegantly printed work, showing the effect of "medicated inhalation" in the treatment of diseases of the throat and lungs. We like the work and its principles very well, and recommend it to be read and pondered on.

From the Worcester Spy.

Dr. Dillenback has become distinguished as one of the ablest advocates and most extensive practitioners of the system of medicated inhalation for diseases of the throat and lungs — a system which, like all new systems in medicine, has met with zealous opposition from a large portion of the profession. The work before us is a scientific defence of the system, divested, as much as possible, of the technicalities of science, so as to adapt it to the comprehension of the general reader. As such, it has strong claims both on the public and the profession, for, in a question so essentially vital to the well being of the community, it is important that it be thoroughly investigated and well understood.

From the Boston Herald.

This is a handsome octavo volume, in which the newly-discovered treatment of consumption, bronchitis, asthma, catarrh, and clergyman's sore throat is treated with ability by a scientific and practical physician, who is paying particular attention to this class of most formidable diseases. Persons afflicted with pulmonary complaints in their incipient stages should at once procure a copy of this work, in which they will find matter of vital interest.

From the Providence Tribune.

An extensive range of medical practice has brought the author in contact with consumption in all its forms; and from a laborious line, in which theory is mingled with practice, and experiments instituted to test particular modes of relief, the doctor has gathered his facts. It is a practical volume, and should be on the shelf of every medical student, of every father of a family, and in the possession of all who may be suffering from, or who may have occasion to refer to a medical work for the treatment of, consumption.

From the Boston Christian Register.

The author considers all the recent discoveries and improvements in the treatment of bronchitis, consumption, asthma, &c. He has produced a work interesting from its subject, as well as its execution, to a sadly large class of our countrymen, who may certainly derive hope from his ingenious views.

From the Merchants' and Manufacturers' Magazine.

Dr. D. is well known as a successful practitioner upon the inhalation principle, and his extensive and successful practice is a sure guaranty of the reliability of the work. There are reported in it a large number of cases who have been relieved or entirely cured of that distressing and ever to be dreaded disease, consumption.

From the Woonsocket (R. I.) Patriot.

We cannot but regard the work of Dr. Dillenback as one of the most interesting and valuable contributions to medical science recently issued from the press. The success which has crowned the doctor's efforts in this speciality of medicine seems to have proved the correctness of the principles upon which his theory is based; and from the high and well-earned reputation of the author, we bespeak for this work an extensive circulation.

From the Portsmouth (N. H.) Gazette.

The practice of inhalation has been attended with a degree of success unprecedented. Dr. Dillenback is a regular physician of the old school; but becoming convinced of the utter inefficiency of this method in the treatment of consumption and pulmonary diseases generally, he applied himself to an investigation of the subject, which has resulted in the present system of inhalation, which acts directly upon the disease in the lungs, healing, strengthening, and restoring health to the system. The volume will bear an attentive perusal, and no one can peruse it without obtaining useful and practical hints for the preservation of health and the prevention of disease.

From the Gospel Banner.

The theory that certain vapors brought into contact with the lungs will cure pulmonary diseases better than drugs in the stomach, appeals very strongly to the common sense of mankind. His book is an able one, and is worthy of the attention of all, and especially of the medical fraternity.

From the New Bedford Mercury.

The work of Dr. Dillenback has evidently been prepared with much care, and after much experience in the treatment of the fatal scourge of New England — consumption; and adopts the opinion of the great pathologist, Laennec, that consumption is curable when the lungs are not completely disorganized. The mode of cure proposed is by inhalation, which, it cannot be doubted, will afford material aid to the consumptive, when under the old system they are regarded desperate.

From the Chicago Congregational Herald.

The statements of Dr. Dillenback are certainly worthy of thought, and he writes with moderation of tone and modesty of personal pretension — not as a charlatan, but as a man of science. We are sure that his general hygienic directions are wise and safe.

From the Troy (N. Y.) Whig.


The principle advanced in this work is the direct application of the remedy to the seat of the disease, which is effected, according to the theory here presented, by inhaling or breathing medicated vapor. The reasonableness of the ideas upon which Dr. Dillenback's system is based recommends his views to the consideration of candid men.

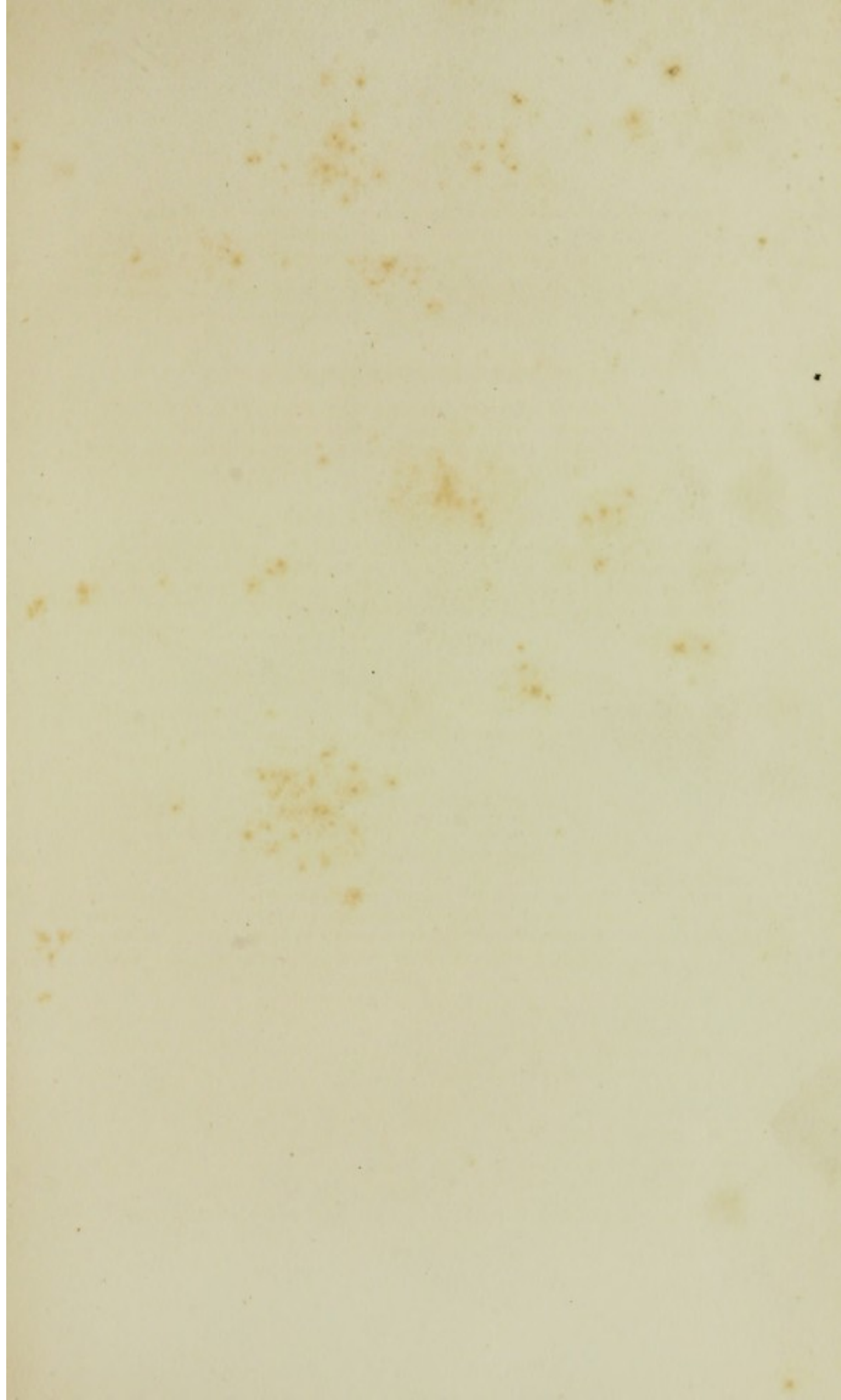
From the Baltimore Lutheran Observer.

Dr. Dillenback has produced a work deeply interesting to a very large class of our countrymen, who are suffering in one way or another from the diseases upon which it treats.

From the United States Journal.

The work before us treats, in a plain and common-sense manner, of the causes of consumption, and proposes a rational plan of treatment. We adopt the theory as the best we have ever examined, and are not without hope that it will do its office in disseminating a better knowledge upon a subject of such deep interest to the public. We are quite sure the information contained in this book will be of great value, even to the common reader, while the method proposed is such as appeals at once to the common sense of every man and woman in the community.







E. P. Dillenback M.D.

CONSUMPTION,

BRONCHITIS, ASTHMA,

CATARRH, AND CLERGYMAN'S SORE THROAT,

SUCCESSFULLY TREATED BY

MEDICATED INHALATIONS.

COMPRISING ALL

THE RECENT IMPROVEMENTS IN THIS MODE OF PRACTICE,

WITH THE REMEDIES USED.

BY

H. P. DILLENBACK, M. D.

ILLUSTRATED WITH CASES AND ENGRAVINGS.

SECOND EDITION, ENLARGED AND REVISED.

BOSTON:

PUBLISHED BY THE AUTHOR.

1866.

Entered, according to Act of Congress, in the year 1866, by

H. P. DILLENBACK,

In the Clerk's Office of the District Court of the District of Massachusetts.



19th
CENT
RC312
D56
1866

STEREOTYPED AT THE
BOSTON STEREOTYPE FOUNDRY.

PRINTED BY
GEO. C. RAND & AVERT.

P R E F A C E .

IN presenting to the public the following treatise, I am fully aware that views of pathology, or treatment of disease, differing in any degree from those generally admitted and received by the great mass of the profession, are received by its members with hesitation and distrust.

And this is not a matter of surprise, when we reflect that new theories, or systems of practice, are almost every day being suggested and thrust upon the public, of which not one in a thousand proves to be of any real value.

Nor need we wonder that some are inclined to turn a deaf ear to improvements and discoveries in medical science, however beneficial their results may be to mankind. But so far from complaining of this, I am and ever have been among those who claim the right to investigate for myself every theory or principle in medicine, however "time honored" and long established; and adopt and give them my approval only so far as they are supported by sound philosophy and successful experience.

In the following pages I have presented briefly my views with regard to the phenomena and management of a class of diseases which are second to none in importance in the entire catalogue of human infirmities.

It is my design, as far as practicable, to divest the following work of all professional technicalities, to make it alike intelligible to the professional man and to the general reader. Let it be distinctly understood, however, that we do not recommend self, or "domestic treatment."

No friend of humanity, I am persuaded, would advise the

uninitiated to tamper with the treatment of a class of diseases which has for centuries past baffled the combined wisdom and skill of the wisest and best. It is not without some degree of diffidence that I lay before the public a work on this most important subject. For any defects or inaccuracies of style which may appear, I have but one apology to offer; it has been prepared amid the pressure of constantly accumulating professional engagements. However, if my humble labors shall in any degree promote the advancement of medical science, or tend to prolong the life, or alleviate the sufferings, of one of my fellow-beings, I shall be amply repaid.

In taking this step, I am not unmindful of the position I occupy. We have old and long-established theories to contend with, deep-rooted prejudices, the trammels and fetters of schools, and also a host of physicians, whom, I presume, neither the power of persuasion, reason, nor argument, will convince. Claiming as I do to be actuated by motives of benevolence and philanthropy, I seek not the applause, nor do I fear the frowns, of any set of men, or cliques.

If this reform were a matter that related simply to our civil rights, it might be deemed of less consequence; but the lives of our fellow-creatures are at stake. We see them laboring under diseases which are aggravated, and I regret to say, often rendered fatal, by improper treatment. In justification of my course, I appeal to the public, before whose stern, inflexible, and finally unerring tribunal it is unnecessary to plead the cause of truth, and useless to varnish error. Friends may flatter, and enemies may defame; but the public at large do justice, because they are far removed from the sphere of personal feeling and influence.

Boston, *April*, 1857.

P R E F A C E

T O T H E S E C O N D E D I T I O N .

THE author, in issuing a new edition of his work, feels that his sincere acknowledgments are due to the gentlemen of the public press for the high encomiums they have uniformly bestowed upon its merits, and for their generous approval of the principles it advocates.

His acknowledgments are no less due to the numerous members of the medical profession, who have not only consulted him in practice, and in their own individual cases, but have referred many of their patients to his care.

It is also gratifying in being able to state that, from many years of careful observation and experience, in a very extensive practice, devoted exclusively to the treatment of consumption and diseases of the air-passages, he is enabled to speak with increased confidence of the powers of medicated inhalations for the arrest and cure of this sadly fatal class of diseases.

Since the publication of the first edition, it is needless to add, that the author has had the most abundant opportunity for further testing the value of this mode of practice. His earliest convictions of the superior advantages of conveying remedies

directly to the seat of the disease, by inhalation, have been strengthened at every step. His most sanguine expectations have been borne out by successful experience. And he has seen it succeed in a vast number of cases where the oft-repeated and long-continued trials of the remedies ordinarily adopted have proved utterly inefficient. Believing the principles of inhalation to be of the first importance in the removal of one of the most terrible scourges that afflict mankind, the author desires to cast them forth as "bread upon the waters," in the hope of more happy and triumphant results.

Boston, *March*, 1866.

CONTENTS.

| | Page |
|-----------------------|------|
| INTRODUCTION. | 15 |

CHAPTER I.

| | |
|---|----|
| PHYSIOLOGY OF THE RESPIRATORY ORGANS. | 21 |
|---|----|

CHAPTER II.

| | |
|--------------------------|----|
| CHRONIC CATARRH. | 25 |
|--------------------------|----|

CHAPTER III.

| | |
|---|----|
| FOLLICULAR INFLAMMATION — SORE THROAT | 33 |
|---|----|

CHAPTER IV.

| | |
|---|----|
| TONSOLITIS, COMMONLY CALLED QUINSY. | 37 |
|---|----|

CHAPTER V.

| | |
|---|----|
| LARYNGITIS — CLERGYMAN'S SORE THROAT. | 44 |
|---|----|

CHAPTER VI.

| | |
|----------------------|----|
| BRONCHITIS | 54 |
|----------------------|----|

CHAPTER VII.

| | PAGE |
|------------------|------|
| ASTHMA | 65 |

CHAPTER VIII.

| | |
|---|----|
| PREDISPOSING CAUSES OF CONSUMPTION, AND PREVENTION. | 76 |
|---|----|

CHAPTER IX.

| | |
|---|-----|
| PHYSICAL SIGNS OF PULMONARY CONSUMPTION BY AUSCULTATION AND PERCUSSION. | 105 |
|---|-----|

CHAPTER X.

| | |
|---------------------------------|-----|
| PULMONARY CONSUMPTION | 112 |
|---------------------------------|-----|

CHAPTER XI.

| | |
|--|-----|
| TREATMENT OF CONSUMPTION AND THE AIR-PASSAGES. | 128 |
|--|-----|

CHAPTER XII.

| | |
|---|-----|
| CASES DEMONSTRATING THE CURATIVE POWER OF MEDICATED INHALATIONS IN CONSUMPTION AND OTHER DISEASES OF THE RESPIRATORY ORGANS | 168 |
|---|-----|

| | |
|-------------------------------------|-----|
| ENGRAVINGS | 315 |
| DESCRIPTION OF ENGRAVINGS | 325 |
| INDEX | 329 |

INTRODUCTION.

IF there is one class of diseases more than another which pre-eminently claims the attention of medical men, and the public generally, it is that melancholy train of diseases popularly known as consumption, and those relating to the air passages of the lungs.

These diseases have become so common, and have hitherto proved so universally fatal, that scarcely a "domestic hearth can be found that has not lost by them the dearest one of all." The young, the beautiful, and the good, have alike been its victims.

It spares neither age nor sex, but extends its ravages to every climate, from the frozen North to the sunny South.

And can there be nothing done to stay this increasing tide of death, which is sweeping like a sirocco over our country, leaving blighted hopes, sadness, and woe in its melancholy tread?

This is truly a question of momentous importance, involving, as it does, the lives of thousands of our fellow-beings annually. From the most reliable statistics we find that consumption has increased at the rate of five per cent. over and above the increase in population. To combat this disease, the most opposite modes of treatment have from time to time been recommended; yet the treatment thus far, as one has very truly remarked, "has only been equivalent to death." While the world is teeming with new discoveries, and the arts and sciences are advancing with rapid strides, it can hardly be said of Medicine that she has kept pace

in their onward march of improvement. Sir James Clark remarks on this point, "We have no reason to believe that the physicians of the present day are more successful than were their predecessors twenty centuries ago."

And to no class of diseases does this remark apply with such peculiar force as to those of the respiratory organs. A deep and abiding conviction is every where beginning to be felt in the public mind, that the usual modes of practice have no power in arresting the progress of this fearful malady. Such has been the universal fatality attending it, and so often have the fondly cherished hopes of friends been doomed to disappointment, that the poor consumptive, at the first intimation of his disease, is ready to yield himself up to despair. No art of medicine, no power, it was thought, could drive out or grapple with this giant foe of human life, when once he had fairly gained possession of the lungs. The great majority of physicians have been so long in the habit of regarding this disease as incurable, that little else than a mere palliation of symptoms has been attempted. The remedy has been administered by the stomach, while the festering, corroding ulcers in the lungs have been left to pass through their destructive changes undisturbed. I fully concur in the opinion of an eminent writer on this subject, when he says, "I am persuaded that no essential progress has been or can be made in the cure of consumption until the disease is treated upon different principles from what it hitherto has been." Unfortunately for the advancement of medical science, a spirit of illiberality, in too many instances, is allowed to mingle with the discussion of medical topics, and which serves to retard the progress and attainment of truth. We find in the days of Hippocrates, the father of medicine, as well as in our own, that medical truths were of slow development; and we cannot but be struck with wonder and

surprise, when we reflect that after the commencement of human dissections by Democritus, two thousand years should have elapsed before the important discovery of the true circulation of the blood was made known to the world.

Such was the ignoble spirit of envy and jealousy, even in that remote period of antiquity, that the illustrious Harvey, whose splendid discovery of the circulation, though demonstrated in the most convincing and satisfactory manner, was nevertheless denounced by his contemporaries as a charlatan, and his name calumniated.

He had the satisfaction, however, of living to see the clamors of ignorance and superstition silenced, every argument against him completely refuted, and his new theory of the circulation universally established. In a profession like ours, whose object is to alleviate human suffering, to gently soothe the dying pillow, and smooth the passage to the tomb, it is but fair to presume that its members will hail as an invaluable boon any remedial means, or system of treatment, calculated to avert the fatality or diminish the frequency of this class of diseases.

As a member of the medical profession, whose office it has been to ward off "death strokes" for many years, and having witnessed with deep and painful anxiety the unsuccessful results of the ordinary modes of applying the remedy in the treatment of consumption, I feel that it is only in accordance with the common dictates of humanity that I should give to the public my views, and the results of my experience, in the treatment of this class of human maladies, knowing, as I do from daily experience in my own practice, the incalculable benefits of medicated inhalations in throat and lung affections. It is a fearful truth, and one which cannot be too deeply impressed upon the mind of the consumptive invalid, that the practice hitherto adopted in these

diseases has not only failed in arresting the fatal symptoms, and performing a cure, but in the great majority of cases has caused the disease to run a more rapid course to a fatal termination.

His choice of treatment, therefore, must be to him a matter of infinite importance. But says one, Shall we reject the use of medicines by the stomach altogether? I answer, No; the careful and judicious administration of remedies by the stomach, with a view to improve and regulate the various functions of the system, must ever be regarded as valuable auxiliaries in the treatment by inhalation, and should by no means be disregarded. But what I contend for is, the direct application of the remedy to the seat of the disease. This is what is meant by inhalation in the treatment of consumption.

In asserting the curability of this disease, I am supported by the highest medical authority. Laennec, the greatest pathologist of modern times, says, "From a multitude of facts, I am convinced that in some cases the disease is curable, even in the latter stages; that is, after the softening of the tubercles and the formation of ulcerous excavations have taken place." And he further adds, that "the cure of consumption, when the lungs are not completely disorganized, ought not to be looked upon as at all impossible, in reference either to the nature of the disease or the organ affected." I might allude to the names of many others whose testimony is equally strong in support of this opinion. In a very large city and country practice, I have employed this treatment in many hundreds of cases, from a simple catarrh in the head to bronchitis, asthma, and consumption, with the most gratifying and satisfactory results. And in the more advanced stages of disease, where there was no possibility of effecting a cure, the treatment has universally afforded great comfort and relief.

It is sometimes urged as an objection to this method of practice, that the ancients employed it centuries ago, and laid it aside as useless. That this mode of treatment was employed even as early as in the days of Hippocrates, is admitted; and many since that day have from time to time resorted to it, and there is reason to believe, not without advantage. If they have failed of success, it has been because their treatment was empirical, the remedies being administered without regard to the pathology of the disease, or the indications to be fulfilled. I make no pretensions to actual novelty; we have the same views, we follow the same intentions, of our medical fathers; the only difference consisting in the simplification and improvement of the old modes of exhibition, and the adoption of many new and important remedies, which the modern discoveries of pharmaceutical chemistry have brought into use.

The eyes of the world are at this moment anxiously turned to this system as the only one from which there can be any possible ground of hope; and from the evidence already before us, I feel warranted in coming to the conclusion, that the day is not far distant when consumption and its kindred diseases, now regarded with such universal dread, will be ranked among our most curable diseases, and when it will be considered an act of stupidity and folly to treat diseases of the lungs in any other way.

MEDICATED INHALATION

IN CONSUMPTION AND DISEASES OF THE AIR PASSAGES.

CHAPTER I.

PHYSIOLOGY OF THE RESPIRATORY ORGANS.

BEFORE entering upon the consideration of the diseases of the throat and lungs, I shall call the attention of the reader briefly to the anatomy and physiology of the lungs.

The lungs consist of two porous, conical bodies, of a dark purple hue, composed of an infinite number of air cells, and situated within the natural cavities or walls of the chest, which they completely fill. They are divided into separate lobes; the right side has three lobes, while the left has only two.

Physiologists have computed each lung to contain 1,744,000,000 air cells.

Lieberkuhn, a celebrated German anatomist, represents them as composing a surface equal to 20,000 square feet. Now, each air cell of the lungs communicates with the pipes or bronchial tubes, from which

it is filled with air at each inspiration, and empties itself at each expiration of the breath.

These cells may be compared to a cluster of grapes, and the air pipes, or bronchi, to the stems on which the grapes hang.

The bronchial tubes are formed at the lower part of the neck by the division of the trachea, or windpipe, into two principal branches, which take the name of the right and left bronchi; and these again subdivide, the right into three, the left into two, corresponding with the number of lobes in each lung, which they severally supply; these again divide and ramify into almost an infinite number of smaller branches to every part of the lungs, and terminating each in a small sac formed by a continuation of the lining membrane of the air tubes, called the *air cells*.

The lungs may very properly be considered the great laboratory of the system—the place where the blood is purified and rendered fit for the circulation. They also serve as one of the principal waste gates of the body, through which the impurities and worn-out particles of the body are expelled. To illustrate this, all the blood in the human body passes through the lungs once in about four minutes, and is distributed over millions of air cells by means of small vessels, forming a perfect network over the inner surface of each cell.

The coats of these vessels conveying the blood are so extremely delicate that the air in the air cells can

pass through them and mingle with all the blood in the body in the short space of about four minutes.

The heart throbs, and every vessel is filled with blood. We breathe, and every air cell is filled with air; and thus, by a beautiful law of the human mechanism, this momentary union is sufficient to remove the carbon from the dark or venous blood, from which it is expelled in the form of carbonic acid gas, and by which it is converted into red or arterial blood.

From the above remarks it will be observed, that the lungs perform several very important duties. The same chemical changes which purify the blood, and impart life and energy to the system, also serve to generate and maintain the natural heat or warmth of the body.

The act of respiration, or breathing, is only a simple process of combustion, similar to that observed in an ordinary fire, or the burning of a candle or lamp.

In animal life you will observe that the breath and food are the actual fuel of the system; the lungs the furnace where the fire is kindled; and the arteries which carry the red blood serve as pipes, through and by which the heat and nutriment is conveyed to every part of the body; while the veins, which carry the dark blood, gather up the worn-out particles and impurities of the system, (which are the product of combustion,) to be expelled at the lungs.

When we reflect that the lungs are in every part filled with air cells, countless in number, and composing an absorbing surface of 20,000 square feet, and that these

cells are constantly filled with fresh supplies of air at every inspiration of breath, and that this air is absorbed through the delicate coats of the vessels into the blood, and carried by means of the circulation through the entire system, what can be more rational, more simple and efficacious, than the treatment of consumption by inhalation?

Since, in the same manner we breathe common air, we can inhale or breathe a medicated vapor, the atmospheric air, passing through the inhaler, becomes loaded or mixed with the vapor, and is conveyed directly into the lungs, filling every air cell and sac. The active properties of the remedies employed are thus brought to bear at once upon the seat of the disease — the inflamed mucous membrane and the ulcers in the lungs — without the unpleasant and disagreeable effects of the action of drugs upon the stomach.

CHAPTER II.

CHRONIC CATARRH.

THIS is a disease which has hitherto been very much neglected by medical writers. It has generally been regarded as trifling and unimportant ; yet, in reality, it almost invariably lays the foundation for the most difficult and dangerous maladies. As a “ constant dropping of water will wear away a stone,” so must the acrid, offensive matter, collecting and dropping from the head into the throat, when continued for a length of time, destroy the integrity of the mucous membrane coming in contact with it.

Too much attention cannot be given to this important fact. A *common cold* may pass off in a few days without much disturbance of the general health ; but too often, alas ! when neglected, and left to itself, it tends slowly but surely to a fatal termination. The symptoms of catarrh are so generally known as scarcely to need a description. They are most commonly marked by a dull, deep-seated pain in the forehead and temples ; a sense of dryness and burning heat in the nostrils ; frequent sneezing and weeping of the eyes, accompanied with more or less fever, alternating with chills.

Subsequently, in the progress of the disease, an increased discharge of a clear watery fluid takes place from the nostrils, which irritates the parts over which it passes ; becoming, however, less in quantity, thicker, and assuming a yellowish appearance, as the affection subsides. These are the usual symptoms attendant upon a "*common catarrh*," or "*cold in the head*." But the tendency of this disease is to pass downwards, involving the soft palate, fauces, tonsils, and uvula ; and then it takes the name of *sore throat*.

These symptoms, when properly treated, usually subside in a few days ; but if neglected, and the disease is allowed to pass on unmolested, it sooner or later assumes a chronic form, and then it is called "*chronic catarrh*." This stage of the disease may be regarded as the result of a *neglected cold*, or leaving a cold to take care of itself.

Persons have not unfrequently suffered months from this most disagreeable affection ; yea, years, without understanding the cause of the difficulty.

This form of the disease is characterized by several different stages, each having its own peculiar symptoms.

First, we usually have a discharge of a yellow or straw-colored mucus, which accumulates in the posterior nares, above and behind the soft palate, dropping down into the throat, and producing almost a constant and irrepressible desire to hawk and spit, with a view to remove the matter.

In the second stage we find the secretions dry and hard,

in the form of dry crusts or scabs, which very much obstruct the nasal passages, and which are often very difficult of removal. In this form of the disease the sense of smell and hearing are often very much impaired ; and where the disease has existed for a great length of time, the patient not unfrequently becomes quite deaf. Indeed, one of the most common causes of deafness may be found in chronic catarrh. In the third and last form of the disease, we have a muco-purulent discharge, generally of an offensive odor, and, being the result of ulceration of the mucous membrane, is almost invariably attended with loss of taste and smell ; and in some instances the ulcerative process has extended so far as to produce caries of the bones of the nose, when it is attended with a dark, fetid discharge. A case of this character is at the time of writing under my care. Persons of a scrofulous diathesis are always more liable to this form of the disease than any other.

Individuals suffering from this affection are extremely liable to take cold on the slightest exposure, or on any sudden change of temperature.

This disease, as I have before remarked, is rarely confined to the head alone. From the constant irritation which is kept up by the dropping of matter into the throat, the patient sooner or later experiences a degree of hoarseness, with a tickling sensation in the part, and a frequent desire to cough. Thus, in the progress of the disease, we see it constantly assuming a more serious character — from the slight catarrh to the seated bronchitis, from

bronchitis to the first speck or deposit of tubercular matter in the lungs ; and, from this deposit to the filling up of the entire lung with matter, burrowing among the delicate air cells, until the whole lung becomes a hopeless mass of disorganization.

That this disease is so fatal in its tendency, and productive of such unhappy consequences, no one will be surprised to learn, if he will but reflect, that every breath of air that is inhaled into the system by those suffering from *chronic catarrh*, must pass over an unhealthy and diseased membrane ; and the air, in passing over these putrid and ulcerated surfaces, must necessarily imbibe the most noxious and deadly properties ; and in this manner every breath of air taken into the lungs is converted into a poisonous agent of death.

Chronic catarrh, in a very large proportion of cases, may be regarded as the foundation and forming stage of pulmonary consumption, and other diseases affecting the air passages of the lungs. Too much importance cannot be attached to the early removal of this most unpleasant and disagreeable affection.

TREATMENT.

Until recently nothing has been done by the profession to obviate this offensive and dangerous disease. The treatment, if any adopted, has not even deserved the name. The consequence has been, that multitudes

of empirics, ignorant of the anatomical structure of the parts as they were of the pathology of the disease, have undertaken its cure; and, by their wonderful pretensions and extravagant promises, thousands have been attracted to them for relief. Unfortunately their last state has generally been worse than the first.

In a recent number of Braithwaite's Retrospect we find the following method, adopted by an English physician, of some prominence in his profession, for the application of local remedies to the nasal passages. We regard this as a step in the right direction. "By means of the application of this principle to the treatment of diseases of the nose," he says, "it is possible easily and frequently to wash the nasal cavity, to disinfect and deodorize it, to remove the sordes which so easily accumulate in it, and to apply to its surface a great number of beneficial medicinal substances, so as to prevent acute affections from extending, and to incline them towards a speedy recovery; to stop hemorrhages, to allay irritations, and to subdue in a remarkable manner chronic affections of the Schneiderian membrane, so as to reëstablish a perfectly healthy surface, and normal condition of the organs of smell."

The apparatus he employs is thus described:—

"A rod of iron or brass, thirty inches in length, is fastened upright into a heavily loaded foot, so as to form a firm stand. On this rod slides a nut, which can be fixed at any height by means of a screw, and carries an

arm and ring, in which is cemented a high, cylindrical glass vessel, of a capacity of from one to two pints. The glass vessel is open above, and its cavity contracts within the ring in which it is fastened, and here passes into a small-bore muzzle, to which a suitably sized, flexible India-rubber tube, thirty-six to forty inches in length, is fastened. To the other end of the rubber tube a stop-cock is fixed; upon this a little cup-shaped collar, and upon this the cylindrical, perforated nozzle of gutta percha, or of prepared India rubber. If now the glass vessel is filled with fluid, and the little stop-cock immediately underneath the nozzle is opened, the fluid will escape at the fine openings of the nozzle; and if the nozzle accurately fits the nostril, and the fluid is allowed to flow, it will enter and fill the cavity of the nose. All the air in the India rubber is now replaced by fluid, the escape of the air upward being facilitated by gentle manipulation. The glass vessel is fixed and raised in the position which will give the desired pressure. The nozzle previously selected as of proper size, and connected with the apparatus, and filled as described, is now inserted into one of the nostrils, while the patient is told to breathe exclusively through the mouth, and to abstain from swallowing. The little stop-cock being now opened, a continuous and rapid stream is seen to flow from the opposite nostril. The reason of its flowing from the opposite nostril is simply owing to the fact that when one side of the nasal cavity is entirely filled with a

fluid, while the patient breathes exclusively through the mouth, the soft palate completely closes the passage, and does not permit the fluid to pass into the pharynx, while the fluid easily passes around the posterior edge of the septum narium into the other cavity — a physiological fact first discovered by Professor Weber, of Leipzig.”

There is still another apparatus, invented by Dr. Lewin, of Berlin ; but as its action and general principles are the same as that above described, I shall not enter upon a particular description of it.

Having carefully examined and tested this mode of application, I can see no advantage in it over the anterior and posterior nasal showering syringes now in use. I have successfully employed these syringes in my own practice for a long time, and I can say, with entire confidence, that every indication is answered, every object gained, in the use of the nasal showering syringe, that can be derived from the use of more complicated machinery. The syringe is also more convenient, portable, easily cleansed, and always free from any unpleasant odor. The plan of treatment usually adopted in my practice is, to shower the nostrils several times during the day, with suitable applications, rendering them *disinfecting, alterative, soothing, or astringent*, as the case may require. These applications are neither attended with pain, or inconvenience ; a child will readily submit to them. In this manner the hardened and depraved secretions are thrown off, the mucous surfaces are

cleansed from all impurity, and a healthy action is at once established in the parts. Superadded to this, the patient is required to inhale a medicated vapor three or four times a day, varied according to the age, symptoms, and character of the disease, and under some circumstances a resort to constitutional measures has been necessary to complete the cure.

CHAPTER III.

FOLLICULAR INFLAMMATION—SORE THROAT.

THE mucous membrane of the throat and air passages are abundantly supplied with small glandular bodies, which, in a healthy condition, are constantly pouring out from their delicate mouths a bland, transparent fluid, for the purpose of lubricating and shielding the lining membranes which invest them. This membrane, being constantly exposed to the atmosphere, as it is, in the act of breathing, must soon become hard, dry, and unyielding, and inadequate to its various offices but for this wise and beneficent arrangement.

The fluid secreted by the mucous follicles, in a normal condition, is not very abundant in quantity ; but when they are diseased, the secretions become more copious, and of an acrid, irritating character.

The mucous membranes, lining the throat and air passages, when in a healthy condition, usually present a slightly red or pale rose-colored appearance. When in a state of acute inflammation, they assume a deep scarlet, purple, or violet hue, depending on the form and intensity of the inflammation.

In chronic forms of the disease, the inflammation

appears generally in irregular, circumscribed forms or patches, more highly colored towards the centre, and becoming paler, and gradually fading into the natural color as we approach the circumference.

In one form of disease affecting the throat, we find the mucous membrane lining the fauces, tonsils, and pharynx, presenting a bright-red appearance, accompanied with considerable tumefaction, and a free discharge of mucus from its surface.

This is generally the result of a severe cold, and occurs mostly in the winter season. In another form of the disease we find, on inspection, that the throat has a dry and glossy appearance, and the small vessels, which are invisible in a natural condition of the parts, appear turgid, and the entire surface presents a peculiarly vascular aspect.

There is still another form of inflammation, in which the membrane presents a pale, relaxed, and œdematous appearance; the œdema and tumefaction being the result of serous infiltration beneath the subjacent cellular tissue, and not dependent upon actual hypertrophy of the membrane itself.

Again, we find the mucous lining of the throat studded with granulations of various sizes, from the head of a pin to that of a large pea, presenting a rough, uneven surface, and not unfrequently containing a straw-colored fluid. Sometimes they are filled with puriform matter, and are literally destroyed by ulceration, leaving small pits or depressions in the membrane.

In addition to the above-mentioned morbid states of the mucous membrane of the respiratory organs, there are other very important lesions of these parts, which our present limits forbid that we should enter upon.

These various affections of the throat, if early attended to, can in most instances be arrested by a judicious system of treatment, and the mucous membrane be restored to its pristine integrity ; but if, from neglect or improper management, the disease is suffered to pass on, it becomes more and more complicated, transmitting its deadly influences, step by step, from the throat to the larynx, from the larynx to the trachea, thence to the bronchial tubes ; and last of all the lungs themselves become involved, which speedily puts an end to life.

A few years since, these diseases, which are now so fearfully prevalent, were confined to public speakers, singers, and others, who were much accustomed to use their voices. Now, scarcely a fireside can be found where some members have not been suffering more or less from this dangerous malady.

The main reliance of the profession has been, at least for a number of years, upon the use of nitrate of silver, applied by means of a sponge attached to a piece of whalebone. In this manner the throat has been cauterized for months together.

Such was the universal rage, after the introduction of this remedy into the profession, that every physician throughout the country was armed with a *whalebone and sponge* ; and no sooner was there a patient found having

any difficulty of the throat, — no matter what its character, or the causes which induced it, — his throat must be immediately “*cauterized or sponged out.*” This treatment, I am sorry to say, has not realized the expectations of its advocates, nor the hopes of the profession. I would not be understood as entirely discarding local applications, as an auxiliary ; particularly in cases of ulceration, they may always be regarded as of the first importance. Whatever temporary relief may be derived from local applications made to the throat and larynx, these measures, with a view to permanent benefit or radical cure, must ever be attended with failure, since it is well known that whenever an affection of the throat has existed for any considerable length of time, the diseased action has almost invariably been transmitted to the trachea and bronchial tubes, parts beyond the reach of topical remedies. Our only hope then, it must be admitted, is in inhalation.

I have employed medicated inhalations in a very large number of cases, larger than usually falls to the lot of a single individual ; and from careful observation and experience, I can say that the treatment has uniformly been attended with the most gratifying and successful results. And it is not too much to say that I have seen it succeed daily in cases where the long-continued trials of the various remedies, usually employed by the profession, had proved utterly unavailing.

CHAPTER IV.

TONSILITIS, COMMONLY CALLED QUINSY.

INFLAMMATION of the tonsils, commonly known as quinsy, is a very common, and not unfrequently a very troublesome affection, being generally attended with more or less danger to the patient. This is especially true when the inflammation is deep seated, and involves the parts surrounding the root of the tongue and soft palate. When this is the case, it rarely subsides without causing suppuration, and the formation of an abscess; and sometimes we find the inflammation extends to the larynx, in which case it always assumes a more serious character, rendering the condition of the patient extremely perilous.

Under a high degree of inflammation, the tonsils are generally very much swollen, and increased frequently to an enormous size, filling up the entire passage of the throat, and producing almost a state of suffocation. I was called to see a case of this kind from the city of Albany, in the spring of 1843, in which the tonsils were swollen to such a prodigious size that the friends of the patient momentarily expected his dissolution. When I approached him, he could not speak,

and was only able, by signs, to make me understand his extreme agony. As the time had passed for the administration of any medicines with a view to relieve him, I introduced a common tenaculum, or hook, into the throat, drew up the gland as well as I could, and with a common probe-pointed bistoury removed the mass with one stroke, affording instant relief. The patient at once exclaimed, "I can breathe! I can breathe!"

The symptoms of this disease are such as usually attend the inflammation of other organs — increased heat, rapid pulse, chills, headache, &c.

I should remark, that this disease does not invariably run through the course just described; sometimes it terminates without undergoing the process of suppuration, all the inflammatory symptoms — heat, pain, tumefaction — gradually disappearing, and the parts resuming their former healthy appearance.

TREATMENT.

With regard to the treatment of this affection, a few thoughts may suffice. The only indications are to reduce the inflammatory symptoms; and, with a view to the accomplishment of this end, a decidedly antiphlogistic course should at once be adopted. If the subject is an individual of a full habit, having a quick, bounding pulse, it may be proper to take blood from the arm, and apply three or four leeches on each side of the neck.

This, followed by a brisk purgative, is generally sufficient to arrest the inflammatory symptoms.

In addition to this course of treatment the patient is usually directed to inhale an emollient anodyne vapor. In this manner the more urgent symptoms are relieved in a very few hours, and the patient's recovery takes place very rapidly. If, however, the treatment be neglected too long, suppuration, with all its attendant consequences, must ensue, and an abscess be formed. When the formation of matter has taken place, it should be punctured with a lancet, which will be followed by immediate relief. It may not be amiss to remark, that the internal carotid artery rises up behind the tonsils to some extent, and might, through ignorance or carelessness on the part of the operator, be wounded. No person at all familiar with the anatomy of the parts, I am persuaded, will be found guilty of committing such a blunder. From frequent and repeated attacks of inflammation of these organs, they are liable to hypertrophy, or chronic enlargement. The tonsils, in a normal condition, are not much larger than an ordinary pea; but, from long-continued diseased action, they become so much enlarged as to obstruct respiration; also affect the speech, producing a guttural sound of the voice; and not unfrequently they occasion more or less deafness, from the inflammation and pressure they cause upon the eustachian tubes; and not only so, they predispose to inflammatory attacks upon the slightest cold, or change of the weather, and thus,

by keeping up a constant source of irritation, serve to extend the diseased action to the larynx, and finally to the lungs. Sometimes we see the enlargement confined to one side only ; but generally it extends to both. Various means have been resorted to to remove this morbid condition of the tonsils. Caustics have been applied for months together for the purpose of dispersing them, which have only served to increase their growth more rapidly. Iodine has been administered, both externally and internally, with no better results. I may remark, that when the disease or enlargement is of recent occurrence, and yet soft, applications of iodine will sometimes cause absorption, and entire removal of the difficulty. When the disease is of long standing, and the gland considerably enlarged, our only reliance is upon its removal by excision. This operation is very simple, being attended with little pain or inconvenience, usually occupying but a few seconds, and may be performed with entire safety to the patient.

The question has been frequently asked, Will they grow again after removal? In answer to this interrogation, I take the liberty to say, that I have operated perhaps in several hundred cases, and have never known a single instance in which the disease returned. Furthermore, I have never witnessed any unpleasant results from loss of blood, or any other cause. That the difficulty may have returned in some instances I do not doubt, but venture to say, when this has been the case, it was because the operation had been imperfectly performed,

and the work but half done. Various ingeniously contrived instruments have been invented for this operation. In my own practice, I have generally used a probe-pointed bistoury, except in the case of children, when I have employed a tonsil instrument adapted to this purpose. To the young and inexperienced operator I would always recommend the use of the tonsil instrument, as being the better and safer mode. The parts usually heal in a very few days, without much suffering or inconvenience to the patient.

ELONGATION AND ENLARGEMENT OF THE UVULA.

This is a difficulty apparently of slight importance, and yet it frequently has been productive of the most serious and disastrous consequences. It is one of the common results of follicular disease of the throat. Where diseased action in the throat has existed for any considerable length of time, we are pretty sure to find relaxation and elongation of the uvula. When this is the case, it is a source of constant irritation, producing a tickling sensation in the throat, accompanied with an irrepressible desire to cough. I have frequently been consulted by persons suffering severely from a cough and other symptoms characteristic of phthisis, and who had been treated as such by their family physician, when, on examination, I found that all their forbidding and unfavorable symptoms were dependent upon a simple elongation of the

uvula; and, upon removing this source of irritation, and prescribing some simple anodyne inhalation, all their unfavorable symptoms speedily subsided; and in the course of a few weeks, living upon a generous diet and exercising freely in the open air, they were fully restored to their usual health and strength.

Doubtless many cases of this character have resulted fatally on account of the carelessness or inattention of the medical attendant in overlooking this simple yet important matter.

One of the symptoms by which we may readily recognize this difficulty frequently, on first beholding the patient, is a disposition on his part to close the mouth, at the same time making an attempt to swallow.

In a simple elongation of the uvula caused by a relaxed condition of the parts, a stimulating or astringent gargle is frequently sufficient to restore the organ to its healthy and natural condition. But where it is the result of a chronic diseased action of the mucous membrane of the throat, and the uvula is not only elongated, but permanently enlarged, all applications to the throat are useless; no remedy can avail any thing. The removal or excision of the part is the only course to be pursued.

So simple, so unattended with pain or inconvenience, is this operation, that its removal, when necessary, should not be omitted nor delayed for a moment.

Some regard it necessary to remove the entire uvula, which may be done without injury to the patient; but I

have always found it quite sufficient to remove a portion of the offending member.

The most simple and convenient instrument, and the one I employ for this purpose, is a heavy pair of curved scissors, and a pair of long, slender forceps having finely serrated blades. With these forceps I seize the uvula, and draw it gently downward and forward, and with one stroke of the scissors it is removed at the desired point. The part readily heals in a few days, the source of the irritation being removed; the result, as we should expect, is an amendment of all the symptoms.

CHAPTER V.

LARYNGITIS — CLERGYMAN'S SORE THROAT.

THE larynx is a cartilaginous tube, representing a cone with its base upward towards the root of the tongue, assuming the shape of an expanded triangle.

It opens into the pharynx, and unites inferiorly with the trachea. The walls of the larynx are formed by strong cords or cartilages, which serve to protect the delicate organ of speech. These are bound together by ligaments, and moved by a set of muscles, which are under the control of the will. The vocal cords are composed of elastic fibres, enclosed in a fold of mucous membrane. By the action of these cords we are enabled to produce a great variety of sounds, by which means we are able to communicate our ideas to one another, rendering our thoughts intelligible, and showing the wisdom and skill of the great and divine Architect.

The entrance of the larynx is closed by a little valve representing a trap door, which rises and turns back towards the root of the tongue, and is called the "epiglottis." When this stands erect, the chink or passage to the glottis is open, as in inspiration or drawing in the breath. On the approach of drink or food, this myste-

rious little sentinel closes the door, and permits the nutriment to pass freely over into the œsophagus, thence to the stomach, and thus prevents its escape into the windpipe.

That part of the windpipe to which the name of larynx is given is from one and a half to two inches in length.

Having given a brief outline of the anatomy of this important organ, we will now consider its pathology.

We find two forms of laryngitis, viz., acute and chronic.

Acute Laryngitis.

The acute stage is usually a very severe and fatal form of disease. Like all other affections of the throat and air passages, it is generally brought on by sudden changes of temperature, and exposure to cold and moisture. It more frequently attacks children than adults. There seems in some individuals to be a constitutional predisposition to attacks of this kind. Laryngitis is an inflammation of the mucous membrane investing the larynx. The symptoms characterizing this disease are, soreness of the throat, attended with difficulty of deglutition, hurried and difficult respiration, a dry hoarse cough, not unlike that of the barking of a young dog. As the difficulty of breathing increases, the voice becomes more and more hoarse, and the countenance assumes a peculiarly anxious expression, accompanied with a livid hue, caused by the imperfectly oxydized state of the blood. As the disease progresses, and the patient at length loses the power of articulation, there is a peculiar wheezing sound produced at

every inspiration of the breath, that can be distinctly heard at some distance. The face now assumes a dark, purple appearance, the eyes protrude, the patient tosses from one side of his bed to the other, gasps for breath, and gradually sinks into a state of stupor or insensibility — the last token of failing life, indicating that the damps of death are upon him, being the peculiar rattle of strangulation.

These are the symptoms which usually mark a fatal termination of the disease.

TREATMENT.

Whatever is done, with a view to arrest the progress of this disease, must be attended to early. Such are usually its fearful and rapid strides, when once it has fastened its deadly coils upon the system, that a few hours are frequently sufficient to decide the patient's fate.

In a person of a full habit, with a high degree of febrile excitement, and a full, round, and bounding pulse, the most active antiphlogistic measures should at once be resorted to.

The patient should be bled freely from the arm, and leeches applied near the seat of the disease. These active measures, it is proper to state, should only be resorted to in the earlier stages of the disease. The next step in order, with a view to reduce the inflammatory action, is to apply a strong solution of nitrate of silver, from forty to sixty grains to the ounce, by means of a showering syringe.

This may be repeated at short intervals until the inflammation subsides, and the danger is over. At the same time, the patient should inhale anodyne emollient inhalations, as hot as can be borne. This course of treatment seldom fails to break up the disease, if early and perseveringly applied. If the first stage of the disease has been allowed to pass by, and the parts have become œdematous, the breathing labored and difficult,—in short, the patient is dying for want of breath,—nothing remains for us to do but to give him air. And this is done by an operation, making an opening in the windpipe below the obstruction.

Another method, introduced by Dr. Buck, one of the surgeons of the New York Hospital, is, by scarifying the mucous membrane of the larynx. He claims that in œdema, if the scarification penetrates the submucous cellular tissue, the sero-purulent matter will be discharged, and the distention removed, and the air can once more pass freely into the lungs. He says it may be necessary to repeat the scarifications several times, as the œdema is liable to return. Lisfranc, the celebrated French surgeon, has also practised this plan successfully.

These operations have frequently failed, because they were deferred until it was too late. The same may be said of the operation of tracheotomy; the favorable moment has been allowed to pass; yet it may afford temporary relief even in later stages; though the patient is ultimately doomed to die in a state of asphyxia.

Whenever these operations are indicated, the suggestion is, that they should be early attended to.

Chronic Laryngitis.

This is by far the most common form of the disease, and in the great majority of cases occurs among persons of a scrofulous habit. It consists essentially in an inflammation, and a thickened, indurated state of the mucous membrane lining the larynx, which very often ends in total loss of voice, and not unfrequently in consumption of the lungs.

The approach of this disease is often very insidious, the symptoms being very mild, the patient only complaining of a slight cold, and perhaps a little hoarseness, which he thinks will wear off in a few days. But as the disease advances, the symptoms become more urgent, and the patient now complains of a constant tickling sensation in the throat, with a frequent desire to cough, and an effort to hawk, with a view to clear the passages from the secretions which are constantly being poured out by the diseased glands. The breathing becomes loud and prolonged as the obstruction increases; the voice becomes more husky and feeble, until it can scarcely be heard above a whisper; and where ulceration of the vocal cords takes place, we have the most conclusive evidence that the voice is irremediably lost. These symptoms, however, are only present in the severer forms of the disease. In milder cases the hoarseness is dependent upon merely a thickened state of the mucous membrane about the vocal cords; the surface becomes hard, rough, and irregular, and thus impedes or destroys their freedom of motion.

Persons who are much accustomed to the preternatural use of the voice, as is the case with public speakers,

clergymen, lawyers, auctioneers, &c., are among those who frequently fall victims to this disease. The vocal cords, from being constantly overstrained, become exhausted, and lose their natural tone and elasticity.

It should be observed, that the daily exercise of the vocal organs in reading aloud, singing, and speaking, so far from inducing the disease in question, serves to develop and increase their powers. The reason why clergymen, as a class, so commonly suffer from this disease, lies in this: For six days of the week, the voice (ordinary conversation excepted) remains comparatively at rest. On the Sabbath, an increased demand is made upon it, and not unfrequently all its powers are taxed to their utmost limit. The natural result is, that the organ is less able to endure the fatigue than it would be if subjected to the daily exercise of public speaking during the week. The argument, *a posteriori*, is conclusive that, if the labors of clergymen, and others similarly called upon to exercise their vocal organs, could be equally apportioned to all the days of the week, instead of the voice being weakened and diseased by public speaking, it would be greatly augmented in power, and rendered far more capable of endurance; and the disease, from being so universally common among clergymen as it now is, would become only an exception. In this connection there is still another point worthy of our attention. In the delivery of a sermon, lecture, or speech, instead of breathing from sixteen to eighteen times in a minute, as the speaker should do, his respirations are not above one half, or even one third that number. It follows that

the blood is imperfectly decarbonized, a prostration of the vital energies ensues, and a tubercular diathesis is the inevitable result.

What means, then, can be suggested for the prevention of this evil?

Obviously the performance of a natural respiratory movement as often as possible during the elocutionary effort.

Let there be the same kind of pause and of emphasis as a man has in conversation when he is speaking on some important subject; and the voice, moreover, should always proceed from a full chest; for, if vocalization be continued until the lungs are emptied, or nearly so, it can only be by a most injurious retardation of the expiratory movement. It is a too common error, when a pause is made, to make a quick and sudden inspiration; this only serves to replace the air already expired, and the remaining carbonized air in the interior of the chest is still retained there. In order to get the full advantage of the pause, the expiration should be first completed, and then the lungs be refilled with pure air.

A due regard to these simple and practical rules, I doubt not, would do much to prevent the so frequent occurrence of this fatal class of diseases among professional men.

It is a fact worthy of notice, and should not escape our attention, that this affection frequently has its origin lower down than the larynx, in which case the exciting cause is the presence of tubercles in the lungs; and which

accounts for the frequent failure of those who attempt to treat this disease by local applications made to the throat.

Chronic laryngitis is not unfrequently the result of a neglected catarrh, or sore throat. The reason of this is obvious, and easily understood. The matter from the head is constantly dropping through the posterior nares into the throat, and the irritation thus produced spreads rapidly to the larynx, bronchia, and finally to the lungs; these various organs forming but different parts of the same membrane.

I am almost daily consulted by individuals in various stages of diseased throats, bronchitis, and consumption, whose difficulty commenced with a simple catarrh, or "cold in the head." These affections, trifling and unimportant as they may seem at first, cannot be too early attended to.

TREATMENT.

The first thing requiring attention, in the treatment of this disease, is entire rest of the organ affected. Without it no measures can avail any thing. Many cases, when slight, become aggravated by a disregard of this simple indication.

The clergyman and the public singer should cease to pursue their vocation, and keep their vocal organs at perfect rest.

With regard to the remedial means employed by the profession, I will remark that cauterizing or burning the throat with nitrate of silver, is a remedy which for a few years past has been regarded with almost universal favor;

but I am sorry to say it has failed to accomplish all that was hoped from it: a temporary palliation of the symptoms, in most cases, is all that has been realized. Instead of restoring healthy action and giving tone to the debilitated condition of the membrane, it has too often, I fear, destroyed its integrity, and the disease has been transplanted to some more vital organ. Local applications of a proper character and suitable strength, applied directly to the internal surface of the larynx, by means of the laryngeal syringe, are remedies of undoubted value, but when relied on as the only means, generally disappoint the expectations of the patient. The plan adopted in my practice is to recommend the patient to inhale from an apparatus, constructed for that purpose, a mild astringent vapor from three to four times a day; and by this means the diseased membrane is acted upon in every part; and when the disease is more intractable,—especially when ulceration has ensued,—applications of a proper character, made with the showering syringe, will generally facilitate the cure. These means, with proper attention to the general health, rarely fail to afford immediate and prompt relief, if early adopted and faithfully persevered in. Affections of this kind come under my observation daily, and the beneficial results of this simple mode of treatment by inhalation have convinced me that it is the only rational and successful way of bringing about a healthy state of the tissues of these parts when once diseased, and will succeed when the ordinary remedies by the stomach utterly fail.

The introduction of the laryngoscope by Professor Czermak has done much, within the past few years, to aid us in the treatment of laryngeal diseases. This important discovery has at once removed all doubt and uncertainty in regard to the true nature and character of the disease; whether it be the result of *congestion*, *ulceration*, *cicatrization*, or *morbid growths*, it may be as readily determined; and who shall say that, hereafter, the disease may not be as successfully treated as diseases of equal importance upon the external surface of the body?

The apparatus, which is perfectly simple, consists of two parts. The first is a small mirror, which is attached to a long, slender shank, and introduced into the back part of the throat, at such an inclination that the rays of light falling upon it are reflected into the cavity of the larynx, and by a natural and well-known law, an exact image of the interior of the larynx is thrown back upon the mirror. The second is a larger mirror, for throwing a strong light, solar or artificial, on the small mirror. This serves not only to light up the throat, but by the refraction of the luminous rays falling upon the small mirror, the larynx also shares its illuminating power, and the operator, at one glance, is enabled to see its whole interior structure, vocal chords, and adjacent parts in the mirror.

For a more full description of this instrument, and its uses, the reader is referred to a work by Morell Mackenzie, M. D., of London.

CHAPTER VI.

BRONCHITIS.

HAVING already spoken of several diseases relating to the air passages, we come now to the consideration of bronchitis.

The bronchial tubes are lined by a delicate transparent covering, called the *mucous membrane*. This membrane is liable to inflammation from a variety of causes. The diseases to which it is subject have received different names, from the particular portions or parts affected.

First in the series we have catarrh—an inflammation of the nasal passages. Next in order, as we pass downwards, we have sore throat; then laryngitis, trachitis, and, last of all, bronchitis; and when the inflammation extends to the air vesicles, or substance of the lungs, it is called *pneumonia*, or inflammation of the lungs.

We have two forms of bronchitis, viz., acute and chronic. The acute form ordinarily commences like a common catarrh, attended with a sensation of heat, dryness of the throat and nasal passages, with alternations of chills and fever. These symptoms are followed by a dry and hard cough, which usually continues from three to five days, when we find a thin discharge of trans-

parent mucus takes place. The cough now comes on in severe paroxysms, which frequently continue for several minutes. The patient can take a full breath, but cannot retain it, on account of the paroxysms of coughing it is sure to produce. In the early stage of the disease, I should have remarked, the cough sounds hoarse, and the respiration is labored and difficult, accompanied with a sense of soreness and oppression along the sternum. These symptoms gradually change in character, the expectoration becomes less viscid, and is finally converted into thick yellow matter; and, as this takes place, the cough becomes more easy, the expectoration less difficult, the soreness and oppression of the chest gradually disappear, and a speedy return of the natural and healthy functions of the body takes place. This may be regarded as the usual course of a mild attack of bronchitis. This form of the disease generally runs from ten to twelve days.

In bronchitis, the inflammation involves both lungs, and is generally confined to the inferior lobes of each.

The severer forms of this disease are not unfrequently attended with imminent danger to the patient; it runs a very rapid course, and the patient sometimes sinks down and dies in three or four days from the commencement of the attack.

The inflammation in these cases is more general, extending over the greater part of the lungs; and the patient experiences such a sense of suffocation as almost to amount to actual strangulation. The hands present a

wax-like appearance, and the countenance assumes a peculiarly livid or leaden hue. The pulse grows very weak, and the patient, being unable longer to throw off the mucous expectoration, a cold sweat breaks out upon the face and hands, he rapidly sinks into a state of asphyxia, and death puts an end to the scene.

TREATMENT.

A few general remarks in relation to the treatment may be sufficient.

The course to be pursued in this disease differs very little from inflammation in other organs affecting the air passages. Antiphlogistics, of course, are indicated. If bloodletting is had recourse to at all, it should be done with the greatest caution, as, in the natural progress of the disease, the patient usually needs all his strength and vitality. The patient will receive the greatest comfort and relief from simple emollient inhalations, to be used as hot as he can bear.

I have seen the most happy and beneficial results follow from inhaling a decoction of flax seed or marsh-mallow, combined with conium and ipecac. In almost an incredible short space of time, by inhaling these simple remedies, the difficulty of breathing and oppression of the chest has been removed, the hot and parched condition of the skin become moist, the cough quiet, and the expectoration easy. Who, that has witnessed the soothing and agreeable effects of warm

fomentations applied to the external surface of the body, can doubt the value and superior efficacy of warm, soothing vapors when applied to the inflamed mucous membrane in the lungs?

By pursuing this course of treatment, varying the remedies according to the condition of the patient, I have frequently seen them recover from severe attacks of bronchitis in six or eight days, which, under the old modes of treatment, would, in all probability, have required as many weeks.

Chronic Bronchitis.

Dr. Badham, in 1808, was the first to call the attention of the profession particularly to the subject of inflammation of the mucous membrane of the bronchia, and gave to this disease the appropriate name it bears. It is surprising that the true pathology of this disease should have been overlooked so long. Previous to this time the disease was known by the most vague and unscientific terms; such as "tussis," "catarrhus senilis," "bastard peripneumony," and the "peripneumonia notha of Sydenham," which, for a long time, was a theme of much controversy.

Chronic inflammation of the mucous membrane of the bronchial tubes is a difficulty of very frequent occurrence, and is often mistaken by the inexperienced and unskilled for consumption. This form of the disease is very commonly the sequel of the acute form.

If, when the usual symptoms of acute bronchitis sub-

side, the patient does not regain his ordinary health and strength, and in addition to this, he has a slight increase of fever towards evening, with some cough and expectoration, and, perhaps, some degree of tightness across the chest, we may safely infer that the disease has assumed a chronic form.

Persons who have suffered from repeated attacks of this affection are always exceedingly liable to a return of the symptoms, whenever they are exposed to sudden alternations of temperature, going from a warm room into a cold one, getting wet feet, or becoming suddenly chilled when in a state of perspiration. It is highly important to patients suffering from this difficulty that the temperature of the room should be perfectly uniform — never too hot nor too cold.

Such is the intimate connection and close relation existing between the external surfaces of the body and the mucous surfaces of the lungs, that too much cannot be said in favor of protecting well the former; and thus we shall guard, in the most effectual manner, the latter against the invasions of disease.

Chronic bronchitis assumes several different forms, having reference to the constitutional symptoms attendant upon each. Sometimes we find a considerable degree of febrile excitement manifesting itself; at other times the constitution seems to be entirely free and unaffected; and again we frequently find an asthenic condition of the system, or a tendency to debility.

That species of bronchitis which is attended with febrile

excitement is, by the older writers, called "peripneumonia notha," and runs through a course of about three or four weeks, usually confining the patient to his bed, at least part of the time. This, by some authors, is distinguished by the name of *subacute* bronchitis. The expectoration is of a muco-purulent character. The cough assumes such a paroxysmal character that it is not unfrequently mistaken for whooping cough.

This disease, if neglected in its early stages, generally terminates in ulceration of the mucous membrane of the bronchia, when we have an expectoration of a greenish, purulent character, coming up in full mouthfuls. By close attention to the preceding symptoms, together with the nature and quantity of the expectoration, we usually find no difficulty in distinguishing this disease from phthisis pulmonalis, where the matter expectorated assumes the form of globules of a whitish straw color. The patient can generally take a full inspiration of breath, which is impossible in advanced stages of consumption. This species of bronchitis may always be regarded as peculiarly dangerous to the patient, and, perhaps, oftener proves fatal than any other.

The next species of bronchitis to which I have occasion to refer is usually unattended by any disordered constitutional symptoms.

We have little or no expectoration, though the cough is very severe and harassing, and occurs on first waking in the morning. It frequently continues from half an hour to an hour after rising, and recurs not un-

frequently during the day. This condition of the patient seems to be dependent upon an extremely irritable condition of the mucous membrane, closely allied to a state of inflammation ; and, in some instances, it has probably been owing to gastric or intestinal irritation.

We have still another form of the disease, which is characterized by a loss of tone in the system, and which we rarely find but in old people, and hence has been called by some medical writers "*catarrhus senilis*." The symptoms are marked by a profuse expectoration, often alarming in quantity, and a feeble and languid pulse. The patient experiences also a peculiarly drowsy sensation, a strong inclination to sleep, frequently complains of extreme weakness of the limbs, and a peculiar sense of languor and debility of the entire system.

Women, by nursing their children too long, are occasionally the subjects of this disease.

The leading characteristic features of this disease, and by which we are enabled to distinguish it from tubercular phthisis, are the following :—

In chronic bronchitis the face assumes a peculiarly pallid or livid appearance, and the lips a purple hue ; while in phthisis the lips are generally of a bright-red color, and the cheeks more constantly flushed. In chronic bronchitis, again, we find a wheezing noise in respiration, and an oppression of the chest, though unattended with pain on inspiration.

These symptoms, in addition to the absence of the usual physical signs recognized by auscultation and per-

cussion, enable us to discriminate between these two affections. In ordinary cases of bronchitis we cannot detect the slightest change in the respiratory sounds of the chest.

Whenever, therefore, we find any dulness on percussion, we have reason to suspect the existence of a more serious malady.

We sometimes find the lungs giving an unnaturally clear and distinct sound on percussion. This condition of the lungs is denominated "emphysema."

The difficulty in emphysema is not a want of air; there is air enough in the air cells, but it cannot escape from them readily in the feeble act of expiration, and hence it is not so frequently changed as the wants of the system require. The blood is not properly oxydized, by reason of which it becomes surcharged with carbon, and which gives to the countenance a peculiar livid aspect, as seen in asthmatic affections. The expectoration in emphysema has a dirty appearance, resembling an impure solution of gum arabic. In this form of the disease we frequently meet with a dilatation or enlargement of the bronchial tubes.

When the disease has existed for a great length of time, disorganization of the air tubes ultimately takes place, and the patient dies with all the symptoms of confirmed phthisis.

TREATMENT.

The usual practice of the profession in the treatment of this class of diseases has been, for centuries past, and until very recently, a fruitless round of experiments from beginning to end. One of the worst possible errors, and one which deserves to be ranked among the relics of a barbarous age, is the idea that these diseases were dependent upon an inflammatory condition of the system ; and hence, with a view to meet this indication, the poor sufferer must be subjected to the cruel and revolting practice of *starving, bleeding, blistering, cupping, setonizing*, dosing with *calomel, antimony, squills*, and a host of other nauseous and offensive drugs, too numerous to mention, all of which must be administered and attended to with a view to reduce this supposed inflammatory action. This practice, it is needless to say, so far from arresting the progress of the disease, has only served to hurry on the fatal symptoms, and effectually cut off the few remaining chances of the patient's recovery.

Sooner than submit to a system of treatment so barbarous in itself, so much wanting in success, so universally fatal in its results, trust the health of the unfortunate consumptive to *pure air, a generous and nourishing diet*, and moderate exercise.

I would not speak harshly, nor give utterance to an unkind word ; but while the victims of consumption are being multiplied on our right and our left, and thousands

of "the most gifted, the beautiful, and the good" of our race are annually falling before its destructive march, we cannot remain silent, nor be indifferent to its results. Is there no hope? Is there no power that can arrest the fearful progress of this most destructive and terrible disease?

I answer, yes. And here let me say to the consumptive invalid who has been journeying on through darkness and doubt, without one bright star of hope to illumine his cheerless way, that there is encouragement in the future, and it is highly consolatory to know that the power of medicated inhalation at last bids fair to conquer this much dreaded scourge of mankind. Evidences of the most convincing and satisfactory character are not found wanting to establish the superior claims of this mode of treatment.

Nothing can be more certain, no truth more self-evident, than the fact that remedies, when applied directly to the seat of the disease, must be more efficacious, and act with greater energy and power, than they possibly can when administered into the stomach.

The treatment of chronic bronchitis, like other affections of the air passages, must, of course, be varied according to the different stages and varieties of the disease which may be present. When we have a profuse muco-purulent expectoration, we employ inhalants possessing alterative and astringent properties, which speedily change the color and quantity of the matter expectorated, and serve to promote a healthy action in the diseased condition of the mucous membrane. When the expect-

toration is difficult and the cough distressing, we employ inhalants of an anodyne and expectorant character.

By this means we not only remove the morbid secretions which obstruct the air channels, but allay the source of irritation upon which the cough depends ; and, as the result of this change, the patient expresses himself more comfortable ; his rest becomes quiet and undisturbed, and he can breathe deeper and fuller, without a disposition to cough. In short, every action or change necessary to be effected upon the diseased mucous membrane, or upon the lungs themselves, can be brought about more speedily, and with greater certainty, by inhalation than by any other means.

CHAPTER VII.

ASTHMA.

PATHOLOGISTS have, in all ages, been at a loss to determine the precise nature and the seat of this affection. It has been the theme of almost an endless controversy, without eliciting any truths of practical importance. The disease manifests itself in paroxysms, and medical men pretty much all agree, at the present time, that it is located in the mucous membrane of the bronchial tubes and air cells of the lungs.

These paroxysms generally come on at night, during sleep. The patient experiences immediately such a degree of oppression and tightness across the chest as to produce almost a state of actual suffocation; the countenance indicating the most intense anxiety and distress. His breathing is performed with the utmost difficulty, and attended with a wheezing noise.

The patient will suddenly start up in bed, and call for the windows and doors to be thrown wide open. In this state of extreme anxiety and distress he generally continues until towards morning, when the symptoms gradually begin to abate; the respiration becoming more natural and easy, and a copious mucous expectoration

takes place; with it the paroxysm ceases, and "tired nature's sweet restorer" comes to his relief.

The premonitory symptoms, which usually indicate an attack of asthma, are a sense of weight or fulness in the epigastrium, heartburn, flatulency, a peculiar sense of drowsiness and pain over the eyes. During the paroxysm the pulse continues regular and undisturbed. In some cases the expectoration is very profuse, in others it is more scanty; and hence by some writers it has been denominated "dry" and "humid" asthma.

Various causes have been assigned for these sudden and mysterious attacks, and the one which to my mind seems most rational and conclusive is this: the air tubes or pipes which convey the air into the lungs are supplied with a muscular coat which gives them the power of contracting or expanding.

Now, any irritating cause which may be brought to bear upon the nerves which supply the muscular coat, may produce an instantaneous spasmodic contraction, diminishing at once the size of the tubes, in such a degree that it is impossible to receive through them a due supply of air to purify the blood. From this it is plain, that whatever irritates the nerves which go to supply the lungs, may produce an attack of the asthma.

This affection generally manifests itself in a nervous, irritable habit of body. In this connection, I remark, that most asthmatic subjects are peculiarly liable to gastric derangement, indigestion, flatulent colic, and various other morbid conditions of the stomach. Now, as the

pneumo-gastric nerve, as its name indicates, presides over and forms a sustaining link of sympathies between the stomach and the lungs, it is easy to understand that any derangement of the former must produce a consequent derangement of the latter. Moreover, we find in persons who are predisposed to asthma a peculiar liability to derangement of all the organs to which this nerve is largely distributed.

The exciting causes of asthma are almost too numerous to mention. Among some of them we may name *certain conditions of the atmosphere*, in relation to *dryness, humidity, electricity*, and *temperature*. Most asthmatic subjects bear a warm, dry air better than a cold, humid atmosphere, though occasionally the very reverse obtains. I have frequently found patients residing upon the sea-board, very much benefited by a removal into the interior or mountainous regions.

Again, when persons have contracted the disease away from the sea shore, I have known them to be very much benefited by a residence upon the sea coast. The benefits in either case seem to result particularly from a change of atmosphere.

One of the most common and exciting causes of this affection is exposure to cold when the body is in a state of perspiration. Mental emotions, sudden fits of anger and terror, will frequently excite this affection in those who are particularly predisposed to it.

Hay Asthma. — Hay Fever. — Rose Cold.

This is a species of asthma which usually comes on during the summer months, and passes off again about the first of autumn.

This disease manifests itself generally about the middle of June, and commences with the symptoms of a severe cold, a burning sensation in the nose, with a discharge of a transparent, irritating fluid from the eyes and nostrils.

These symptoms are speedily followed by a dry cough, wheezing, and difficult respiration. Some persons, on walking into a flower garden, will be instantly attacked with sneezing, burning of the nostrils and eyes, ending in a severe paroxysm of asthma ; hence this affection has been called *rose cold*. The smell of hay, at this season, also induces an attack of this disease ; and hence it has taken the name of *hay asthma*. Some individuals are so peculiarly sensitive that they will experience all these symptoms on going into a barn where hay is stored, though it be long after the hay season is past.

The odor of *ipecacuanha* has suddenly excited asthmatic symptoms in some persons.

Various irritating matters inhaled into the lungs have a large share in inducing these attacks in persons predisposed to the disease ; such as dust, fumes of arsenic, lead, sulphur, nitric acid, tobacco, and many other irritating substances. Some asthmatics can go with perfect impunity

into a crowded room, which others would shun as the certain prelude to an attack.

Some are most troubled with this disease during the summer; while others dread the approach of winter. An asthmatic patient may be regarded a true barometer, being able to indicate the slightest changes of the atmosphere, though quietly seated in his own private apartments.

From whatever causes this disease may arise, it is evident that frequent and repeated attacks induce a certain habit or state of the system, which strongly predisposes the whole frame to a renewal of these diseased actions.

Asthma is rarely considered a disease of much danger. We have no instance on record where death has occurred during the paroxysm; although the frequent occurrence of the disease must ultimately lead to other affections of a more serious character. In persons where the disease has existed for a long time, it is by no means uncommon to find dangerous pulmonary congestions, diseases of the heart, effusions of the chest, œdematous swellings of the ankles, and other symptoms characteristic of fatal exhaustion. The gradual inroads which it generally makes upon the system, during many years of suffering and anxiety, are sufficient to imbitter all the enjoyments of life, and to make the poor sufferer look forward to the closing scene of existence as the only hope of relief.

TREATMENT.

In looking over the records of medicine, we find that almost every article in the materia medica has, at one time or another, been resorted to as a remedy for asthma; and the result, as we have seen, has been nothing but failure and disappointment. The public, as well as the great mass of the profession, have finally settled down into the conviction that this disease is wholly beyond the possibility of cure; that there is no remedy, however potent, that can break up or arrest the progress of this malady, when once it has become firmly established in the system. This is certainly a melancholy reflection, and one which comes home to no one with such peculiar sadness as to the unfortunate asthmatic, who is doomed to suffer on too frequently until life itself becomes a burden, without a single ray of hope, only in that which lies beyond the tomb.

There is certainly nothing in the pathology, nor in the symptoms, of this disease, which would lead us to regard it, in its earlier stages at least, beyond the reach of curative art. We can easily conceive of a disease so fearfully rapid in its progress, and so dependent upon structural disorganization, as to set at defiance all our best directed efforts of cure. But not so in asthma. Here we have a disease arising from the most simple causes, *even a common cold, a morbid irritation of the mucous membrane of the bronchial tubes and pulmonary nerves.* Moreover, it is peculiarly noted for its slow and gradual progress. The

patient's health, during the intervals of attack, continues good, far better than in most local diseases, unless the disease has been very severe and of long continuance ; in which case the constitutional energies are undermined, and the powers of the system begin to flag.

From the foregoing facts, we should regard asthma as much under the control of medical art as we would an ordinary affection of the lungs, or any of our most curable diseases. An eminent writer has very justly remarked that in physic, more than in any other department of human knowledge, facts are worth every thing, and theory nothing.

That medical men have failed in the use of the means hitherto employed is to us not a matter of surprise ; and if the same principles were to govern us in our treatment that have hitherto directed them, we too should have little ground for hope.

Medicines administered into the stomach, it is well known, do not reach the disease, their principal force being spent upon the general system ; so that before they reach the lungs their power is lost.

It seems like the climax of folly to attempt to affect the lungs through the medium of the stomach, when, by the simple process of inhalation, we can so readily gain access to them, and bring all the remedial properties of the medicines employed to bear at once upon the part diseased.

The suffering asthmatic knows full well how much he has been relieved by the *burning and inhaling* of the fumes

of *saltpetre*, the *smoking* of *stramonium*, and by the *inhalation* of *ether*. These are but familiar examples and illustrations of the power of inhaled remedies.

If from this crude and imperfect mode of inhalation such great comfort and relief have been experienced, during a paroxysm of the asthma, what are we not to expect from a careful and judicious selection of the proper remedies, administered scientifically and by the hand of experience. Our object in this mode of treatment is, not only to obtain temporary relief during an asthmatic attack, but by the action of inhaled remedies, daily employed, to soothe and allay the nervous irritability of the lungs, change the morbid character of the mucous membrane, and break up the entire train of nervous sympathies, upon which these spasmodic attacks depend. These are the measures we depend upon in all asthmatic and pulmonary diseases ; and we should just as soon think of administering a suitable eyewash into the stomach, with a view to cure chronic inflammation and ulceration of the eyes, as to introduce remedies, however appropriate, into the same organ to cure asthma ; since both are diseases of the same membrane, and depend alike on local causes.

If local and astringent applications, when applied to the diseased mucous membrane of the eyes, have the power of arresting chronic inflammation of that organ, reason and analogy alone teach, if we had no facts to sustain this doctrine, that a similar result must be produced in applying the same remedies upon the same membrane in the bronchial tubes. This theory is not

only strictly philosophical, and in perfect harmony with every well-known law of medical science, but is further supported by an accumulation of facts, observation, and experience, which must preëminently establish its claims upon the intelligence and judgment of every thinking, reflecting individual.

In assuming the curability of asthma, let it not be supposed that we wish to convey the idea that every case will readily yield to the action of inhaled remedies.

Those inveterate cases of emphysema, depending upon an alteration of structure, enlargement or dilatation of the bronchial tubes into bags, pouches, or cavities, or, in other words, where complete disorganization has taken place, we cannot hope by *any* means, however potent, to repair the injury, though we may always give relief. But where the disease depends, as it does in a great majority of cases, upon a morbid irritable condition of the mucous membrane of the air tubes, attended by spasms of their muscular coat, we regard it perfectly under the control of remedies administered by inhalation ; and, by faithful application and perseverance, the patient is seldom disappointed in his expectations of a cure. Again, when the disease is dependent upon ulceration of the mucous membrane, attended with a morbid, purulent expectoration, by inhalations of a suitable character, we can speedily change the nature of the secretions, and by setting up a healthy action in the parts, we soon overcome the susceptibility of the air tubes, and restore them to their natural elasticity and healthy tone.

A case of unusual severity, illustrating the above, occurred in my practice a little more than a year ago. The gentleman, by occupation, was a stone-cutter, and his disease was probably induced by inhaling the small particles of stone and dust with which the atmosphere is always filled about those engaged in this employment. He had a very severe cough of some three or four years' standing, which was generally augmented during the autumn, or on the approach of winter. His expectoration was also profuse, amounting to nearly a pint in twenty-four hours. He was subject to severe paroxysms of asthma, which had increased to such a degree that he was frequently unable to lie down for many weeks together. In short, his disease was fast undermining the general powers of the system, and his symptoms were unmistakably those of ulceration of the bronchial tubes. I prescribed the usual alterative and astringent inhalants employed by me in these cases, and I had the satisfaction to see an amendment in his symptoms in a few days, so that he was able to lie down and sleep comfortably all night. His paroxysms from week to week became less frequent, his cough gradually subsided, his expectoration diminished in quantity and improved in character; and, in addition to these symptoms, his general health and strength returned; and in a little more than three months he was able to resume his business.

Most cases of asthma may be very soon relieved, but the time required to perform a radical cure must necessarily be longer than in ordinary cases of bronchitis.

This is owing to the extreme sensitiveness of the lungs, which always exists in this disease, and the great liability to relapses from the slightest atmospheric vicissitudes. Moreover, the strong force of habit which the system has acquired by a long continuance of the disease, like moral habits rendered inveterate by age, and becoming a sort of "second nature," is always more difficult of cure, and requires more time and perseverance to conquer.

Many patients, in view of the fact that they have so frequently been disappointed in their expectations of a cure under the ordinary modes of treatment, are not inclined to persevere a sufficient length of time to give the system a full and fair trial. This undoubtedly accounts for many failures which otherwise would not occur. Relief may, in all cases, be speedily obtained; but a permanent, radical cure can only be effected by continued application and unremitting perseverance.

CHAPTER VIII.

PREDISPOSING CAUSES OF CONSUMPTION, AND PREVENTION.

TUBERCULAR PHTHISIS, or, as it is more commonly called, consumption, has from time immemorial been regarded as one of the most fatal maladies which the practitioner of medicine has been called upon to encounter.

It is therefore a subject of infinite importance, not only to the medical man, to an individual or family, but whole cities, countries, and nations are more or less deeply concerned.

Much has been said of the causes which predispose to tubercular disease. By many this disease has been regarded solely of hereditary origin, and the deposition of tubercular matter in the lungs has been attributed to a morbid or faulty condition of the blood. This is certainly an important consideration, deserving our most serious attention.

That a constitutional predisposition can be transmitted from parent to offspring no one at all familiar with the history of tubercular disease will attempt to deny.

But I am fully persuaded that too much importance has been attached to an improper or vitiated state of the

blood, while the causes which have produced it have almost, if not entirely, been lost sight of.

Now, it is well known to all who have given this subject much reflection, that whenever there exists any obstruction in the pipes or air cells of the lungs, so as not to admit a due supply of oxygen into them, the blood becomes changed in quality. The carbon, instead of being expelled by uniting with the oxygen taken into the lungs, flows on, carrying its poisonous and deadly influences to every part of the system. The consequences are that the blood loses its life-giving principle; the red globules are diminished, while the amount of albumen and fibrine in the blood are found to be increased. It may be observed that it is a well-established principle in the human economy, that so long as the oxygen we breathe is in due proportion to the excess of carbon in our systems, the blood must remain pure and nourishing, and neither scrofula nor consumption can originate in such a condition.

But when this equilibrium is disturbed by diminishing the supply of pure air to the lungs, the vitality and energy of the whole system is soon impaired, and that peculiar state of the vital functions, characterized by the name of scrofula, or tuberculous cachexia, is the invariable result. The weakened vital power being now no longer able to preserve the living solids against the destructive agency of the oxygen, a rapid wasting of the muscles and various tissues of the body takes place.

M. Baudeloque, a distinguished French physician, says, "There exists one principal cause of scrofulous disease —

a cause which predominates over all others, and without which perhaps the disease would never develop itself.

“This cause consists in a particular condition of the atmosphere in which the individual resides. With a constant supply of pure air and the sun’s rays, scrofula will seldom make its appearance.”

One of the principal causes which lead to the development of tubercular disease is a deficient supply of pure air, causing an imperfectly oxidized state of the blood.

We have a striking illustration of this principle in the case of wild animals, when confined in menageries, breathing as they must, constantly, a vitiated atmosphere. We see them pine, waste away, and die ; and when examined, show tubercles in the lungs. It is just as idle to expect the rose to bloom when deprived of light and water, as to expect the eye to retain its brilliancy, or the cheek its glow of health and beauty, when deprived of pure air.

It is impossible that the blood can be purified ; it is impossible that its wasted carbon can be oxidized ; it is impossible, I say, that it can be regenerated by the vivifying power of the oxygen, and, in short, a tubercular diathesis, where it does exist, be arrested, unless the atmosphere in which the patient lives and habitually respire be pure as God has made it and given it to us.

These are words I would inscribe in characters of living light over every sick room, every nursery, and even, if possible, over every chamber door in the land.

The registrar-general of Scotland, Dr. Starks, reports that in the Hebrides, and western Highlands of Scotland,

consumption and scrofula are wholly unknown. To what happy circumstance, then, is this fortunate immunity owing?

Certainly not to the superior intelligence of its inhabitants, nor yet to their better understanding of the physiological laws which govern their being. These western Highlanders and Islanders are a simple race of people, dwelling in houses of but one story high, loosely constructed, chimneyless and ceilingless, with a hole in the roof, and a door always open, whether by night or day. A peat fire, on a raised, central hearth, burns incessantly, maintaining an ever upward current, and thus producing constantly renewed and fresh supplies of air. And as they inhale a medium free from all respiratory impurity, it very naturally follows that they are comparatively free from all and every tubercular infliction. Would it not be well to imitate these favored Highlanders and Hebrideans, and with our civilization, and facilities for improvement, so construct our own dwellings that a more perfect system of ventilation shall be attained in every apartment? To spend our lives in a free, unconfined atmosphere during the day is not enough. If we would preserve life, and avoid consumption, with its innumerable train of horrors, our bedroom windows must be pulled down through the night. The atmosphere we breathe during our sleeping hours should be as sweet and pure as the open air itself.

There is an instinctive dread in the minds of many in respect to night air. Every expedient is resorted to in order to exclude the precious element from the panting,

craving organism so anxious to drink it in. God intended that we should breathe a pure, unsullied atmosphere by night as well as day. What air can we breathe at night, if not night air? The choice can only be between pure night air from without and foul night air from within. Most people, strange as it may seem, too often prefer the latter. Our dwellings may be elegant, comfortably and luxuriously furnished; cleanliness the most perfect, taste the most exquisite, may reign within; the apartments spacious and numerous; yet, unless pure and fresh supplies of air be one of the appointments, the rest will go for nothing.

Tailors and shoemakers, whose business obliges them to sit constantly in one position, leaning forward, and thus restraining the free movements and expansion of the lungs, are also among the number who annually fall victims to this destroyer.

The inhalation of the various irritating gases to which gilders, workers of brass and other metals, are exposed, may also be regarded as a frequent source of tuberculous disease, from the irritating effects they produce upon the delicate mucous membrane.

Think of it for a moment, ye lovers of closed doors and windows: every breath of air you draw, you consume a portion of oxygen, or the living vital principle of the atmosphere, and in return throw off from the lungs carbonic acid gas — an element which is so destructive to life that animals cannot live in it but for a few moments. How many, alas! have lost their lives through ignorance

and inattention to this subject, by shutting themselves up in a close room with a pan of burning charcoal, which, in the process of combustion, has rapidly consumed the oxygen in the apartment, and supplied in its stead the most destructive agent to animal life — carbonic acid gas.

Too much attention cannot be given to a proper ventilation of our sleeping rooms and other apartments.

The rooms we occupy, or in which we sleep, should be constantly supplied by a current of fresh air. In the neglect of this important principle, no one can expect to enjoy life or health, a great while at least.

As Dr. Arnott most beautifully expresses it, "These aerial currents or movements are to man what the constant gliding past of a clear river stream is to the fishes which inhabit it; and as certainly as we should destroy the trout in a stream by confining them in a small portion of their watery element until it became a dirty, putrid pool, or as we should distress and injure them, in a less degree, by confinement and privation, so do we destroy and injure human beings when we too closely confine around them a portion of their aerial element."


I cannot leave this subject without a remark upon the use of "*hot air furnaces*," *anthracite stoves*, and *grates*. These modern improvements, in point of convenience and comfort, may have much to recommend them, and may be regarded, for aught I know, among the highest luxuries of civilized life. But I cannot entertain a doubt but that their introduction has resulted in one of the most prolific sources of pulmonary diseases.

When we see beautiful flowers droop, wither, and die, in our windows, under the malign influence of an anthracite furnace, shall we believe that we are less mortal than they? It is true we may be apparently less susceptible to such influences; but the dry and heated air of our modern parlors so much exhausts and debilitates the system, that we are exceedingly liable to contract disease by every change of temperature to which we may be exposed.

Hothouse children, like hothouse plants, may appear beautiful for a while; but let them be exposed to the scathing breath of disease, and they soon wither and die.

The various occupations of life have an important bearing upon the development of this disease. Persons engaged in the various mechanical arts, who, from a want of bodily exercise, do not expand the lungs, and thereby admit a free ingress of air into them,—such as milliners, dressmakers, book keepers, clerks, and many others, whose business confines them the greater part of the day within doors,—constitute no small share of the mortality by this class of diseases.

Another source of injury to the constitution of young persons, which, perhaps, more than any thing else, tends to consumption, is due to an incorrect and servile taste in dress. Many a valuable life has been sacrificed upon the inhuman altar of fashion. This is especially true of the females of our own country. Many of our fashionable ladies would consider themselves highly disgraced by appearing in public with a dress and shoes that every



intelligent English woman wears, as a matter of course.

Strangers from abroad, who visit our country, have frequently expressed their astonishment at our mode of dress, so poorly adapted to withstand the severity and inclemency of the weather, in this cold and variable climate. They certainly cannot be at a loss to account for the universal prevalence of colds, coughs, and consumption, among our inhabitants. Thousands, I am pained to say, who would have shone forth as the loveliest and brightest ornaments of their sex, have exchanged their gaudy and fashionable robes for a shroud ; because, in an evil hour, they sacrificed comfort, health, and the prospects of a long and useful life, for the sake of making what is termed a genteel appearance.

Well may the philanthropist sigh for a change in society — for an exemption from that wretched system of thralldom usually denominated fashionable life.

Another cause of early decay in the women of our country, to which I shall only make a slight allusion, is the pernicious practice of *tight lacing*, and wearing tight dresses. This custom is fast disappearing ; indeed, it has undergone a great revolution within a few years. How absurd and ridiculous the idea that we should, with a view to display a handsome figure, begin in the very dawn of existence to incapacitate the lungs for the discharge and fulfilment of their healthy functions, by shutting out the very breath of life ! since the healthy action of the entire animal economy is so much dependent upon the

free expansion and unimpeded action of the organs of respiration. We alone, with our high powers of reason, reserve to ourselves the skill of improving upon the forms of nature. This practice, unfortunately, is not confined to the respiratory system alone; but in the act of compressing the lower portion of the chest, the ribs are unnaturally forced or bent in, and the result is, that the stomach, womb, liver, and other organs, sustain a serious and too often irreparable injury thereby. More, by far, than present consequences follow this mighty evil. Posterity has suffered; the mind of the rising generation, depending in a great degree upon its physical structure, must continually suffer.

The children of weak and unhealthy parents have the seeds of death sown within them; and should they chance to survive adolescence, where is their experience of life? their knowledge of facts? The aching head, the prostrate body, are not capable of acquiring judgment or expansion. There are many other circumstances I might adduce, which debilitate the system, and strongly predispose to consumption. Among these may be mentioned the excesses of youth, intemperance, licentiousness, keeping late hours, all of which have a direct tendency to undermine the constitutional energies of the system, and induce that general depression of the vital powers which strongly favors the early production of tubercular disease.

Perhaps this is one of the most prolific sources of consumption in the young men of our large cities. Correct habits, regular hours, sobriety, and temperance are the

strongest safeguards against the invasion of this terrible foe of human life.

Physical Exercise.—It has been said that exercise is life, and indolence is death. Free motion, it is well known, demands free respiration, and free respiration requires nourishing food. Accordingly the man who exercises most requires the most nourishment, from the fact that the more oxygen is taken into his lungs, as his breathing or respiration is increased; hence his greater demand for carbon, or food, and by reason of the increased amount of carbon and oxygen in the body, there must be an actual increase of heat, or an elevation of the temperature of the body.

The blood is composed mostly of *albumen* and *fibrine*. The serum, or watery-looking part of the blood, that rises in the blood when persons are bled, is composed almost entirely of albumen. In consequence of its thinness it can circulate over the cornea of the eye, in the white membranes and tendons, where red blood, which consists of fibrine and red globules, cannot go. If it did, it would obscure the sight, as we all know. Where food has been submitted to the action of the stomach, the nutriment received from it consists entirely of albumen; and as such it passes into the blood. It can only be changed from that state by passing through the lungs, where it is exposed to the action of the air, and is rapidly converted into fibrine, the material of which muscle, or red flesh, is composed.

From these reflections it follows that the amount of

nutriment we receive is in exact proportion to our daily exercise, and that the want of that exercise serves to debilitate the powers of the system, and renders us exceedingly liable to morbid impressions from various causes. But it may be asked, What has all this to do with pulmonary consumption? Simply this: tubercles are composed entirely of albumen, and so are scrofulous tumors of the neck, sometimes called "king's evil," white swellings of the knee joint, tubercular consumption: all are caused by deficient exercise, and a want of the healthy and faithful discharge of the functions of the respiratory organs.

The ancients as well as moderns have always attached a great degree of importance to *exercise*, and even carried this idea so far that they considered it the sole instrument and means of cure. Galen and Sydenham, the great founders of medicine, whose names will be forever dear to medical science, were so sanguine in their opinion of its salutary effects that they were led to give to it a latitude almost unbounded. And of the different modes of exercise there is none so well adapted to secure the greatest amount of good as that of walking. This gives greater action to the muscles of the limbs, whence the circulation is more feeble, on account of the distance of the vessels from the heart. It is almost incredible how much the constitution may be strengthened by daily and well-regulated exercise.

But exercise, to be beneficial, must not be pursued as a task, nor taken with the spirit of martyrdom, as we

would swallow a dose of salts — for the sake of the good to be accomplished.

The mind should be amused, the eye delighted with varied and novel scenes. The old Roman poet understood well how much the wearisomeness of even a toilsome journey is beguiled when he wrote, "*Comes jucundus pro vehiculo est*" — A pleasant companion is better than a carriage. I would say to the consumptive, Exercise, exercise! Do not let any circumstance deter you from taking daily exercise in the open air. Go abroad often in the wood or in the field; extend your walk a little farther every day; and thus the blood will be made pure, and rendered fit for the circulation, causing the countenance to become radiant with the glow and tinge of health, and the eye to sparkle with lustre and intelligence.

The illustrious Sydenham affirms that he has cured both tabes and phthisis by horse exercise and long journeys, when all medicines had utterly failed, and this not only in the incipient stage, but after night sweats and diarrhœa had actually taken place.

The following interesting letter, addressed to Dr. Physick, of Philadelphia, illustrative of the same point, is that of a medical friend of his, who was cured of consumption, and who attributes his cure solely to an active out-door life of unremitting toil and exposure: —

EDENTON, N. C., *February*, 1830.

Dr. Physick. Dear Sir: In the month of April, 1812, after having been extremely reduced by an attack of bilious fever, I was seized with a cough, which continued

with great obstinacy and severity until the month of November, when decided symptoms of phthisis began to make their appearance. I had, every evening, an exacerbation of fever, preceded by chilliness, and succeeded by copious perspirations. My cough began to be less painful, but was attended with an expectoration of mucus, mixed with pus. Before this complaint came on me I had accepted a surgeon's commission in the army, and was stationed at Tarboro', about seventy-five miles from this place. In the month of December, the part of the regiment which had been recruited there having been ordered to Salisbury, it became my duty to repair to that place.

Accordingly, about the middle of the month, in the situation I have described, I set out on my journey. In two days I reached Raleigh, without having experienced any material change in the symptoms of my complaint. During my stay in Raleigh, the disease increased every day, so that I was obliged to remain there nearly a week, at the expiration of which time I had almost determined to retrace my steps, return home, and take my station among the forlorn and despairing victims of this unrelenting malady.

But, reflecting deeply on my situation, and recollecting that scarcely a patient in a thousand had been known to recover from the disease after having been confined to bed by it, I was resolved to resume my journey, and to reach the place of destination, or to perish on the road. It will be impossible for me ever to forget the effort I had

made in pursuing this resolution. On a cold and blustering morning, about the 20th of December, weak and emaciated, having been literally drenched in perspiration the night before, I ascended my gig, and proceeded on my journey. The first part of my ride, this day, was excessively irksome and fatiguing. Every hovel and hamlet on the road seemed to invite me to rest, and to dissuade me from the prosecution of my undertaking. Often and anxiously did I wish that my disease had been of such a nature as to allow me to indulge the inclination I felt to desist from motion. But I continued my ride for three hours, when I found it necessary to stop for a little refreshment. While dinner was preparing, I lay down on a bed to rest. It was, perhaps, an imprudent act. Never was a bed so sweet to the way-worn and exhausted traveller as was this to me. I lay on it for an hour, wrapped as it were in Elysium. When summoned to dinner, though sleep was fast stealing on me, and inviting me to be still, I arose and attended; and, after having made a moderate meal of very common country food, I resumed my ride, and at night, about half after six o'clock, arrived at Hillsboro', which is distant about thirty-six miles from Raleigh. The inn to which I had been recommended was unusually crowded, and I had to accept of a room that was out of repair, the window-sashes rattling in their casements, and the wind passing through the sashes in several places. In such a chamber, at such a season, and in the situation already described, was I quartered for the night. To my surprise, however, I

had a better night's rest than I had had for several weeks, and less perspiration, and coughed less than I had done for a month before.

In the morning, considerably refreshed, I proceeded on my journey, and travelled in a foggy, misty atmosphere full forty miles; the next day about thirty-five miles; and on the fourth day, about twelve o'clock, I arrived at Salisbury. On my arrival, I heard it mentioned as a matter of astonishment that a man in my situation should think of travelling in the cold and inclement season of winter; much more astonishing that I should venture to approach the mountains at such a period. But I had taken my resolution, and was determined never to relinquish it while I had power to walk or ride. The regiment to which I was attached was encamped about four miles from the town of Salisbury. To this place I tasked myself to ride twice every day—a duty I regularly performed, in the coldest weather, until I left the service.

Early in January the officer in command received orders to repair with his regiment to Canada. While preparations were making for that purpose, believing that such a climate would be too severe for me, and that I must of course soon cease to be useful to the government, I addressed a letter to the secretary of war, soliciting permission to retire from the army. This request was promptly and kindly granted to me. In February, 1813, I commenced the practice of my profession again in this place, and continued to attend to the

most laborious duties of it, at all times of the day and night, — in rain, hail, snow-storms and sunshine, — whenever I was called on, for eighteen months.

At the end of that time I had lost my hectic fever, night sweats, purulent expectoration, and my cough had nearly left me; my chest had recovered its capacity of free and easy expansion, and the ulcers in my lungs had entirely healed. Many who read the foregoing statement will, no doubt, be curious to know what medical means were used as auxiliaries in the cure of this very alarming state of disease. That palliatives of different kinds were resorted to, at various periods, must at once be supposed; but I do not consider it a matter of consequence to name them, as they were generally such as would readily suggest themselves to physicians of every grade of skill or intellect, and never produced more than a temporary alleviation of symptoms. In short, sir, were I asked to state, in a few words, the remedy which rescued me, I should say it was a life of hardy exercise, and of unremitting toil, activity, and exposure.

Yours, &c.,

JAMES NORCOM.

Exercise of Respiration. — It is easy to perceive that a faithful and systematic course of respiratory exercise will serve to increase the power and expansion of the lungs to the same extent that muscular exercise serves to develop and augment the powers of the general system. And to those having narrow chests, and in any way

predisposed to consumption, I know of no practice so well calculated to fortify them against its fearful approach. And when the disease has already commenced, it must always be a powerful auxiliary to other means to stay its further progress, and restore the lungs to a healthy state.

Sir Henry Holland, one of England's most learned and accomplished physicians, in his classical work entitled "Medical Notes and Reflections," has the following valuable remarks on this subject : —

" Might not more be done, in practice, towards the prevention of pulmonary disease, as well as for the improvement of the general health, by expressly exercising the organs of respiration ? that is, by practising, according to some method, those actions of the body through which the chest is alternately, in part, filled and emptied of air. Though suggestions to this effect occur in some of our best works on consumption, as well as in the writings of certain continental physicians, they have hitherto had less than their due influence, and the principle, as such, is little recognized, or brought into general application.

" In truth, common usage takes, for the most part, a directly opposite course, and, under the notion or pretext of quiet, seeks to repress all direct exercise of this important function in those who are presumed to have any tendency to pulmonary disorders. Yet, on sound principles, and with reasonable care, it is certain that much may be done in this way to maintain and invigorate health, even in constitutions thus disposed. Omitting some points of controversy, particularly as to what

regards the mechanical influence of respiration on the circulation through the heart and lungs, (points meriting, however, much attention from their importance,) the free and equable expansion of the latter by full inspiration is beneficial; first, in maintaining their healthy structure by keeping all their air-passages duly open and pervious; secondly, in preventing congestion in the pulmonary circulation; thirdly, in providing more completely for the necessary chemical action in the blood, by changing at each act of respiration a sufficient portion of the whole air contained in the lungs, and giving it more complete access to the vascular tissues — all objects of great importance, and all capable of being promoted, more or less, by the means in question.”

After some observations upon the beneficial influence of exercise on foot and horseback, the same author adds, “But there are cases where neither mode of exercise is practicable; yet where the gentle exercise of inspiration, by voluntary effort, so as to bring more air into the lungs than is done by the common act of breathing, is advantageous even to those who are deeply under the influence of pulmonary disease. And this system may also be usefully applied to many cases in practice beyond those in which the chest is solely concerned. In dyspepsia, for example, where the circulation is for the most part feeble, and both body and mind inapt to exercise, much good is attainable in this way; and still more in chlorosis, it is worthy of note how very inertly the acts of respiration are often performed, and how little

alteration is made in the air within the lungs by each repetition of the act. The chest is hardly seen to rise during common inspiration; the patient seems scarcely capable of aiding it by voluntary effort, and short, spasmodic breathing comes on upon the slightest bodily exertion." He goes on to say, "I have seen many cases of this kind, where I could affirm, upon simple outward inspection, that not one half the number of cubic inches of air which belong to natural inspiration entered into the lungs. Here it is manifest that the proper changes in the blood, by oxygenation and the removal of carbonic acid, do not take place, and that all the organs and functions of life suffer as the effect of this privation." Again he says, "I doubt, indeed, whether this point of the due arterialization of the blood, familiar as a physiological doctrine, has been enough considered by physicians in relation to the prevention or treatment of disease.

"Venous blood circulating in the arteries is a cause of speedy death to the functions of the brain, and thence indirectly (to say nothing of its simultaneous effect on other organs) to the whole body.

"Between this state of venous blood and that perfectly arterial, there may be every possible grade of change. Such intermediate variations we know to exist in many cases, and most distinctly in some forms of disease. It is certain that each proportion between the two extremes must have its definite effect, for good or ill, upon every part of the system — partly by altering the power and

rate of the circulation itself; partly by ministering a fluid of different chemical composition for the nutriment, secretions, and other functions of the several organs; principally, perhaps, by the more direct influence on the nervous system just referred to.

“The great agent in determining these changes in the blood is undoubtedly the respiration. And commanding this function, as we thus do to a great extent, both in the quantity and quality of the air inspired, we are bound to take more advantage than has yet been done of all which this important power can afford us for the prevention or relief of disease.”

The importance of respiratory exercise, we believe, cannot be over-estimated. We have long been in the habit of recommending it to our patients; and we fully concur in the above remarks, and in the opinion of M. Piorry, a distinguished physician in diseases of the chest, that the voluntary and deep inflation of the lungs will not only increase the expansibility of the chest, and thus promote the chemical changes necessary to the depuration of the blood, but that it is equally effectual in causing the absorption and removal of tubercular deposits. In the commencement of this practice the patient may not be able at once to fill the lungs without some degree of breathlessness and fatigue; but, as he advances, the difficulty gradually lessens; his respirations daily become deeper and fuller, all the functions are brought into greater activity, and the power of vitality augmented throughout the whole system.

The plan we uniformly adopt is to place the patient in a sitting or standing posture, with the trunk erect, the shoulders drawn downward and backward and the chest thrown forward. The mouth is then kept a little open, and the patient being directed to inhale gently, whilst he very evenly expands the chest to its utmost limits, at the end of the inspiration he is directed to make increased efforts, and then to retain the chest in its expanded state for two or three seconds before expiration is commenced. So rapid is frequently the improvement of the patient under this system, that in a few weeks I have seen the walls of the chest, which were flattened and depressed below the clavicles, become elevated, round, and full, at every deep inspiration, and the size of the chest, by actual measurement, has been increased from two to three inches. Superadded to this there has been a manifest improvement in the general health and strength. And, moreover, by the increased expansion of the chest, an increased supply of oxygen is received into the lungs, and a corresponding oxydation and elimination of the metamorphic carbonaceous waste takes place. This is not a mere hypothesis or visionary conjecture, but is based upon sound and well-established physiological laws.

These chest movements, hitherto so much neglected, should be regarded as of the first importance, in a preventive as well as in a curative point of view.

Cleanliness. — Among the various causes which predispose to pulmonary affections, a want of cleanliness is not to be considered as the least important. When we reflect that the insensible perspiration which is constantly

escaping from the surface of the body is estimated at about four pounds during a period of twenty-four hours, the importance of preserving the functions of the skin in a healthy condition by a constant and uniform attention to cleanliness is manifest, and should under no circumstances be disregarded. When this duty is neglected, the pores of the skin necessarily become obstructed, in consequence of which the egress of the perspiration is prevented, and its poisonous and deleterious properties, instead of being expelled through their natural channels, are again driven back into the system, producing more or less constitutional derangement and sanguineous congestion, particularly of the respiratory organs.

Such are the intimate relation and sympathy existing between the lungs and the external surface of the body, that in no case can there be a morbid condition of the one without a corresponding morbid result in the other. Personal cleanliness is not only an important duty, with a view to the preservation of health, but its observance may always be regarded as an amiable virtue, and a source of much comfort and satisfaction to all who pretend to the least degree of politeness and delicacy. In view of the highly organized condition of the skin, and of the important functions it performs in the animal economy, there cannot be a doubt, that if more attention were paid to keeping open the pores, by frequently bathing and freely employing friction upon the surface of the body, it would be the means of avoiding much sickness and suffering, which are now endured from a want of attention to this important duty.

Cold Bathing. — Persons who are daily in the habit of applying cold water to the surface of the body seldom suffer from sudden changes of temperature by taking cold. The ancient Romans were not without some knowledge of this principle. After enduring the most violent athletic exercises in their various sports, they were in the habit of plunging into the River Tiber while warm and panting with their efforts. That they greatly promoted their physical strength, and their powers of endurance by such a course, none can doubt. Nothing is better adapted to give tone and energy to the nervous system than cold water, regularly and systematically applied. To the consumptive I would recommend the use of the sponge bath, with cold water, if it can be endured. If reaction is too feeble, the water may be used somewhat tepid at first, and lowering the temperature gradually until it can be borne cold. Or, with a view to increase the activity of the circulation upon the surface, I recommend the use of equal parts of alcohol and water, adding a small quantity of ammonia. In all cases the sponging should be immediately followed by briskly rubbing the entire surface with a coarse towel or crash, until a gentle glow is produced, and vigorous reaction ensues.

The sponging should never occupy more than a few minutes at most, in order that no chill may occur during the operation.

Bathing with cold water acts as a powerful stimulus to the whole system; it imparts life and energy, and sends a thrill of pleasurable excitement to every part of the body. The immediate effect produced upon the sys-

tem is a sudden shock, a sensation of cold, followed by as general a sensation of warmth. This effect is called reaction, because it resists an external impression which might otherwise result in injury. During the process of bathing, the temperature of the patient's room should always be elevated above the usual standard. The best time for bathing or sponging the body is immediately on rising in the morning.

Bathing in sea water is powerfully tonic, especially in children of a strumous habit. Under circumstances of the greatest debility, by the simple use of the salt water bath, I have seen, in the course of a few weeks, the health rapidly improved, and all the powers of the system invigorated in a wonderful manner.

The Use of Tobacco. — In noticing the various predisposing causes of disease, I cannot refrain from making a passing allusion to that disgusting practice of smoking and chewing tobacco. Its pernicious effects upon the nervous system can hardly be estimated. The oil of tobacco, it is well known, acts upon the system as a deadly narcotic, a few drops of which are sufficient to kill a large-sized animal.

Its effects upon the nervous system of the individual who indulges in the daily practice of smoking or chewing are no less destructive, though the process may be somewhat more gradual.

It is true, it does not kill him immediately, but only because he does not take a sufficient amount at one time.

It also acts as a constant drain upon the system, in its effect upon the salivary glands, causing an immoderate

flow of saliva from the mouth, which is not only very disagreeable, but robs the stomach of its most important agent of digestion ; frequently causing nervous debility, dyspepsia, and a long train of other disagreeable and unpleasant symptoms, too numerous to mention. Excessive smokers, it will be found, have always more or less difficulty about the throat. The relaxing and debilitating effects which it produces upon the delicate mucous membrane almost invariably lead to inflammation of the mucous follicles, the ultimate tendency of which is to creep silently down into the lungs. There are some manly young spirits, fortunately for themselves, who, though they have tried hard, as they say, "can never learn to smoke." Neither time nor space will allow us to speak of all the evil consequences which flow from this foolish practice. Suffice it to say, a perseverance in the habit never fails to bring with it its own recompense.

Food. — As air is the first want we experience on our entrance upon life, and as fresh supplies of this element are constantly necessary to impart vitality and energy to the system, so the second want of our existence is dependent upon nourishing food, in order to supply the constant waste which is daily taking place in our bodies.

Air and food, then, are the two great sources of animal life. With regard to the diet most proper for the consumptive invalid, I would always recommend that it be selected with a view to the greatest amount of nourishment in the smallest compass. In short, every kind of food that tends to build up and sustain the powers of the system may be taken in such quantities, and at such

seasons, as may best agree with the patient ; being always careful to avoid the use of rich pastries, or any articles of diet which contain much grease, as these almost invariably serve, in a greater or less degree, to derange the stomach.

No kind of diet is so well adapted to the consumptive invalid as animal food. The red meats, as mutton, venison, and beef, are regarded as the most nutritious, and easy of digestion. Including the lighter and less exciting kinds, we have veal, chickens, and various kinds of fowls. Some have advocated an exclusive vegetable diet ; but this theory has no foundation in physiology, nor in any of the well-known laws which govern the animal economy ; hence it requires no further refutation. That a mixture of animal and vegetable diet is better adapted to our climate than an exclusive vegetable diet, no one at all acquainted with the process of nutrition, and the true source of animal heat, can doubt. The system of *low diet* and *starving*, in the treatment of consumption, has fortunately had its day. With regard to the quantity of food necessary to supply the waste of the system, no definite rules can be prescribed or observed. This must always depend upon a variety of circumstances and conditions ; viz., age, sex, strength, size, and habit are to be consulted.

Nevertheless, there is one golden rule to be observed, which will apply to every individual, and should never be disregarded ; and that is, to keep within the bounds of satiety, and cease eating when the first cravings of the appetite are satisfied. With every one, then, there is a moment when the relish given by the appetite ceases ; a single mouthful taken after this may oppress the stomach.

Another matter equally important is, that the food should be well masticated, so as to be properly mixed with the saliva before being swallowed ; the time devoted to eating is usually not sufficient to accomplish this end ; especially true is this of most Americans. The English, who, as a race, seldom complain of dyspepsia, and enjoy sounder health, it is well known, are particularly noted for slow eating.

A very common error in eating is the almost universal practice of taking too much drink during our meals, inasmuch as it serves to dilute the gastric juice to such an extent as to very much weaken its solvent powers, and thus lay the foundation for dyspepsia and its innumerable train of followers.

In speaking of different articles of diet, I would not forget to notice that pure milk is an article of food which cannot be too highly commended, as it is not only easy of digestion, but possessed of highly nutritive qualities ; and in weak, consumptive habits, where the digestive organs have been much enfeebled by disease, it is decidedly the most eligible of all nutritive substances, especially when it does not disagree with the stomach.

The practice of eating late suppers, I need hardly say, is exceedingly pernicious, and should never be indulged in by any one who values refreshing sleep and uninterrupted health.

Passions. — “ *Mens sana in corpore sano* ” — A sound mind in a sound body. From the intimate and mysterious connection which exists between the mind and the body, it follows that they mutually act and react upon

each other. And we would no sooner expect to preserve the healthy action and integrity of the various organs of the body while under the influences of grief and despondency, than we would expect a watch to give us the correct time when its delicate main spring was bent or otherwise impaired. It is well known that any circumstance which has a tendency to depress or excite the mental emotions for any length of time predisposes to disease.

Long-continued grief for the loss of cherished friends, also severe calamities and misfortunes, by their debilitating effect upon the heart and nervous system, retard the circulation of the blood, giving rise to indigestion, loss of strength, and a gradual wasting away of the body, generally terminating in a fatal organic disease of the heart, or otherwise in consumption.

Joy, or that passion of the human mind which results from some peculiar gratification of our senses, serves to increase the heart's action, causing the countenance to brighten and the eye to sparkle with animation and delight.

We have many instances on record where the passions, when unexpectedly excited, have produced instant death; but when moderate, and producing only what may be termed a cheerful and happy frame of mind, it may be regarded as one of the most favorable circumstances for the enjoyment of perfect and uninterrupted health, as well as for the cure of disease. To keep all the emotions of the human mind in a well-balanced state is an important desideratum — one upon which our happiness, health, and long life depend.

Of the various passions and emotions of the human heart which claim the attention of the medical man, there are none so important as those of hope and fear. And it is only by encouraging the former, and obviating the disposition to the latter, that we can expect to succeed in many of our most formidable diseases.

When life and death were poising upon a delicate balance, and when hope had well nigh yielded to despair, how often has the presence of the physician, by a simple word of encouragement, dispelled the sombre cloud, cheered and buoyed up the desponding, sinking spirit!

To the human heart there is not a more salutary cordial than the influence of hope; and like a guardian angel it attends us through life, and is the last to forsake us at death. It is natural for all who are afflicted with any disease of a dangerous character to entertain fear and anxiety with respect to its termination. Such a state of mind, it is well known, never fails to aggravate the disease, and greatly lessens the probabilities of a final recovery. When baneful despondency has once taken full possession of the mind, little or nothing can be done to ward off the fatal stroke of death.

A well-regulated mind, and a proper control of those feelings, appetites, and passions, which a kind Providence has given for our enjoyment and happiness, the pleasant excitement of business joined with innocent and rational amusements, together with an approving conscience of fulfilling our great destiny, are the best means of not only averting disease, but of laying the foundation for future comfort and prosperity in life.

CHAPTER IX.

PHYSICAL SIGNS OF PULMONARY CONSUMPTION BY AUSCULTATION AND PERCUSSION.

THE passage of air in and out of the lungs is characterized by peculiar sounds denoting healthy or diseased action of these organs.

When we apply the ear or stethoscope (which is only a kind of ear trumpet) to the chest, allowing the lungs to be in a healthy condition, we hear a low, murmuring, rustling sound, similar to a current of air passing through the leaves of a forest; this is called the respiratory murmur. Whenever the lungs become diseased this sound becomes changed.

The act of detecting these morbid changes in the lungs is called *auscultation*, from the Latin word *ausculato*, which signifies *to listen, to hear*. Laennec was the first to introduce to the profession examinations of the lungs by means of the stethoscope, in the year 1816. Its novelty at first excited not a little attention, and as is usual in the introduction of any new theory or system differing in any degree from that pursued by our fathers, it was denounced as quackery, and unworthy the notice of the profession. It is needless, however, to say that its advantages are

now universally acknowledged, and its practice adopted by every physician who lays any claim to scientific improvement.

Keeping in view the object of this work, and the limits assigned to it, I must pass over many of the more minute details of the various delicate sounds which indicate different diseases of the lungs and heart, and proceed to notice the more prominent and leading signs which characterize these diseases.

In applying the ear or stethoscope to the chest, the practised and well-disciplined ear can detect as readily any varieties of sound, as a good pianist can detect those notes of a piano that may happen to be out of tune. First, then, it is requisite that we should be well acquainted with the respiratory sounds of the healthy chest, in order that we may be capable of appreciating those sounds in a state of disease. A thorough knowledge of this subject can only be gained by close application, observation, and experience. In the healthy chest we find a low, murmuring sound, caused by the dilatation of the air cells as the air passes into them. When the air passes out, or during expiration, we hear the same murmuring sound, but less distinctly.

The healthy and natural respiratory sounds of the chest are composed of the prolonged and distinct murmur of inspiration and the more feeble and short murmur of expiration. Any variation from this, for example, when we find expiration more prolonged and distinct, must be regarded as an indication of disease. Or, when the

respiratory murmur is feeble in one part, and unusually distinct in another, it indicates an obstruction of the air cells, or it may be the consequence of enlargement or dilatation of the cells.

In either case, the friction against the cell walls is diminished, and the respiratory murmur must be proportionally feeble; and when we find it entirely wanting in any part of the lungs, it must be the result of complete obstruction in the part. Again, we sometimes find the respiratory sounds unusually loud and distinct; when this occurs in the adult it is called *puerile respiration*, and may be taken as an indication of disease in some other portion of the lung. It should be borne in mind that in childhood, or during the period of infancy, the respiration is always louder and more distinct than in the adult.

In the progress of pulmonary disease, we not unfrequently find, on examination, a *blowing sound*,—a sound similar to that produced by blowing through a tube,—which is called *bronchial respiration*. This latter respiration may arise from a variety of causes; in short, any cause affecting the natural proportion between the number and size of the bronchial tubes and air cells, will bring about this result. When a cavity exists in the lungs, communicating with the air pipes or bronchial tubes, we may have what is termed *cavernous respiration*, which is produced by the vibrations of the air against the walls of the cavity, resounding in a hollow space.

Percussion. — This simple and very natural method of examining the lungs consists in gently tapping the wall of the chest with the ends of the fingers, and listening to the sounds thus produced.

Avenbrugger, a German physician, had the honor of introducing this scientific method to the profession in the year 1761. He did not live, however, to enjoy the rich reward and distinguished honors that were eminently due to him for such a valuable and brilliant discovery.

It was the fortune of Corvisart, a celebrated French physician, to rescue it from the obscurity and neglect into which it had fallen. Various substances have been used to place over the part of the chest we wish to examine in the act of percussion; such as bone, ivory, a piece of flat caoutchouc: these are called *pleximeters*.

The pleximeter I employ, and the one which I regard in all cases preferable, is the fore or index finger. This should be pressed firmly upon the chest, and then struck smartly, yet gently, with the ends of two or three fingers of the right hand. To illustrate this: The most common observer has witnessed the difference in degree and intensity of sound given out by striking different bodies. If we strike with the finger any hollow vessel, we get a full, clear, and hollow sound, somewhat prolonged. Now, if any solid substance be placed in the vessel, the sound will become dull, and very much changed in character.

The chest may be compared to a hollow reservoir full of air; the lungs, being light and spongy, are also filled

with air ; so that, when no tubercular deposits are present, or no obliteration of the air cells has taken place, we shall find the same clear and hollow sound, on percussing the chest, that we find on striking a barrel, or any other vessel filled with air.

In many conditions of the lungs, where the respiratory murmur is observed, as in emphysema, the advantages of percussion are of the greatest importance. In this state of the lungs, so far from there being any dulness on percussion, we find a distinct, hollow sound ; and thus the idea of there being tubercular deposits, or consolidation of the lungs, is at once dispelled. When tubercular disease is suspected, the part to which our attention should first be called, and which we should examine with the closest scrutiny and care, is the superior lobe of the lung, lying directly below the collar bone.

If we find the respiration in this part soft and clear on both sides, and the resonance of the voice also equal in both lungs, the evidence is conclusive that there are no tubercles present in that part of the lungs where they are most frequently found.

If, on the other hand, we find dulness on percussion, and an absence of the usual respiratory murmur, the presumption is, that the lungs have become consolidated by the deposition of tubercles, or by inflammation.

Pectoriloquy is that peculiar condition of the lungs, where the voice can be heard distinctly coming from the chest, on applying the ear or stethoscope to the part, and generally indicates the existence of a cavity. The natu-

ral respirations, in ordinary states of health, average about twenty in a minute.

Mucous Râle. — This is the name given by the French to that peculiar rattle caused by the passage of the air through a secretion of fluid, or tuberculous matter, with which the bronchi and air cells are filled. It is met with in all diseases of the lungs in which there is an increased secretion from the mucous membrane, and is characteristic of the advanced stages of bronchitis, where suppuration has taken place; and also in phthisis, where the softening or suppurative stage has commenced, and an abscess or cavity has been formed, and the matter from the cavity communicates with the bronchi.

Crepitating Râle. — When the passage of the air through the pipes and cells produces a crackling sound, similar to burning salt, it is indicative of pneumonia, or inflammation of the lungs.

I have now made you acquainted with a few of the most important physical signs of the healthy and diseased lungs. Much more might and ought to be said on this important subject. For it is lamentably true that few physicians, comparatively speaking, have availed themselves of the light afforded by auscultation. It has usually been sufficient for them, in their examinations, to make a few rough and careless thumps on the upper part of the chest, or, with the ear or stethoscope, listen a moment through three or four thicknesses of cotton or woollen clothing; and with such an examination hundreds

have been pronounced sound, or perhaps the difficulty has been called a slight bronchial irritation, when a more thorough and careful investigation would have traced the disease to a deeper source. Now, such an examination is a mere farce, and can only serve to deceive and conceal for a time from the patient his true situation, and bring into unmerited disrepute one of the most valuable discoveries in medical science. The value and importance of a correct diagnosis to the patient cannot be over-estimated ; indeed, it is to him often a matter of life and death. Nature cannot be thus interrogated ; and until her operations are more closely observed and carefully studied, we can never hope rightly to interpret them.

CHAPTER X.

PULMONARY CONSUMPTION.

CONSUMPTION, or tubercles in the lungs, has in all ages been regarded as one of the most fatal maladies. The subject cannot fail, therefore, to be one of deep interest ; and it assuredly demands the serious attention of every practitioner of medicine who has at heart the good of the human race.

Tubercles are generally found first in the upper and superior portion of the lung, and are in the form of small granulations, or specks, of a grayish, semi-transparent appearance ; hard at first, and varying in size from a pin's head to that of a small pea, and resembling somewhat a millet seed ; from which circumstance they take the name of *miliary* tubercles.

These morbid productions in the lungs gradually undergo a change, increasing in size, and losing their transparency, and becoming quite yellow and friable ; in which state they receive the name of *crude* tubercles.

The time required for the development of tubercles in the lungs is variable. They may remain dormant or inactive for weeks, months, yea, years, without undergoing any change, or giving the least warning of their presence,

save a little shortness of breath on running up stairs or ascending a hill. Any exciting cause, such as a violent cold, suddenly checked perspiration, irritation of the lungs, by whatever it may be produced, is liable at any time to bring them into a rapid state of development. In acute phthisis, Louis says, they may reach the size of a pea in three or four weeks, in which case they occasion the most alarming dyspnœa.

The most natural site for the deposition of tubercular matters in the lungs is the cellular tissue, though it is not uncommon to find them deposited on the mucous membrane of the bronchial tubes and air cells of the lungs. One of the first symptoms of tubercles in the lungs is shortness of breath, or hurried respiration, which is occasioned by the compression of the surrounding cellular tissue, and the obliteration of the air cells, by which the capacity of the lungs for the reception of air is diminished.

The effect produced by the action of tubercles in the lungs is like that of any foreign substance, and nature institutes the same course to get rid of them.

First, inflammation takes place in the surrounding cellular tissue; this stage is followed by ulceration and a softening or breaking down of the tubercles into a common mass: the matter finding its way into the bronchi, it is coughed up, and a cavity, or tuberculous abscess, is formed. Tubercles are generally found collected in clusters or groups, and during the process of softening and ulceration of one crop, another crop is forming in another portion of the lung, and passes through the same destruc-

tive changes, the progress being usually from above downwards. The precise nature and character of a tubercular deposit is as yet but very imperfectly understood; suffice it to say, they may be regarded as one of the peculiar manifestations of the scrofulous diathesis. They are inorganic, no blood vessels having been traced into them even by the finest microscope.

The symptoms of pulmonary consumption are often very obscure — such as to elude the attention of the patient perhaps for months. Strange as it may appear, many deceive themselves, and are ready to believe the existence of any other disease rather than that of the lungs. It would be almost impossible to describe minutely all the symptoms in a disease so varied in its course as consumption. One of the first indications, however, is a slight cough, which, in the absence of expectoration, or constitutional disturbance, is generally regarded as a “common cold.” After a few weeks, the cough perhaps becomes more frequent, especially on lying down at night, or on rising in the morning, accompanied with some mucous expectoration, and a somewhat accelerated pulse, particularly towards evening. It should be remarked, that a cough is not invariably present in the forming stage of this disease. The patient may only complain of a general sense of lassitude or weariness of body, and inability to perform any physical exertion without great fatigue, a precarious state of the appetite, and, in addition to these symptoms, the patient may complain of a sensation of oppression or tightness across the chest; and these

symptoms may be followed by a sudden and unexpected attack of hemorrhage, or bleeding at the lungs. Under these circumstances, the case becomes doubly suspicious, and the patient at once wakes up to a real sense of his danger.

If, under these circumstances, we make a careful examination of the lungs, we shall generally find, on percussion, a degree of dulness directly below the collar bone. This may be very slight, and by the careless or inexperienced physician may be entirely overlooked. In addition to this, we shall find the respiratory murmur more feeble, and the expiration of breath somewhat prolonged. Or, if the inspiration is harsh and jerking, we can no longer mistake the true character of the disease: tubercles exist in the lungs. The countenance assumes, as the result of the hidden disease in the lungs, a peculiarly cachectic appearance; the patient finds he cannot walk fast, or perform the most trifling physical exertion, without being put out of breath. These are a few of the most prominent and leading symptoms which constitute the incipient or forming stage of consumption, and should not be allowed to pass by unheeded, as this period of the disease must always be regarded the most favorable time for treatment.

The extent to which this disease has often progressed without exciting the least suspicion or alarm is truly surprising. To illustrate this: I was consulted by a lady some time during the month of April, 1855. She came into my office very indifferently, expressing very little

anxiety or concern, remarking that she only came to gratify her husband's wishes, and that she had not the least idea that there was any difficulty about her lungs beyond a slight cold. Her husband, however, manifested no small degree of anxiety, and expressed a desire that I would carefully examine her lungs. I did so; when, as I anticipated, my worst fears in regard to her case were fully realized. I found one third of her left lung entirely destroyed, and the other seriously affected.

In the second stage of the disease, the symptoms assume a more marked character, distinguished by a loss of appetite, diminished strength, increase of fever, and a rapid wasting away of the muscles of the body. The expectoration now becomes more abundant, changed in quality, and frequently streaked with blood; it ceases to be mucous, and is converted into thick, heavy, yellow matter. The expectoration often comes up in fleecy masses, resembling flakes of cotton, and may be seen floating in the fluid expectorated. This stage of the disease is also accompanied with more or less hoarseness, and the countenance is generally pale and sunken during the day, and a circumscribed flush is seen to make its appearance on the cheek towards evening. The chills become more severe, and the hectic fever is now fully established. The digestive organs, sympathizing with the destructive changes going on in the lungs, also become very much impaired, and the food is frequently ejected from the stomach during the violent fits of coughing. There is, too, a strong tendency to diarrhœa, and in females the

menstrual functions almost, if not entirely, cease. It is during this stage that the softening and breaking down of tubercular deposits take place.

The third, or last, stage has been termed the colliquative stage, from the frequent attacks of diarrhœa, the copious night sweats, and profuse expectoration, which are present during this period of the disease. It is in this stage of the disease that the vital powers, being no longer able to bear up, begin to yield. The cough is frequently very distressing, and from the extensive ulceration and expectoration of tubercular matter, large cavities or excavations are formed; and the gurgling, rattling noise can be distinctly heard, as the air passes in and out of these cavities. At this advanced period of the disease, the chest becomes remarkably changed in appearance. From being round and prominent, it becomes depressed and flattened; the shoulders are elevated and inclined forward; and as the disease advances, the breathing becomes more and more difficult. The feet and ankles generally swell during the day, though the swelling disappears in the course of the night.

In this state, verging between life and death, the patient not unfrequently lingers on for many weeks, his senses remaining perfect even to the last expiring struggle.

One of the most remarkable features in the whole history of the consumptive is, that hope never forsakes him. Although conscious of his own decay, he seldom excludes from his mind the possibility of a final recovery; and the

unfortunate victim gradually sinks into eternity, indulging the fond hope of restoration, even to the last. The poet, alas ! has truly sung, —

“Consumptive’s cheek ne’er looks more pure
And lovely than when past all cure ;
And yet that bloom, so fresh, so still,
Has lent its fleeting aid to kill,
And speaks to those who watch its hue,
Of sickness, death, and suffering too ;
Though who just viewing aught so fair,
Could even dream that death was there.”

One of the last symptoms, and one which may be regarded as a swift precursor of approaching dissolution, is an aphthous condition of the mouth and throat.

I have very briefly given a history of the symptoms, development, and progress of tuberculous disease, and the various phenomena that characterize and accompany it. I cannot, however, pass over this subject without noticing, in a few words, one other very important symptom, viz., “*hemorrhage*,” or “*bleeding at the lungs*.”

“*Spitting of blood*” is not uncommonly a very early symptom in phthisis. It frequently occurs before any of the usual symptoms are noticed, and when the individual, by common observation, would be regarded in a state of health. The blood is sometimes trifling in amount, being mixed with the mucus expectorated, and occurring at intervals for several days. At other times the discharge is copious, and even alarming, in quantity, and comes on very suddenly and unexpectedly.

Various opinions have been expressed with regard to

the cause of hemorrhage ; but from a careful observation and inquiry into the history and symptoms of these cases, we have the most conclusive evidence that it is the result of tubercular deposits in the lungs. The lamented Dr. Swett, for a long time one of the physicians of the New York hospitals, remarks, in his work on diseases of the chest, that “ whenever he is called to a patient who has had bleeding at the lungs, he always marks him as a probable case of tuberculous disease.” Persons who are attacked with bleeding at the lungs not unfrequently deceive themselves with the idea that the blood only comes from the throat ; and I have even known physicians themselves to cheer their patients with such flattering assurances.

But let me say to those who have suffered from these symptoms, however small the quantity of blood may have been, it speaks a terrible warning, and we have every reason to believe that tubercles already exist in the lungs.

The reason why tubercular deposits should cause bleeding at the lungs is simply this : The pressure of the tubercles upon the small vessels in the lungs retards the circulation ; in consequence of which the blood vessels become overloaded or distended to such a degree that they are ruptured, and a discharge of blood takes place. In some instances, where the quantity is very small indeed, it probably exudes through the delicate coats of the blood vessels, and is expectorated.

Hemorrhage seldom proves fatal in its immediate consequences and effects. When this does occur, it is always in

the latter stages of the disease, and is the direct result of ulceration destroying some large vessel, and causing a sudden gush of blood to flow out, filling up the entire cavity of the lungs in a few minutes ; when death is the certain and inevitable result.

This is a phenomenon, however, which rarely happens. I have already adverted to the fact, that hemorrhage may be the first noticeable symptom of the disease. Again, it may not occur until the disease is far advanced ; and indeed, in a few instances, consumption runs its entire course without even causing a tinge of blood in the matter expectorated.

Andral, an eminent English pathologist, has given it as his opinion that hemorrhage occurs in about five cases out of six of those who die of consumption. Louis, a no less eminent French writer, has found it to take place in fifty-seven out of eighty-seven cases ; and Professor Walshe, of the London Consumptive Hospital, in eighty-one cases out of a hundred.

It is a very common occurrence, after an attack of bleeding at the lungs, to hear patients remark that they feel decidedly better ; and, indeed, we frequently find an improvement in all their symptoms. As soon as the lungs have relieved themselves from the increased amount of blood which has accumulated in them, the chest at once feels lighter and more comfortable, and the operation of breathing is more naturally performed. This can only be temporary relief, and should not be regarded as a removal of the difficulty.

The same causes that produced a hemorrhage in the first instance are still at work, and will, if not arrested by a judicious system of treatment, assuredly lead on to a fatal issue. There is no time to be lost. Whatever is done must be done quickly. As you value health, or prize life, begin *now* to resist the progress of this terrible disease. Do not wait, as is, alas! too often the case, until the grim tyrant has established his devastating reign over the system, when he may set at defiance every power to save.

Sir James Clarke divides consumption into five different varieties, or species; differing from each other in the rapidity of the progress, severity of the symptoms, and their peculiar mode of termination.

1. Acute consumption.
2. Chronic “
3. Latent “
4. Febrile “
5. Consumption of childhood.

Acute Consumption. — The first variety, is appropriately denominated “*galloping consumption*,” from the violence of its symptoms, and the fearful rapidity with which it passes through its several different stages. This form of the disease usually selects its victims from the ranks of the young.

All the ordinary symptoms attendant upon this disease present themselves from the first in an unusual degree of severity, and the patient not unfrequently sinks under the disease in the course of six or eight weeks. Andral mentions four cases, three of which number died during a period of from twenty-one to thirty-five days.

Chronic Consumption.— Bayle and Laennec were the first to call attention to this form of the disease, and showed its identity, whether occupying many years or proving fatal in a few weeks. The acute form, as already remarked, generally occurs in young subjects; the chronic at a more advanced period of life—from the fortieth year and upwards.

In this variety of the disease, the tubercular diathesis is less strongly marked than in the former, and the symptoms are generally more obscure, especially in its earlier stages. As the disease advances, however, the patient complains of lassitude and a want of physical energy. His cough is very slight; he has no fever, chills, or night sweats; his appetite continues very good; yet there seems evidently to be a gradual loss of flesh and strength. His friends flatter themselves with the idea that his disease is confined to some other organ than the lungs,—perhaps the stomach or liver,—as the patient generally complains of more or less indigestion.

The cough generally subsides, and his health materially improves during the warm weather of summer; but as the cold weather again returns, his disease assumes a more serious aspect, his cough and expectoration increase, and are aggravated at every change or vicissitude of the weather.

In this precarious state of existence, the patient may linger on for many years, now a little better, and then a little worse. From the mildness of the symptoms in this variety of consumption, its importance is very liable to be

overlooked, and the most favorable opportunity for arresting the disease is frequently allowed to pass by unimproved. In many cases, the disease has doubtless existed for years, the patient being scarcely aware of any difficulty beyond an ordinary cold. It is true he may have been troubled somewhat with shortness of breath, accompanied with a slight cough and expectoration, and more or less diarrhœa; but the approach and progress of these symptoms have been so gradual, that they have not been considered worthy of special attention, and the patient has been permitted to pass on, the powers of life gradually becoming diminished, until some sudden cold, or other exciting cause, has superinduced an attack of bronchitis or pneumonia, which, under ordinary circumstances, would terminate favorably, but, acting upon a previously diseased state of the lungs, speedily proves fatal.

Latent Consumption.—This variety of the disease is called *latent* for the reason that tubercles exist in the lungs, in a dormant state, for a long time, without giving rise to any of the ordinary symptoms indicating their presence, such as pain, cough, expectoration, hemorrhage, &c. Nevertheless, their work of destruction, though silent and unobserved, is no less certain.

The physical signs, and the various symptoms relating to this form of disease, are frequently so obscure as to demand the most careful scrutiny and closest observation on the part of the physician, to detect its real character. We have reason to believe that in many instances the disease passes through its first and second stages without

even awakening suspicion on the part of the nearest friends and relatives. So far from this disease always being indicated by a cough, Louis has remarked that he has known the disease to exist in many instances from six months to two years without the presence of this most common and universally acknowledged symptom.

If, however, we find the patient declining in health, the countenance assuming a pale or cachectic aspect, and in addition to this, he grows thinner and weaker day by day, and the food he takes affords him neither nourishment nor support, though there may be no cough, fever, nor expectoration, we have great cause to be fearfully apprehensive with regard to the safety of his condition.

Our attention should at once be directed to the lungs as the probable seat and cause of all the mischief. On this point we have also the testimony of Sir James Clark, whose opinions should be always highly valued. He remarks that, "We have known more than one example of extensive tubercular disease of the lungs, discovered on a post mortem examination, when, during life, the disease was looked for in the bowels."

Thousands of valuable lives have doubtless been sacrificed on account of errors of judgment committed in this way; whereas, if, in the earlier stages of the disease, a correct diagnosis had been formed, and the proper remedies been applied, most, if not all, might have been saved.

Febrile Consumption.—One of the most remarkable features of this variety of the disease is the suddenness of the attack. It commences usually with the ordinary

symptoms of a "common cold" — severe chill, followed by fever, which generally continues throughout the entire course of the disease, and may be mistaken for bilious or catarrhal fever. These symptoms are soon followed by a cough, and an expectoration of a light, frothy appearance, occasionally streaked with blood. The patient usually complains of pain in one or both sides, with tightness across the chest, and more or less difficulty of breathing. These symptoms usually continue without much interruption from six to eight weeks, and the patient not unfrequently sinks down and dies in despite of our best efforts.

Consumption of Childhood. — This variety of the disease is not uncommonly mistaken for whooping cough, as the cough occurs generally in paroxysms; and, from the inability of the patient to expectorate, the matter is rarely observed. In this form of the disease we have no hemorrhage from the lungs, and the hectic fever is less perfectly developed than in the adult. The perspiration is also less abundant, and chiefly confined to the head and neck. We find considerable derangement of the stomach, and a strong tendency to diarrhœa; and the probability is, that the mesenteric glands are involved in the disease, the patient wasting away, however much nourishment he may take into his stomach. The respiration is hurried and difficult, the eyes sunken, the countenance pale and anxious, with a peculiarly livid appearance, and the lips of a purple hue.

A large proportion of the deaths in childhood occur annually from this peculiar form of the disease.

The period of life when most deaths occur from consumption after the fifteenth year, is between the ages of twenty and thirty ; the next period is between thirty and forty ; the next between forty and fifty ; the mortality gradually diminishing after the latter period. There is, however, no period of life exempt from the fearful ravages of this disease. From early infancy to extreme old age it has its victims. But the period of all others, in which it commits its greatest ravages, is in childhood. Children under fifteen years are by far the greatest sufferers.

This is a fact not generally understood, and as such is deserving of our most serious attention.

We again quote Sir James Clark, who says that he has met with several cases of infants dying of phthisis within the first year, in whom the lungs were not only extensively tuberculous, but contained large cavities with all the characteristics of those found in the lungs of adults. Dr. Swett also remarks that he has seen the lungs of a new-born infant completely studded with tubercles ; but this seldom occurs, and can only happen when the mother is laboring under tubercular disease at the time of giving it birth.

In by far the largest proportion of cases, a tuberculous habit is acquired after birth, and is the result almost universally of bad air, improper clothing, and innutritious diet. M. Guersent, one of the physicians attached to the *Hôpital des Enfants Malades*, in Paris, where no patient is admitted below the first, or above the sixteenth year, is of the opinion that tubercles existed in two thirds, or even five sixths, of the bodies he examined. The re-

searches of M. Lombard, and more recently those of M. Papavoine, of the same institution, have fully established the above opinion. Dr. Alison, of Edinburgh, estimates them much higher.

How are we to account for this terrible mortality, which annually sweeps away so many of the children of our country? The answer is, they are sacrificed upon the unholy altar of fashion.

Who, that has witnessed, in our cities, the painful sight of a child three or four years old, on a cold winter's day, with bare neck, arms, and legs, thin slippers, all exposed to the piercing blast, will longer wonder why consumption is so common and universally fatal in early life. How long will thoughtless mothers disregard the laws of health, and sacrifice the lives of their precious offspring for the sake of being considered "fashionable"?

We trust that enough has already been said of the errors of fashionable life, to call the attention of parents and guardians to the dangers which surround our children.

Who, that has a heart to feel, or judgment to weigh, the consequences of early neglect in the physical training of the young, if perchance they should survive the period of adolescence, can suppress the involuntary sigh that escapes on beholding a puny, sickly, attenuated offspring, too feeble to resist the slightest vicissitudes of atmospheric change, struggling on through life's eventful period, under the miserable consciousness of being machines out of order, incapable of adjustment or repair?

CHAPTER XI.

TREATMENT OF CONSUMPTION AND THE AIR-PASSAGES.

IN looking over the pages of medicine, from the time it was first taught as a science to the present day, we find that the various modes of practice resorted to by the profession, in the treatment of consumption and its kindred diseases, have resulted in little else than universal failure. The public mind has at length become so petrified by frequent failure and disappointment, — they have so often seen their fondest hopes and expectations blighted, — that they are led to look with suspicion and distrust upon the announcement of any new theory or system, however strong its claims may be upon their reason and intelligence, or however well supported by observation and experience. It is assuredly a melancholy reflection, from which no one can turn but with a sickening heart, that a class of diseases, which annually furnishes more victims for the grave than cholera, yellow fever, and all other causes combined, and from which no country, age, or sex enjoys any exemption, should be so imperfectly understood, and receive so little attention from the great mass of the medical profession.

In regard to the different modes of treatment employed, the utmost variety of opinions have been entertained. While some have regarded consumption as a disease of debility, others have regarded it of inflammatory origin; and thus we see that the treatment of the one has been perfectly at variance with the other. It is certainly a subject which admits of no dispute, that by *whatever* theory or principle they have been guided, in the administration of their remedies, little has been done to advance the reputation of the profession, or to lessen the increasing amount of mortality in pulmonary diseases. Indeed, the saying has long since passed into a proverb that consumption is certain death; hence the reproachful sarcasm of Samuel Johnson, that physic is but a meditation upon death. The view of the incurability of consumption, I regret to say, has been most amply sustained; and if we had no other means by which to combat this disease except that of administering drugs by the stomach, our hopes of the future must be gloomy indeed.

But, from extensive observation and experience, I feel amply justified in the remark, that consumption is no longer to be considered beyond the reach of medical art, as the *opprobrium artis medicinæ*. Science has at length fairly triumphed over this most formidable enemy of the human race.

We are amply prepared to show, not by theoretical speculations only, but by numerous well-attested facts, furnished by our own experience, as well as that of the

most eminent and highly talented practitioners of medicine in our own and in other countries, that pulmonary consumption in its first and second stages is positively curable; and even in the more advanced stages of the disease, the power of inhalation in arresting and staying its progress is often truly surprising.

While we fearlessly advocate the curability of consumption by inhalation, we would not convey the idea that all cases, whatever the condition or stage of the disease, will invariably recover. We are too well aware of the formidable nature and character of this disease to advance such a statement. Moreover, it would be contrary to the results of our experience, and inimical to the cause of truth.

It can hardly be necessary to give in detail the various remedies which have from time to time been introduced, with a view to arrest the progress of this fearful malady. Antimony, iodine, digitalis, and a host of other articles we might mention, have all had their day of imaginary success, and been forgotten. Last of all, cod-liver oil, which, but a few years since, was so universally extolled by the profession, has shared a similar fate. The only virtues the *cod-liver philosophers* can claim for the use of this remedy, is that of respiratory food; instead of supplying materials and keeping in repair, it only serves to warm "the house we live in." We admit that it contains a small proportion of iodine and bromine, but not in sufficient quantity to claim our attention or justify its use. We will venture the assertion, that good butter and beef-

steaks will accomplish as much, and in a vastly more agreeable way. We hear it often remarked, even by physicians themselves, that it will at least afford good nourishment, if nothing more. So far from this being the fact, it does not contain the elements of nutrition ; but, by uniting with oxygen, produces heat and vital force.

As it regards the practice ordinarily adopted by the profession, nothing can be said in its favor. Universal failure and death has been written upon every page of its past history. That the remedies administered have failed in arresting the disease, and by their action upon the delicate coats of the stomach, have impaired the digestive organs, and occasioned a degree of prostration and debility, which in too many instances, alas ! have caused a more speedy passage to the tomb, no one will attempt to deny. Nor could the results have been otherwise, since the remedies, by being administered into the stomach, have spent their principal force and strength upon that organ ; while the lungs, the seat of the disease, have received no medication.

The great desideratum in medical practice has ever been, to apply our remedies as nearly to the seat of the disease as is possible. And in no instance can this principle be of greater importance than in the treatment of diseases relating to the throat and lungs. We find that medicines, when volatilized, or reduced into a state of vapor, and inhaled or breathed, act more powerfully, and produce a more speedy and happy effect upon the lungs, than when administered in any other way. The reason

of this is perfectly plain, and must be obvious to the most common understanding, since the lungs possess an immense absorbing surface—greater by far than the entire surface of the human body. And as common air passes into the lungs at every inspiration, permeates the delicate coats of the blood-vessels, and produces important chemical changes, necessary to life and health, so does medicated air, when inhaled into the lungs, act upon the diseased parts, and through the medium of the circulation, upon every part of the body.

In the same manner, persons who live in low, marshy districts, and breathe an atmosphere loaded with the poisonous effluvia arising therefrom, contract the ague and fever, and other fevers incident to such localities.

We also witness the same results in persons who have been exposed to the baneful effluvia escaping from individuals suffering from small pox, and other contagious diseases; the poisonous effluvia being rapidly absorbed from the air cells of the lungs into the blood, and by it carried through the entire system, to every part of the body.

We also notice the no less wonderful effects upon the system of breathing a hundredth part of a grain of *arseniuretted hydrogen*, which has been known to prove speedily fatal, the results being that of arsenical poisoning. One hundred times that quantity, when taken into the stomach, it is well known, would not produce the same result.

The facts deduced from these observations are, that

medicines in a gaseous state act with more promptness and energy than solids or fluids. In the former instance, by being inhaled, they are brought in immediate and direct contact with the whole volume of the blood, at once mixing with it, and circulating to every part of the system, imparting all their healing and purifying qualities; while in the latter, they must first be introduced into the stomach, and be submitted to the solvent powers of the gastric juice, before they can be made available.

“It is most astonishing,” says Professor Carpenter, that distinguished physiologist, “to witness the extraordinary increase in potency which many substances exhibit, when brought in relation with the blood in a gaseous form.” The foregoing facts, so well authenticated, must forever silence the objections so often raised by medical men, that inhalation is only a local remedy.

We find that there is no change or action necessary to be produced upon the lungs, or upon the blood itself, that cannot be brought about more speedily, and with tenfold greater certainty, by inhalation, than by any other possible mode of administration.

By inhalation, as many have supposed, is not meant a particular remedy, prescription, or formula; it is a system of practice, composed of many *different remedies*. And the source from which we select these remedies is no less a field than the whole materia medica. To make a prescription, then, they must be combined in such a manner as to suit the peculiar indications in each individual case.

For example: we find, on administering an *emetic*, *purgative*, or *opiate*, by the stomach, that each produces entirely a different result; though all are taken in the same manner, and pass into the same organ. The same holds true of inhalation. We inhale one set of remedies to soothe irritation and quiet the lungs; another, to cause expectoration; a third, to rouse and stimulate the enfeebled condition of the parts; a fourth, to promote the absorption and removal of tubercular deposits; a fifth, to astringe or shrink up the parts, as is required in ulceration; and a sixth, to obviate the condition of spasms, as is the case in *spasmodic asthma*. You will perceive, then, that it is not alone sufficient to inhale, but it is all-important that you should inhale the proper remedies.

Observation and experience have taught us that medicines act with promptness and power in proportion to the minuteness of their divisibility.

A solid may lie in the stomach for hours before any visible effects are manifested upon the system; which accounts for the fact that deadly poisons may be removed from the stomach, by means of a stomach pump, long after they have been swallowed, without the least injury having resulted. Not so with medicated vapors; their action upon the system is instantaneous. As they are received into the lungs, so they pass through the entire system, and in a few minutes may be detected in the various secretions of the body. And thus we frequently hear patients speak of the soothing and delightful effects they almost immediately experience on the simple use of a mild inhalation.

In this manner we convey the remedies directly to the seat of the disease, and produce the same happy effects upon the diseased surfaces in the lungs that are attained by washes and ointments upon external surfaces of the body ; moreover the vapor dissolves the viscid and tenacious mucus, which in many instances completely block up the air tubes of the diseased part, and make it free and easy of expectoration.

Now, as the obstructions are removed, the lungs once more regain their former capacity, the air is again permitted to enter the collapsed portion of the lungs, and the greatest amount of comfort and improvement is the immediate result.

But the beneficial effect of inhaled vapors does not stop here ; the increased amount of air which is admitted into the lungs acts upon the blood, increasing its purity, causing the ruddy glow of health to return to the cheek, and the eye to sparkle with lustre and intelligence.

But inhalation, to be successful, must be commenced early, and persevered in as long as the least vestige of the disease remains. Many think, because the cure of consumption is possible, it ought to take place with incredible rapidity — that they should begin to feel that they are getting well from the very day of commencing treatment.

But patients should bear in mind that chronic diseases of long standing cannot be broken up in this summary manner.

Nor can this be remarkable, when we reflect upon the important and difficult nature of the work to be accom-

plished — the removal of tubercular matter from the lungs by absorption, the healing of an excavation or abscess, and lastly, a change to be effected in the system — in the whole mass of blood.

Shakspeare understood this when he penned the following stanzas: —

“How poor are they that have not patience!

What wound did ever heal but by degrees?

Thou knowest we work by means, and not by magic,

And means depend upon dilatory time.”

Too much cannot be said upon the importance of early and persevering treatment. A few weeks, yea, months, are not always sufficient for the removal of a disease which has been long years in becoming established. Nevertheless, a few days are not uncommonly sufficient to work the most happy and gratifying results; indeed, the comfort and relief which patients almost immediately experience upon the use of a mild expectorant inhalation is truly surprising. Who, that has witnessed the change in the expression of the eye, the improvement of the appetite, the diminished cough, the gentle and refreshing sleep, which have so frequently been the result of this treatment, can longer doubt its superior efficacy? And I may say that I have the additional satisfaction in being able to add, that I have so many times seen all these happy and cheering results follow the continued employment of these measures, even when suppuration and other symptoms, equally characteristic of pulmonary ex-

cavation, were present, that I do not regard any case, however desperate, as beyond the reach of relief.

We have already spoken of the poisonous and baneful effects experienced by inhaling noxious vapors, and other deleterious gases; and we have the most unmistakable evidence, that the lungs have been the channel of communication by which these poisons have been conveyed into the system. If, then, as we have seen, by accidentally breathing *poisonous exhalations*, or vapors, such speedy and powerful morbid effects can be produced upon the system, causing disease similar to that from which the poison emanates, is it not equally just and reasonable to conclude, that medicines armed with the power of cure, when reduced into a state of vapor, and inhaled or breathed into the lungs, should produce their desired effect upon the system with the same determinate energy and power?

These principles, based as they are upon sound philosophy, reason, and common sense, must commend themselves to every intelligent mind.

We have dwelt upon this point longer than perhaps may seem necessary; but it has been our aim, from the first, so to simplify and elucidate the principles of inhalation, as to bring them within the comprehension of the most common intellect.

The remedies administered by inhalation are numerous; and for the sake of convenience I have arranged them in the following order:—

1. Alterative vapor. 2. Expectorant vapor. 3. Astringent vapor. 4. Antispasmodic vapor. 5. Anodyne.

Alterative inhalations produce not only a local action upon the lungs, but also act constitutionally, by passing directly into the circulation, improving not only the faulty condition of the blood, but also the character of the secretions.

Expectorant inhalations, as the name indicates, are employed to promote expectoration, and they take the place of *expectorant mixtures*.

Astringent inhalations are employed in all cases where the expectoration is profuse and the mucous membrane very much relaxed ; as in *humid bronchitis*, and in *chronic ulceration of the lungs*.

Antispasmodic inhalations are chiefly employed in chronic nervous coughs, spasmodic asthma, &c.

Anodyne inhalations, as we should infer from the name, are employed in certain irritable conditions, and serve to soothe and quiet the lungs when the cough is very distressing. They are usually combined with those of a more stimulating character, in order to avoid any irritation which might be produced by their stimulating effects, and are not liable to the objections of anodynes administered by the stomach. These different classes of remedies constitute our treatment by inhalation, and by them we are enabled to act upon the lungs in the most gentle and delicate manner. We can stimulate or calm the nervous system, and induce the sweetest

repose, without the use of any other means. Why, then, continue to fill the stomach with nauseous and filthy drugs, regardless of the evil results they are well known to produce.

But, says one, shall we reject the use of medicines by the stomach altogether? I answer, No. It would be contrary to the present state of medical science and experience to do so. It is as true as ever it was that quinine will cure *ague and fever*, opium will relieve pain, colchicum and hydriodate of potash will often cure rheumatism; and numerous other agents, we might mention, will effect positive, ay, beneficial results upon the human body. There can be no doubt, however, as we advance in medical science, and become better acquainted with the laws of nature, that we shall be able to dispense with many, very many, of the remedies now in use. We again assert that medicines taken into the stomach cannot heal cavities or ulcers in the lungs. To use the language of another, "As well might a mason call for medicines to repair a breach in a chimney or in a stone wall, as a physician to put drugs into the stomach with a view to heal a disease in the lungs. *Pure air, good nourishing food, and moderate exercise*, sometimes cure, but medicines taken into the stomach never."

Various are the means that have been employed to convey remedies directly into the lungs. The ancients had recourse to fumigations of various substances. But this method was liable to the objection of causing an irri-

tation, by the minute particles of burning matter, of which smoke is composed, finding their way into the air cells of the lungs. Again, the fumigation of tar, as recommended by Sir Alexander Crichton, by the application of heat, also extricates the products of imperfect combustion. Even in this imperfect manner great benefits have often been received, while in other instances it has failed to accomplish any good, for the reason that the remedy was not adapted to the peculiar condition of the lungs ; and thus too often it has served to aggravate the very symptoms it was intended to relieve.

His mode of using the tar fumigation was, to boil common tar, adding to each pound from one to two ounces of carbonate of potash, to destroy the empyreumatic acid. A small quantity of this, being put over a spirit lamp, and thus disengaging the volatile part of the tar, the air of the room soon becomes impregnated. Whenever inflammation of the mucous membrane exists, the remedy is contra-indicated, and must greatly aggravate the symptoms of the disease. The repeated failure in this practice has been owing to a want of proper discrimination in the disease, and to the mode of applying the remedies, rather than to any incorrectness of the theory.

In administering remedies by inhalation, I employ several different modes.

1. By diffusing the vapor through the apartment in which the patient sleeps. When these means are had recourse to, it is done, generally speaking, to keep up a

more constant action upon the lungs, and is employed in connection with other modes of administration.

2. By means of various inhaling instruments, the one I employ in my practice is represented in the following engraving.



The above figure represents an inhaler for the use of warm or cold vapor, being made of glass, and usually holds about a half pint of fluid. The entrance at the top is closed by a cork, with a metallic cap, through which holes are pierced to admit two glass tubes, one of which passes through the cork, down to within a quarter or half an inch of the bottom of the inhaler. The other is only of sufficient length to pass through the cork, to which are attached an elastic tube and an ivory or glass mouthpiece.

Directions for the Use of Warm Medicated Vapors.— Pour into the inhaler a sufficient quantity of water to make it about one third full. The temperature of the fluid should always be regulated with great care and

judgment, having in view the nature and stage of the disease, and should not be lower than eighty nor higher than one hundred and fifty or sixty degrees. We now add to the water in the inhaler such remedies as are suited to the condition of the patient, varying in amount according to the peculiar circumstances of the case. The patient places the mouthpiece in the mouth, and on drawing a slow, full breath, a vacuum is created above the fluid, to fill which a stream of fresh air rushes down through the glass tube, mixing with the medicated liquid, and throwing it into intense agitation, resembling boiling water. Now, this air, from mingling with the medicated fluid, becomes thoroughly impregnated with its properties, and is carried directly into the lungs, producing any action or change to be desired, with a degree of certainty and power unknown in any other mode of administration.

Directions for the Use of Cold or Medicated Vapors of Atmospheric Temperature. — The remedies, having been previously volatilized, do not require the addition of hot water. They are inhaled cold, or of the natural temperature of the air we breathe. Pure alcohol (ninety-five per cent.) is the menstruum employed in their preparation. We usually add to the inhaler from one to two tea-spoonfuls of the inhalant each time of administration, and empty what little remains when done inhaling.

The time occupied in inhaling must depend, in a

great degree, upon the age, strength, and condition of the patient, and may vary from five to fifteen or twenty minutes; to be repeated three or four times in a day. It may be proper, under some circumstances, to entirely omit the inhalations for a few days, after which they may be again resumed as usual. From the soothing and agreeable sensations which are produced upon the painful and irritable chest, patients are not unfrequently tempted to have recourse to their inhaler too often, and sometimes are inclined to continue its use even when no longer necessary.

The process of inhaling is as simple as the act of breathing itself, and may be attended to by the most delicate and feeble, without exertion or fatigue. Any changes that may be required in the treatment are effected by simply varying the medicines introduced into the inhaler. For example, they may be rendered *stimulant*, *anodyne*, *alterative*, or *astringent*, at pleasure.

Dr. James Stewart, of New York, in his admirable treatise on diseases of the lungs, says, "I have used the vapor of alcohol with most decidedly beneficial effects in confirmed phthisis. Indeed, it has been followed by more satisfactory results than any other remedy I have employed in the treatment of this formidable disease.

"The patient," he says, "should be made to breathe alcoholic vapor from an inhaler, or the atmosphere that immediately surrounds him may be impregnated with the vapor, by swathing the upper part of the chest with a soft towel, kept moist by any alcoholic fluid found to be

most agreeable ; the natural warmth of the body being sufficient to evaporate the necessary quantity of alcohol.

“The latter is the mode,” he says, “I have adopted, when the patient is very much debilitated, and requires to be surrounded with vapor. A most hopeless case of consumption,” he continues to remark, “occurred a few years since, in a man who had previously lost two brothers with the same disease, and was treated, as the last resort, by alcoholic vapor ; perfect recovery followed, and he is now in the enjoyment of vigorous health.”

The celebrated Dr. Marshall Hall, one of the greatest pathologists of modern times, was so enthusiastic in praise of this mode of practice, that he declares that he has seen greater benefits from the persevering use of alcoholic vapors in the early stages of phthisis than from all other remedies combined. He recommends the patient to wear over the upper part of the chest several folds of cotton or linen, kept constantly wet with an alcoholic lotion, of the strength of one part of alcohol to three parts of water. This, he says, should be applied tepid at first ; afterwards of the temperature of the atmosphere. He reports several cases, as follows :—

“One patient, who consulted me fifteen years ago, had dulness on percussion and pectoriloquy, and every other sign of incipient consumption. He applied and long wore the alcoholic lotion, called it his ‘breastplate,’ and is now a professor in college.

“A lady, about thirty years of age, became affected

with hæmoptysis, and displayed the physical signs and the usual symptoms of consumption. She was enjoined to use the alcoholic lotion. It is fourteen years since it was first applied, and it is continued—or renewed, if ever suspended—to this day.

“Three months ago a young lady was brought to me having a recurrence of hæmoptysis. There were pectoriloquy and dulness on the right clavicle, cough, loss of color and of flesh. The alcoholic lotion was applied. The hæmoptysis and cough ceased. The patient went to Hastings, and every account which I have received has been one of improved health.”

Dr. Swett also alludes to the singular fact that confirmed drunkards seldom die with consumption; and of the many persons of this character whom he had occasion to examine after death, in the Dead House attached to the New York Hospital, he has rarely found the lungs of any of them in a tuberculous condition. These are facts which are certainly worthy of consideration, and upon which medical men should ponder well.

If, then, to the inhalation of simple alcoholic vapor we are indebted for such valuable and beneficial results, what may we not expect from the inhalation of an alcoholic vapor into which enter the active and curative properties of many well-known remedies belonging to the *materia medica*?

My own experience, I am happy to add, fully justifies my recommendation of this treatment, having

successfully tested it in many hundreds of cases, in which, according to all my former experience in the old modes of practice, I must have failed.

Let it not be inferred that we encourage the idea that this system of practice can be taken up with comparatively little study, and at once successfully practised by the mere novice in the profession. No system is more complicated, and requires a more thorough acquaintance with its details, a nicer discrimination, a more mature judgment, than does the treatment by inhalation. But a careful study, and a thorough investigation of its principles, will amply reward the intelligent and judicious practitioner for all the effort and pains it may cost him to unravel its mysteries, and master the minutiae of its application.

Change of Climate.—The utmost variety of opinions has been expressed as to the probable, or rather possible, beneficial effect of a change of climate upon the consumptive invalid. The common practice of sending the consumptive away to a foreign clime, without regard to his circumstances or the stage of his disease, where he is compelled to sacrifice all the comforts and conveniences of home, with no kind friend to minister to his necessities, nor cheer the lonely hours of his sleepless nights, is, to say the least, injudicious, and cannot be too severely reprobated. Says an eminent English writer on this subject, “When tuberculous matter appears in the expectoration, and when the stethoscope indicates that a

considerable portion of the lung is unfitted for respiration, a southern climate is more likely to accelerate than retard the fatal event, and diminishes the chances that remain of a final recovery."

Those who have not witnessed lingering illnesses and death-bed scenes in distant climes can form no just conception of the tide of mournful emotions which daily rush over the mind of the dying stranger on a foreign shore. Death is deprived of more than half of his terrors by the sympathies of friends, and the consciousness that our ashes shall be deposited in the land that gave us birth, near those whom in life we cherished, loved, and revered.

This may be a prejudice — perhaps a weakness ; yet it is natural, it is instructive ; and the instincts of nature can seldom be repulsed, even by the most philosophic minds. "*Expellas naturam furca tamen usque recurrit.*" But the sigh of sorrow, perhaps of regret, is not always buried in the grave of the sufferer on these occasions. The *companion*, who *counts* the tedious hours of protracted disease, and closes the eyes of the departed friend, in a foreign land, undergoes a terrible ordeal — always harrowing to the feelings, and not seldom hazardous to life ; while the surviving relatives at home are subject to the painful anxiety of suspense — sometimes to the poignant sting of remorse, for having suffered the victim of an irremediable malady to expire on a foreign shore. As evidence of the strange infatuation which frequently seizes upon the mind of the consumptive, with regard to

his hopes of relief, I will relate the case of a highly intelligent gentleman, who came under my care some time during the autumn of 1855. His lungs, on examination, proved to be in a tuberculous condition, and already far advanced in the suppurative stage. After embracing my plan of treatment, his symptoms were very much improved, and he gained both flesh and strength. Nevertheless, the idea kept constantly preying upon his mind, that if he could only enjoy the soft and balmy influences of a southern clime, and breathe its warm atmosphere, richly laden with balsamic emanations from the fir tree and the pine, a rapid recovery must be the almost inevitable result. Elated with this happy prospect, he journeyed on to this "Eldorado of health." But, alas! too soon his fondest hopes were doomed to meet with disappointment, and his bright visions, like the morning cloud and the early dew, soon passed away; and instead of reanimated vigor and returning health, the privations of a long and tedious journey, the respiration of a dusty atmosphere, together with the difficulty of obtaining suitable diet and regular hours of rest, all conspired to accelerate his symptoms; and, in a few short weeks, the poor enfeebled victim, with all his fondly-cherished hopes, sunk down and died. This is not the only instance; but thousands in a similar manner annually tear themselves away from friends and home, and seek a foreign climate, in search of health and strength, with no better success.

What, then, are the facts in regard to this matter?

The combined wisdom and skill of the best medical writers on this subject confirm the truth of the statement, that the air of the most favored resorts possesses no virtue to heal the lungs when diseased, nor yet to protect them from becoming diseased. That there is nothing curative in the atmosphere of those places to which consumptive invalids resort for health is further proved by the well-known fact, that this disease is very common among the natives of all the southern coast. At St. Augustine, Jacksonville, Tampa Bay, *one fifth of the adult population die of consumption*; and the same is true of Havana and all the West India Islands, and also of the most famous European resorts — Marseilles, Nice, Rome, Naples, and Madeira.

However much may be said of the impracticability of a change of climate, as affecting those who are already far advanced in consumption, there will always be found some, who, when health is assailed and life endangered, are willing to make any sacrifice, or try any expedient, however hazardous, with a view to ward off the terrible inflictions of this most fatal and much dreaded disease.

Heaven forbid, even amid all the improbabilities and dangers with which such a step is fraught, that I should throw the weight of a feather in the scale against the preservation, or even the prolongation, of human existence.

It will be proper for us to consider what are the circumstances and conditions most favorable to the consumptive invalid, when he is resolved upon taking

such a step. In the early stage, when the disease is limited to a small portion of one lung, and the progress of the disease has been slow, when no hereditary taint exists, and in addition to this, the patient possesses considerable energy and vigor of constitution, a residence in a tropical climate may materially improve the chances of life, or at least place the patient under a more favorable condition for treatment. If, on the other hand, the disease, *ab initio*, has advanced rapidly, and both lungs are involved, or when the tubercular deposits are very extensive in one lung, and the process of softening, or suppuration, has already commenced, when cavities exist, and the usual train of secondary complications have ensued, a change of climate can promise no possible amelioration, but in all probability will accelerate the fearful symptoms, and hasten on the fatal issue.

Patients going south should leave the north as soon as the latter part of October, or early in November, and pass the winter months in the interior of Florida, either at Jacksonville, or, perhaps, at Magnolia — a place located about midway between Jacksonville and St. Augustine, and about twenty miles from the seaboard. There is a sanitarium established at each of the above-mentioned places, for the benefit of consumptive invalids who resort thither.

The climate of East Florida is thought to be better adapted for a winter residence for invalids, with delicate lungs, than any other part of the United States.

The average temperature is about sixty degrees Fahren-

heit. There is usually very little frost in this locality, and the rain that falls is rapidly absorbed by its dry and sandy soil. As soon as the heat becomes oppressive, which is usually the case in the month of March, the patient should begin to move northward, keeping away from the sea coast.

He may do well to stop a month or two in the interior of South Carolina; then, slowly resuming his journey, reaching Richmond, Virginia, about the first of May. In no case should he return to the north until about the 20th of June. Too frequently the good effect of a whole winter's residence in the south is more than counterbalanced by too early a return. A premature exposure to the chilling blasts of the easterly winds of a New England April and May cannot fail to rekindle the elements of disease, which had become quiescent under the more genial influences of a southern climate; and the result is, that the malady runs a more rapid course to a fatal termination.

The anxiety that patients usually have to return, after a long absence from friends and home, I need not say, generally presents a strong temptation to their imprudence in this respect.

The physician who recommends indiscriminately a change of climate, without a proper regard to the condition and symptoms of his patient, to say the least, incurs a fearful responsibility.

In connection with this subject, we may mention, as a remedial means recommended to the consumptive invalid,

a temporary residence in the pine forests. Whatever benefits may have been derived from such a residence is, undoubtedly, attributable to the balsamic emanations with which the atmosphere abounds, and which the patient inhales. This, it is well known, can only be beneficial to a very limited extent; in some forms of chronic bronchitis it may prove salutary, but in the great majority of cases, it cannot afford the slightest palliation of symptoms; their stimulating effect upon the air passages would rather prove injurious. *Sugar house vapor* has also had its advocates, and been very much extolled as a remedy. That the most happy and beneficial results have been realized from constantly inhaling the "warm steam" arising in sugar manufactories, I cannot entertain a shadow of doubt; and this is owing, not to any curative properties inherent in this peculiar vapor or steam, but to the emollient and soothing power it exerts upon the inflamed mucous membrane of the air channels; subduing inflammation, and allaying irritation, in precisely the same manner as warm fomentations and poultices, when applied to inflammations on the external surface of the body.

And here again the same remark that we adverted to, in speaking of a sojourn in a pine forest, holds true. It can only be applicable in certain stages and conditions of disease. In speaking of the benefits of "warm vapors," Dr. Mudge, a celebrated English physician, remarks that, "the irritation and inflammation produced by taking a *severe cold* can be more thoroughly and quickly removed

by simply inhaling the steam of warm water, than by any other remedy, and especially if used the same day the cold is contracted. . . . I have," adds this eminent physician, "all my life, from tender lungs, had a propensity, on taking cold, to a severe cough, (which ordinarily used to harass me for three weeks, or a month, and sometimes much longer.) I was induced to make myself the first subject of experiment. The night the remedy was first used was passed without the least tendency to cough; and the next morning, by one or two gentle efforts, a small quantity of concocted matter was discharged, without the least disposition to cough afterwards. Notwithstanding which I could not be persuaded, the whole succeeding day, that the cough was radically cured, and accordingly was in expectation of its return; which, however, did not happen."

Dr. McIntosh, who has deservedly occupied a high position in the ranks of his profession, remarks, in his "Practice of Physic," that inhaling the *simple vapor* of *warm water* is highly serviceable in cases of bronchitis and croup, and affords more ease than any gargle in the sore throat, which accompanies scarlatina.

In ordinary sore throat, inflammation of the tonsils, and other affections of the air passages, dependent upon a severe cold, I have prescribed inhalations of the vapor of hot water, combined with mucilaginous infusions, and some anodyne, with the most happy effect, and with better results than by the use of any other means. And I do not entertain a doubt, but that, if in most cases

these simple measures were early resorted to, many of the severest forms of bronchitis, and other pulmonary diseases, which now prove so fatal in our climate, might be prevented.

Dr. Corrigan, one of our transatlantic brethren, a physician of much experience and ability, observes, that he "feels justified in coming to the conclusion that 'medicated inhalations' exert a most powerful influence over diseased action; and that, as it is only in this form we can administer, to act locally upon diseased tissues in the lungs, the exhibition of remedies in this manner merits the closest attention and most diligent inquiry. . . . Of the powerful influences," says this author, "which various vapors, and even changes in the air itself, as to heat, moisture, constitution of the atmosphere, &c., exercise as local agents on the lungs and air passages, there cannot be a doubt. Every day's observation shows it, every one in his own person feels it; and allowing most fully for the exaggerated encomiums of some advocates of inhalation, enough remains in the attestations of many of the greatest authorities in the profession, to forbid us to abandon this plan of treatment." In this connection, I have only room to call attention to a few of the names of those who have tested the efficacy of inhalation in diseases of the respiratory organs; such as Bennett, Scudamore, Elliotson, Gannel, Murray, Mad-dock, and Dr. Cottereau, of Paris; and of our own country, we refer to the names of Drs. Eberle, Rush, Morton, and Coxe.

Dr. Coxe, in a well-written work on "Diseases of the Respiratory Organs," remarks, "I have found medicated inhalation peculiarly applicable in many complaints of the larynx, trachea, bronchi, and lungs; and the value and efficacy really belonging to this remedial measure may, to a certain extent, be estimated from the fact, that in every case in which I have employed it, not only was the disease of many years' duration, but the long-continued trial of the various remedies generally recommended, and upon whose curative powers the most experienced of our profession almost solely depend, had proved entirely ineffectual. Dr. Coxe further remarks, "The first case in which I used inhalations was upon myself; and it may not be amiss to state, that for years I had given a fair and ample trial to all the remedies which were suggested by many of the most experienced American and French physicians, without being able to effect more than an alleviation of some of the most distressing symptoms attendant upon a chronic disease of the larynx. Even this alleviation could only be finally accomplished by abandoning the practice of my profession, and calling into requisition the advantages of a sea voyage, and a long residence in warm climates, in conjunction with such other means as were considered appropriate."

Dr. Coxe adds, "By regularly and faithfully pursuing a course of treatment by inhalation, that he succeeded in completely curing himself; and that he is, at the period of his writing, in the enjoyment of excellent health, and

enabled to attend to the duties of an active life." Dr. Coxe also refers to many other cases of asthma, bronchitis, and consumption which he cured by inhalation.

Among the latter is a physician of extensive experience, now practising in the city of New York.

Dr. Coxe continues by saying, "The fact of the curative powers of medicated inhalations I now consider well established; and those who, laboring under any diseases of the respiratory organs, are generally made to depend upon the uncertain effects of sea voyages and change of climate, however inconvenient such measures may be, for a probable restoration to health, after a long-continued, though most frequently inefficacious treatment, have certainly a right to require from their medical advisers that the efficacy of medicated inhalations should be faithfully and fairly tried in their case."

We next quote, from Dr. Eberle's work on "Therapeutics," the following language: "The inhalations of aeriform fluids may be employed to great advantage in the treatment of pulmonary diseases; for by this method we are enabled to make direct impressions upon the respiratory organs—a circumstance which experience has shown to be of the highest importance in many diseases to which these organs are liable."

Dr. Rush, whose name is indelibly engraven upon the page of medical history, remarks, in his work on "Diseases of the Chest," in reference to inhalation, that, "too much cannot be said in favor of this simple system of conveying remedies. I have frequently seen patients

snatched from the jaws of death by it. Whether all the beneficial effects that may be justly considered possible to result from the use of the inhaler, either as a preventive or curative agent, will be realized, must be determined by future observation ; but it is to be hoped that the general want of success which attends the present mode of treating pulmonic diseases will induce medical men to give a fair and full trial to a remedial measure which appears so well calculated to effect a great amount of good."

The following observations, addressed to the profession by Dr. George Bartlett, of this city, and published in the "Boston Medical and Surgical Journal," are worthy of careful perusal :—

"How much therapeutic importance the profession in general concedes to local treatment of disturbed action in the throat, is only a matter of inference. Probably it sustains but a feeble reputation, and it will continue to do so, not so much from unsoundness in its claims, as a want of perseverance in gaining knowledge from experience. . . . An important consideration to be borne in mind is the circumstance that it is not an exclusive course, and by no means implies an abandonment of any general or constitutional treatment that may be thought judicious. The question, however, may be fairly put, whether, if either mode be relied on singly, this fails so often as the ordinary routine of internal remedies ? All must remember cases of obstinate cough, hoarseness, loss of voice, et cætera, that have resisted counter irritation

and constitutional treatment, to the sore discouragement of patient and physician. So accustomed are practitioners, under these circumstances, to the *via trita*—not always the *via tuta*—that if they diverge occasionally, they are apt not to follow a new path to the end; and hence, perhaps, the indifference to topical medication. . . . This indifference is not justified if we adopt the numerical system of comparison, and do not act from discouraging impressions left by fatal terminations, which must happen under any and all modes of management. These impressions, too, are much lightened by taking into consideration the comfort and relief given, even in fatal cases; to which are to be added the instances in which topical medication of the passages delays, where it does not ultimately avert, development of tubercular disease.

“There are many instances, also, of acute disturbance of function in the respiratory passages, unaccompanied with organic change, which well reward the application of local remedies. Some of these are very trivial in their character, and some very grave. Why should not these be treated as if they were on the external surface? If the eye, the nose, or any other external organ on the surface of the body be the seat of the disorder, and we can see any physical change that may cause or continue the evil, we do not keep our hands off, and allow disorganization, perhaps, to go on, while the patient is swallowing drugs. To be consistent, the same local remedies should be applied to the earliest indications of physical

change in the throat. With a little painstaking these may readily be brought in sight in very many instances; and in all, the eye and the ear are pretty sure guides for discovering their presence. Remembering that nicety in function in any organ does not necessarily imply intolerance of interference when that function is disturbed, and that experience has shown that the animal sensibility of the respiratory passages is not very exalted, why is not topical medication as appropriate practice on one surface as another?

“Among the many indispensable requisites for success in the treatment under consideration, is a long perseverance, on the part of both patient and physician; to which should be joined, on the part of the latter, a ready familiarity with a large number of different remedial substances. By too general consent, nitrate of silver has almost exclusively been relied upon; while, in addition to the already well-known escharotics, alteratives and narcotics, modern chemistry has furnished us with many new agents of nearly untried efficacy in surgical practice.

“Looked at from simply the practical point of view, the following deductions seem to be justified by our present state of knowledge:—

“1. That no good reason can be given why disease of the respiratory passages, manifest to the eye, should not be treated on the same principles as analogous morbid changes on the external surface.

“2. That disease in these passages is not rare, but

frequent, and is as often the cause as it is the consequence of tuberculous development.

“3. That the benefit of topical treatment is by no means confined to chronic cases, acute affections yielding to it more promptly and surely than to any other.

“4. That cough, hoarseness, loss of voice, &c., whether accompanied with incurable disease of the lungs or not, should be treated topically; if not with the expectation of saving life, at least of prolonging it, and with a certainty of diminishing suffering.”

Dr. Cottureau, an eminent and accomplished European physician, adduces many cases of the worst and most inveterate form of consumption, which were cured by the use of inhalation, and that, too, “when the hereditary disposition, the conformation, the nature and succession of the symptoms, all concurred to prove the existence of the disease.” He relates one instance of recovery from extensive pulmonary disease, where the patient died many years afterwards from a totally different complaint, (inflammation of the bowels;) and, upon making a *post mortem* examination, with Drs. Parmentier and Caignon, the lung which had been diseased was examined, and found to be perfectly healed, and to be composed of a hard, compact, fibrous tissue, of a slate color, marbled with white and gray, impermeable to air, and not traversed by any subdivision of bronchi. The rest of the lung was quite free from disease. Here we have the most positive and indisputable evidence of the curability of consumption by inhalation, even in advanced stages of

the disease ; the progress of the disease having been carefully watched from day to day, and every perceptible symptom noted with the most scrupulous care ; and to remove all doubt, indications of organic lesion were revealed on dissection.

“ We thus see,” Dr. Cottureau adds, “ that consumption has existed, and after having conducted the patient to the verge of the tomb, has been combated with success.”

The testimony above referred to is not based upon a mere hypothesis, but has been the result of years of careful observation and experience, and is supported by as clear and incontrovertible evidence as any fact in medicine is capable of being demonstrated. Sir Charles Scudamore, M. D., a name well known to the profession, also remarks, “ Experience has amply justified my recommendation of this treatment, and I have had the happiness of succeeding in very numerous cases, in which, according to all my former experience with the old methods of practice, I must have failed.” With an experience of fourteen years in this mode of practice, he tells us, in speaking of certain inhalants, “ although medicines of great delicacy and power, my convictions of their most perfect safety have not been shaken by a single untoward instance.”

Sir James Murray, of Dublin, says of inhalation, “ I can with safety assert, that it will sometimes heal if early applied ; and it will give rest, repose, and relief, in cases where it is impossible to cure.”

I also quote from a treatise written as late as 1853, by Dr. James Turnbull, physician to the Liverpool Infirmary, in the following language: "When volatile remedies are inhaled, they must produce, beside the general effect resulting from absorption, a local action upon the mucous membrane and its secretions; hence we should expect them to exert an influence in bronchitis. This would also lead us to expect that inhalation would prove beneficial in spasmodic asthma—a deduction which is fully confirmed by experience." Again he says, "There are a great variety of volatile substances, capable of being used for inhalation, that have never been tried at all." He accounts for the limited knowledge which is possessed on the subject of inhaled remedies, on the principle "that many who used inhalations prescribed them without any well-defined object beyond their soothing effects."

We make the following extracts on inhalation from an article published by Dr. Beigel, in a recent number of the "London Lancet:"—

"In every well-managed hospital, and particularly in hospitals destined for the reception of patients suffering from diseases of the organs of respiration, an inhalation room should not be missing; otherwise such an institution will want those appliances which have proved of the utmost benefit in the cure of such patients. . . . Inhalations form a real specific in certain cases of hæmoptysis; in cough, which is the result of eccentric irritation of the larynx or trachea; in hoarseness and aphonia, as consequences of acute or chronic inflammation of the mucous

membrane of the larynx. The cure is sometimes effected with amazing rapidity, after many other medicaments have been applied without effect. Generally speaking, every chemical substance which is soluble can be vaporized. The largest number of remedies contained in the *materia medica* can therefore be used for the local therapy of the respiratory organs. But it must be borne in mind, that besides the local effect, the medicaments are much more readily absorbed through the mucous membrane than they are by internal applications — a fact which must be taken into consideration when the dose is decided on."

He reports several cases of laryngitis, hæmoptysis, and diseases of the throat, treated with complete success by inhalations. Among some of the remedies he has found useful in diseases of the respiratory organs, the following are mentioned: Nitrate of silver, nitrate of aluminum, tannin, alum, sesqui-chloride of iron, acetate of lead, sulphate of zinc, chloride of sodium, the salts of iodine, bromine, chlorine, and Fowler's solution of arsenic. And of the anodynes, the preparations of opium, *cannabis indica*, *conium*, *belladonna*, and *hyoscyamus*.

Such, then, are the recorded observation and experience of some of the brightest lights in the profession.

With such an array of evidence before us, who shall say that inhalation, founded as it is upon the eternal rock of truth, is not destined to work out an entire revolution in the treatment of a class of diseases, which, more than any other, have carried death alike to the princely palace and humble cottage?

The treatment by inhalation is at all times safe, and unattended with the least unpleasantness or inconvenience; and while we convey our remedies into the lungs, in the most direct manner, we avoid all the unnecessary and disastrous consequences so frequently resulting from the unnecessary action of drugs upon the stomach. The whole tendency of this method of treatment, instead of weakening and debilitating, as under the ordinary modes, is to invigorate, give tone, and impart new life and energy to every part of the system. These results, it is well known, must first be accomplished before any thing satisfactory can be attained in a tuberculous condition of the system.

That drugs administered by the stomach exert no chemical or dissolving action whatever upon tubercles in the lungs, and consequently no curative power over tubercular consumption, is evident from the universal fatality which attends this mode of treatment. Every day's experience confirms us in the belief that while they exert no salutary action upon the lungs, they only serve to impair and weaken the functions of the digestive organs, and exhaust the vital powers of the system, upon which our only hope of returning health depends. Persons are induced to swallow bottle after bottle of filthy trash, without once inquiring into the character of its author, in the delusive hope that somehow they shall regain their health. Meanwhile the disease makes more fearful strides towards a fatal termination. Too much cannot be said against the injurious tendencies of our age, as affecting this gigantic evil.

It is my solemn conviction that thousands of precious lives are annually sacrificed by the almost universal resort to those disgusting *nostrums* and *panaceas* which are daily palmed off upon the public in the shape of *pills*, *powders*, *cough-syrups*, and *balsams*, for the cure of "colds and coughs."

Nothing can be more absurd, no folly can be more supremely ridiculous, than the idea of supposing that any of these highly-extolled *nostrums* can be adequate to the prevention and cure of a whole catalogue of diseases, however opposite or discordant in their nature. And if, perchance, a random shot has at any time effected its desired execution, yet who, in his right mind, can be found willing to trust his life to such fortuitous incidents?

For if, in one state of the disease the remedy is well adapted, in another it must of necessity prove highly injurious.

And, while tampering with these health-destroying and villanous compounds, under a firm conviction of their infallibility, the precious moment, the only favorable opportunity for effecting a cure, is too frequently lost. The most of these compounds contain that well-known drug opium, in some form, which only serves to disguise the symptoms; and thus the patient is flattered into the belief that he is growing better, when, alas! his symptoms point unequivocally to a speedy dissolution.

Much as has been said of the evils resulting from the excessive use of drugs, let it not be supposed, for a moment, that we wish to discard altogether the use of

remedies administered by the stomach ; we have too frequently seen the beneficial results of medicines taken by the stomach, with a view to elevate and improve the general tone of the system, to undervalue their importance.

Recent discoveries in pharmaceutical chemistry have added numerous important remedies to our list of medical agents, which are valuable auxiliaries to the treatment by inhalation. Among the most important we regard the iodide of lime, first introduced to the profession, several years since, by Dr. Puddock, of London. We have employed in our own practice, with much satisfaction, that prepared by James R. Nichols, a well-known chemist of this city. As an alterative and restorative agent in scrofula and tuberculosis, we are able to bear the most ample testimony in its favor ; indeed, we regard it one of the most valuable remedial agents of its kind yet adopted in the treatment of this class of diseases.

The advantages of this preparation over the other iodides so much in use are : First, that a fractional part of a grain of iodine, in the form of iodide of lime, produces the same alterative power, and greater certainty of results, than ten grains when combined with potassium. Again, it is well known by every practical physician, that iodide of potassium, when administered in full doses, often fails in producing the desired result, for the reason that the greater portion speedily passes off by the kidneys, and is wasted through the excretory organs.

The iodide of lime is free from all unpleasantness of taste ; and, from the minuteness of the dose, its gentle and efficient action upon the system, and its compatibility

with various forms of iron and other valuable tonics, it is a remedy of great value in phthisis, and all forms of scrofulous degeneracy, where the constitutional effects of iodine are indicated.

The bromide of potassium also deserves a high rank among our list of remedial agents in laryngeal and throat diseases. In addition to its well-known alterative action upon the system, it possesses the remarkable power of soothing the irritation of the mucous membrane, and allays that nervous, spasmodic cough, so common in these affections. It is also a remedy of the highest importance in inhalation practice, and when employed in this way, acts with greater promptness and energy, and is attended with more satisfactory results in diseases of the respiratory organs, particularly those belonging to asthma and nervous affections of the larynx.

The combinations of iron most beneficial in this class of diseases are the protoxide, pyrophosphate, and iodide of iron ; and these, in order to attain their full therapeutic effect, should be administered in small doses, and continued for a long period. Large doses cannot be assimilated, and instead of the system acquiring strength from its use, it is weakened in efforts to reject it. Observation and experience justify the conclusion, that one grain in the form of a proto salt produces more decided and well-marked results than twenty grains of the old sesqui-oxide or carbonate. In phthisical subjects, where there is an anæmic condition of the system, and a deficiency of the red globules in the blood, these preparations of iron are valuable aids to the inhalation treatment.

CHAPTER XII.

CASES DEMONSTRATING THE CURATIVE POWER OF MEDICATED INHALATIONS IN CONSUMPTION AND OTHER DISEASES OF THE RESPIRATORY ORGANS.

WE shall commence by introducing to the reader a communication from H. B., of Fall River, Massachusetts; a gentleman of intelligence, and in every way worthy of the highest confidence.

It is proper to state that Mr. B. continues in good health, and he is therefore a living monument of the superior efficacy and value of this mode of treatment.

CASE I. — *Consumption.*

To the Editors of the Olive Branch. — Dear Sirs : Permit me, through the columns of your valuable paper, to offer a few remarks illustrative of the beneficial and successful results of medicated inhalation in the treatment of consumption.

In the early part of the month of March last, I had a very severe and distressing cough, of several years' standing. I expectorated daily a large amount of greenish, yellow-colored matter, occasionally streaked with blood.

I had a severe pain and a sense of weight or oppression on my right lung, which was very much aggravated on lying down, so that I got but little rest at night. I suffered greatly from shortness of breath on walking fast, or on making the slightest exertion. My strength gradually failed, I became very feeble indeed, followed with emaciation and night sweats. I was also afflicted with a catarrhal affection, which had almost entirely destroyed the sensation of smell, my nostrils being so much obstructed as to breathe with difficulty through the nose.

Now, under these circumstances, having tried almost every thing that promised any relief, and receiving but little if any encouragement from my physician at home, I was induced, as a dernier resort, through the advice of a friend, to consult Dr. Dillenback, of Boston; and after a careful and thorough examination of my lungs, the doctor pronounced them to be in a state of ulceration, the right lung having a considerable cavity. This opinion fully confirmed my own apprehension, for I could distinctly hear the rattling in the upper part of my lung at almost every breath.

This was my condition, as nearly as I can describe it, when I commenced the treatment, under Dr. Dillenback, of inhaling or breathing cold medicated vapor. The effect of this treatment from the first was truly surprising; the soothing and agreeable effects of the vapor gave me almost instant relief—my cough gradually subsiding, the expectoration becoming free and easy, while my breath-

ing improved, and the pain and oppression of the chest left me.

In four days from the commencement of this treatment, I was able to lie down and sleep comfortably all night. I commenced my treatment by inhaling about two tea spoonfuls of the vapor from a small sized glass inhaler to which is attached an elastic tube and glass mouth-piece. I was directed to inhale four or five times during the day, and to continue from five to ten minutes each time. In addition to this, with a view to reach my catarrhal difficulty, the doctor showered my nasal passage with a small silver syringe, adapted to that purpose. By this means my catarrhal difficulty has been so much relieved that I can now smell and breathe through my nose; my cough has left me, and my health and strength have proportionally improved. And believing that I owe to inhalation, as employed by Dr. Dillenback, not only my present good health, but in all probability my life itself, I could no longer remain silent, nor refrain from bringing before the public a knowledge of these facts, in the hope that others similarly afflicted, by a timely resort to this treatment, may experience the same delightful and happy effects.

Very respectfully, your obedient servant,

H. B.

FALL RIVER, *Massachusetts*, October 9, 1855.

Remarks.—The gentleman above alluded to was by occupation a merchant, and about fifty years of age; his confinement and close attention to business, together with the cares and anxieties incident to the same, very much served to aggravate his symptoms.

On making a careful examination of the chest by means of the stethoscope, I found well-marked symptoms of *pectoriloxxy*, *cavernous respiration*, and a *gurgling*, *mucous râle*, over the superior portion of the right lung, indicating the existence of a cavity and ulceration of the part. Though he was able, for the most of the time, to be about, his cough was extremely harassing, and giving him but little rest by night or day. His expectoration was profuse and of a puriform character. In this condition, I subjected him to the following course of treatment: directed him to lay aside all drugs, patent medicines, &c.; ordered entire abstinence from business, daily exercise in the open air, as much as his strength would allow, a generous and nourishing diet, and the free use of London porter, as a stimulant, to be drank daily. I also enjoined upon him the necessity of sponging the entire surface of his body with equal parts of alcohol and water, every morning, to be followed by rubbing briskly with a coarse linen or crash, until a fine glow shall have been produced upon the surface, and reaction fully have taken place.

Medicated inhalations were prescribed, composed of the following articles:—

Alcohol.

Chloric ether.

Essential oil of bitter almonds.

Balsam Tolu.

Gum camphor.

Nitric acid.

The patient was directed to inhale this preparation from five to ten minutes, at intervals of from four to six hours. I also prescribed a lotion of nitro-muriatic acid, to be applied to the chest daily, using friction freely after each application.

In addition to this, he was recommended to wear a respirator or coarse cloth upon the chest, saturated with alcohol and water, day and night. And thus the patient was constantly surrounded with the vapor of alcohol, of which he inhaled or breathed every moment. This course of treatment was faithfully and perseveringly carried out by the patient as above described, with the exception of such alterations and changes in the composition of the vapor as the symptoms and the condition of the patient from time to time indicated.

As the morbid character of the expectoration became changed, and was gradually converted into a healthy mucus, the nitric acid was discontinued, and the vapor rendered somewhat astringent, by the substitution of tannic acid. And thus the expectoration, which was profuse, rapidly diminished in quantity and improved in quality ; while the constitutional energies, and the powers of the system, were gradually elevated to their healthy and natural standard.

And certainly no better evidence can be wanting of the

value of this mode of treatment than the fact of the patient's full and complete restoration to health.

It is proper to state, that all these beneficial results were attained without the use of drugs administered by the stomach.

In a letter, received from this gentleman a few weeks since, he informed me that his health still continues good ; and, to use his own language, he says, " I feel as if I were growing young again."

The origin of this disease, which finally became so formidable, can be clearly and distinctly traced to a chronic catarrhal affection. The symptoms of what is usually termed a " slight cold," or catarrhal affection, are too apt to be disregarded, and deemed unworthy of our attention. Thousands annually fall victims to bronchial and pulmonary diseases, consequent upon a neglected cold or cough.

CASE II. — *Consumption.*

C. W. B., aged thirty, a highly respectable merchant, residing in Boston, Massachusetts, came under my care on the 5th day of March, 1856.

His appearance was very unfavorable, his health having been on the decline about six months. The history and symptoms of his case were such as to leave no doubt in my mind of its being a genuine case of phthisis, (consumption,) which opinion was further confirmed by a careful stethoscopic examination ; as I found the superior lobe of the left lung in a tuberculous condition, the

tubercles being already in the process of softening, or suppuration.

He expectorated daily large quantities of matter, of a greenish-yellow appearance, attended with a distressing cough, and the most profuse and debilitating night sweats. At the time he applied to me, he was incapable of undergoing the least bodily exertion without extreme fatigue and exhaustion, and very soon was obliged to entirely relinquish business. I should remark that the action of the diseased lung was, in a very great degree, suspended; in consequence of which that portion of the chest was very much flattened, or depressed.

For about ten weeks he was confined to his room, and during a portion of this time, such was his extreme debility and physical exhaustion, that he was scarcely able to walk from his chair to his bed.

The treatment adopted in this case was the inhalation of a vapor composed of alcohol, nitric acid, creosote, benzoic acid, camphor, essential oil of bitter almonds, and fusel oil. The use of this vapor was continued, with some slight modifications or changes, for about twenty days. Under this plan of treatment the character of the secretions improved, though the expectoration was somewhat increased in quantity. With a view to lessen the amount of expectoration, the nitric acid was omitted, and instead of it, added the tincture of tolu and tannic acid. From this time the improvement of all the symptoms became more manifest. But as the patient was unable to exercise in the open air, his improvement was less rapid.

With a view to arouse and augment the vital forces, sponging the entire surface of the body with dilute alcohol and a small proportion of ammonia was faithfully attended to every day. A nourishing and supporting diet, with the moderate use of some stimulant, and such other means as were calculated to subdue the nervous irritability and constitutional derangement, which are always, in a greater or less degree, attendant upon this disease, were resorted to. No patient was ever more faithful in the use of the means placed in his hands for recovery; and as a reward for his perseverance, his cough gradually diminished, the night sweats ceased, appetite improved, respiration became easy and natural, and at the end of four months every morbid sign had disappeared from the lungs, and his usual health and energies were completely reëstablished; since which time he has been able to pursue his business without interruption.

Moreover, it may not be uninteresting for the reader to know, that since his recovery he has made application and received a policy of insurance upon his life.

But, however extensively applicable and well adapted these remedies may be in a large proportion of tuberculous cases, it should be borne in mind, that the treatment requires to be varied, and materially modified, from the peculiarities of individuals and the circumstances which may take place during its employment. A heedless perseverance in the use of any remedy or set of remedies, however powerfully curative, if not judiciously administered, will often create more mischief, and

produce more suffering, than the disease which has been attempted to be relieved.

The symptoms of pulmonary diseases are so varied, and so dissimilar in their nature, that their treatment cannot be made a simple matter of prescription. Every scientific physician, of ample experience, knows full well how often his judgment and skill have been severely taxed in adapting his treatment to meet the various indications and conditions of his patients.

CASE III. — *Chronic Catarrh, complicated with Asthma.*

The following communication, addressed to me, affords a striking instance where chronic catarrh, from being left to itself, has extended downwards, affecting the mucous membrane of the throat and air passages, and finally terminating in spasmodic asthma.

Dr. Dillenback. Dear Sir: Believing that the following facts will be of interest to many of the afflicted, who, like me, have sought in vain, through months and years, for relief from a most distressing and disagreeable malady, I am induced to place at your disposal, for publication or otherwise, as you may think proper, a brief sketch of my own case, and the benefits I have received from your treatment. I have been for eight years past suffering from chronic catarrh and asthma, caused by frequent and protracted colds in my head. It commenced with inflammation of and copious discharges from my eyes

and nose, of a thin, scalding, watery secretion, with an inflammation and tickling sensation in my throat and ears, accompanied with difficulty of breathing on the slightest exertion or exercise ; in addition to this I had a dry cough, with a wheezing sound at every inspiration of the breath. This stage of the disease usually lasted me from one week to three. During this time the passage through the nose appeared to be very much swollen, so as to be almost entirely closed up, and I could not breathe through the nose, taste, nor smell ; and this was followed by a profuse discharge of thick, dark-colored matter, of a very offensive odor, and after a few weeks gradually growing thinner and lighter colored, and then commencing again like a fresh cold, and passing through the above-named changes ; so that I can say I have been hardly free from one or another of the different stages of this disease during this time. My head was always more diseased in winter than during the summer months, though I have had more severe attacks of asthma in warm weather than in cold. For the past six weeks, I am happy to say, I have enjoyed better health than I have for the last eight years. I have not only enjoyed a perfect exemption from asthma, with one slight exception, (which was caused by taking a severe cold,) but I can now taste, smell, and breathe through my nose as well as ever I could.

I would remark that I was under Dr. Dillenback's care and medical treatment about six months ; and I say it with pleasure and profound gratitude, that I owe my present

improved state of health entirely to his treatment ; and, furthermore, let me add, I have the most perfect confidence in this mode of treatment for the cure of catarrh, asthmatic and throat difficulties, not only from my own case, but from the equally successful results of many others, who were, during this time, under his care.

MRS. A. M. B.

UNION, *Maine*.

Remarks. — The writer of the above correspondence is a married lady, about twenty-four years of age, and came under my care on the 31st day of October, 1855. As she has so well described her symptoms, it will only be necessary to make a few additional remarks. I found this lady, as might be expected, with her general health considerably impaired — the mucous membrane lining the throat studded with enlarged or diseased follicles, and in a highly inflamed condition ; the epiglottis could be seen projecting above the back or root of the tongue, and its investing membrane appearing red and vascular. There was also more or less hoarseness and indistinctness of the voice, accompanied with cough and expectoration ; and superadded to these symptoms were those of spasmodic attacks of asthma.

All this was the result — it is perfectly plain and easy to understand — of the muco-purulent matter dropping down from the posterior nares upon the epiglottis, and thus communicating its irritating and poisonous properties to the pipes communicating with the lungs.

Had this cause of irritation been suffered to go on a

few months more, there can be but little doubt that some organic lesion of the lungs would have been developed, which ultimately must have proved fatal. The treatment consisted in the use of topical remedies — showering the throat and laryngeal cavity with the nitro-argentine solution; applications being made to the nasal passages with a silver showering syringe, about three times a week. The patient was also directed to inhale a medicated vapor, composed of the following articles; viz., alcohol, chloric ether, nitric acid, balsam copaiba, gum camphor, tincture of sanguinaria, and oil of bitter almonds. Under this course of treatment, in a few days the patient's improvement was decidedly manifest. Her cough and expectoration, as well as the discharges from the nasal passages, were very much diminished; breathing, which at times was extremely short and difficult, became more natural, while the asthmatic symptoms were becoming less and less frequent. At the end of two months the topical applications were discontinued, all evidences of diseased action about the throat having disappeared. But the patient was required to continue the use of inhalations, with some slight alterations as to time and quantity, for several months longer.

And I am gratified in being able to say, that the most perfect recovery followed, and that the patient has remained in good health up to the present time.

CASE IV. — *Consumption, attended with Bleeding at the Lungs.*

G. S. H., twenty-four years of age, residing at Ashland, Massachusetts, consulted me December 5, 1855. He stated to me that he was attacked with hemorrhage from the lungs about the first of the month, at which time he bled in all about one quart. He was very much reduced in strength and emaciated in appearance, attended with a distressing cough and a copious expectoration of a purulent character. His strength failed so rapidly that he was obliged to give up business, being engaged in the manufacture of boots and shoes.

The examination of his chest with a stethoscope pointed unequivocally to a tuberculous condition of the lungs, as the origin and sole cause of the difficulty. His breathing was quick, respiratory murmur feeble and indistinct; and on percussion I found a dull sound over the left subclavicular region.

His former medical attendant gave it as his opinion that he would probably not live more than three months, and regarded his case a hopeless one.

In the case of this young man, I ordered a mild and nutritious diet, with cold applications of dilute alcohol upon the chest. Prescribed inhalations, composed largely of oleum terebinthinæ, in combination with hydrocyanic and nitric acid, occasionally employing astringent vapors, composed of tannic acid and creosote.

By these means the more urgent symptoms were speedily removed ; respiration, which was hurried and difficult, became easy and natural ; cough gradually diminished, and expectoration ceased ; resulting from these improved symptoms, his appetite increased, and in about six weeks from the time he came under my care, every untoward symptom had disappeared, the patient having gained seventeen pounds in weight ; and since which time, to use his own language, “ he has been able to perform as much labor as at any former period of his life.”

Remarks. — It is a fact worthy of notice, that in cases similar to that above alluded to, the vital forces of the system are exceedingly weak, having been lowered by the excessive drain of the life-dispensing stream from the lungs. Who does not know that the old routine which, under these circumstances, with a view to relieve the symptoms, would, perhaps, have consisted in the further abstraction of blood from the arm, and in having recourse to other measures no less debilitating in their effects, such as antimonial or croton oil sores, covering a large portion of the chest, and perhaps a seton, — a running sore in the side, — can only serve to increase the sufferings of the poor unfortunate victim, and render doubly miserable the few remaining days of his existence ?

CASE V. — *Chronic Bronchitis, with Elongation of the Uvula.*

Mr. J. B., of Boston, Massachusetts, aged sixty, called at my office, January 31, 1856, with a view to consult me in relation to a chronic cough, with which he had been afflicted for many years, and for the relief of which he had tried most of the ordinary remedies, and consulted several of the best physicians in the city without any apparent benefit.

His case presented the following symptoms: pallor of the countenance, with debility and loss of flesh. On inspecting his throat, I found the uvula enormously elongated and enlarged, — though this had escaped the attention of his former physician, — a distressing spasmodic cough, coming on at intervals during the day, and continuing from five to ten minutes each time, and with such severity as almost to produce strangulation. During the summer months his symptoms usually abated, but became aggravated on the approach of autumn and during the cold season, and were seldom relieved by any medication whatever, until the return of warm weather. The physical signs were the mucous rattle over various parts of the chest, with slight crepitation; but there were no decided indications of organic lesions of any part of the lungs. His expectoration was often extremely difficult, profuse, and of a muco-purulent and somewhat fibrinous character.

The first thing to be attended to, in the treatment of this case, was the removal of the diseased and elongated uvula. I then directed warm inhalations, composed of iodine, hydriodate of potash, the inspissated juices of conium, belladonna, and lactuca: these remedies soon produced a very soothing and agreeable effect upon the inflamed mucous membrane; changing the character of the secretions, and materially modifying the condition of the cough. I also recommended the use of Jamaica rum as a stimulant, and a generous and nutritious diet, with as much exercise in the open air as his strength would permit. So surprising was the effect of this treatment from the first, that the patient was enabled to lie down and sleep comfortably all night, which he had not been able to do in several months before.

Upon the third day after the employment of these remedies, the patient called at my office, and informed me that his paroxysms of coughing were greatly relieved, and that he felt "like a new man;" he was now able to rest well at night, and felt refreshed in the morning. This course was pursued some ten or twelve days, when I put him upon the use of a warm vapor, composed of balsam Tolu, balsam copaiba, ipecac, hydrocyanic acid, conium, and lactuca. Under these measures the patient continued to improve rapidly; and at the end of twenty days his cough was cured, and there seemed to be a decided change in his appearance, as well as an improvement in all the functions of the system.

This gentleman called on me a few weeks since, and

informed me that he had never suffered from a relapse of his former malady, and that all his constitutional powers continued very much improved.

Remarks. — Cases of this kind fall under my observation almost daily, and I have scarcely ever known an instance in which this plan of treatment, modified and changed to suit the various conditions of the patient, has failed to relieve the symptoms, and to be followed by the most beneficial results.

By the soothing effect of these warm vapors upon the exhalant vessels of the mucous membrane, the irritation consequent upon sore throat, inflammation of the tonsils, and other affections of the air passages, can be speedily subdued ; and thus one of the most common and exciting causes of consumption may be effectually prevented. These warm vapors act upon the same principle that warm fomentations do when applied to the surface of the body, and hence are better adapted to all cases where any considerable degree of inflammatory action is present, either in the lungs themselves, or their mucous surfaces, than cold vapor, or those administered of the natural temperature of the air. The temperature of the vapor, its character, and its peculiar mode of administration, however, can only be safely determined by the wisdom and skill of the scientific and experienced physician.

“ I am thoroughly convinced,” says that distinguished English physician, Sir Charles Scudamore, “ that in proportion as inhalation in tubercular consumption and chronic bronchitis is more used, and really understood

and done justice to, so will its high value become known, and its good name be established.”

CASE VI. — *Asthma, attended with Ulceration.*

The following strong proof of the curability of asthma by inhalation was communicated and published in the Boston Traveller :—

Editors of the Boston Traveller. — Gentlemen : Allow me, through the columns of your excellent paper, to say a few words in regard to the treatment of inhalation, as practised by Dr. Dillenback, in asthmatic and lung difficulties.

I have been a sufferer from that most distressing of human maladies, asthma, for many years. For many weeks in succession I have not been able to lie down, but have been obliged to pass the weary hours of night in my chair, getting little or no rest. I had also a very distressing cough — coming on from time to time in such severe paroxysms as almost entirely to stop my breath. My difficulty of breathing has sometimes been such, that if I had been in possession of the wealth of the Indies, I would have freely given it all for a few moments of relief. As is usual, under such circumstances, I tried all the ordinary means — patent medicines, &c. ; but my disease seemed to be growing worse daily, my paroxysms of asthma becoming more and more frequent. As my last and only hope, I sought the advice of Dr. Dillenback,

of this city, under whose direction I have employed medicated inhalations (from an apparatus constructed for that purpose) from three to four times a day, which I am happy to say had the effect to relieve me at once. Before I had inhaled half a dozen times, I could breathe more freely. I can now lie down and sleep comfortably all night, and feel confident that, by continuing its use, I shall be fully restored to my ordinary health. I cannot be sufficiently grateful for the comfort and relief I have experienced, under a kind Providence, by this mode of treatment. And I feel that I am performing but a Christian duty in presenting the public with a history of my own case, in the hope that others, similarly afflicted, may experience the same wonderful and truly beneficial results.

Yours, truly,

T. F. M.

SHAWMUT AVENUE, BOSTON, *February 8, 1856.*

Remarks. — The author of the above communication was a gentleman sixty-five years of age, and by occupation a stone-cutter. On examination, I found an elongation of the uvula, an ulcerous condition of the throat; and from a constant tendency to hoarseness and irritation of the larynx, I came to the conclusion that this ulceration had extended to the vocal ligaments. On careful examination with the stethoscope, I found the usual symptoms of bronchitis, and evidences of enlargement of the air tubes; but no organic lesion of the pulmonary tissue had taken place. The uvula was removed, and the

fauces and pharyngeal membrane were freely showered with a strong solution of argenti nitratis. These applications were repeated twice or three times a week, and occasionally applications were also made to the laryngeal cavity.

At the same time, the patient was ordered to inhale a vapor composed of chloric ether, ipecacuanha, and balsam Tolu, observing the usual physical course, with a view to invigorate and augment the powers of the system.

Under this plan of treatment, the irritation of the bronchial tubes was readily removed, and all spasmodic action overcome ; and by the dislodgement of the morbid secretions obstructing the bronchi, the oppression and difficulty of breathing also passed away. From the strong habit the disease had acquired in the system, and considering his age, there will, probably, always be more or less tendency to a recurrence of the difficulty.

It is necessary, in all long-standing cases of asthma, that the treatment should be persevered in for a long time, occasionally suspending its use, and then returning to its employment, as before. It is by faithfully pursuing this course only, that we can hope to overcome so inveterate a malady. Of all the diseases to which the lungs are liable, there is none, perhaps, which more speedily yields to the action of inhaled remedies than spasmodic asthma. Especially true is this in all cases where disorganization of the bronchial tubes and air cells have not already taken place. After these symptoms

have supervened, a temporary relief is all that we can hope to obtain.

CASE VII. — *Chronic Laryngitis.*

One of the principal female teachers of the Bigelow School, South Boston, consulted me on the 5th day of June, 1856, for an affection of the larynx and throat, under which she had been laboring for a considerable length of time. The difficulty at length became so serious that she could scarcely speak above a whisper, amounting to almost a complete state of aphonia, or loss of voice ; in consequence of which she was obliged to resign her situation as teacher, for the time being, "not knowing," as she remarked, "but that it would be forever."

As is usual, under the old routine of practice, she had had her throat sponged at different times with nitrate of silver, and had made use of various other remedies prescribed by her physicians, without any apparent relief. When she came under my care, her throat and fauces were very much inflamed ; evidently there existed considerable congestion, and a thickened state of the mucous membrane surrounding the larynx and glottis.

I prescribed *warm inhalations*, composed of conium, ipecac, and lactuca, which had the effect, in a few days, to relieve all the inflammatory symptoms. These remedies were continued for about ten or twelve days, when her respiration was very much improved, and her voice

stronger. I then directed her to inhale a *cold vapor*, composed of alcohol, tincture sanguinaria, Tolu, and camphor ; under these measures her symptoms continued to improve, and at the end of twenty days she had so far recovered as to be able to converse freely with her friends.

At this stage of the disease, with a view to improve her general health, I recommended a tour into the country ; and I take pleasure to say that she returned with improved health and bodily vigor, and resumed her former duties as teacher. I have a number of cases under my care at the present time, in different stages of the same disease, who are improving rapidly under the use of inhaled remedies, and without the application of caustics.

CASE VIII. — *Laryngitis, or Clergyman's Sore Throat, with Loss of Voice.*

Miss M. C., a young lady of healthy parentage, aged nineteen years, residing at Malden, Massachusetts, came under my care on the 30th of October, 1856.

She had been laboring under a chronic laryngeal affection for about a year and a half. Her symptoms were as follows : —

Great debility, loss of voice, tenderness on pressure over the lower part of the larynx, attended with distressing paroxysms of coughing, laborious and difficult breathing. Upon examining the throat, I found a high degree of inflammation of the fauces, presenting a mottled appearance. By pressing down the base of the tongue

with a bent spatula, the epiglottis could be seen standing erect, very much enlarged, and rolled up, resembling a scroll. The moment any food or drink was presented to the pharynx, the patient was instantly seized with violent and convulsive fits of coughing, which would usually continue several minutes. Physical examination of the chest gave no evidence of disease of the pulmonary organs.

Treatment was commenced by making applications with the laryngeal syringe, directly into the cavity of the larynx, and also freely showering the fauces and pharynx. These applications were continued at intervals for several weeks. I prescribed inhalations of belladonna, chlorine, and ipecac, with an alterative composed of hydriodate of potash and extract of sarsaparilla, to be taken internally. This plan was unremittingly persevered in, with some slight changes, for five weeks, when all the morbid signs, cough, expectoration, and hoarseness, had entirely disappeared, and her general health was materially improved.

Remarks. — The symptoms of this case were so prominent and strongly marked as to leave no doubt, in the minds of several highly intelligent and respectable medical gentlemen of this city, of the presence of ulceration of the investing membrane of the larynx. It was the opinion of these gentlemen that her case would speedily prove fatal. The usual remedies had been faithfully tried — strong caustic applications, with nitrate of silver, had been frequently made ; but it was evident that the

seat of the difficulty had not been reached. The agreeable surprise the patient expressed, the first time of inhaling a soothing vapor, I can never forget. As she remarked, she soon sank into a quiet slumber, and enjoyed a degree of repose to which she had been a stranger for many months. I do not assert that every case would inevitably recover, under the influences of medicated inhalations; but of the thousands who annually fall victims to bronchial and pulmonary diseases, a very large proportion might be saved, without a doubt, by an early and persevering application of these principles.

Chlorine gas was first medicinally employed in the year 1804. It was found that persons engaged in bleaching manufactories, being constantly exposed to the fumes of this gas, were almost entirely exempt from pulmonary diseases. M. Gannal, an eminent French *pharmacien*, also observed, that individuals who had been laboring under complaints of the larynx and air passages, who had subsequently been employed in these manufactories, were speedily and permanently restored to health. From these circumstances this gentleman was induced to construct an apparatus from which persons suffering from diseases of the respiratory organs might inhale chlorine gas in a diluted state. The most remarkable success attended these experiments; many of the most hopeless and desperate cases being cured, when the usual modes had failed. Dr. Cottureau, a physician of considerable celebrity from the city of Paris, introduced this remedy to the notice of the profession in the year 1824, by some

well-written articles, published in the "*Journal Hebdomaire*," and in the "*Archiv. Gén. de Médecine*." He mentions many cases of the most inveterate character, that were perfectly cured by the inhalation of chlorine, where the hereditary tendency, the conformation, the nature and succession of the symptoms, all concurred to prove the existence of the disease. Chlorine is a very active and powerful agent, and should always be employed with great caution and judgment. In experienced and scientific hands, I consider it perfectly safe, and free from the slightest risk or inconvenience. To avoid the irritating effects which otherwise might be occasioned from its use, it should always be combined with suitable anodynes; of these, I have usually found the extract of conium, belladonna, lactuca, and sometimes hyoscyamus, to answer a very good end. From extensive observation and experience, I regard the inhalation of chlorine as one of the most efficacious remedies we possess, in promoting healthy secretions, and causing the cicatrization of ulcers in the lungs. Belladonna is also a remedy of the first importance in the practice of inhalation. Its influence upon ulceration of the mucous surfaces, and in tuberculous cavities, as well as in most nervous, convulsive coughs, cannot be over-estimated. In those severe paroxysmal coughs which usually attend bronchial and laryngeal complaints, I have seen the most decidedly beneficial results follow its use. In these affections, it may, indeed, be almost regarded a specific. Hydrocyanic acid may be employed with occasional

advantage in diminishing the irritability of the bronchial passages, cough, and nervous restlessness.

CASE IX. — *Consumption.*

M. W. C., a young gentleman, aged 23, residing in the city of New York, consulted me July 22, 1856. He informed me that he was attacked with hemorrhage of the lungs in December, 1854. For some length of time previous to this event, he had been troubled with a slight hacking cough, and a sense of general lassitude or debility.

Within one week he had three different attacks of hemorrhage, which were succeeded by such extreme prostration of all the powers of the system, that it was with difficulty that he could audibly utter even the very shortest sentences. Breathing was hurried and difficult, cough very distressing, and he daily expectorated large quantities of thick, dark-colored matter. He had the advice of several eminent physicians in the city, who pronounced the right lung in a tuberculous condition. The usual remedies were prescribed, and his symptoms were carefully watched, from day to day. As the spring approached, after being confined to his room three months or more, he was enabled to take gentle exercise in the open air, which served in some degree to invigorate the system and improve his general health. Still the cough continued very obstinate, accompanied with a constant sense of oppression and shortness of breath, the

breathing producing, at each inspiration, a rattling or gurgling noise.

These symptoms continued unabated during the summer of 1855. The least exertion in walking, or on taking any kind of exercise, particularly going up stairs, brought on severe paroxysms of coughing, and great distress in his lungs. His appetite continued poor, and there seemed to be but little encouragement that he would ever be any better. In the autumn of 1855, his attending physician advised him to go to Florida, hoping that, by a change of climate, some favorable results might be effected, which *his* remedies had failed to accomplish. This was done; and during his stay he was advised to take horseback exercise, and to engage in other amusements, such as fishing, hunting, &c. But so far from producing any beneficial results, the exercise, together with the debilitating effect of the climate, soon brought on another attack of hemorrhage. This again prostrated him, and thus he lost all that he had gained since his former attack. In the following summer, July, 1856, he returned, hopeless and desponding, to New York, but little better than when he left. Soon after, he came on to Boston to visit some friends, and through their advice was induced to consult me, and, as a last resort, to try the effect of inhalation.

When I first saw this gentleman, his countenance was pallid, cough very annoying and troublesome, expectoration puriform, and presenting all the qualities of phthisical sputa. His appetite was capricious, the vital

powers feeble, and evidently he was unable to bear the least exertion without being completely exhausted.

On examination of the chest, the summit of the right lung presented the following morbid signs: well-marked pectoriloquy, mucous ronchi, the absence of the usual respiratory murmur, and dulness on percussion. With these evidences before us, we could no longer doubt the existence of extensive tubercular disease, and that in a somewhat advanced stage.

He was ordered to discontinue the use of all remedies by the stomach, and to inhale a vapor composed of extra alcohol, fusel oil, nitro-muriatic acid, balsam Tolu, gum camphor, and oil of bitter almonds. He was also directed to bathe or sponge the body with alcohol and water daily, and to employ an embrocation of weak nitro-muriatic acid upon the chest, followed by friction with the flesh brush, or coarse towel. This, with a nutritious and generous diet, daily exercise in the open air, and the use of Bourbon whiskey or porter, as a stimulant, constituted my plan of treatment. For the first three or four weeks there seemed to be but little change in the patient's symptoms, except in the quantity and quality of the matter expectorated. During the month of September he began to find his breathing very much improved, so that he could make considerable exertion without fatigue; with these symptoms his appetite also improved, and there was a general increase of tone and vitality in the system. These measures were perseveringly followed, with a slow, gradual improvement in all

his symptoms ; so that, by the first of December, his physical strength had become sufficiently established to resume his former business, which he has been able to attend to without interruption, being daily exposed, more or less, to the severity of the weather and the sudden changes of temperature. Yet, he remarks, that he has been constantly improving ; breathing has become natural, cough and expectoration have ceased, and he can now ascend a flight of stairs at a rapid pace, with very little inconvenience or fatigue.

Remarks. — In support of the inhalation of alcoholic vapors, as a remedy in tubercular phthisis, we have only to look at the chemical changes which take place in the living organism.

The human body is a compound of chemical elements. These are acted upon by two forces, viz., a vital and chemical. The former serve to supply the waste, and build up the human fabric, while the latter decompose, destroy, and carry off its substances. Life is a series of chemical changes, the destroying forces being just as necessary to sustain life and health as the recuperative or repairing forces. Without chemical change the vital principle will cease, the same as a lamp is extinguished when the oil is consumed.

As the burning of coal or wood generates heat to keep us warm and comfortable during the cold season, so the combustion of suitable materials within the human body serves to keep up a proper degree of animal temperature, and sustain the vital functions. Dr. Pereira observes,

“In the natural and healthy condition of the system, the ordinary food supplies the necessary carbon for the support of animal heat.” When nutrition is imperfect, or when food is withheld, the fat of the body is consumed, by the oxygen seizing upon it and converting it into carbonic acid and hydrogen. Experience has shown that the heat of the blood, in health, is the same in all climates and in all conditions of atmospheric temperature.

Now, it follows that a larger quantity of combustible matter is required in cold climates and cold weather, for keeping up this temperature, than in hot climates and warm weather ; since a greater amount of heat must be given off in the surrounding media in the former than in the latter.

Hence the necessity of a more ample supply of food in cold weather ; and its diminution, and the change of its selection, in warm weather and warm climates. Sir John Ross, in his remarks on the habits of the Greenlanders, observes, that it would be “very desirable if the men who accompany expeditions into that country could acquire a taste for Greenland food, since all experience has shown that the immense quantities of train oil and animal food which the inhabitants of those regions consume is the true secret of life.

Dr. Kane also remarks, from observations made in his arctic expedition, that the natives of those regions were in the habit of consuming large quantities of animal oil and raw meat, several days previous to embarking upon

a journey, and thus were enabled to endure the most intense cold — the thermometer being many times more than a hundred degrees below the freezing point. In view of these facts, how absurd and ridiculous the idea of the vegetarians, in their advocacy of an exclusive vegetable diet. Why is this great demand for carbon, unless it be to supply material for heat? He takes it for the oxygen to consume, and thus saves the consumption of his lungs and body, which would be the substitute; he requires it as much as a lamp does oil.

In consumptive habits, it is well known that the vital forces are weak, and that they are unable to supply the constant demands of the oxygen, or at least to protect the system against its encroachments. In all chronic diseases, death is produced by the same cause, namely, the chemical action of the atmosphere. “When those substances are wanting,” says Liebig, “whose function in the organism is to support the process of respiration or combustion; when the diseased organs are incapable of performing their proper functions of producing these substances; when they have lost the power of transforming the food into that shape in which it may, by entering into combination with the oxygen of the air, protect the system from its influence,—then the substance of the organs themselves, the fat of the body, the substance of the muscles, the nerves, and the brain, are unavoidably consumed.”

The flame is extinguished because the oil is consumed; and it is the oxygen of the air that has consumed it.

A distinguished writer very justly remarks, "We want the heat and force ; to evolve heat, we must have tissue ; to have tissue, we must have food. If any one can show us how to save our tissue and get the heat, we shall only be too willing to adopt his plan." Alcohol, being a highly carbonaceous compound, and having a stronger affinity for oxygen, protects the living tissue, and sacrifices itself to the voracious element. The vapor of alcohol, being inhaled into the lungs, passes without change directly into the blood, and becomes respiratory food. It is an incontrovertible fact, that if we can introduce into the system a sufficient amount of carbon, in some form, to counteract the destructive tendencies of the oxygen that is momentarily inspired, we shall at once arrest the wasting, or process of decay.

A simple fact will illustrate this: If we pour alcohol upon a bed of burning coals,—which is no more than carbon in a state of ignition,—it is evident that the former, by burning more readily, will shield the latter from the corroding action of the oxygen. Now, this is precisely what is going on in the human body. If a sufficient amount of carbon can be introduced into the blood, the result must be the same: the oxygen will consume it, and the tissues will be preserved.

So long as the flame of life is furnished with fresh supplies of fuel, the oxygen has something to feed upon ; but when the fuel, or nutrition, fails, or when the system loses the power of converting it to use, it feeds first upon the adipose or fatty portions, then upon the muscles and

tissues of the body, until the whole is consumed and the noble fabric falls. Thus while living we die ; for every breath of oxygen we take into the lungs, an equal amount of living matter is destroyed. This interchange of life and death is ceaseless, and must continue during the entire period of our existence.

The consumptive, it may be said, is consumed alive ; " the corroding tooth " of oxygen, unbalanced by nutritive deposit, is picking to pieces the very substance of his body. To check this destructive agency, and resist the wasting away of the tissues, a due supply of carbonaceous matter must be introduced into the blood. Having arrested the process of decay, and augmented the sum of the vital forces by the inhalation of alcoholic vapor into the lungs, it follows that the powers of digestion are increased, the patient is able to take larger quantities of food, while the powers of nutrition are also more perfectly performed. This, with a proper degree of exercise, pure air, and a nutritious diet, will do more to correct a tuberculous diathesis, and prevent the further deposition of tubercular matter in the lungs, than any course of treatment hitherto adopted. Moreover, the gently stimulating influences of alcoholic vapor, acting upon the absorbent system of vessels in the lungs, causes a rapid removal of the tubercular deposits by absorption, and the patient is once more enabled to fill his lungs with that element which alone can purify and preserve the healthy functions of the system. Such, then, is my theory of the inhalation of alcoholic vapors, as a remedy in tubercular disease.

That it has been attended with a degree of success hitherto unattained in any other form or mode of practice, cannot be denied. Conceiving these principles to be of the highest importance in the removal of one of the most terrible inflictions upon mankind, we cast them forth as "bread upon the waters," in the hope of more happy and triumphant results.

CASE X. — *Consumption attended with Hæmoptysis.*

E. C. T., of Haverhill, Massachusetts, aged 35, formerly conductor of one of the principal railroads leading out of Boston, came under my care on the 29th of December, 1855. This gentleman's symptoms were as follows: shortness of breath, pain in the chest, severe cough and expectoration. He had had several attacks of bleeding from the lungs, and this symptom finally seemed to have assumed a chronic form, as there was a strong tendency to a recurrence of the difficulty. As might be expected, under such circumstances, his physical powers gradually yielded under the influence of the disease, and he was obliged to relinquish business.

When he consulted me, he stated that he had been suffering from this difficulty nearly three years, a portion of the time being very feeble. He expressed a great degree of anxiety in regard to his situation, and desired me to make a very thorough and careful examination of his chest. I found extensive tubercular deposits in his

left lung, the mucous follicles of the throat considerably enlarged, and the membrane presenting a thickened and unhealthy appearance. Having had but little knowledge of my system of practice by inhalation, and being somewhat conservative in his views of medical treatment, it was with some little hesitation that he concluded to place himself under my care.

He was directed to inhale a medicated alcoholic vapor, composed of oleum terebinthinæ, nitro-muriatic acid, essential oil of bitter almonds, gum camphor, fusel oil, and chloric ether.

Subsequently the terebinthina and nitro-muriatic acid were discontinued, and tannic acid and balsam Tolu were substituted. He was also directed to wear a coarse cloth upon the surface of the chest, saturated with diluted alcohol. This course was perseveringly followed, with some slight modifications, together with such physical measures as were calculated to invigorate and raise the general tone of the system, for about three months.

In this time I had the satisfaction of witnessing the disappearance of the cough, expectoration, and every morbid sign about the chest and throat, and a gradual return of complete and uninterrupted health. For a year past he has been engaged in active business, and I am not aware that he has lost a single day on account of his health.

Remarks.—In cases of this kind, where hemorrhage has occurred, or where any predisposition to it exists, a vapor should never be inhaled above the natural

temperature of the atmosphere we breathe. However appropriate and well adapted a warm vapor may be to some peculiarities of throat and lung disease, its use must always be contraindicated under such circumstances.

CASE XI. — *Chronic Catarrh, with Loss of Smell and Taste.*

[COMMUNICATION.]

BOSTON, November 29, 1855.

To H. P. Dillenback, M. D. Dear Sir: Having been cured of a very obstinate chronic catarrhal affection, of some ten or twelve years' duration, I cannot better express to you my gratitude than to present you with the following plain statement of my case, for publication or otherwise, as you may direct. I deem this not only an act of justice due to you, but to all who may be similarly afflicted to what I have been.

When I commenced your treatment, I was scarcely able to breathe through my nostrils at all; one nostril, indeed, was entirely obstructed. My sensation of taste and smell were also very much impaired. I constantly experienced a profuse discharge of offensive, disagreeable matter from my nasal passages, and it, dropping into my throat, was coughed or hawked up. From the incessant irritation which was kept up, in hawking and spitting, with a view to remove the matter, my throat also became diseased.

During this time I had more or less cough and expec-

toration, attended with a degree of hoarseness at times. These symptoms continuing to increase, I began to fear that unless my disease was soon arrested, my lungs would next in turn be attacked. Such was my condition when I placed myself under your care.

I commenced your treatment, as you will recollect, by inhaling vapor No. 4, which you directed me to inhale from three to four times a day. You also showered my nostrils three times a week. Almost from the outset of this course of treatment, I witnessed with surprise as well as gratification, that my discharges from my head, which had annoyed me for so many years, were growing less from day to day, and changing in character from a foul and disagreeable odor to a healthy mucus. I have stated briefly, in as few words as I could, my symptoms, and the treatment which was so successful in curing me, after having exhausted all the various nostrums and remedies I could hear of, as well as employing some of the best physicians in this city and elsewhere. And here allow me once more to express to you my heartfelt gratitude for your kind and faithful attention to me, also my entire confidence in the efficacy of your treatment for the cure of catarrh, as well as throat and lung diseases.

Respectfully yours,

E. G. O.

CASE XII.—*Chronic Catarrh.*

Mr. G. W. H., aged 26, by occupation a jeweller, and residing in Boston.

This gentleman consulted me on the 26th day of April, 1856. For about five years he had suffered from this most unpleasant and disagreeable malady, for the relief of which most of the usual remedies had been employed, but without any apparent advantage.

As is usual in long-standing cases of this character, his general health had become very much impaired. There was a sense of languor and inactivity attending every movement, whether mental or physical; and, to use his own language, "I am sick." There was almost incessantly a thick, greenish-yellow colored matter dropping down from the posterior nares into the throat, and this at times was quite offensive. Breathing through the nostrils was often attended with much difficulty. The constant presence of this irritating, offensive matter in the throat, caused such a desire to hawk and spit, as to render it very unpleasant and disagreeable to the patient. These symptoms were attended with some cough and expectoration.

In the treatment of this case, the patient was required to inhale directly into the nostrils, as well as the throat, an alcoholic vapor, consisting of nitro-muriatic acid, gum camphor, oil of cubebs, and balsam Tolu. This, together with the daily use of the cold sponge bath, and

an occasional application of some mild astringent to the internal surface of the nostrils, succeeded in restoring healthy action to the parts; and by steadily persevering in this course, varying my prescriptions somewhat, as circumstances indicated, I had the satisfaction, at the expiration of some six or eight weeks, to see the catarrhal difficulty entirely subdued, and the constitutional energies of the system much improved.

Remarks.—One of the chief difficulties we have to encounter, in the treatment of this disease, is the extreme liability of the patient to take cold, upon the slightest atmospheric changes. Every fresh exposure to cold is followed by a renewal of the difficulty. Thousands in the enjoyment of the best health at the beginning of the year, fall victims, before its termination, to bronchial and pulmonary complaints, engendered by a “common cold” or “catarrh in the head.” To save the lungs we must cure a catarrh. Wait not until the disease has attacked the very citadel of life, before you apply for relief. It is truly surprising to witness the carelessness, the indifference, patients frequently manifest about themselves in the commencement of these affections. So long as they can walk about with tolerable ease, and perform their ordinary business, they flatter themselves that all is safe, when the complaint is day after day undermining the most vital part of their body. No disease is more perfectly under the control of medical art than chronic catarrh; and yet no disease, of equal importance, in the entire catalogue of human maladies, has been so badly

managed and fatally neglected. It is a remark as old as Celsus, that debility renders the body highly obnoxious to all diseases. Hence it should be a maxim with all who are predisposed, or have any hereditary tendency to consumption, to studiously avoid debilitating causes, from whatever source. Preserve the constitutional vigor of those who have an hereditary tendency to phthisis, and you place them in safety: break up that vigor by long-neglected colds, bad air, improper diet, or any other means, and you hazard their very life.

CASE XIII. — *Chronic Catarrh, with Follicular Inflammation.*

I was consulted by Miss A. B., from the city of Providence, Rhode Island, on the 10th of March, 1855.

This young lady had been suffering severely from a chronic catarrhal difficulty for several years, and for more than a year had complained of an irritation in the throat, causing an almost incessant desire to hawk and spit, attended with some hoarseness, and a slight hacking cough, particularly in the morning. These symptoms passed on unmitigated, and evidently her general health was on the decline. She had made use of various remedies recommended, and had been under the care of a very prominent homœopathist nearly a year. On inspecting the throat, I found the mucous lining of the fauces exceedingly vascular, and of a livid appearance. The mucous glandula, or follicles, also bore marks of extensive

disease. The uvula, partaking of this morbid or diseased action, was considerably enlarged and somewhat elongated.

Evidently, from the history and symptoms of this case, the disease had its origin in the nasal passages. Passing downwards, it had involved the mucous lining and glands of the throat, and there was but too good reason to fear that it would soon take possession of the lungs themselves. A portion of the uvula was at once removed. Topical medications, with the showering syringe, were employed two or three times a week. I directed an alcoholic vapor, composed of tannic acid, oil cubebs, tincture Tolu, and gum camphor.

Internally, I ordered the sirup of the iodide of iron, with a view to raise the general tone of the system, and improve the condition of the blood. The usual physical treatment was also strictly enforced.

The relief which followed these measures was very decided and effectual, the discharges from the head becoming less, daily ; the irritating cause being removed, the inflammatory condition of the throat rapidly subsided. With these favorable changes in her condition, her general health and energies gradually returned, and at the end of six or eight weeks she was regarded as perfectly cured.

Remarks. — Wherever there is a high degree of inflammatory action present in the throat and its investing membranes, I would recommend the use of a warm, emollient vapor, as better adapted to relieve the symptoms,

and soothe the irritation of the excited vessels, than the "cold vapor." With this view I have employed the "warm vapor" in the inflammatory stages of the disease, and followed it with vapors of the natural temperature of the air, when the inflammatory symptoms had subsided. In this manner the relaxed and debilitated condition of the mucous glands have been restored to healthy action, and the morbid condition of the membrane has returned to its normal or healthy appearance. By this simple and efficacious method, a disease, which has hitherto baffled the best directed efforts of the profession, and proved fatal to thousands, may frequently be cut short in a few weeks.

I have so repeatedly seen the advantages of this mode of treatment in these affections, that I could wish it were universally adopted by every practitioner of medicine in this country. How long will medical men be content to see their fellows die, and yet not make an effort to save them ?

CASE XIV. — *Chronic Bronchitis.*

H. B., a member of the legal profession of Fall River, Massachusetts, 65 years of age, came to Boston to seek medical advice. He called at my office on the 15th of April, 1856. He had suffered from bronchial irritation, during the winter seasons, for quite a number of years. These symptoms were evidently on the increase; each subsequent attack seemed to be worse than the former, until, at length, his general health and strength had

suffered very considerably, and he felt as if something must be done soon, if ever. The patient was very much debilitated, and gave evidence of being literally worn out by the severe and distressing cough under which he had been laboring so long. He complained of a dryness and sense of uneasiness about the larynx and upper part of the throat.

On examination of the throat, the mucous membrane presented a rough, uneven surface, studded with elevated points, or granulations. Placing the stethoscope upon the upper part of the chest, none of the usual signs of tubercular disease could be detected. There was no change in the natural respiratory sounds, except a slight degree of roughness and crepitation, indicating the inflammatory condition of the mucous membrane lining the bronchi.

The expectoration was of a ropy, glutinous character, and at intervals quite purulent.

The treatment comprised inhalations of alcoholic vapor, hydrocyanic acid, balsam fir, nitric acid, and chloric ether. Bathing, frictions upon the chest with diluted nitro-muriatic acid — in short, a thorough hygienic course was faithfully adopted.

Under these measures, the general tone and energy of the system rapidly improved, his cough and bronchial irritation gradually ceased, and with it every morbid sign about the throat and lungs disappeared; the patient having been under my care about two months and a half.

Notwithstanding the strong tendency there is in this disease to return, when exposed to any exciting causes, this gentleman has passed through the autumn, and the usual severity of the past winter, in the enjoyment of excellent health and vigor.

Remarks. — Nitro-muriatic acid, when combined with other suitable remedies, is one of the most important remedial agents in inhalation practice. Being, in effect, a solution of chlorine and from the powerfully antiseptic and antiputrescent properties this article is well known to possess, it is, above all other remedies, the one best adapted to change the morbid character of the secretions in chronic ulcerations of the lungs, and set up a healing process in cavities or abscesses when formed. Not only so, but by its immediate and direct action upon the pulmonary exhalant vessels, the expectoration is promoted, and the labored and difficult respiration made easy.

This is not a mere hypothesis or speculative theory, but has been the result of extensive observation and experience. In follicular inflammation, ulceration of the mucous follicles, and ulceration of the laryngeal cavity, the curative powers of this remedy have also been most unequivocally displayed. That this remedy, when inhaled directly into cavities or abscesses in the lungs, has the same decided power of cleansing and causing cicatrization of the parts, as it is universally admitted to possess when applied to scrofulous and indolent ulcers upon the surface of the body, no one can doubt.

CASE XV. — *Subacute Bronchitis.*

W. B. D. S., an intelligent gentleman of this city, aged 30, extensively engaged in a manufacturing business, of naturally good constitution, consulted me on the 20th of September, 1856.

On making some inquiry into the history of his case, I found that he had suffered from several attacks of this difficulty prior to the time of his consulting me. When he came under my care, his case presented the following symptoms: pain and soreness of the throat, attended with hoarseness, and a constant sense of uneasiness and irritation in the larynx. His breathing was labored and difficult, producing a peculiar whistling or wheezing sound at each inspiration of the breath. His whole system was very much prostrated, owing undoubtedly to the deficient decarbonization of the blood, which always attends severe cases of this disease. He had a severe paroxysmal cough, accompanied with an expectoration of a semi-opaque or yellowish sputa, occasionally streaked with blood. His cough was always very much aggravated on lying down at night, and on rising in the morning.

On examination of the chest, the respiratory murmur was feeble, and there could be detected a sibilant ronchus at the superior, and a mucous rattle from the middle, towards the base of the lungs. There was no dulness elicited on percussion. The patient had suffered from

this affection for several months, his symptoms gradually becoming worse, notwithstanding he had been under the care of one of our most respectable homœopathic physicians in this city for some time. Having lost a sister, only a short time previous, with the same disease, he became alarmed on account of his own safety, and determined to make a trial of inhalation. With a view to the removal of the local congestion, I ordered counter irritants upon the surface of the chest; inhalations of belladonna, lactuca, and ipecacuanha, and muriate of ammonia, to allay the irritation and facilitate expectoration. The symptoms proved very obstinate indeed; but by persevering in this course, at the expiration of five or six days there began to be some signs of amendment; the breathing becoming easier, the expectoration more free and less difficult. In about fourteen or fifteen days, a very manifest improvement had taken place in all his symptoms. Encouraged with this degree of success, this plan was unremittingly followed out with some slight changes, as the disease passed through its different stages; and in about five weeks, he had sufficiently recovered to return to business; still continuing to make use of inhalations, but less frequently, for a few weeks more, when the cough had disappeared, and the various functions of the lungs were performed in a healthy manner.

CASE XVI. — *Consumption.*

January 8, 1856, I was requested to call upon Miss A. H., of Brookline, Massachusetts.

This young lady's health had been declining for about two years. She had been under the care of one of our best physicians for a long time, her symptoms becoming no better, but gradually assuming a more serious aspect from day to day. A medical gentleman, of acknowledged ability and reputation, residing in this city, was called upon as counsel. As the result of this investigation, her right lung was pronounced to be in a tuberculous condition, and in a somewhat advanced state. Her friends were informed that there was no good ground for hoping that she would ever be any better.

It was about a week subsequent to this consultation that I was requested to see her. I found her very much debilitated, unable to sit up but a very small portion of the day, pulse quick, — about one hundred in a minute, — a hectic flush upon the cheek, cough troublesome, expectoration somewhat frothy, and mixed with purulent matter. In addition to these symptoms, I found, on making a careful examination of the chest, dulness, on percussion, over the apex, or superior portion of the right lung, with extreme sensitiveness or tenderness to the touch; respiratory murmur faint, and expiration prolonged, attended with distinct mucous and crepitant râles. These morbid signs, together with the patient's general appearance,

afforded strong proofs of the fearful nature and character of her disease ; that she was slowly but surely wasting away under the influence of that terrible destroyer of our race — consumption. In this case, the patient was directed to inhale an alcoholic vapor, combined with nitromuriatic acid, gum camphor, benzoic acid, essential oil of bitter almonds, fusel oil, and balsam Tolu. Sponging the entire surface of the body with dilute alcohol daily ; a stimulating embrocation applied to the chest, with frictions ; the use of a generous and nourishing diet, with some stimulant, in such quantities as the condition of the patient would allow. This plan was faithfully and unremittingly persevered in, the patient experiencing but little, if any, apparent benefit for the first four or five weeks ; however, she was induced to continue on, and soon began to realize a favorable change in her symptoms : her general health began to improve ; the pain and soreness of the chest were also very much relieved ; appetite improved ; sleep was more refreshing ; in short, there was evidently an amendment in all her symptoms and in about four months she was completely restored to health.

Remarks. — This interesting case, it cannot be denied, affords one of the most striking and unequivocal proofs of the curability of consumption by inhalation, even when the most forbidding symptoms, which usually characterize the advanced stages of the disease, have already taken place.

But inhalation, to be successful, must be persevered in ; a few weeks will not suffice for the removal of a

disease which has taken deep root, and spread its baneful influences throughout the entire system.

The success of the case above referred to has, without doubt, in a great degree, been owing to the untiring perseverance and faithful application of the measures prescribed. Had the patient discontinued the use of the remedies upon the first three or four weeks' trial, because all the benefits and relief anticipated were not realized, what must have been the result? The probability is, a few months would have terminated her earthly existence. Here, as we have seen, was a case in which there was no lack of professional talent or ability; every means that could be rendered available, under the old system of treatment, was called into requisition; yet the progress of the disease continued rapid, and her symptoms were alarmingly on the increase.

Under these circumstances, by the direct and continued application of inhaled remedies, this fearful malady was arrested, the tubercular deposits in the lungs rapidly absorbed, and a complete restoration to health the ultimate result.

CASE XVII. — *Consumption, attended with Ulceration of the Right Lung.*

Mrs. H. F., aged 24, of Boston, called on me for medical advice, September 25, 1855. She was of a consumptive family, nearly all of its members having died with this disease.

From her previous history and symptoms, there could be no doubt of the existence of a scrofulous diathesis. I found her laboring under severe cough, difficulty of breathing, profuse muco-purulent expectoration, impaired appetite, digestive powers feeble, accompanied with chronic diarrhoea, the menses having ceased for several months; and, in short, no symptom of advanced phthisis seemed wanting. There was dulness, on percussion, over the region occupied by the upper third of the right lung, and well-marked mucous and crepitant rattles, with broncophony and prolonged expiration, were detected on examination with the stethoscope. The left lung was comparatively free, presenting a slight degree of dulness over the subclavicular region, with respiratory murmur somewhat harsh and jerking. From the incessant diarrhoea which attended this case almost from the beginning, it was evident that the bowels, as well as the lungs, were in a tuberculous condition.

This lady, having seen her nearest relatives, one after another, stricken down by the fell destroyer, in defiance of every effort to save them, very naturally yielded up to despair, in view of her own approaching fate. Her husband informed me that she was daily in the habit of weeping over what, to her, seemed a hopeless condition; and having no confidence in the usual remedies proposed, she was not at all inclined to make an effort to save herself. However, I gradually succeeded in gaining her confidence, and the assurance that she would carry out to the utmost extent of her power every direction. Upon this,

the patient was ordered to make use of a simple yet nutritious diet; daily exercise in the open air, — either by carriage or walking, — as much as the enfeebled condition of the system would permit; dilute alcoholic ablutions, followed by frictions over the entire surface of the body, every morning; with small quantities of pure brandy, to be drank daily, about a half an hour after each meal; to inhale a medicated, alcoholic vapor, comprising nitromuriatic acid, benzoin, gum camphor, chloric ether, essential oil of bitter almonds, balsam Tolu, and naphtha, three or four times a day. Under this plan of treatment, the vital forces of the system were speedily augmented, and the nutritive functions materially improved: with this improved and renovated condition of the assimilative system, the discharges from the bowels became less frequent and the stools more healthy. From this time her general health improved rapidly; the menses returned, and the respiratory sounds of the chest became more natural. During the following winter, she was able to go out in all kinds of weather, without experiencing any unfavorable results.

Having assurances of returning health, she was encouraged to persevere with her inhalations and other measures, through the following spring, when it was found that all her constitutional symptoms had disappeared — cough and expectoration had ceased, and scarcely any traces of the disease could be detected in the lungs. It is worthy of remark, that all these beneficial changes were brought about without the use of a single

grain of medicine by the stomach. This lady was under my care about eight months. I have frequently seen her since, and up to the present time, March 18, 1857, she has never had a return of her former difficulties.

Remarks.—I have frequently witnessed, with astonishment and surprise, the rapid improvement in the appetite, the sudden increase of strength, the reanimated vigor of both mind and body, which have been brought about in a few weeks by the simple plan of inhalation, combined with a proper hygienic course of treatment. This of itself should afford sufficient proof as to what ought to be the method of removing debility, and other unfavorable symptoms, consequent upon tubercular disease. To furnish the lungs with fresh supplies of oxygen, and the stomach with nourishing food, will do more to invigorate the system, and restore its lost functions, than all the boasted mineral and vegetable tonics in the land.

CASE XVIII. — *Chronic Bronchitis and Sore Throat.*

Mrs. M. J. C., aged 28, residing in this city, of scrofulous habit, applied to me, May 12, 1856. She complained of hoarseness, sore throat, and a very troublesome cough. In addition to these symptoms were pain and soreness in the right hypochondriac region, loss of appetite, constipation of the bowels, leucorrhœa, and a general sense of lassitude and prostration of the vital energies.

Examination of the throat revealed extensive follicular disease, interspersed with ulcerated points, the mucous membrane presenting a rough, indurated appearance. On examination of the chest, no physical signs, indicating tubercular disease, could be detected. Upon making a careful inquiry into the early history and symptoms of the case, I found that the primary seat of the difficulty could be traced to a chronic catarrhal complaint, of several years' standing, and that the irritation had gradually extended, first to the throat, then to the larynx, and subsequently to the trachea and bronchi. The uneasy sensations, which were first confined to the throat, caused by the depraved secretions being poured out from the diseased follicles, had, at length, resulted in a cough, which was gradually increased in severity, constantly becoming deeper and more troublesome as the disease advanced. The slightest exposure, or atmospheric change, served to aggravate and increase the difficulty. As this lady was of a naturally delicate constitution, her fears in regard to her situation were not without good foundation. An alterative was prescribed, to improve the functional derangement of the liver and biliary system; inhalations of chlorine, conium, and ipecac were ordered; and about twice a week, applications adapted to the condition of the mucous membrane were made, with the showering syringe, to the nasal passages and the throat. This plan of treatment soon produced a very marked and decided improvement in her general appearance and health. The soothing and comforting effects of the inha-

lations in relieving the cough, in removing the oppression of the chest, and subduing the inflammation of the mucous membrane, were speedily realized by the patient. With some slight changes, and with proper regard to the usual physical measures, this course was pursued for about two months; the cough in the mean time having entirely disappeared, the mucous membrane of the throat become healthy, the assimilative and nutritive functions of the system again brought into their normal condition, and, as a consequence, her health and physical powers were fully established.

CASE XIX. — *Consumption, attended with frequent Attacks of Hemorrhage from the Lungs.*

On the 30th of July, 1856, Miss M. G. D., of Andover, Massachusetts, came to Boston to seek medical advice in relation to a chronic pulmonary difficulty from which she had been suffering more or less for a year.

She stated to me that she had been subject, during her illness, to frequent and repeated attacks of bleeding at the lungs, amounting in quantity from two to six ounces, and even more. She was very much reduced in strength, her countenance presenting a pale, exsanguinated appearance. Respiration was short, hurried, and somewhat difficult, attended with more or less cough, and expectoration of a greenish-yellow colored matter; appetite poor, and the nutritive functions evidently much impaired. Accompanying these symptoms were chills in

the early part of the day, followed by unnatural heat and a circumscribed flush upon the cheek in the afternoon. These symptoms were attended with exhausting night sweats and rapid emaciation.

Upon examination of the chest, the following physical signs were detected: marked dulness over the superior portion of the left lung, loud, gurgling râle, approaching, in some degree, cavernous respiration, with broncophony; the summit of the right lung slightly dull, respiratory murmur harsh, and expiration prolonged. These symptoms clearly indicated, beyond a doubt, that there were extensive tubercular deposits in the left lung, in a state of softening or suppuration, and that the top of the right lung was beginning to suffer from tubercular exudations, yet in their incipient or formative stage.

This young lady had been under the care of a medical gentleman of talent and much practical experience, yet her symptoms only seemed to be aggravated rather than relieved; and as she was constantly growing weaker, a change in the plan of treatment was decided upon.

She was directed to inhale an alcoholic vapor, combined with *oleum terebinthinæ*, oil cubebs, chloric ether, gum camphor, nitro-muriatic acid, balsam fir, and essential oil of bitter almonds. As usual, a rigid observance of the ordinary physical measures — air, exercise, and diet — were enforced.

These directions were faithfully observed. It became necessary, occasionally, to suspend the inhalations for a day or two; but they were always resumed with increased

benefit. A few weeks subsequently, I learned from the patient that she had not long to wait for an improvement in her symptoms. Though the cough continued, there was a very marked change in the general tone of the system. I urged upon her the importance of daily increasing the amount of exercise, as she regained her strength, to live upon the most nutritious diet, to make use of some stimulant adapted to her condition, with the addition of the iodide of iron, to be taken internally, in the form of a sirup. By keeping up a faithful correspondence with the patient during the summer, I was constantly apprised of every change in the symptoms, and the progress of the case. It will be unnecessary to give, in detail, all the successive steps her improvement presented. Suffice it to remark, that in about three months from the time she came under my care, she called on me at my office, with greatly improved health and strength; the mucous and gurgling râles having disappeared, and only a slight dulness, on percussion, remaining. The trifling degree of cough and expectoration still remaining has gradually diminished during the winter, and, without any relapse of the former symptoms, the patient has been steadily advancing towards a full and complete restoration to health; and I have no doubt the ulcerous excavations have healed, and cicatrization has taken place.

CASE XX. — *Gangrene, or Sloughing Ulceration of the Right Lung.*

I was consulted in behalf of S. L. B., aged 38, of Salem, Massachusetts.

This gentleman was formerly engaged as a conductor of one of the principal railroads in New England, and had led a very active business life. In consequence of his feeble state of health, he was unable to come to Boston and consult me personally. But by the aid of a friend, familiar with the history and progress of his symptoms, I was enabled to gain a tolerably correct and accurate statement of the case. The physical powers of the system were extremely prostrated, so that he was unable to take any exercise, and, indeed, was scarcely able to leave his room. His cough was very distressing, and expectoration profuse, amounting to nearly a pint of offensive purulent matter, mixed with blood, in twenty-four hours. Night sweats were copious, with little or no rest.

From this description of the case, the patient was at once put upon the use of an alcoholic vapor, composed of creosote, nitro-muriatic acid, chloric ether, Tolu, oil cubebs, gum camphor, and naphtha. It was found that this preparation could only be inhaled very sparingly during the first week; but by inhaling a few minutes at a time, and repeating the operation several times a day, before the termination of the second week he was enabled

to inhale freely from three to four times a day, with marked benefit, and a decided improvement in his cough, and the character and quantity of the matter expectorated. This improvement was manifest to all, and continued daily ; so that, in the comparatively short space of two months, the patient had sufficiently recovered his health and energy to enable him to come to Boston and visit me at my office. I found that his expectoration had diminished to nearly one quarter, the night sweats had entirely ceased, and he could enjoy a comfortable night's rest. And what was more remarkable, he had gained twenty pounds in weight. I availed myself of this first opportunity, and made a careful examination of his chest. A cavity of considerable size was found in the upper third of the right lung ; respiration was attended with a hoarse, blowing sound, distinct mucous and gurgling râles, with prolonged expiration. The sounds elicited by auscultation and percussion, over the left lung, were mostly healthy. It was quite evident to my mind, from this examination, that the cavity in the lung was contracting, and from the changes which must necessarily take place during the healing process, as well as from the redundancy of blood consequent upon the improvement of his general health, there was great reason to be apprehensive of an attack of hæmoptysis.

Some time during the month of August following, our fears were realized, and the patient bled nearly two quarts during a period of two or three weeks. This attack, as might be expected, prostrated him very much.

indeed ; but with good care and proper attention he slowly rallied, gradually regaining his former strength. From that time his improvement has been steadily advancing, though he still has some cough and expectoration. I think there does not remain a shadow of doubt, that, with good care and a faithful use of inhalation, he will be fully restored, and regain his former health and vigor.

Remarks. — The results of this wonderful and exceedingly interesting case, under divine blessing, are to be attributed solely to the use of inhaled remedies. The best medical skill had been sought, the usual means faithfully tried ; yet the disease seemed to be going on from bad to worse daily, until at last the case was pronounced hopeless, and all further means for recovery abandoned.

This gentleman's case truly illustrates, in the most convincing and satisfactory manner, the positive efficacy and value of direct applications, by means of inhalation, to ulcerous excavations, or cavities in the lungs. The fetid and disagreeable odor had been extremely offensive for a long period, in despite of all the remedies used ; yet, under the direct action and influence of inhaled remedies, it entirely disappeared in a very few days, and a healthy action in the diseased parts was speedily instituted. It may be remarked, that I have confined my illustrations of treatment mostly to cases well marked, and far advanced in disease. The facts stand out in bold relief, and, it must be admitted, hold out to us great

encouragement in the future management of this formidable malady.

CASE XXI. — *Asthma.*

E. A. P., residing at North Bridgewater, Massachusetts, consulted me personally at my office, September 17, 1856. He had been almost a constant sufferer from that dreadful disease, asthma, for some eight or ten years.

The recurrences of the paroxysms were becoming more and more frequent; cough was incessant, attended with a thick, glutinous, and dark-colored expectoration. His general health and strength were evidently giving way, under the influences of long-continued and protracted disease. The countenance presented a sallow, dingy appearance, bearing strong marks of intense suffering and anxiety. Loud mucous râles were discernible, accompanied with a peculiar hissing or wheezing noise. The respiratory murmur was absent over the whole surface of the chest; but no evidences of tubercular disease, such as pectoriloquy, cavernous respiration, &c., could be detected. The patient was subjected to the following simple plan of treatment: warm inhalations, composed of conium, lactuca, ipecacuanha, balsam Tolu, and chloric ether, to be inhaled at a temperature of about 150 degrees. A bilious corrective, with some simple bitter infusions, to regulate and improve the functions of the stomach and digestive organs, were also prescribed. These measures afforded prompt and immediate relief.

The paroxysms became shorter and less frequent; the morbid character of the expectoration was gradually converted into a healthy mucus; while the cough, difficulty of breathing, and oppression of the chest, rapidly disappeared. There has been, also, a marked improvement in his constitutional vigor, and he is now able to exercise freely—to walk at a rapid pace, with very little apparent inconvenience or fatigue.

Though he has been exposed to the various atmospheric changes of the most trying and difficult season of the year, he has had no return of his former paroxysms, except occasionally a slight sense of oppression, or tightness across the chest, which has always been speedily removed by a few inhalations.

Indeed, such has been the great change and improvement in this patient's condition, that he seems to have commenced life anew. I have had many cases of this kind during the past few years, where a similar plan of treatment proved equally successful.

CASE XXII.—*Consumption.*

Mrs. J. H. P., a middle-aged lady, living in Salem, Massachusetts, called on me February 13, 1856. She was very much emaciated, reduced in strength, complained of pain and soreness of the chest, accompanied with a violent cough and profuse expectoration, occasionally tinged with blood. She suffered much from chills and fever during the day, attended with exhausting

and disagreeable night sweats. Her appetite was capricious, and from the impaired condition of the digestive and assimilative functions it was evident what food she did partake of did her but little good. By the advice of her attendant physician, she had made use of cod liver oil and numerous other remedies ; and, as there was no improvement in her symptoms, she was induced, by the recommendation of a former patient, to place herself under my care. On examination of the chest there were detected, very distinctly, mucous and gurgling râles, pectoriloquy, with metallic ringing over the superior portion of the right lung. Over the apex of the left lung there was dulness on percussion, and the respiratory murmur feeble and indistinct. As the patient had been confined mostly to her room, and was afraid to take the air, she was at once directed to go into the air freely, to discontinue the use of all medicaments by the stomach, and adopt a generous and nutritious diet ; the use of beefsteak and London porter not to be omitted.

The medical treatment consisted of a simple alcoholic vapor, creosote, nitro-muriatic acid, balsam fir, gum camphor, chloric ether, benzoic acid, and naphtha. These measures were pursued with the most decidedly beneficial results. A marked improvement took place in her general health and appearance. At the end of four weeks a slight change was made in the prescription, by suspending the use of the creosote and nitro-muriatic acid, and substituting tannic acid and essential oil of almonds.

These remedies being continued a few weeks longer, the patient declared herself quite well, and unwilling to undergo any further treatment.

CASE XXIII.—*Consumption.*

[COMMUNICATION.]

The following communication was first published in the Boston Journal, and subsequently in the Traveller, with the subjoined prefatory remarks:—

We quote from the Boston Journal the following interesting communication; and coming from one of our most intelligent and respectable citizens, we regard it worthy of the highest confidence, and feel assured it will be read with interest by a very large class of our readers, especially such as are suffering from consumption, or any diseases of the air passages. — *Boston Traveller.*

BOSTON, November 20, 1856.

To the Editor of the Boston Journal.—Sir: Some months since, while suffering from a chronic affection of the throat and lungs, my attention was arrested on perusing several articles, published by Dr. Dillenback, on the subject of inhalation. I was so favorably impressed with the force of his reasoning, that I immediately consulted him in my own case.

My health first began to fail about five years ago, and since which I may say I have been an invalid most of the time, though I have been at different times under the care of able and experienced physicians, and have made

use of all the various means usually recommended, without obtaining more than a temporary relief.

My disease first seemed to be wholly confined to my head and throat; and I had my throat sponged with nitrate of silver from time to time, for about four months; still my symptoms continued to grow worse, until finally the irritation and disease of my throat extended down to my lungs.

At this stage of the disease, about three years since, I was taken with bleeding at my lungs, which continued at intervals for several days. My usual weight was one hundred and fifty-five pounds, but was gradually reduced to about one hundred and twenty pounds. My cough increased; my expectoration, which was light colored and mucous, now became more copious, assuming a thick, greenish-yellow appearance, and not unfrequently streaked with blood.

I was advised to take cod liver oil, and took large quantities of this article, with no better effect, my disease steadily progressing. I finally gave up all, discontinued my business, and made up my mind that there was no help for me, and that I must shortly die. My friends also gave up the idea that I should ever be better.

Under these circumstances, I was induced to make a trial of inhalation; and I am happy in being able to state that from the time I commenced this mode of treatment, my symptoms have been gradually improving. I have gained flesh and vitality, until I have now nearly recovered my former weight; and at the present time I consider

my lungs perfectly sound and free from disease, and can perform as much exercise as ever without fatigue ; and it is but justice to say that I owe my improved health, yea, my life itself, to the use of inhaled remedies, as employed by Dr. Dillenback, of No. 8 Cambridge Street, this city.

G. W. P.

CASE XXIV.—*Pulmonary Consumption ; extensive Softening and Ulceration of the Left Lung, with repeated Attacks of Hemorrhage.*

[COMMUNICATION.]

ALEXANDRIA BAY, NEW YORK, *January* 16, 1856.

Dr. Dillenback. Dear Sir : It is a source of pleasure no language can describe, to inform you of my present improved state of health, and the great benefits I have derived from your mode of treatment. About the middle of last August I was taken violently ill with bleeding at my lungs, with severe pain in my side, causing great prostration of my entire system ; brought on, as I supposed, by over-exertion while engaged in my harvesting. I suffered very much from cold chills and night sweats. My rest was very much disturbed during the night by frequent and violent fits of coughing. I raised large quantities of thick, yellowish, bloody matter ; at other times continued to raise clear, fresh blood from my lungs. My breath and the matter I raised was very offensive, so that it almost entirely destroyed my appetite. I tried all the remedies usually prescribed in such

cases, as well as many others that were from time to time recommended, but all to no purpose.

I continued to grow weaker, losing my flesh and strength, and finally, as a last resort, came to see you. By your advice I commenced inhaling medicated vapors and other treatment as you directed, and so rapid was my improvement from the beginning, I am rejoiced to say, that in three weeks from the time I commenced your treatment, I seemed to be as well as ever. The cough had left me; could sleep well at night; appetite was good, and was able to perform a good day's work — my occupation being that of a farmer.

In the month of December I worked very hard, lifted heavily, and strained my lungs, which brought on some cough, and to some extent a return of my former difficulties. But this time I knew what to do, and at once resorted to my inhaler. In a few days I was better; I can say it relieved me at once; my cough and other unpleasant symptoms having again mostly disappeared, I feel confident, by following your directions, my health and strength will be fully restored.

With many thanks for your kindness, I remain,

Yours, &c.,

J. M.

CASE XXV. — *Consumption.*

[COMMUNICATION.]

BOSTON, *February* 25, 1857.

To the Editor of the Boston Journal.—Dear Sir: Allow me, through the columns of your valuable paper, to add one to the already numerous testimonials relating to the efficacy of medicated inhalations, as administered by Dr. H. P. Dillenback, of No. 8 Cambridge Street, Boston, for the treatment of throat and lung diseases. Early in the month of April, 1856, my physician pronounced my lungs slightly diseased. I had a severe cough, which, however, mostly disappeared during the summer months.

In September I took a severe cold, which seated directly upon my lungs, attended with diarrhoea and many other unpleasant symptoms, strongly indicating the fearful character of my disease — consumption. My restoration to health was now considered by physicians and friends as extremely doubtful. All the usual remedies prescribed by physicians I had faithfully tried, but without any apparent benefit. My symptoms continued to grow worse daily; my cough and expectoration increased until I raised a half pint of matter in twenty-four hours. My lungs were so sore that I could only lie on my back. My throat was also very much inflamed, and not unfrequently I was so hoarse, that it was with the utmost difficulty I could articulate a word.

I consulted Dr. Dillenback on the 28th of November

last. He made a careful examination of my lungs, and by his opinion my worst suspicions were confirmed.

In two weeks after I commenced his treatment, I could lie on either side, and rest comfortably all night. My cough had almost entirely left me ; the expectoration was proportionally diminished, and my appetite improved. At the end of a month I had gained six pounds in weight, and could exercise freely in the open air without exhaustion or fatigue—my cough, all soreness and difficulty about my lungs, having entirely disappeared. Now the general remark is, “How well you are looking! What have you been doing?” I have faithfully and systematically followed Dr. Dillenback’s treatment about two months, and am able at the present time to attend to my business, feeling as well as ever I did, being in full possession of my usual health and strength. I have induced three or four persons of my acquaintance to make a trial of his treatment, and I am happy to say that they are all improving, and receiving great benefit. I would cheerfully recommend all who are afflicted with diseases of the throat or lungs, to call upon Dr. Dillenback at once, and make a trial of inhalation.

Yours, truly,

A. L. A.,

Importer and manufacturer of French buhr mill stones,
East Boston, Massachusetts.

Remarks.—The increased vigor, the animated expression of the countenance, the ease and perfect freedom of respiration, as well as the speedy removal of all pain and

soreness about the chest, which were experienced by this patient in a few days, under this treatment, was remarked with surprise, if not astonishment, by all who knew him; inasmuch as his former medical adviser had pronounced his case hopeless, giving it as his opinion that he could not, in all probability, survive three months.

Interesting Communication, with Observations on the Practice of Inhalation, and Cases illustrating its successful Results.

In addition to the foregoing well-attested facts in my own practice, I have the satisfaction of laying before the public the following communication and report of cases treated in accordance with my method, by a medical gentleman of West Troy, New York.

WEST TROY, *December 3, 1855.*

Dr. Dillenback. Dear Sir: I feel myself under many obligations for the knowledge you have imparted to me concerning your treatment of consumption by the inhalation of medicated vapors.

When you first called my attention to the subject, I must confess I had but little confidence in this mode of treatment. But after a thorough and careful investigation of the principles on which this practice is based, I found it was strictly in accordance with science and

reason, and to my mind a more rational system for the treatment of chronic pulmonary diseases than any hitherto presented to the public. The success which has attended this mode of treatment has certainly exceeded my most sanguine expectations. I have had an opportunity of testing your plan of inhalation in several very important cases in my own practice, and thus far I am most happy to say, I have succeeded in curing and otherwise affording permanent relief in every case I have treated upon this plan, and those too who were regarded hopeless under the ordinary modes of practice.

To give you a more clear idea of the success I have met with in treating consumption by inhalation, I will relate the history of a few cases that have occurred in the immediate vicinity of East and West Troy, New York.

Case 1st. — C. M., aged 32 years, whose health commenced to decline in April last. He suffered much from shortness of breath, on the slightest exertion, with more or less difficulty of breathing, and attended with cough and expectoration; these symptoms gradually growing worse from day to day, until the month of August, when he had five attacks of hemorrhage, or bleeding from the lungs, bleeding about a pint at each time. At this period I was called to his aid. On examination, I found that there was extensive disease of the mucous membrane lining the bronchial tubes, the bronchial tubes being also much enlarged. On still further examination, I discovered an ulcerous cavity of the

superior lobe of the left lung. The patient was much emaciated, with pains and soreness in his left side, accompanied with an incessant cough, the expectoration being profuse, of a greenish-yellow color and offensive odor. Believing there was no help for him, the most eminent physicians having pronounced the case incurable, I was induced, under these circumstances, to try the effects of medicated vapors by inhalation. I first put him upon the use of an alterative vapor, according to your directions, the effect of which was truly surprising. His difficulty of breathing was almost immediately relieved, and under the influence of this vapor, alternating occasionally with a more astringent vapor, his cough and expectoration gradually subsided, and as a natural result his appetite was restored, and his general health rapidly improved; and in the space of twelve weeks he gained eleven pounds in weight, and is now attending to his duties, his occupation being that of captain of a vessel.

Case 2d. — H. D., living in Ferry Street, Troy, New York, is 36 years of age. I was called to see this gentleman some time during the latter part of July or first of August, and found on examination that his case was one of chronic bronchitis; the disease having so far progressed as to produce extensive ulceration of the mucous membrane, attended with a distressing cough and debilitating night sweats, followed by a profuse expectoration on rising in the morning. He had also a deep, hoarse, sepulchral sound of the voice. He had

tried all the usual remedies without any amendment of his symptoms. His family were much alarmed, and manifested no small degree of anxiety in regard to his case.

And here allow me to say, if I had had no remedy to lean upon, differing from the ordinary routine of medicines, administered by the stomach, I should have been under the painful necessity of announcing his case incurable. But so far from this, I assured his family that in four weeks they would see a great change in his symptoms for the better; this was not only true, but in five weeks from that time, I am happy to say, to the astonishment of all his friends and acquaintances, he went into his shop and performed his accustomed day's work — his business being that of a tin smith.

Case 3d. — Mrs. J. M., of West Troy, New York, aged 40. This lady's health had been on the decline for about two years, with occasional attacks of hemorrhage or bleeding from the lungs.

I was called to see her in the month of December last, and on examination found there were tubercles of the superior lobe of the left lung, that the process of softening and suppuration was going on, and in two days' time was followed by a discharge of blood, matter, and pus from the lungs, leaving behind an ulcerous cavity.

The patient was very much distressed for breath, accompanied with pain and soreness of the left side, and severe attacks of coughing; and after the breaking and discharging of the ulcers, the expectoration was profuse,

accompanied by debilitating night sweats, with chills in the forenoon and fever in the afternoon. There was much emaciation, loss of strength, and no appetite.

After a few days' use of an alterative vapor, her symptoms improved. But at the end of four weeks, another ulcer was discharged, the result of a previous tubercular deposit; but at this time it affected her general health less, which was wholly to be attributed to the use of medicated inhalation, as she could use no medicine of any kind by the stomach.

She continued to persevere with inhalation, believing it to be the only remedy whereby she could be benefited, as she had seen others of her family, one after another, perish, although every remedy had been resorted to, usually administered by the stomach.

Encouraged by the relief inhalation afforded her, she persevered through the months of February, March, and April in its use, with decided benefit; her unfavorable symptoms gradually subsided, appetite improved, cough and expectoration became less; and when May came, she was able to walk and ride in the open air; and with a constant use of the inhaler up to this time, she has been enabled to walk a mile with ease, and is now enjoying a comfortable degree of health.

I feel assured that your method of inhalation is the only reliable treatment for chronic diseases of the throat and lungs, and will, when early and skilfully administered, restore at least a large share of those afflicted with pulmonary diseases.

I have other cases of importance under treatment, the result of which I will inform you at some future period. A few more words and I have done.

I have long been an unwilling witness to the destructive ravages of that fell destroyer, pulmonary consumption, and in common with the great mass of our profession have been deeply and painfully impressed with the humiliating conviction of the utter uselessness and inefficiency of all the usual means hitherto adopted for the arrest and final cure of this fearfully increasing and fatal malady. Sir, I deem the position you occupy in reference to this reform as far above the range of little minds; and so long as your theory is supported by the best medical reasoning and sound philosophy, and above all by successful results, the shafts of envy and malice must fall powerless at your feet.

Hoping that you may long live to relieve suffering humanity,

I am, dear Sir, very respectfully,

Your obedient servant,

S. P. U., M. D.

In all ages the human intellect has been compelled to grope in darkness, and to witness the destruction of thousands of human lives before it has been permitted to enjoy the light of truth. Why the pernicious system of drugging the stomach for the cure of consumption should have been practised so long is truly astonishing. The

signs of the times, I think, clearly indicate that a new era is about to dawn upon the history of the human race; new not only in politics, in morals, and social economy, but in its application to the healing art.

What is true of the powers of electricity, and of the various important uses to which it has been applied, may be equally true concerning other powers of nature. Who dare say that the very upas tree shall not yet be made to furnish an antidote for its own deadly poison; the noxious vapors escaping from the putrid marsh turned into a channel that would compel them to minister to the health and life they are now so powerful to destroy; or that the practice of inhalation, when thoroughly understood by the great mass of the medical profession, shall not be as successful in the cure of consumption and kindred diseases as Peruvian bark and quinine in the cure of ague and fever?

CASE XXVI. — *Bronchial Consumption with Ulceration.*

[COMMUNICATION.]

WINCHESTER, MASS., April 25, 1864.

Dr. Dillenback. Dear Sir: Sympathizing with the thousands who are suffering from that terrible scourge, Consumption, (as understood by the people generally,) and hoping that a statement of my own case may be the means, under God, of relieving some of that suffering, I take the liberty of writing as full a description of my symptoms as I can in one short letter.

My case was one which may be justly called hereditary consumption, having lost my father, mother, three brothers, and a sister with that disease.

For several years the premonitory symptoms had been slowly developing themselves, such as a hacking cough, tickling in the throat, constant expectoration of mucus, followed by general debility, loss of flesh, diminished appetite, and night sweats. I suffered much from pains in my side and under my shoulder-blade. I expectorated daily a large amount of thick, heavy, and offensive matter. I could scarcely walk without reeling to and fro, and any attempt to stand up erect was attended with severe pain. My own opinion, as well as that of others, was, that ulceration had already made considerable progress in my lungs.

At this time, having seen some of your letters on consumption, published in the Boston Traveller, I became

fully satisfied that inhalation was the only correct principle; that there was more hope of effecting a cure by these means, since the remedies were applied directly to the seat of the disease in the lungs, instead of the stomach, where they do no good. I was under your care about two months; and so rapidly did I improve, at the end of that time I discontinued your treatment for several months; but, finding some of the old symptoms still lurking about me, I applied to you again, and in less than a month I was perfectly cured, and have remained so until the present time, which is now about two years.

Since that time I have also had some experience in your treatment of catarrh. I was troubled with a discharge of thick, greenish-yellow colored matter from my head into my throat. It was not only an offence to myself, but to all around me. I suffered from a disagreeable feeling in my head, ringing in my ears, and partial deafness. It was with the greatest effort that I could add up a column of figures correctly.

I applied to you, and in two weeks all of these difficulties disappeared, although it was several months before the senses of taste and smell, as well as that of hearing, were fully restored. The strongest wish of my heart is, that every human being knew, what I am so grateful to know, that catarrh and consumption can be cured by a timely application of your skill and remedies.

Hoping you may long live to receive the blessings of, and be a blessing to, the afflicted,

I remain gratefully yours,

H. K. S.

Remarks. — The gentleman who has so well described his case in the above communication consulted me in January, 1858. Age fifty-five ; of strumous habit, and strongly predisposed to pulmonary disease. I found him much reduced in flesh and strength, with severe cough, attended with a profuse muco-purulent expectoration. The physical signs were extensive *mucous* and *sibilant* rattles, with some crepitation, but no well-marked indications of disease in the parenchymatous structure of the lungs. The treatment consisted of nitro-muriatic acid vapors, chloric ether, alcohol, creosote, stramonium, and tolu, at a common temperature ; a vesicating iodine liniment upon the surface of the chest, and internally a preparation of steel and iodide of lime, and the daily use of some alcoholic stimulant, in such quantity as he could bear. Under this course of treatment, the cough and other symptoms were speedily relieved, and a stethoscopic examination, at the end of two months, fully indicated the removal of every morbid sign, and a complete restoration of all the healthy functions of the respiratory organs.

CASE XXVII. — *Consumption, with Hemorrhage of the Lungs.*

[COMMUNICATION.]

Dr. Dillenback. Sir : Feeling as I do the most sincere gratitude to you for the benefit received from your treatment, I can conceive of no better way of expressing it

than by telling you the simple story of the good results of your practice. And knowing, as methinks I do, your sympathy for the suffering, it will at least afford you some satisfaction. Referring to my earlier history, my mother died of consumption when I was a child, and I apparently inherited many of her complaints, being extremely delicate in my youth, and subject much of the time to a cough. Four years previous to consulting you, I had been given up by several of the most celebrated physicians in Boston, as past cure by medical treatment, and was advised to try change of climate, away from the sea breezes. This served, for the time being, to relieve me, and my general health improved ; but, as the change wore away, my old complaints, one after another, returned — *cough, debility, hemorrhage, &c.*, until life itself seemed almost a burden. Having now returned to Boston, and hearing of your reasonable method of treating the lungs, I was induced to place myself under your care.

When you had examined my lungs, you gave me but little encouragement ; and had it not been for my friends I should not have had sufficient courage to have followed your prescription. For several weeks I could not perceive much benefit from the treatment, but was induced to persevere, until at length relief came. I then continued to improve daily, and am happy to say, that in eight or nine months from the time I first saw you, I was completely restored to health, and have had no return of my former difficulty.

I will also add, that previous to your treatment I was troubled much with indigestion, bowel complaint, and many other ills, too numerous to mention, which have all disappeared. I am now in the enjoyment of excellent health, and weigh over one hundred and fifty pounds, my usual weight in years past having been from one hundred to one hundred and fifteen pounds. Allow me to tender you my heartfelt thanks for the benefit which, under a kind Providence, I have received from your treatment; and, could my voice reach the thousands now suffering from consumption, I would persuade them to resort at once to your remedies.

Yours gratefully,

MRS. L. H.

SOMERVILLE, Nov. 29, 1861. 20 Webster Street.

Remarks. — The author of the above is a married lady, aged thirty-five. I was consulted by her, seven years ago, for a disease of the lungs, under which she had been laboring for several years. She presented a thin, pale, exsanguinated appearance; her respiration hurried and difficult, attended with cough and expectoration of purulent matter; appetite poor, and nutrition imperfect. On examination I found dulness over the upper portion of the left lung, pectoriloquy, with gurgling rattle, approaching cavernous respiration; the summit of the right lung slightly dull; respiratory murmur harsh, with prolonged expiration. I ordered inhalations of iodine, bromide of potash, conium, lupuline, creosote,

and chloric ether, at a temperature of 150° ; counter-irritation of nitro-muriatic acid upon the surface of the chest, with the usual observance of air, exercise, a nutritious diet, and a daily sponge bath of alcohol, water, and aqua ammonia. Under this course, the progress was slow, but steady and satisfactory; the soreness, the cough, and irritation of the lungs were gradually overcome by the soothing influence of the inhalations. Subsequently I directed small doses of pyrophosphate of iron and iodide of lime, in connection with the inhalations, having previously administered remedies to correct the morbid condition of the stomach and bowels. The treatment, with slight interruptions, was continued for about nine months, when every indication of pulmonary disease had disappeared, and all the normal functions of the system were fully restored; and the patient has enjoyed a perfect immunity from the disease ever since.

CASE XXVIII. — *Chronic Catarrh, attended with Bronchitis.*

[COMMUNICATION.]

BOSTON, May 1, 1862.

Dr. Dillenback. Dear Sir: I have been a sufferer from chronic catarrh, and an affection of the lungs, for a number of years past; and believing that a simple history of my case might be of interest to others who have suffered in a similar manner, I cheerfully place at your disposal the following brief statement of facts: —

My symptoms, as nearly as I can describe them, were pain over the eyes, a discharge of thick yellow matter from the head, attended with sore throat, and a constant desire to remove the accumulating secretions. This was followed by complete deafness of the left ear. I was very much reduced in flesh and strength, and my friends generally believed there was no help for me. I was under the care of different physicians, both in New York and Boston, and tried various other remedies recommended, with little apparent benefit. I have only to add, in conclusion, when I called upon you it was with little hope of success. But from the soothing and agreeable effect of the inhalations I soon found relief, my constitutional vigor improved, and in about four months from the time I commenced your treatment I had gained seventeen pounds in weight, my hearing was perfectly restored, my catarrh, as well as the difficulty about my lungs and throat, had entirely disappeared.

Yours respectfully,

MRS. J. E. S.

Harrison Street, Cambridgeport.

Remarks. — The subject of the above, a married lady, aged twenty-six, consulted me six years ago. She complained of a constant dropping of mucus from the posterior nares into the throat, deafness, a sense of dryness in the throat and upper part of the larynx, hoarseness, cough, and expectoration. Inspection of the throat revealed extensive follicular disease. Stethoscopic

examination detected mucous and sibilant rattles over various parts of the chest, particularly over the superior portion of the left lung. There was also much general debility and emaciation, indicating that the constitutional powers of the system were rapidly giving way under the influence of the disease. The treatment comprised inhalations of nitro-muriatic acid vapors, alcohol, chloric ether, balsam tolu, and camphor, with suitable applications to the nasal passages, by means of the showering syringe daily, a thorough hygienic course, bathing, friction, pure air, and exercise, and the use of iodide of iron internally. This course resulted in a complete and radical cure; every indication of disease about the head, throat, and lungs having passed away.

There can be no doubt that the primary cause of all the disagreeable and dangerous symptoms from which this lady suffered for so many years, can be directly traced to a chronic catarrhal complaint. That this disease is followed by sore throat, hoarseness, cough, and expectoration, is just as certain as that cause is followed by effect. If my voice could reach the unfortunate multitudes suffering from this class of diseases, I would say, with emphasis, As you value life, and would avoid the dangers of consumption, attend at once to the removal of these difficulties.

CASE XXIX. — *Bronchial Consumption, with Hemorrhage of the Lungs.*

[COMMUNICATION.]

MANTINO, ILL., May 12, 1863.

H. P. Dillenback, M. D. Dear Sir: I have been highly pleased with the operation of your inhaling remedies, which you sent me about a year ago. They have benefited me more than any other medicines I have ever used for throat and lung difficulties. About the time I wrote you my throat and lungs had assumed an uncommonly threatening form; slight hemorrhage of the lungs had taken place, and I scarcely expected to survive more than a few months. I frankly acknowledge that I had but little hope that any remedies would cure me, or even afford any considerable relief. My disease was complicated, and of long standing. *Catarrh, sore throat*, and irritation, if not disease, of the lungs, all combined to make it a difficult case. I had been afflicted with catarrh for more than forty years, and with sore throat more than twenty years, until my lungs became so seriously affected that I despaired of any relief. Under such circumstances I applied to you; and although not entirely cured, I have been greatly benefited, and my life has been prolonged by your remedies. I can with pleasure recommend your treatment to all similarly affected; and may the Lord employ you long in curing and relieving thousands of the afflicted.

Your much obliged friend,

REV. T. P.

CASE XXX. — *Chronic Sore Throat, with incipient Tubercular Disease at the Top of the left Lung.*

[COMMUNICATION.]

STONEHAM, February 20, 1861.

Dr. H. P. Dillenback. Dear Sir: I esteem it a privilege, as well as a duty, to add my humble testimony to the value of medicated inhalation in throat and lung diseases. When I called at your office on the 6th day of March last, I had been suffering from a disease of the throat for several years; and during this time I was under the care of two able and experienced physicians, and had made use of various remedies recommended by them; and in addition to this, had my throat sponged with nitrate of silver, from time to time, for four or five months, with apparently little or no benefit. In short, my symptoms seemed to be growing worse, until finally the irritation extended from my throat to my lungs, causing more or less hoarseness, cough, and expectoration.

At this stage of the disease, while living in Stoneham, Mass., my attention was arrested by the appearance of several articles from your pen on the subject of pulmonary diseases, and their treatment by inhalation. I was so favorably impressed with the reasonableness of your plan of treatment, that I was induced to consult you in my own case, and placed myself at once under your care; and at the end of four months I am happy to

say that I regard myself perfectly cured of my throat and lung difficulties. I feel very thankful for your kindness and attention, and shall ever hold your name in grateful remembrance while I live. Reader, if you are suffering from throat or lung diseases, my advice is, to place yourself under the care of Dr. Dillenback, and make a trial of inhalation.

Most respectfully yours,

MISS E. M. D.

Remarks. — Miss E. M. D., aged twenty-six, writer of the above, consulted me March 6, 1860. Her habits were sedentary, and the cause of her disease is mainly to be attributed to breathing an impure, vitiated atmosphere for many hours during the day. On examination, the throat presented a cavernous appearance, and the pharyngeal muscles had become atrophied in a manner greatly to enlarge the posterior fauces. The mucous membrane lining these parts was literally covered by diseased follicles, filled with a semi-fluid substance, resembling tubercular matter. On examination of the chest, there was detected dulness or percussion over the apex of the left lung; inspiration harsh, with expiration prolonged. The right lung indicated no abnormal physical signs. The treatment consisted of inhalations of nitro-muriatic acid vapors, alcohol, tolu, chloric ether, oil of bitter almonds, and camphor, and an occasional application of nitrate of silver to the throat and larynx. Chalybeates, with the free use of beefsteak and porter,

with plenty of fresh air and exercise, were also enjoined. This course, with some slight changes, was perseveringly followed out; and I had the peculiar satisfaction, at the expiration of a few months, to see every indication of disease removed from the throat and lungs, and my patient's health and strength fully restored. Nearly six years have now elapsed, and the patient finds continued good health, and no return of her former difficulties.

CASE XXXI. — *Bronchitis.*

[COMMUNICATION.]

BOSTON, *January 15, 1858.*

Dr. H. P. Dillenback. Dear Sir: A deep sense of gratitude prompts me to give you a brief statement of my experience of your treatment of throat and lung diseases by inhalation.

For several years past I have been a sufferer, more or less, with either catarrh, sore throat, or bronchitis, attended with neuralgia in the head, inflammation of the eyes, pain in the chest, &c., all apparently originating at the time from the slightest cold or exposure to the weather. Owing to an almost constant cough and night sweats, I obtained but little rest at night.

On the 15th of October last, by the earnest solicitude of a friend, I called at your office; when, after a thorough examination of my throat and lungs, you provided me with an inhaler and the necessary preparations

for use, with injunctions to omit entirely the use of any and all drugs, patent medicines, &c., by the stomach ; to eat the best and most nourishing food, exercise freely, and avoid all exposure to night air.

I have complied with your instructions to the best of my ability, and I am happy to inform you, though not entirely free from occasional colds and consequent catarrhal symptoms, that I am in the enjoyment of better health at the present time than I have been for the last ten years, and that I owe this great improvement in my health and strength to your invaluable and successful mode of practice by inhalation.

During the three months that I have been under your care, several of my friends, witnessing my success, have called upon you and obtained relief, and will also bear testimony to the value of medical inhalation, in throat and lung complaints.

Most respectfully,

Yours, J. P.,

239 Commercial Street, Boston.

CASE XXXII. — *Chronic Catarrh, with Ulceration, Loss of Smell and Taste.*

[COMMUNICATION.]

WOBURN, MASS., *September 20, 1858.*

To the Editor of the Boston Journal: Fully aware how unworthy of confidence are the great mass of medical certificates with which newspapers abound, I am

nevertheless induced, from a sense of justice, as well as humanity to a great class of persons suffering from various chronic affections of the throat and lungs, to make a brief statement of my own case, in order that others suffering in a similar manner may avail themselves of what I regard as the only rational and successful means of cure.

For about six years I have been afflicted with chronic catarrh. The discharges from my head were of a thick, greenish-yellow appearance, very profuse, and frequently so offensive as to make me really loathe myself. There was a constant dropping of matter into my throat, provoking incessantly a desire to hawk and spit. I was subject to "colds" upon the slightest changes of the weather, which never failed to increase the difficulty, and bring with it more or less cough and increased expectoration.

I had nearly, if not entirely, lost the sensations of smell and taste. I had about made up my mind that there was no remedy, and that I must suffer on without any hopes of relief, when my attention was arrested by an article published by Dr. Dillenback, of Boston, upon the subject of chronic catarrh. His plan of treatment seemed so reasonable, and so different from any thing I had ever tried, that I was induced to consult him, and finally placed myself under his care. My treatment consisted simply in inhaling the remedies from an inhaler several times during the day, and in having my nostrils showered twice or three times a week with a showering

syringe. Though I continued my business as usual, I soon found a decided improvement; the discharges from my head became less and less, my cough at length disappeared, and I can now say I am well, and free from a disease which was fast undermining my health, and doubtless would soon have ended in consumption and an early grave. Any one doubting this statement may be convinced of its truthfulness by addressing a line to me, or calling upon me at my residence.

Yours, &c.,

D. F. M.

CASE XXXIII. — *Chronic Catarrh, with Bronchitis.*

[COMMUNICATION.]

WOBURN, MASS., *September 7, 1859.*

Editors of the Boston Journal. Gentlemen: I had long since come to the conclusion that there was no remedy for chronic catarrh, and I believe this opinion has been largely shared in by the public mind. Having been a subject of this most unpleasant and disagreeable complaint for several years, I feel that I can in no way better serve the cause of the afflicted than to lay before them a simple statement of my own case, and the benefits I have derived from the treatment by inhalation, as practised by Dr. Dillenback.

My symptoms were as follows: A constant discharge of offensive matter from my head into my throat, with a disposition to remove the secretions. The irritation thus

produced was followed by sore throat, hoarseness, severe cough, and expectoration amounting to nearly half a pint of matter daily. My appetite, as well as my physical strength, gradually failed. At this stage of the disease I was advised by one of my neighbors to consult Dr. Dillenback, as he had been cured by him of a chronic catarrhal affection of many years' standing; and I have the satisfaction to-day to say, that under his care, and by the inhalation of his remedies, I experienced immediate relief, my symptoms daily changing for the better; at the expiration of five weeks, my cough had entirely disappeared, I had gained eight pounds in weight, and my constitutional energies and vigor had proportionally increased. I now consider myself nearly cured of a disease which must in a few months, at most, have carried me down to a consumptive's grave.

Yours truly,

J. H. W.

CASE XXXIV. — *Bronchitis.*

[COMMUNICATION.]

WEST CHARLESTON, VT., *February 1, 1862.*

Dr. Dillenback. Dear Sir: I have not forgotten the time when I called upon you, after I had ceased to obtain any relief or encouragement from other physicians. Being emaciated and feeble, it was with much difficulty I could reach your office. I had but little hope, if any, in your mode of treating bronchial and lung

diseases ; yet, as a last resort, I thought I would go and hear what you would have to say. I supposed your advertisement, like others with which the newspapers abound, might be a humbug, and yourself an ignorant quack.

But in this I was happily disappointed. Your kindness, sympathy, and encouraging words gave me hope, and your medicines and counsel, under a kind Providence, have been a great benefit to me. My voice is much stronger, and I can speak with more ease. When I take cold I occasionally feel a slight recurrence of the old bronchial difficulty, but do not take cold as easily as heretofore, neither am I so sensitive to changes of weather as I have been. My appetite is generally quite good, and, with a grateful heart, I receive pleasure and strength in taking my food. For the lengthening out of my days, and the comfort and enjoyment of the good degree of health I am permitted to enjoy, I trust I shall ever have a grateful remembrance of you.

Yours very truly,

REV. J. T. H.

Remarks. — The author of the above, a clergyman, sixty years of age, had suffered many years from chronic sore throat, hoarseness, and bronchial irritation, to such a degree as to incapacitate him for his professional duties. His voice, much of the time, was reduced to a mere whisper. He also suffered very much from general debility. Inhalations of nitro-muriatic acid, alcohol,

chloric ether, camphor, and balsam tolu, with a vesicating iodine liniment to the throat, were prescribed. Under this plan of treatment the bronchial irritation speedily subsided, the tone and power of his voice improved, and in a few months he was sufficiently restored to partially resume his labors.

CASE XXXV. — *Sore Throat, attended with Loss of Voice.*

[COMMUNICATION.]

NORTH BRIDGEWATER, *February* 12, 1861.

Dr. Dillenback. Dear Sir: Thinking you might like to hear something in regard to my present state of health, I take the liberty to write you a few lines. I have used your inhaler and remedies about five months. I have had but one slight attack of hoarseness since I commenced your treatment. It is now about two months and a half since I have entirely left off inhaling. I can now sing with ease, and with a full and clear voice, as I have not been able to do in four years. Formerly, on going out of a warm room into the open air, I would at once hoarse up, so that I was scarcely able to speak above a whisper. Now it does not affect me at all. I can go out and come in at all times, being free from hoarseness, and am able to speak with ease and comfort.

I have deferred writing, thinking I would wait and see if my improvement continued. I am happy to say, after

passing through all the varied changes from wet to cold of the past winter, that my health continues good, which is alone to be attributed to the use of your remedies by inhalation.

Yours, &c.,

MRS. C. S. J.

Remarks. — This interesting case affords an instance of a nervous, spasmodic affection of the throat. The subject was a married lady, aged twenty-eight. She suffered from sudden attacks of hoarseness, and a choking sensation, caused by a spasmodic constriction of the glottis. When engaged in the most animated conversation, her power of speech would instantly fail, as if struck dumb, and she was not able to articulate a syllable; when perhaps in a few minutes, more or less, the power of speech would as suddenly return, and she was able to resume her conversation. The irritability of the mucous membrane was such that the slightest exposure to the open air would produce similar results. Inspection of the throat revealed numerous enlarged and diseased mucous follicles. Aside from the laryngeal and bronchial irritation, no pulmonary lesion could be detected by the stethoscope. Inhalations of bromide of ammonium, belladonna, and chloric ether, with a view to their soothing, anti-spasmodic, and alterative action upon the part affected, and the use of the valerianate of iron by the stomach, to diminish the irritability and improve the general tone of the system, with pure air, generous diet, the sponge bath, and a vigorous application of the dry

crash, served to remove all her unpleasant symptoms of the throat, and she has since remained in the enjoyment of excellent health.

CASE XXXVI. — *Chronic Sore Throat, Elongation of the Uvula, attended with Cough and Expectoration.*

[COMMUNICATION.]

BOSTON, February 26, 1864.

Dr. Dillenback. Dear Sir: During the past three years I have suffered more or less from a cough and expectoration, with constant irritation in my throat and pain in my chest. I applied, at different times, to physicians for relief, but with no practical benefit. The disease continued to progress, until finally I became convinced that it must soon end in consumption, unless I could obtain relief from some source. Having read your articles on consumption, I was at once struck with your rational mode of treatment, and was induced to consult you. On making an examination of my case, you pronounced my throat in a bad state, much inflamed, with the uvula enlarged and greatly elongated. You first removed a portion of this organ, which healed in a few days. I then commenced the use of your inhaling remedies, and continued your treatment as directed about a month. I now consider myself perfectly cured. In short, I feel like a new man, and enjoy better health than I have for the last fifteen years. I would

say to all suffering in a similar manner, "Make a trial of inhalation."

H. L.,

Day & Sewall's Cordage Works, Roxbury.

Remarks. — This gentleman, aged forty, consulted me January 26, 1864. He was feeble, and somewhat emaciated. On inspecting his throat, the cause of the difficulty was apparent. The whole mucous surface presented an œdematous appearance, the throat studded with ulcerated points or granulations, the uvula enormously enlarged and elongated, resting upon the root of the tongue, its muscular fibres having apparently lost all contractile power. The uvula, by one stroke of the scissors, was removed. Inhalations of iodine, bromide of potassium, conium, and lupuline, a few applications to the throat of nitras argenti, with suitable constitutional measures, were adopted. The relief which followed this plan of treatment was prompt and effectual, and the result entirely successful.

CASE XXXVII. — *Chronic Catarrh, with Follicular Disease of the Throat.*

[COMMUNICATION.]

WESTFORD, MASS., *March 8, 1864.*

Dr. H. P. Dillenback. Dear Sir: I am prompted by a desire to benefit others to give my opinion of your method of treating diseases of the throat and lungs. Having myself suffered much from inflammation of the

throat and catarrh, and having found great relief by the application of your remedies, I am prepared to testify to something which I do *know*.

I regard your mode of dealing with such diseases as the best now practised. It is common sense grappling with the foe in his stronghold, and applying such means of extermination as promise the most speedy success. In my own case, and in others which I have known, the treatment has been attended with the most positive and delightful results. There is nothing that so quickly allays and effectually relieves bronchial irritation as your *medicated lung vapor*. More than four years ago I first consulted you. The inflammation of the throat and catarrh in my head were then so bad that my duty as a public speaker was often discharged with great difficulty and embarrassment. The faithful use of your remedies soon convinced me that they are just the thing for all forms of bronchial and pulmonary diseases.

Cordially yours,

REV. E. R. H.,

Acting Pastor of the Evangelical Congregational Church.

CASE XXXVIII. — *Chronic Bronchitis*.

[COMMUNICATION.]

HAVERHILL, December 1, 1860.

Dr. Dillenback. Dear Sir: During the past six years I have been troubled with weakness of the lungs and a hacking cough, which, though not severe,

has been somewhat troublesome, from a constant irritation in my throat and bronchial tubes. I had expended large sums of money for the various nostrums advertised as wonderfully curative, without experiencing the slightest benefit. About two years ago the irritation and soreness gradually extended down, and I began to feel a pain in my left lung, which caused me much uneasiness, if not alarm, as I knew too well the terrible consequences which must ensue if I did not meet with some remedy more worthy the name than anything I had yet found. Passing your door one evening, my eye chanced to fall upon your sign, which informed me that throat and lung diseases received your special attention. A new hope sprang up within me. Here, thought I, is one more chance for life, and I will try it. I called upon you, stated my case, ascertained your mode of treatment, and so entirely convinced did I feel that this was the long-sought remedy which was to restore me to health, that I resolved to commence at once ; and though, owing to the distance of my business, I could only inhale morning and evening, the effect seemed truly wonderful. The soreness gradually left my lungs ; the expectoration, which was very copious and purulent, diminished from day to day, while the irritation in my lungs and throat entirely subsided. I then discontinued the use of the inhaler, except at intervals, when I felt any slight return of the irritation in my throat. About four weeks since I had a severe attack, in consequence of taking a violent cold, which settled on my lungs. I commenced coughing

very hard; the whole bronchial tube seemed to be one mass of inflammation, and I could rest neither night nor day. This time I was not ignorant of the means of cure, and immediately sent to you for such remedies as the case demanded; and by strictly following your directions, the soreness and inflammation of my lungs rapidly disappeared, and I can once more lie down and sleep comfortably at night, and seldom feel any inclination to cough. By your advice I keep your remedies constantly on hand, and whenever I feel any irritation in my throat, I immediately seek the magic inhaler, and soon find myself all right again.

I feel under deep obligations to you, sir, for the relief I have obtained both in body and mind, and you may be assured that I shall do all in my power to repay you in some measure for your kindness and attention to me by inducing all who are afflicted with pulmonary affections to seek what I believe to be the most sure and effectual means on earth for the cure of this most fatal disease.

Yours, very truly,

E. G. W.,

Publisher of the Tri-Weekly, Haverhill, Mass.

Remarks. — The writer of the above communication, aged forty-eight, consulted me in 1859. He was of a scrofulous habit, and at the time laboring under many well-marked signs of confirmed phthisis — great debility, emaciation, hectic, and night sweats, with a severe cough, and purulent expectoration. On inspection, the throat

presented a diseased and cavernous condition. Ulcerated points or granulations could be traced over the entire mucous membrane of the fauces and pharynx. The respiratory murmur was harsh, with a blowing or bellows sound, indicating enlargement or dilatation of the bronchi, which, in the absence of other rational signs, might have been mistaken for tubercular cavities. The treatment adopted in this case consisted of inhalations of iodine, bromide of potash, belladonna, conium, creosote, and chloric ether; and applying, with a brush, a preparation of glycerine, tannin, and morphine, to the mucous membrane of the throat. The soothing and comforting effects of these measures in relieving the cough, in subduing the inflammation, and promoting a healthy expectoration, were such as to convince the most sceptical of its superior efficacy and power when applied to pulmonary diseases. The result, as he has so well described it, was entirely successful, and he has since been able to pursue his vocation without interruption.

CASE XXXIX. — *Catarrh, resulting in Congestion and Ulceration of the right Lung.*

[COMMUNICATION.]

BIDDEFORD, ME., *February 24, 1860.*

H. P. Dillenback, M. D. Dear Sir: I have to acknowledge the receipt of your kind letter of the 16th instant, and it gives me pleasure to furnish you a statement of

my case, and the benefits I have derived from your treatment. Some ten months, I should think, previous to calling on you, I had been suffering from a discharge from my head, which at times was exceedingly offensive, and which you, I believe, call chronic catarrh. The matter dropping down from the back part of the nasal passages into my throat kept up almost a constant desire to hawk and spit, with a view to clear it. This state of things was exceedingly annoying, and continued several months, until I found I had entirely lost my sense of smell. Subsequently I felt a pain in my right side. I called upon my family physician, and asked him if there was not some trouble about my lungs ; he said there was not. But my symptoms daily getting worse, and finding myself growing weaker, I very naturally became alarmed about my condition, and consulted another physician, who, upon making an examination of my case, pronounced my lungs badly affected. He told me that unless I could have immediate relief, I could live but a short time. I took his remedies a few days, but was no better. My cough was very violent, and attended with a profuse and bloody expectoration. The shortness of breath and the pain in my side were also very much increased. I now began to feel that there was no help for me, and fully gave up the idea that I should ever be any better. But, through the earnest solicitations of kind friends, I was induced to make one more effort, and called upon you. After a most thorough and careful examination of my case, you described my symptoms so

well that I was encouraged once more to hope. And I am happy here to state, that under your care, and by the use of your remedies, I soon found relief. My difficulty of breathing was in a few hours very much better, and by the daily and persevering use of your remedies my cough and expectoration gradually diminished, and the pain in my side and all uncomfortable feelings about the chest passed away. I gained in health and vigor, and at the end of three or four months, I was once more able to attend to my business, my health now being good, and am able to enjoy life. If these few lines are of any service to you, you are at liberty to make such use of them as you may think proper. I have only to add, that I would most cordially recommend your treatment to all suffering from chronic catarrh, or any of the diseases of the lungs and throat.

With much respect, I am yours, &c.,

J. R. B.

CASE XL. — *Advanced Pulmonary Consumption, with a Cavity in the right Lung.*

[COMMUNICATION.]

LOWELL, *February* 26, 1864.

Dr. Dillenback. Dear Sir: Having suffered from a disease of the lungs for a number of years, and having applied to several eminent physicians, without relief, I now write to acknowledge the benefit I have derived from

your system of treatment by inhalation. When I first called upon you my cough was very severe. I expectorated daily large quantities of a thick greenish-yellow colored matter, that would at times almost suffocate me. My lungs were so sore that I could only lie upon my back ; my appetite was poor, and I found I was losing flesh and strength very fast. I requested my physician to make a careful examination of my chest, and tell me candidly the true condition of my lungs. He informed me that the right lung was badly ulcerated, and a small cavity in the lung was then existing. Under these circumstances I had but little to hope for, having seen my sisters and brothers, one after another, pass away with the same disease. At this time your work on medicated inhalation fell into my hands, and I was induced to put myself under your care, being fully convinced if this did not reach the disease in my lungs, nothing could. On examining my lungs, your opinion differed but little from my former physician. I commenced your treatment, and by a faithful and persevering use of your remedies, my cough has disappeared, my respiration is easy, my lungs are free from pain, and my usual degree of health and strength has been fully restored. All of which, under a kind Providence, I owe to your treatment of my case by inhalation.

Yours, very respectfully,

MRS. H. N. W.,

Elm street, Lowell.

Remarks. — The author of the above consulted me in January, 1859. On examination of the case by auscultation, I at once detected a cavity of considerable size in the superior portion of the right lung. Broncophony and loud gurgling rattles could be distinctly heard, both anteriorly and posteriorly. In addition to a violent cough, there was copious expectoration of muco-purulent matter, amounting to a half pint and upwards daily. The pulse ranged from one hundred to one hundred and ten per minute. There was much emaciation, hectic fever, and profuse night sweats. The right side of the chest, from the inaction of the lungs, was very much flattened or depressed. I directed the patient to inhale nitro-muriatic acid vapors, in combination with chloric ether, alcohol, camphor, and opium, at the common temperature of the atmosphere; counter-irritation of nitro-muriatic acid upon the chest, and a sponge bath of aqua ammonia, alcohol, and water, to be employed daily, over the entire surface of the body. An out-of-door life, with all the daily exercise the patient could bear, was strictly enjoined; and the use of the pyrophosphate of iron, in conjunction with some stimulant, was directed to be taken internally. This course of treatment, with some slight modifications, from time to time indicated, was unremittingly pursued for some three or four months. And it only remains for me to say that the lady perfectly recovered from her pulmonary difficulties, and though four years have elapsed, has had no recurrence of her former symptoms.

This case, with many others no less remarkable, that have come under my care, fully sustains the opinions advanced by the great Laennec, whose life was devoted to the pathological investigation of pulmonary diseases, and who bears witness to the curability of consumption, in the following language : —

“ I think that the cure of consumption, when the lungs are not completely disorganized, ought not to be looked upon as at all impossible, in reference either to the nature of the disease, or the organ affected.”

CASE XLI. — *Laryngitis, with Follicular Inflammation of the Throat.*

[COMMUNICATION.]

WESTBORO', MASS., *February* 15, 1864.

Dr. H. P. Dillenback. Dear Sir : You recollect when I called to consult you I was suffering severely from chronic catarrh, sore throat, and a very troublesome cough. They had existed so long, and progressed so far, that I was somewhat discouraged in regard to my condition. But I soon found my difficulties yielding to your method of treatment, and by a faithful and persevering application of your remedies, I am now as free from those distressing troubles as I ever was. I write this note to thank you for your kind and faithful attention to my case, as well as to inform you of my present condition. May the same happy success attend your labors in behalf of others suffering from similar diseases.

Yours, most truly,

L. H. S.

Remarks. — The writer of the above, a clergyman of middle age, consulted me in 1859. The severity of his complaint was such that he was obliged to suspend his labors. He had made use of the various remedies of the day adopted for its removal, but without success. He was suffering from a paroxysmal cough, of great severity, attended with a viscid, tenacious expectoration, in which were suspended masses of purulent matter; great debility of the vocal organs, the voice being reduced to a mere whisper, and respiration labored and difficult. On inspection, the throat presented a highly congested and œdematous appearance, the uvula prodigiously enlarged and elongated. Physical explorations of the chest revealed excessive bronchial irritation, but no organic lesion of the lungs. Warm emollient and anodyne inhalations were ordered, which, by their direct and soothing action upon the exhalant vessels of the inflamed mucous membranes, speedily subdued the irritation of the parts, quieted the cough, relieved the breathing, and calmed the general excitement of the nervous system. When the inflammatory symptoms had subsided, the warm vapors were discontinued, and inhalations of nitro-muriatic acid, alcohol, chloric ether, oil of bitter almonds, balsam tolu and camphor, of a common temperature, were substituted. When adopted in season, I have seldom known this course of treatment to fail in promptly arresting the disease.

CASE XLII. — *Tubercular Disease, attended with severe Hemorrhage of the Lungs.*

[COMMUNICATION.]

MILTON, MASS., *March 9, 1864.*

Dr. H. P. Dillenback. Dear Sir: In the month of February, 1862, I was attacked with hemorrhage of the lungs, which continued more or less for twenty-four hours. For two weeks I was very weak, so that it was with difficulty that I could speak aloud. I recovered, and returned to my business. In the month of June, 1863, I was attacked in the same manner, which was followed by a third attack about two months later. My strength was now nearly gone. I had a violent cough, poor appetite, accompanied with headache and fever at night. At this time, through the kindness of a friend, who recommended your mode of treatment, I placed myself under your care, and under your direction commenced the process of inhaling, together with such other means as were calculated to improve the general condition of my system. At the end of the first week my symptoms had perceptibly improved, and I was once more inspired with confidence and hope. And at the end of the first month I could still report progress, my cough, as well as my general health and strength, being much better. And, after a faithful and persevering trial of your remedies for about three months, my cough was entirely removed,

and my usual health was completely restored. I then discontinued your treatment, but none of my former symptoms of ill health have returned.

The result, I am free to say, has been every thing I could wish — much more than I could reasonably expect. And, under a kind Providence, I can attribute my restoration to health alone to your peculiar mode of treatment.

I am, sir, with gratitude and respect,

Your most obedient servant,

S. A. T.

Remarks. — The subject of the above communication, a young man, aged twenty, consulted me September 11, 1863. Stethoscopic examination of the chest revealed the following well-marked signs of tubercular disease: Jerking respiration, prolonged expiration, with pect-riloquy at the top of the left lung. These indications were accompanied with cough, expectoration, and night sweats. Inhalations of chlorine, terebinthina, conium, lupuline, and creosote, and a mild tonic and alterative course, were adopted to elevate and improve the powers of the system. He was ordered to live in the open air as much as possible, to make use of a generous and nutritious diet, in conjunction with an alcoholic stimulant, the sponge bath and crash. Under this course the enfeebled powers of the system speedily rallied, the cough and all the unhealthy chest indications disappeared, and at the time of writing the gentleman remains in perfect health.

CASE XLIII. — *Catarrh and Sore Throat, accompanied with Hoarseness and Bronchitis.*

[COMMUNICATION.]

WINDSOR, VT., October 21, 1863.

Dr. Dillenback. Dear Sir: I expected to visit Boston, and personally inform you of my improvement, or I should have written you long ago. Now, having no immediate prospect of doing so, I send a few lines by a friend. With gratitude to God for his blessing upon the means employed, and to yourself, sir, as the agent of those means, I can say I am once more in possession of a tolerably good degree of health, such as I never expected to enjoy again when I first consulted you. And most earnestly shall I try to persuade any who are afflicted with throat or lung difficulties to resort at once to your system of treatment. I find, in sudden changes of weather, which cause more or less hoarseness and irritation of the throat, a few inhalations always relieve me. You will please send me another bottle of vapor by my friend, as I wish to keep it in the house, in case of a return of my former difficulty.

Hoping I may yet see you, to thank you for all your kindness and sympathy,

I remain gratefully yours,

MRS. S. B. H.

CASE XLIV. — *Chronic Catarrh, Ulceration of the Throat, and Bronchitis.*

[COMMUNICATION.]

FRANKLIN, MASS., *March 4, 1864.*

Dr. Dillenback. Dear Sir : It was eight years ago that I placed myself under your care for treatment by inhalation. A throat and lung difficulty had prostrated me so that I had not been able to preach for more than half the time for three years. A bad cough, emaciation, great debility, ulceration of the throat, together with catarrh and weak lungs, rendered my recovery doubtful. I had consulted several eminent physicians in Boston and in New York, some of whom had little hope of my restoration, and none did me any good. I grew worse and worse. But your treatment by inhalation relieved me at once, and a few months under your care completely restored me. Several years have elapsed since the disease of my throat was removed, and I have had no return of it, save in two or three instances, when suffering from a severe cold. In all such cases, however, inhalation has been my remedy. I have known several cases which you have treated more remarkable than my own. I have a brother who was for months under the care of an eminent physician of New York, and subsequently under the care of one no less eminent in Boston ; and yet he continued to grow worse and worse. But your treatment by

inhalation restored him to health, and saved him, as we think, from a premature death. I am free to say that I have no confidence in any other mode of treating throat and lung difficulties, with their attendant diseases. If inhalation will not save the patient, then he cannot be saved. Experience and observation impel me to the conclusion. It is not quackery, but true medical science, based upon reason and common sense. He who tries to cure me and don't is the quack. The physician who restores me by an intelligent and systematic application of remedies, has succeeded in his treatment.

REV. WM. M. T.

Remarks. — This well-known clergyman, the history of whose case has been so well described in the above, I found greatly reduced in strength, and suffering from general prostration of all the vital powers of the system. He complained of a constant state of uneasiness or irritation in the throat and bronchi, attended with a weakness or relaxation of the chordæ vocales, (or muscles concerned in the formation of the voice,) which compelled him, for the time being, to abandon the duties of his profession. There were no physical signs indicating tuberculous disease, although most of the symptoms characterizing this disease were present, such as cough, expectoration, emaciation, and debility. The prognosis of the case seemed exceedingly doubtful. Inhalations of nitro-muriatic acid, alcohol, camphor, balsam copaiva, sanguinaria, oil of cubebs, and chloric ether, for the pur-

pose of allaying the irritation, arousing and augmenting the nervous power of the larynx and bronchial tubes, in conjunction with a tonic and stimulant course, generous living, and freedom from all mental anxiety, were prescribed. The patient soon rallied under this plan, although a somewhat protracted course was necessary to overcome all his difficulties; the improvement continued; the symptoms, one after another, yielded to the treatment, and with health and strength restored, he has been able to resume the duties incident to his profession; and I venture to say, that few men possess greater powers of endurance than he does at the present time.

CASE XLV. — *Consumption.*

[COMMUNICATION.]

FRAMINGHAM, *September 23, 1861.*

Dr. Dillenback. Dear Sir: Less than a year ago I had every symptom of confirmed and deep-seated consumption — a severe cough, chills and fever, with cold night sweats, and daily expectoration of thick, heavy matter. For months I had not known the pleasure of a comfortable night's rest. I availed myself of the best medical advice, and was under the care of several very respectable physicians, but with no lasting beneficial results.

At length, a neighbor of mine, who had been cured under your treatment, urged me to consult you, and

finally lent me your invaluable work on inhalation. From a careful perusal of its contents I became fully convinced that inhalation was my only hope, and resolved at once to give it a thorough and faithful trial.

I called upon you about the first of February last, and after a searching and careful examination of my case, you encouraged me to hope, but did not promise to cure me.

From the daily use of your inhalations I soon found sensible relief. My rest, which had been disturbed and broken, now became easy, and, in a word, I could sleep comfortably all night. My spells of coughing were less frequent; the expectoration gradually diminished; I gained in flesh and strength, and at the present time regard myself perfectly cured, being able to endure as much hardship as ever I could.

I have made this statement of my case to encourage others similarly afflicted to hope for relief, knowing that your practice is too well established to require any additional testimony from me.

Very respectfully yours,

H. A. S.

Remarks. — The subject of the above, a single gentleman, aged twenty-five, came under my care in February, 1861. I found him pale and emaciated, respiration feeble and quick, expectoration purulent and streaked with blood. Percussion indicated dulness over the upper part of the left lung; the stethoscope, loud mucous rattles and

pectoriloquy ; the right lung healthy. I ordered inhalations of bromide of potash, iodine, chloric ether, conium, cannabis indica, and creosote ; and as the patient had been confined to an in-door occupation, I requested him to live in the open air ; to breathe a pure, unsullied atmosphere, by night as well as day ; to make use of a nutritious diet, in conjunction with a stimulant, in some form, daily. He pursued this course perseveringly for about three months, in which time he completely regained his health, and was able to endure as much labor and fatigue as at any former period of his life. His health continued good for about three years, when he took a severe cold, had an attack of hemorrhage, with a return of all his former symptoms, and died in about six months. This unfortunate result may doubtless be attributed to the resuming of his former in-door occupation, where he was subjected to breathe an impure, vitiated atmosphere, for many hours together, during each day.

CASE XLVI. — *Bronchitis.*

[COMMUNICATION.]

SOUTHBRIDGE, *August 4, 1864.*

H. P. Dillenback, M. D. My Dear Sir: I was reminded by Miss S., who is here at present, of my promise to you that I would inform you of the results of your treatment in my case. I suppose that you may conclude, by my silence, that I have died or recovered. I am

happy to say, that in just one week from the time I commenced the use of your medicines, I entirely recovered from my cough, which had been of four months' standing. I think it reasonable to conclude that your prescriptions had an important agency in producing the happy result.

When I come to Boston I shall certainly call on you; till then please accept my warmest thanks.

Yours truly,

J. P.

CASE XLVII. — *Hepaticization and Abscess in the Right Lung.*

[COMMUNICATION.]

PROVIDENCE, December 5, 1865.

H. P. Dillenback, M. D. Dear Sir: In the autumn of 1863 I took a violent cold, that settled on my lungs, and in defiance of all the remedies tried, my symptoms daily grew worse. I had a severe cough, pain in my side, suffered from chills and fever, accompanied with night sweats, until in June, 1864, I had become so reduced that I could hardly sit up. At this time I heard of your great success in the treatment of consumption, and was induced to try your remedies. Your inhalations acted like a charm. The first effect was to soothe and quiet my cough. You then gave me an *expectorant vapor*, which produced the most wonderful results; for some time I raised from one to three pints of thick, heavy, offensive matter a day, when

it began to diminish gradually, until at length it subsided altogether. I rapidly gained flesh and strength, my cough entirely left me, and I am now in better health than I have been for years, am able to attend to my business every day, and my lungs are just as sound and well, for aught I know, as ever they were. I make this statement that others may know the benefits I have derived from your treatment, and under the fullest conviction that my own life has been saved by it.

Yours truly,

C. K. L.

Remarks. — The writer of the above communication is a gentleman about fifty-five years of age. On examination I found the right lung extensively hepatized, and an abscess of considerable size already formed in the inferior lobe. He suffered severely from chills, fever, and night sweats. His countenance was pallid and anxious, and his tongue coated, indicating more or less biliary derangement. These symptoms were attended with great dyspnœa, and a dull, heavy pain in the side, accompanied with a severe cough and expectoration.

I put him at once upon the use of inhalations of iodine, iodide of potassa, creosote, conium, lupuline, and chloric ether. I directed at the same time an ointment composed of iodide of potassa, and proto-iodide of mercury, to be rubbed in well upon the surface of the chest daily. At the expiration of about two weeks, the collection of matter which had been formed in the lung found its way into the larger bronchial tubes, when the

patient suddenly discharged about two pints of purulent matter. From this time his respiration became more easy and natural, and his cough less distressing. The inhalations and other remedies were persevered in, and in conjunction, a tonic and stimulant plan of treatment was ordered. This, with a nutritious diet, and the enjoyment of out-door air and exercise, as his strength would permit, served in a few months to remove every obstruction from his lungs, and bring about a complete restoration of health. From the well-known and remarkable power that iodine is universally admitted to possess, in causing the absorption and removal of bronchocele and other scrofulous tumors on the external surface of the body, we are fully justified in the conclusion that it possesses the same decided power in the removal of tubercles, and in the cicatrization and healing of ulcerous excavations in the lungs.

CASE XLVIII. — *Consumption, with Condensation, and permanent Collapse of the Left Lung, and complete Recovery of the Right.*

[COMMUNICATION.]

PROVIDENCE, November 21, 1865.

Dr. Dillenback. Dear Sir: You may possibly remember my consulting you, eight years ago the past summer, for a disease of the lungs under which I was laboring. Several years previous to this time, I suffered from a similar affection, attended with a severe cough, hemor-

rhage, and profuse expectoration. The process of ulceration continued, until I entirely lost the use of my left lung. The left side of the chest had fallen in very much, so that it was not more than one half its natural size, the right lung having double duty to perform. Under these circumstances, the disease fastened upon my right side, and my only remaining lung was now endangered. You made an examination, and expressed great doubt of my recovery; but, having the organ of hope very large, and believing inhalation to be the only effective way of reaching the lungs, I was induced to make an effort, as it seemed to be my only chance, all other means having been ineffectually tried. The result of your treatment, I must confess, surpassed my most sanguine expectations. My cough, soreness of my lung, and other morbid symptoms, yielded under the use of your inhaling remedies. At the expiration of two weeks, I called upon you again, when you made another examination, and expressed surprise that so great a change should have taken place in so short a time. Suffice it to say, my improvement continued, my disease was arrested, and I was soon able to attend to my business, and dispense entirely with the use of the remedies, except on taking a severe cold, when a few applications of the inhaler always suffices to remove the difficulty. I have sent you a great many patients; some were too late to be saved; others were cured; and I have no doubt many more might be, by a timely resort to your remedies.

Respectfully yours,

D. G. G.

Remarks. — From a careful examination, I have only to add, that I fully concur in the statement the gentleman has made in regard to his case ; that the air cells and tubes of the left lung are perfectly closed, no air whatever passing into them, the whole side having collapsed, and the right lung performing the entire work of both ; in consequence of which it has become greatly enlarged. After passing through the various stages of the disease, he fully recovered. Though not strong, he has been able to attend to his duties, with little interruption, for the past eight years. I have had several other cases of a similar character, attended with no less favorable results.

CASE XLIX. — *Chronic Catarrh and Bronchitis.*

[COMMUNICATION.]

GRANITEVILLE, MASS., *December 12, 1865.*

Dr. Dillenback. Dear Sir : I consulted you in March, 1861, I think, for a catarrhal and bronchial disease, which caused me great suffering and inconvenience. I resorted to various means of relief, but found no one that seemed to understand my case, or at least that could do any thing for me. Having heard of your successful treatment by inhalation, I was led, through the advice of a friend, to place myself under your care. Your remedies afforded me immediate relief, and at the expiration of two months I was perfectly cured, and have never had a return of my former complaints.

Yours, &c.,

J. W. A.

CASE L. — *Incipient Consumption.*

[COMMUNICATION.]

HALIFAX, MASS., *February 23, 1864.*

H. P. Dillenback, M. D. My Dear Sir: It is with pleasure that I furnish you with a statement of the case of my daughter, Julia D. B., and of the success of your treatment of her while under your care.

My daughter consulted you August 13, 1861. In the preceding autumn she entered Mount Holyoke Female Seminary, at South Hadley, Mass. At the close of the term, the following spring, she returned home, worn with study, and with a slight cough, which had been of several weeks' standing. Her rest, together with some simple remedies used during the vacation, seemed to relieve her, though her cough still clung to her.

She resumed her studies at the seminary; but her cough and other symptoms grew worse; her strength, with her appetite, failed, until, entirely unfit for her duties, she returned home in July, apparently in an advanced stage of pulmonary consumption. She was feeble and emaciated, had a violent cough, with regular hectic fever, and drenching night sweats. Her expectorations were purulent, tinged with blood; her lungs, for the most of the time, very sore, with sharp, darting pains through the chest and under the shoulder-blades. Such were her symptoms when you first saw her, and when she began to use your remedies. I had but little confidence that your remedies would save her; yet I was anxious to do what

I could. A younger sister had, about two years previous, sunk under quick consumption, whose symptoms, so far as I could judge, were not so alarming, when she was placed under the treatment of Professor Henry I. Bowditch, M. D., of Boston, whose prescriptions of medicine, diet, and change of air by her removal to Hanover, N. H., were strictly followed, and by whose advice I employed Professor Peaslee, of the Dartmouth Medical Faculty, to attend to her while in that vicinity. There was no ground to hope that I could place this second daughter, *for the same mode of treatment*, under any gentlemen in the profession of more skill and science than are the above-named persons. Your mode of treatment seemed the most promising, and I therefore tried it; nor have I ever had any reason to regret the trial.

Your inhalations, and other remedies, had a favorable effect; she was soon able to exercise in the open air, as you directed; her appetite improved, and her strength increased daily, to such a degree, that in October she was able to take a trip to New Hampshire, and spent several months with her friends there. It is now about two years and a half since she first commenced your treatment. Last summer she taught a district school for sixteen weeks; and she informed me, that with the exception of a slight degree of sensitiveness of the lungs, her general health never was better.

Believing your system of practice by inhalation is the only successful treatment for consumption,

I remain very truly yours, T. G. B.,

Pastor Congregational Church.

Remarks. — This interesting case is highly illustrative of the value of inhalation, and proves beyond a doubt its entire success, especially when applied in the earlier stages of the disease. All the well-marked indications of tubercular disease were present — cough, purulent expectoration, emaciation, hectic fever, and night sweats. Examination of the chest elicited dulness at the summit of the left lung, increased vocal resonance, the respiratory murmur almost inaudible in several places, with mucous and sibilant rattles. In addition to this, there were scrofulous manifestations in the system, and a strong hereditary predisposition to consumption in the family.

I advised the abandonment of study, an active out-door life, change of air and scenery, with inhalations of nitromuriatic acid, alcohol, chloric ether, camphor, and oil of bitter almonds. These were alternated with inhalations of iodine, bromine, extract of conium, and belladonna. Steel mixtures, in combination with iodide of lime, were administered internally. Under this course my patient speedily improved, and fully recovered from her pulmonary difficulties.

CASE LI. — *Follicular Disease of the Throat, accompanied with Spinal Irritation.*

[COMMUNICATION.]

ALSTEAD, N. H., *February 22, 1864.*

Dr. Dillenback. Dear Sir : In the enjoyment of regained health I have not quite forgotten the sufferings of past days. Early in the spring of 1859 I took a sudden and severe cold, which brought on *catarrh and sore throat*. Thinking it would soon leave me, as other colds had done, I gave it but little attention ; but, as time passed on, I found that the difficulty increased. During the summer there was more or less irritation in my throat, attended with cough and expectoration ; and as cold weather came on, my cough began to be more troublesome. My throat and lungs pained me much of the time ; I found, on the least exertion, that I became tired very easily, and could walk but a very short distance without great fatigue, and felt but little relish for any kind of food. I tried various remedies at different times, but as my difficulties became daily more aggravated, I sought the advice of one of our best physicians, and placed myself under his care. I confidently hoped that his skill and a few weeks' rest would restore me again to health ; but in this I was sadly disappointed. Instead of gaining, I seemed to be losing every day. My condition

was such that I felt alarmed, and most of my friends feared I never would be any better.

Happily my attention was called to several of your letters on "diseases of the throat and lungs," which interested me very much, and I finally concluded that upon your skill rested my only hope, and visited Boston on the 1st of September, 1860, with a view to consult you. After a careful examination of my case, you pronounced my throat and lungs badly diseased, united with a general prostration of the whole system. You gave it as your opinion, that with good care, there was still a possibility of regaining my health.

Under the use of your remedies I soon found relief. The inhalations in a few days lessened my cough, while they acted like an opiate in soothing the pain and irritation of my throat and lungs.

My faith in your method of treatment, though great at first, became still stronger as I began to realize its benefits. A faithful adherence to your directions for nearly three months produced the most gratifying results. My throat felt entirely well; I experienced no pain, no irritation, nor unpleasantness in the least. My cough had disappeared, and I remembered it only among the things that were. My general health and strength improved, so that I could walk two or three miles without fatigue. I could say, what I had not been able to say before for two years, I am well, and free from pain. Indeed, the change was so great, that upon my return home, at the end of three months, my friends hardly

recognized me. I shall ever feel grateful to the kind Providence which led me to be interested in your letters on consumption, and through them to adopt your mode of treatment; and believing inhalation to be the only successful way of treating diseases of the throat and lungs, I earnestly commend all suffering thus to your care.

For restored health, obtained through your skill and advice, accept my warmest thanks.

Truly yours,

E. A. W.

Remarks. — The young lady, whose case has been so fully described in the above communication, I found very much reduced in flesh, and evidently verging towards a state from which there is usually little to hope. On examination of the chest, none of the physical signs of tubercular phthisis could be detected. The mucous membrane of the throat presented a rough, uneven surface, indicating that it had long been the seat of follicular inflammation. On introducing the laryngoscope, a thickened state of the membrane investing the vocal chords with numerous enlarged and diseased follicles was distinctly brought to view. There was also much tenderness on pressure of the fifth and sixth cervical vertebræ. Inhalations of iodine, bromine, conium, belladonna, and chloric ether were prescribed; a vesicating iodine liniment, to be applied to the spine, in conjunction with a mild tonic and alterative course.

Under this plan of treatment, with the usual amount of pure air and exercise, my patient rapidly improved, and was ultimately restored to health.

CASE LII. — *Bronchitis, simulating Consumption, resulting from Scarlatina.*

[COMMUNICATION.]

FRANKLIN, MASS., December 21, 1865.

Dr. H. P. Dillenback. Dear Sir: I am happy to bear my testimony to the success of your treatment for diseases of the throat and lungs. My youngest son, five years of age, was prostrated by a severe attack of scarlet fever and rash, in the month of January last. The usual remedies were applied, and after some two weeks he apparently recovered, but still did not appear quite right, and complained some of his throat, the glands of the neck being considerably swollen. About four weeks from the time of the first attack, he was again seized by a return of the fever, and more violently than before, with a tendency to disease of the brain. Our family physician paid every attention that could be desired, but said the symptoms were bad, and the case a doubtful one. The fever raged very high, and a hard, hacking cough was soon developed, with serious disturbance of the stomach and liver. After some days, a neighboring physician was called in for counsel, and though not prepared to pronounce the case hopeless, it was evident

that they were exceedingly doubtful of his recovery. Soon after the symptoms changed ; the cough increased in severity, the nervous system was very much prostrated, the appetite poor, and the strength gradually wasted away. At times his symptoms seemed to change for the better, but only to return worse than before. Thus he continued until April. By this time he had become so feeble that we had to hold and move him on pillows most of the time ; and all who saw him thought he could live but a short time. Our physician was still unremitting in his attentions, but frankly told us and others that there was little hope in the case.

About the middle of April, by the advice of friends, we decided to call you to see the sick boy ; and after a careful examination of the case, slight as was the encouragement you could give, we immediately commenced your system of treatment by inhalation. After a *very few days' trial*, much to our joy and surprise, a decided improvement was visible. The violence of the cough abated, the nervous system became more quiet, and he could rest better than he had done for weeks. The effect of the inhalants was to soothe the irritation of the bronchial tubes, to loosen the cough, and aid in throwing off the accumulated matter. We continued the use of the inhaler about six weeks, when by your advice it was omitted, still continuing the use of other remedies to affect and improve the general tone of the system, with the addition of daily exercise in the open air. It was necessarily a very slow process to rally from such a state

of debility and prostration ; but he has gradually, yet constantly, improved, and is now nearly as well as ever ; and we see no reason why he may not entirely outgrow the effect of his long and severe illness.

We feel grateful to you for your kind care, and successful treatment of his case, believing as we do, that, under Providence, you were the means of rescuing him from an early grave, and restoring him to us in comparative health.

Yours truly,

W. D.

Remarks. — The lad, whose case has been so amply set forth in the above, I found laboring under a pulmonary affection, the sequela of scarlatina ; delicate, of strumous habit, with sore throat, labored respiration, attended with severe cough, viscid and tenacious expectoration, pulse about 100, with great debility and emaciation ; in short, all the well-marked symptoms of confirmed phthisis were present. And though he had been attended, from the first, by an experienced and talented practitioner, and every thing had been done that could be devised under the usual modes of treatment, the symptoms alarmingly increased in severity, and the powers of the system were failing rapidly.

Under these circumstances, I directed inhalations of iodine, belladonna, conium, lactuca and chloric ether, temperature 140°. Small doses of the syrup of the iodide of iron by the stomach, and a compound iodine liniment to be applied to the surface of the chest. These

measures quickly allayed the cough and pectoral sufferings of the little patient, while his respiration grew more free and natural, and his sleep became quiet and undisturbed. With this amendment all the vital functions of the system slowly improved, until a complete restoration of health was fully attained.

CASE LIII. — *Chronic Sore Throat and Bronchitis.*

[COMMUNICATION.]

HAVERHILL, MASS., *December 5, 1865.*

H. P. Dillenback, M. D. Dear Sir: Having been troubled for several years with a severe difficulty of the throat, and having tried in vain the skill of the so-called "best physicians" in Boston, and other places, until I became so much reduced that I was obliged to give up business, I was finally persuaded to consult you. At this time I was suffering from a constant irritation in my throat, with a tendency to cough and expectorate. I was very feeble, and had scarcely sufficient strength to reach your office. My appetite was poor, and food distressed me very much. My friends generally entertained the opinion that my disease was consumption, and that I would never be any better. However, I was determined to make one more trial, and by the soothing effects of your inhalations my throat was immediately relieved. You gave me some remedies to improve my appetite and strengthen my digestive organs, which I

continued to use with the most happy effect. You also advised me to keep out in the open air as much as possible, and to take all the exercise I could bear without too much fatigue. I strictly followed all your directions, and continued so to do, until I have completely recovered my health. I consider your method of treating diseases of the throat and lungs the best yet discovered, and am happy to add my testimony to many others to this effect.

J. A. A.

Remarks. — The gentleman whose name is appended to the above consulted me about three years since. He had suffered from chronic catarrh, sore throat, and bronchitis, more or less, for a number of years; was extremely feeble, pale, and emaciated, suffering from indigestion and its innumerable train of unhappy consequences. On inspection of the throat, there was extensive follicular disease, presenting rough, irregular points upon the mucous surface half the size of a pea; some containing a straw-colored fluid; others in a more advanced state of ulceration, leaving small pits or depressions upon the surface, a representation of which can be seen by reference to an engraving in the latter part of this work. There were also considerable enlargement and elongation of the uvula. Laryngoscopic examination showed that the disease had spread to the larynx and adjacent parts. Respirations seemed quite perfect throughout the chest, and no organic disease of the substance of the lungs could be detected by means of the stethoscope.

Inhalations of nitro-muriatic acid, alcohol, sanguinaria, balsam tolu, and chloric ether were directed ; a mild alterative, to improve the functions of the liver, followed by iodide of lime and protoxide of iron ; an application of glycerine, tannin, and morphia, occasionally applied to the throat by means of a soft camel's-hair brush. This plan of treatment was diligently and faithfully carried out, resulting, at the expiration of five months, in a complete removal of all the difficulties.

CASE LIV. — *Catarrh and Bronchitis.*

[COMMUNICATION.]

MERIDEN, N. H., *January 6, 1866.*

Dr. H. P. Dillenback. My Dear Sir: For the sake of the multitudes suffering from catarrh and throat diseases I write you this short, but truthful letter, for publication.

Some five years ago, my wife was taken with what she called a severe "cold in the head," which, instead of passing off as usual, continued to grow worse, and in a short time caused an inflammation of the throat, attended with a frightful cough. We were obliged to call for medical aid, and the best in the county was procured. She had her throat washed out twice every day, with a strong solution of nitrate of silver ; and during this time she was bled a number of times on the inside of her throat, and the uvula cut off. And, after suffering all this

torture of washing, bleeding and cutting, she still grew worse, her cough increased, was more distressed for breath, and her physical strength well nigh exhausted. She was not able to lie down, or get one moment of rest, day or night. I now became alarmed, feeling that she could not live long in this condition. Happily I met a friend, then under your care, who advised me, by all means, to take my wife to Boston at once and consult you. On examination of her throat and lungs, you gave me some encouragement. You prescribed inhalations, nasal wash, and other remedies, which, to our great joy and satisfaction, afforded immediate comfort and relief. The inhalations calmed the system, soothed and quieted the cough, and she was once more able to lie down upon her bed and rest. Under your treatment her improvement continued, until she was fully restored to health. And I confidently believe, that by the blessing of God, she owes her recovery to the use of your inhaling remedies.

I remain your humble servant, C. C.

CASE LV.—*Chronic Bronchitis*

[COMMUNICATION.]

CANTON, N. Y., June 2, 1862.

Dr. H. P. Dillenback. Dear Sir: I received your letter on the 31st ult. I had intended to write you this week, if I had not received yours, concerning my health.



I have a great mind to write you that I am a well man ; but I will not be too hasty. I think I can safely say that I am almost well ; and that is more than I ever expected to be able to say again one month ago. When I first consulted you, I raised nearly a pint of thick, bad-looking matter a day. My cough was very distressing, so that I was not able to get any rest. I had no relish for any kind of food, and my flesh and strength seemed to be wasting away.

I now raise but very little, perhaps a mouthful or two during the day. My cough has almost entirely left me. My appetite is very good, and at the present time I exceed my usual weight. My family physician and friends express their astonishment to see what a wonderful change there has been in my case for the last month. My inhaling medicines are not gone yet, and if I continue to improve as fast as I have done, I think I shall need no more. If there should be any change I will write you.

Your obedient servant,

S. D. J.

Remarks. — The gentleman whose signature appears to the above communication, aged seventy, consulted me by letter, in May, 1862. The case was one of long standing. The severity of the cough, the profuse expectoration, and restless nights, to which he had been subjected, had almost worn him out. The best medical advice and skill had apparently been exhausted, without any benefit, the disease steadily progressing,

and, to all appearance, must soon prove fatal. My treatment comprised inhalations of iodine, iodide of potassium, conium, belladonna, lactuca, and creosote; internally, a preparation of iodide of lime and pyrophosphate of iron. Under this plan, the gentleman entirely recovered his health, and has never had a subsequent attack.

CASE LVI. — *Consumption.*

[COMMUNICATION.]

MINDEN, N. Y., *January 15, 1866.*

Dr. Dillenback. Dear Sir: At your request, I cheerfully furnish you with a somewhat imperfect statement of my case. In the autumn of 1859 I visited Boston for the purpose of consulting you. There is a strong predisposition to consumption in my father's family. Five of my brothers and sisters had already fallen victims to this fatal malady, one after another passing away when they came to the age of twenty-two or twenty-three. When I arrived at about the same age, I was affected with the same unmistakable symptoms of that much dreaded disease; a cough set in, with pain in the chest, emaciation, and debility. These symptoms seemed to be increasing in severity, until it was evident to all around that I too must soon become a tenant of the grave, unless speedy relief could be obtained; and as a last resort I placed myself under your care and treatment by inhalation. At the expiration of about four weeks, I returned

to my home in the country, so much improved that my most familiar friends and acquaintances scarcely recognized me. I still continued your prescriptions, and followed out your directions; and in a few months more my health was fully established, and for the past six years has continued uninterruptedly good.

Yours, respectfully,

MRS. M. L. E.

Remarks. — The young lady represented in the above communication, aged twenty-one, and at the time single, was of a scrofulous habit, much depressed in spirits, countenance extremely pallid, catamenia suppressed, appetite poor, cough attended with copious expectorations, presenting all the qualities of phthisical sputa. The walls of the chest, beneath the clavicles, were very much depressed. The summit of the left lung was dull on percussion. Stethoscopic examination revealed jerking respiration, pectoriloquy, and mucous rattles. Apex of the right lung dull, respiratory murmur faint. The treatment consisted of nitro-muriatic vapors, alcohol, balsam tolu, chloric ether, oil of bitter almonds, and camphor, alternated with iodine, belladonna, conium, and bromide of potassium, in conjunction with tonic remedies, consisting of iodide of lime, iron, and quinine. Under this course the system speedily rallied, and in about three months she completely recovered her health.

CASE LVII. — *Scrofula, with Ulceration of the Throat.*

[COMMUNICATION.]

CHARLESTOWN, December 18, 1865.

H. P. Dillenback, M. D. Dear Sir: Consumption and scrofula were hereditary in our family. I have been troubled with a serofulous humor, more or less, for the last seven years. For five months previous to my consulting you, my face and neck were literally covered with serofulous sores, attended with a discharge of bad-looking matter.

I also suffered from an ulcerated sore throat. Much of the time I was so hoarse that I could scarcely speak in an audible tone. I was reduced in flesh and strength, and my friends generally regarded my case as hopeless. I tried many remedies, and exhausted the skill of allopathy and homœopathy, but to no purpose. Under your treatment, and by the use of your inhaling remedies, I received immediate relief. The sores upon my face and neck soon began to heal. My hoarseness, and other disagreeable symptoms of the throat, improved daily, and in about three months, to the great surprise of every body, I was perfectly cured; and what is more, I have been in the enjoyment of excellent health from that time to the present. Wishing you continued success,

I remain, very truly, yours,

MRS. S. C. P.

Remarks. — The subject of the above, a married lady, consulted me about three years ago. She had been afflicted with scrofula in its severest form. Her face presented the appearance of one having recently recovered from an attack of small-pox. The glands of the neck were in a state of ulceration, discharging a sanious, unhealthy matter. Laryngoscopic examination detected a rough, uneven surface of the membrane investing the larynx, thickly studded with small ulcers. The mucous membrane of the fauces and pharynx presented a similar condition. The treatment consisted of inhalations of iodine, bromide of potassium, belladonna, and cannabis indica; an application composed of acetum cantharidis, combined with soap liniment, to be rubbed in well just above the thyroid cartilage several times during the day. The iodide of lime, combined with the protoxide of iron, was directed to be taken internally, with moderate exercise, pure air, and a generous and nutritious diet. This course, in a few months, served to effect a complete and radical cure. I have notes of many other cases analogous to this, which have readily yielded to a persevering course of the above treatment, when all other means have proved unsuccessful.

CASE LVIII. — *Bronchial Asthma.*

[COMMUNICATION.]

WELLS, ME., *February 2, 1866.*

Dr. Dillenback. Dear Sir: It is with the greatest pleasure that I express to you my opinion of your treatment for diseases of the throat and lungs.

It was in April, 1864, that I first consulted you. I was then suffering severely from bronchial asthma. Upon commencing the use of your remedies I began to experience immediate relief. After using them a few months my health was greatly improved. For the year past I have enjoyed better health than for many years previous. I have never found any thing equal to medicated inhalations in chronic complaints affecting the mucous membrane of the throat and air-passages, and from personal experience I feel amply justified in recommending your treatment.

Sincerely yours,

REV. J. B. C.

Remarks. — The writer of the above, a clergyman of middle age, I found laboring under chronic catarrh and sore throat, complicated with a bronchial asthmatic affection.

The treatment in this case comprised inhalations of chloroform, lobelia, camphor, cannabis indica, balsam

copaiva, and oil of cubebs, in conjunction with an alterative course by the stomach. Under this plan the difficulty of breathing and constriction of the chest were speedily relieved, the morbid secretions became healthy; and by steadily pursuing the treatment, there has been continued improvement of the various functions of the chest, as well as in the general powers of the system. In a multitude of cases of asthma, more or less remarkable, a similar plan, modified according to circumstances, has been attended with equally favorable results.

In some of the severest cases of spasmodic asthma, I have found applications of veratria, twenty grains to an ounce of lard, a portion of which, about the size of a hickory nut, rubbed in upon the surface of the chest for about five minutes, night and morning, to be attended with the most happy results. A tingling and prickling sensation is usually experienced upon the surface after each application. I have frequently known this to remove the spasmodic constriction of the chest, and to bring on a free and copious expectoration when all other remedies have disappointed our expectations. In view of these facts, we regard it a powerful auxiliary to inhalation in asthmatic and heart diseases, and worthy of more careful and extensive trials by the profession. So far as our knowledge extends, we were the first to employ this remedy in these cases; at least, we have seen no account of its use prior to our introduction of it. From the comparative success which has already been achieved

by these means, we may indulge the hope that further trials will render it as specific as certain in the cure of asthma as quinine in the cure of ague and fever.

CASE LIX. — *Consumption.*

[COMMUNICATION.]

MILFORD, MASS., *February 10, 1866.*

H. P. Dillenback, M. D. Dear Sir: Some two years ago my health began to fail. I was taken with a bad cough, followed by pain in the chest, loss of flesh and strength, and finally became so reduced that I felt alarmed about myself, and called in my family physician, who, on examining my lungs, pronounced one badly diseased, and the other partially affected. He held out but little encouragement — prescribed something for my cough; but I continued to grow worse. Another physician was called in consultation, and it was decided that I should adopt some employment that would keep me out in the open air. Some other things were recommended, which I carried out to the best of my ability; and yet I found no improvement in my symptoms. My cough and expectorations increased, and all felt that unless I could obtain speedy relief from some source, I could last but a short time. A friend coming to the city persuaded me to consult you. The result of your examination was pretty much the same as that expressed by my former physicians. You could not give me much hope, which

convinced me that I must be in a critical condition. However, I commenced your treatment, and followed your advice, using the inhalations and other remedies as directed; and so rapid was my improvement that in six weeks I was able to perform almost any kind of labor. Since that time I have exposed myself sufficiently to prove the cure not temporary, but permanent.

Feeling that your inhalation treatment has rescued me from a consumptive's grave, and believing it to be the only legitimate method of curing consumption, it gives me great pleasure to recommend your practice to all suffering from any of these diseases.

Yours truly,

E. R. W.

CASE LX. — *Bronchial Consumption, the Result of
Scarlatina.*

[COMMUNICATION.]

FRANKLIN, MASS., *February 15, 1866.*

H. P. Dillenback, M. D. My Dear Sir: I think it is my duty to inform the public of the remarkable success with which you treated my little daughter, seven years old. She was afflicted with scarlet fever, which left her with a bad cough, and other symptoms of decline. In short, she seemed to be sinking with quick consumption, as all could see. I applied to the best physicians, far and near, but with little apparent benefit. Her cough, night sweats, pain in the lungs, all confirmed us in the opinion

that she could live but a short time. Having heard of several important cures you had performed in our immediate neighborhood, I was influenced to send for you; and immediately, under your treatment, she began to improve. The first night she used the inhalations, they soothed and quieted her cough, so that she slept sweetly as an infant all night, which she had not done for months before. She continued to gain, and in about six or seven weeks, at the most, recovered, and now is a well and hearty child. But for your treatment she must have died, as all my neighbors thought she would.

Yours respectfully,

R. C.

Remarks. — The little girl, of whom mention is made in the above, came under my observation June 3, 1865. She was of strumous habit, countenance pale and exsanguinated, afflicted with a hard cough, pain in the side, shortness of breath, accompanied with night sweats, and great debility. Physical examination of the chest revealed extensive mucous rattles, some crepitation, and slight dulness on percussion. I directed inhalations of iodine, iodide of potassium, conium, cannabis indica, creosote, and chloric ether; a vesicating iodine liniment, to be applied, externally, to the surface of the chest; and small doses of iodide of iron were administered by the stomach. The inhalations, as usual, relieved the cough and difficulty of breathing at once. The soothing, sedative influence of the vapors calmed the irritation of the nervous system, and brought a degree of comfort and

relief to which the little sufferer had been a stranger for many weary days and nights. Every direction was carefully and faithfully attended to, with a daily amendment of the symptoms, and in a few weeks the patient was able to be out in the open air, and a radical cure has been the ultimate result.

CASE LXI. — *Scrofula, with a deep Ulcerous Excavation in the Posterior Wall of the Throat.*

[COMMUNICATION.]

HAVERHILL, MASS., November 7, 1865.

Dr. Dillenback. Dear Sir: On the 10th of May last I consulted you for an ulcerated sore throat, from which I had suffered, more or less, for three years. At times I have been so bad that my life was despaired of. I tried the most eminent physicians in Lawrence, Lowell, and Boston. Their prescriptions, instead of benefiting me, only aggravated the difficulty. At the time that I called upon you, there was a deep, bad-looking ulcer formed back of the palate, from which was discharged a large amount of thick, offensive matter. It was so painful that it was with much difficulty that I could swallow my food. The ulceration seemed to be spreading so rapidly that I feared it would destroy my power of speech, which was already beginning to be affected. And, from the matter constantly dropping down, I knew that my lungs must suffer, sooner or later, from the result.

From the time I commenced your treatment of inhalation, and other medicines, I felt a perceptible change, and in three weeks the ulcer had so far healed that I could eat acids, or any thing else, with impunity. I faithfully pursued your course of treatment until about the first of August, when I considered myself perfectly cured, and once more a sound man. There has been no indication in the least of a renewal of the disease. I make this statement cheerfully, in the hope that others similarly afflicted may be induced to try your treatment.

Yours respectfully,

C. N.

Remarks. — The case of the gentleman above referred to, on examination, proved to be of scrofulous origin, and at the time was suffering severely from a deep, ragged, ulcerous excavation of the posterior wall of the fauces, discharging a considerable amount of pus daily, accompanied with catarrh in the head. The irritation of the throat, having extended to the larynx, caused almost a complete state of aphonia. The lungs, aside from the bronchial irritation, were in a healthy condition. Inhalations were ordered of iodine, conium, and creosote; applications to the nasal passages and throat of a solution of iodide of lime, touching the edges of the ulcer occasionally with nitrate of silver; internally, a preparation of iodide of lime and pyrophosphate of iron. These measures soon changed the condition of the ulcer, and by a persevering application of the remedies, the gentleman recovered his health in a comparatively short time.

CASE LXII. — *Follicular Inflammation of the Throat, attended with Hoarseness, &c.*

[COMMUNICATION.]

CHARLESTOWN, *February* 12, 1866.

Dr. Dillenback. Kind Sir: About four years ago I called to consult you, as I was at that time, and had been for several years previous, suffering very seriously from catarrh in my head and throat. It had become so troublesome as to render it extremely difficult to perform my duties as teacher in a public school. At the time I called upon you, I had left my school to go into the country for the benefit of my health; but as you did not deem it necessary, I remained at home under your care, and in a few *days*, instead of *months*, (as I feared it might be,) I was able to resume my duties in school, and since that time to attend to them daily. I would also state, that for many years I have taken an active part in vocal music, and two or three years previous to my consulting you I was compelled to forego that pleasure almost entirely. But, for the last year and a half, I have had charge of the singing in one of our churches, and have been able to perform the duties of that position every Sabbath, with one exception. The disease having reached a chronic form, it necessarily took a long time to effect a cure. Many times I felt almost discouraged, but persevered, and the result is, that for the last eighteen

months, I have enjoyed almost perfect health. If your inhalations do for others what they have done for me, you are truly a benefactor of mankind.

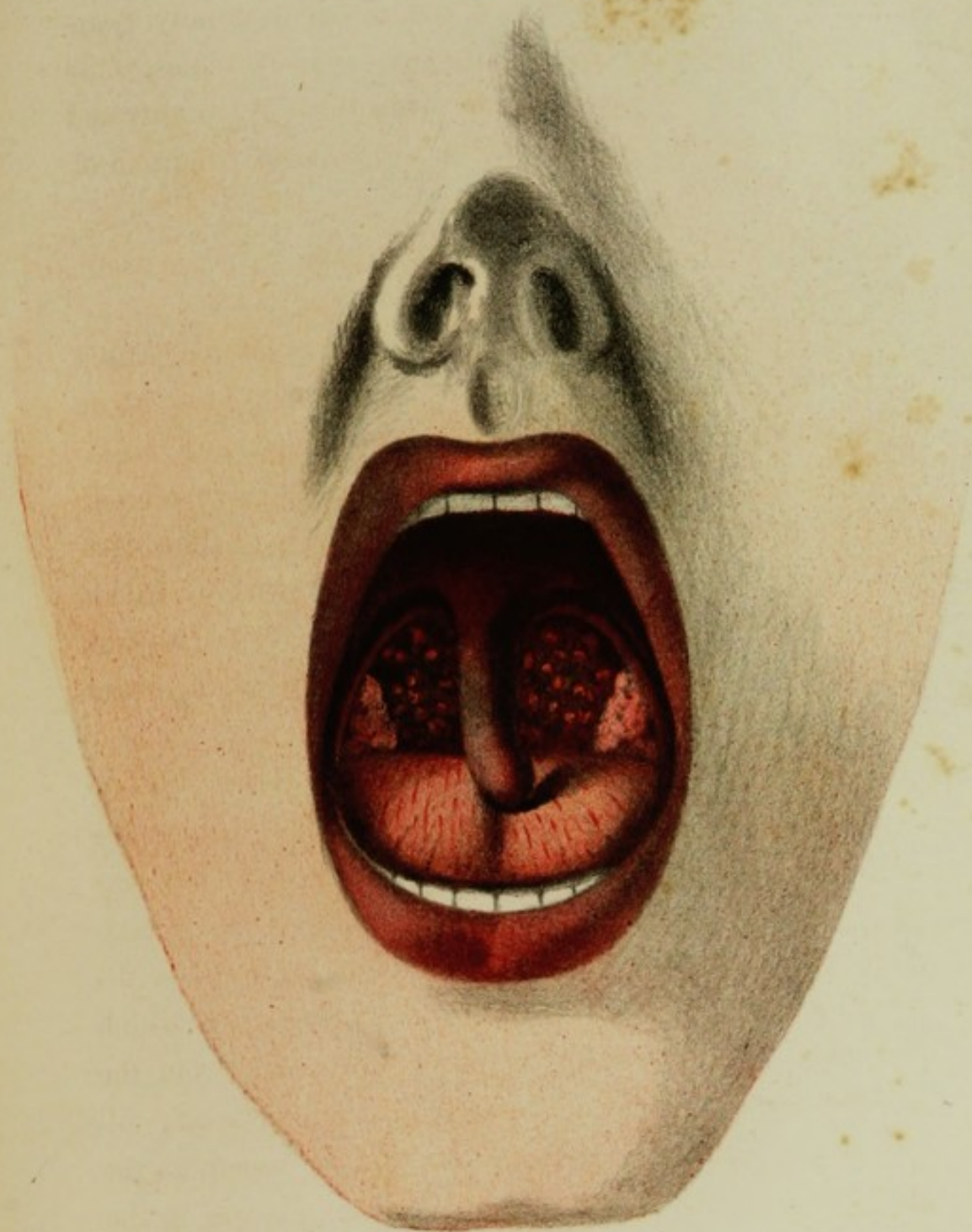
Most affectionately yours, G. S.

Remarks. — The writer of the above, principal of one of the public schools in Charlestown, Mass., came under my care April 22, 1863. The whole interior structure of the throat, tonsils, fauces, and pharyngeal membrane, were affected with follicular disease. The mucous membrane presented a raw, granulated surface. The uvula, much enlarged and elongated, fell upon the root of the tongue and posterior wall of the fauces, producing a constant desire to swallow, accompanied with an irritable, hacking cough. There was such a degree of hoarseness that the patient could scarcely speak above a whisper. The uvula, being one of the offending organs, was at once removed, which caused but little inconvenience, and healed kindly in a few days. (For illustration, see engraving.) Inhalations of nitrate of silver, nitric acid, and belladonna were then prescribed. The ulcers in the throat were occasionally brushed with an argentine solution of moderate strength, alternated with a preparation of tannin, glycerine, and morphine, which always produces a peculiarly soothing and comforting influence upon the irritable mucous membrane. Iodide of lime, and other tonics and alteratives, were administered by the stomach. This plan was indefatigably pursued, with some slight changes, the cough, hoarseness,

irritation, and ulceration of the throat gradually disappearing under the benign influence of the remedies, while there was also a manifest improvement in the quality and tone of the voice as well as in the general condition of the system.

THE cases recorded in the foregoing pages have been selected from a multitude of others, which have borne the most unequivocal testimony to the value of medicated inhalations in diseases of the respiratory organs. In a majority of instances, we have chosen to allow each patient to speak for himself—to bear testimony in his own language; adding such remarks, only by way of explanation, as seemed to be necessary to a proper elucidation of the case.

We have endeavored to present facts, rather than to multiply theories or conjectures, and merely to state the cases as they have occurred, in the hope that they may not be thrown aside as savoring too much of the marvellous; but that they may induce other laborers in the same field to pursue the course of investigation which has now been presented to view, and which from the success already attained, if carefully and cautiously followed out, cannot fail to be of the highest benefit to the profession, and to suffering humanity, by placing in the hands of the practitioner of medicine one of the most energetic remedial means for the treatment of consumption and diseases of the air-passages yet discovered.






PLATE II.

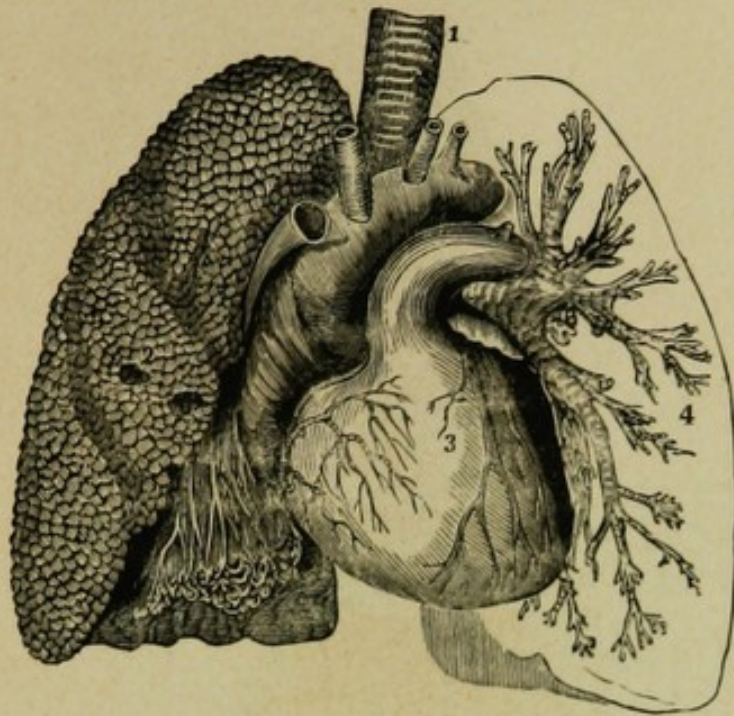
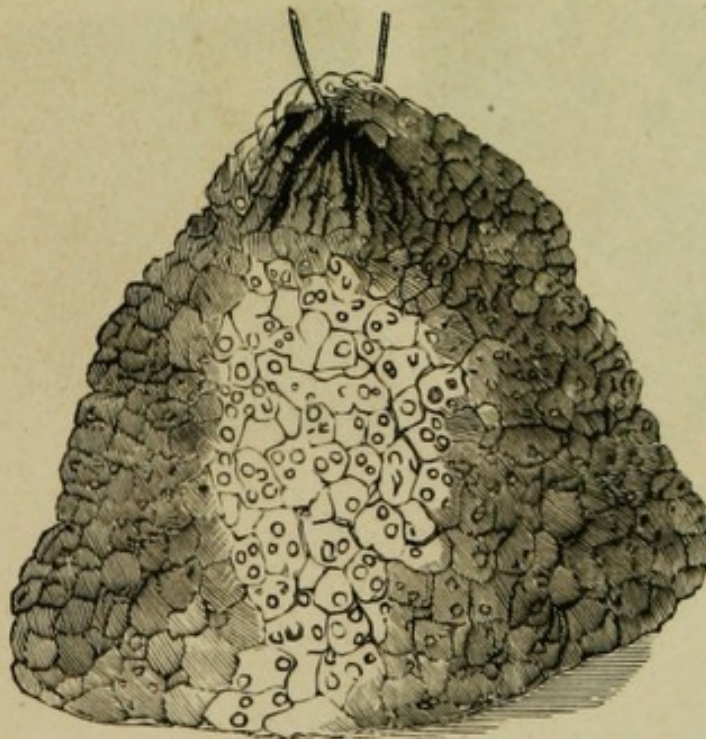


PLATE III.



11. 11. 11.


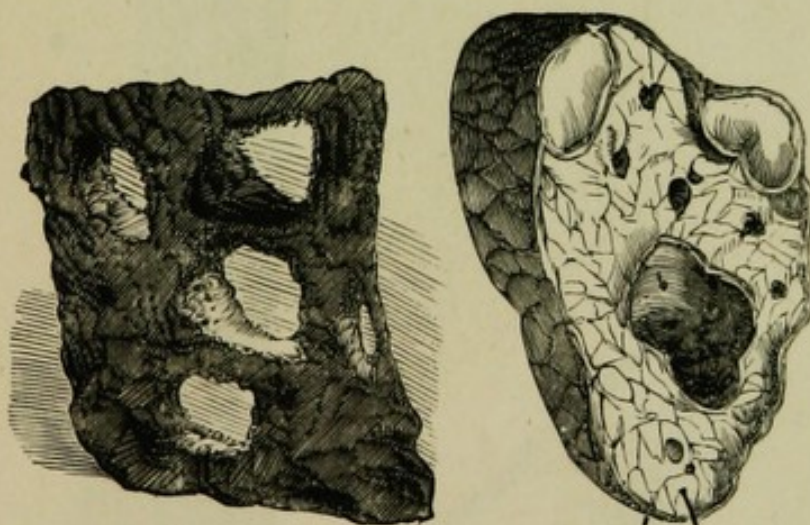


PLATE IV.



PLATE V.






PLATE VI.


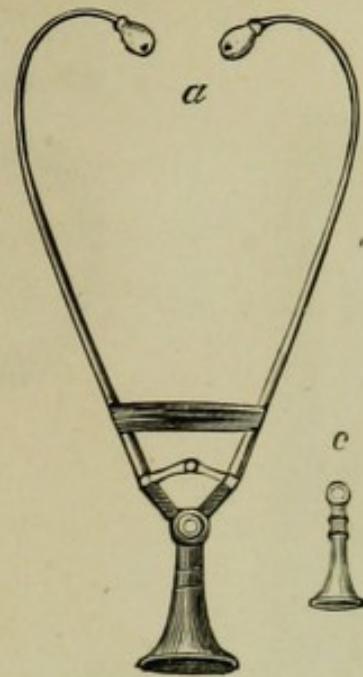


PLATE VII.




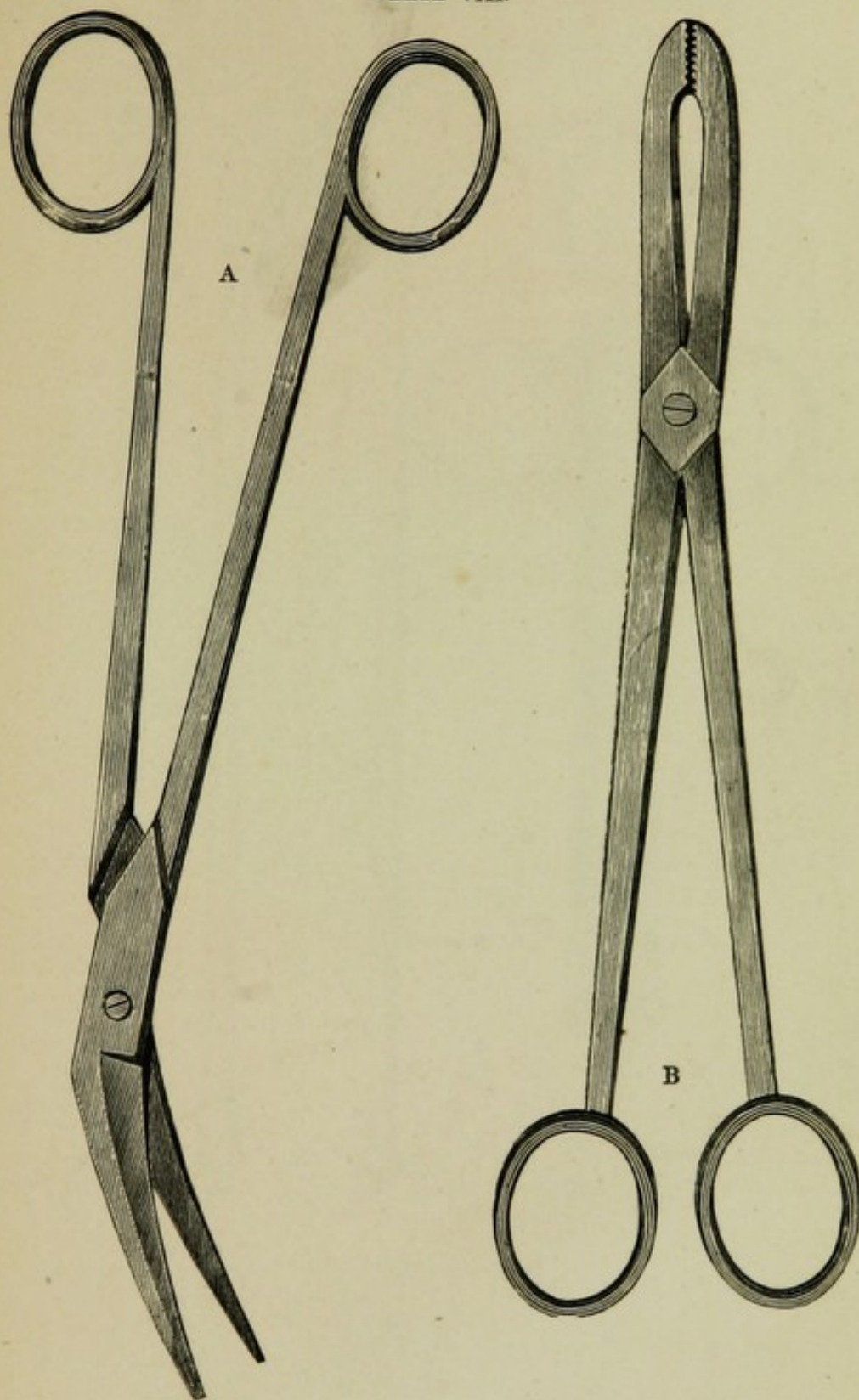


PLATE VIII.




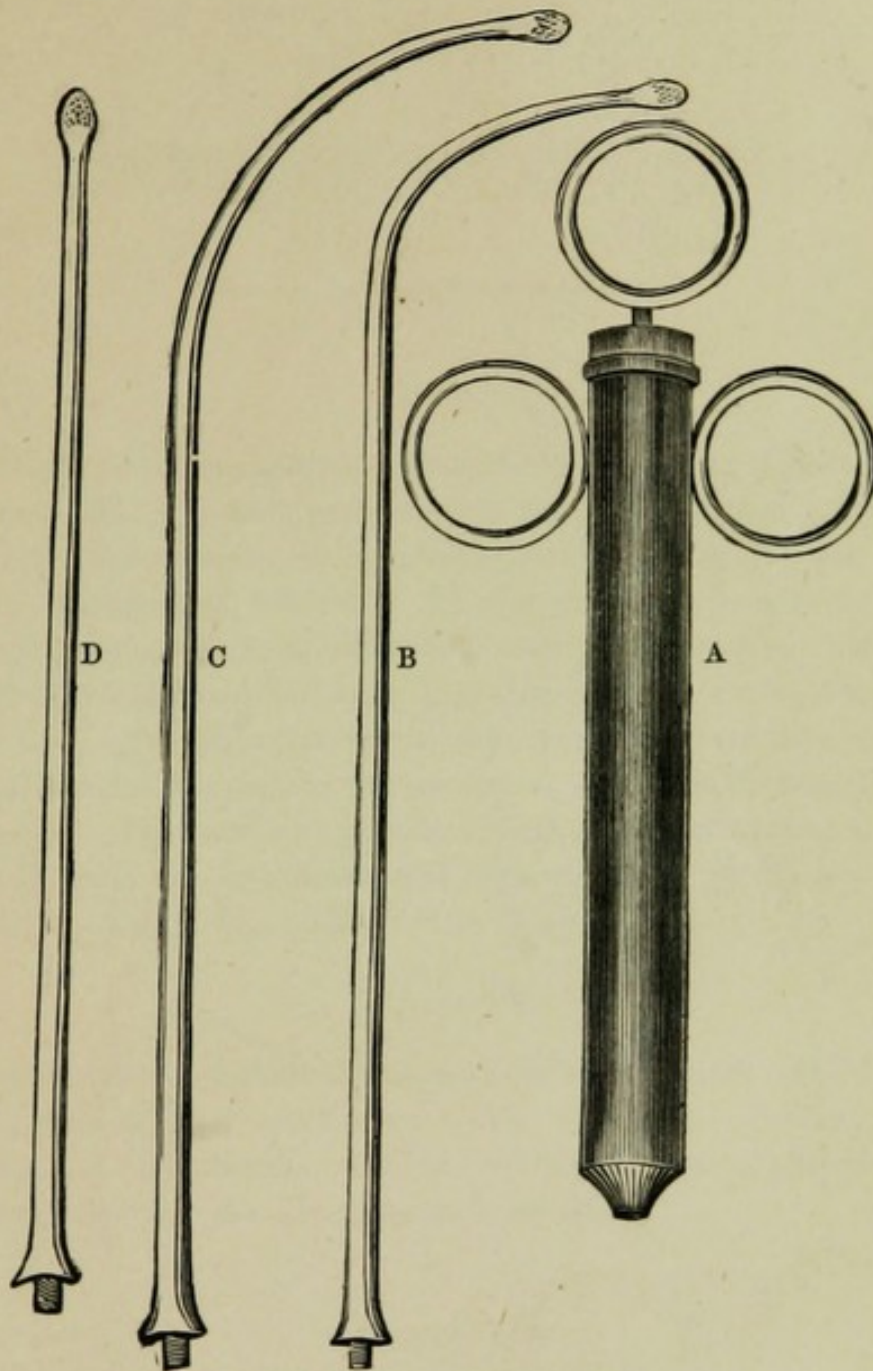



PLATE IX.



REPORT OF THE



The following is a list of the names of the persons who have been elected to the office of the President of the Association for the year 1871. The names are arranged in alphabetical order.

1. Mr. J. B. Smith

2. Mr. W. H. Jones

3. Mr. T. A. Brown

4. Mr. C. D. White

5. Mr. E. F. Green

6. Mr. G. H. Black

7. Mr. I. J. Grey

8. Mr. K. L. Pink

9. Mr. M. N. Blue

10. Mr. O. P. Yellow

11. Mr. Q. R. Purple

12. Mr. S. T. Red

13. Mr. U. V. Orange

14. Mr. W. X. Green

15. Mr. Y. Z. Blue

16. Mr. A. B. Yellow

17. Mr. C. D. Purple

18. Mr. E. F. Red

19. Mr. G. H. Orange

20. Mr. I. J. Green

21. Mr. K. L. Blue

22. Mr. M. N. Yellow

23. Mr. O. P. Purple

24. Mr. Q. R. Red

25. Mr. S. T. Orange

26. Mr. U. V. Green

27. Mr. W. X. Blue

28. Mr. Y. Z. Yellow

29. Mr. A. B. Purple

30. Mr. C. D. Red

31. Mr. E. F. Orange

32. Mr. G. H. Green

33. Mr. I. J. Blue

34. Mr. K. L. Yellow

35. Mr. M. N. Purple

36. Mr. O. P. Red

37. Mr. Q. R. Orange

38. Mr. S. T. Green

39. Mr. U. V. Blue

40. Mr. W. X. Yellow

41. Mr. Y. Z. Purple

42. Mr. A. B. Red

43. Mr. C. D. Orange

44. Mr. E. F. Green

45. Mr. G. H. Blue

46. Mr. I. J. Yellow

47. Mr. K. L. Purple

48. Mr. M. N. Red

49. Mr. O. P. Orange

50. Mr. Q. R. Green

51. Mr. S. T. Blue

52. Mr. U. V. Yellow

53. Mr. W. X. Purple

54. Mr. Y. Z. Red

55. Mr. A. B. Orange

56. Mr. C. D. Green

57. Mr. E. F. Blue

58. Mr. G. H. Yellow

59. Mr. I. J. Purple

60. Mr. K. L. Red

61. Mr. M. N. Orange

62. Mr. O. P. Green

63. Mr. Q. R. Blue

64. Mr. S. T. Yellow

65. Mr. U. V. Purple

66. Mr. W. X. Red

67. Mr. Y. Z. Orange

68. Mr. A. B. Green

69. Mr. C. D. Blue

70. Mr. E. F. Yellow

71. Mr. G. H. Purple

72. Mr. I. J. Red

73. Mr. K. L. Orange

74. Mr. M. N. Green

75. Mr. O. P. Blue

76. Mr. Q. R. Yellow

77. Mr. S. T. Purple

78. Mr. U. V. Red

79. Mr. W. X. Orange

80. Mr. Y. Z. Green

81. Mr. A. B. Blue

82. Mr. C. D. Yellow

83. Mr. E. F. Purple

84. Mr. G. H. Red

85. Mr. I. J. Orange

86. Mr. K. L. Green

87. Mr. M. N. Blue

88. Mr. O. P. Yellow

89. Mr. Q. R. Purple

90. Mr. S. T. Red

91. Mr. U. V. Orange

92. Mr. W. X. Green

93. Mr. Y. Z. Blue

94. Mr. A. B. Yellow

95. Mr. C. D. Purple

96. Mr. E. F. Red

97. Mr. G. H. Orange

98. Mr. I. J. Green

99. Mr. K. L. Blue

100. Mr. M. N. Yellow

101. Mr. O. P. Purple

102. Mr. Q. R. Red

103. Mr. S. T. Orange

104. Mr. U. V. Green

105. Mr. W. X. Blue

106. Mr. Y. Z. Yellow

107. Mr. A. B. Purple

108. Mr. C. D. Red

109. Mr. E. F. Orange

110. Mr. G. H. Green

111. Mr. I. J. Blue

112. Mr. K. L. Yellow

113. Mr. M. N. Purple

114. Mr. O. P. Red

115. Mr. Q. R. Orange

116. Mr. S. T. Green

117. Mr. U. V. Blue

118. Mr. W. X. Yellow

119. Mr. Y. Z. Purple

120. Mr. A. B. Red

121. Mr. C. D. Orange

122. Mr. E. F. Green

123. Mr. G. H. Blue

124. Mr. I. J. Yellow

125. Mr. K. L. Purple

126. Mr. M. N. Red

127. Mr. O. P. Orange

128. Mr. Q. R. Green

129. Mr. S. T. Blue

130. Mr. U. V. Yellow

131. Mr. W. X. Purple

132. Mr. Y. Z. Red

133. Mr. A. B. Orange

134. Mr. C. D. Green

135. Mr. E. F. Blue

136. Mr. G. H. Yellow

137. Mr. I. J. Purple

138. Mr. K. L. Red

139. Mr. M. N. Orange

140. Mr. O. P. Green

141. Mr. Q. R. Blue

142. Mr. S. T. Yellow

143. Mr. U. V. Purple

144. Mr. W. X. Red

145. Mr. Y. Z. Orange

146. Mr. A. B. Green

147. Mr. C. D. Blue

148. Mr. E. F. Yellow

149. Mr. G. H. Purple

150. Mr. I. J. Red

151. Mr. K. L. Orange

152. Mr. M. N. Green

153. Mr. O. P. Blue

154. Mr. Q. R. Yellow

155. Mr. S. T. Purple

156. Mr. U. V. Red

157. Mr. W. X. Orange

158. Mr. Y. Z. Green

159. Mr. A. B. Blue

160. Mr. C. D. Yellow

161. Mr. E. F. Purple

162. Mr. G. H. Red

163. Mr. I. J. Orange

164. Mr. K. L. Green

165. Mr. M. N. Blue

166. Mr. O. P. Yellow

167. Mr. Q. R. Purple

168. Mr. S. T. Red

169. Mr. U. V. Orange

170. Mr. W. X. Green

171. Mr. Y. Z. Blue

172. Mr. A. B. Yellow

173. Mr. C. D. Purple

174. Mr. E. F. Red

175. Mr. G. H. Orange

176. Mr. I. J. Green

177. Mr. K. L. Blue

178. Mr. M. N. Yellow

179. Mr. O. P. Purple

180. Mr. Q. R. Red

181. Mr. S. T. Orange

182. Mr. U. V. Green

183. Mr. W. X. Blue

184. Mr. Y. Z. Yellow

185. Mr. A. B. Purple

186. Mr. C. D. Red

187. Mr. E. F. Orange

188. Mr. G. H. Green

189. Mr. I. J. Blue

190. Mr. K. L. Yellow

191. Mr. M. N. Purple

192. Mr. O. P. Red

193. Mr. Q. R. Orange

194. Mr. S. T. Green

195. Mr. U. V. Blue

196. Mr. W. X. Yellow

197. Mr. Y. Z. Purple

198. Mr. A. B. Red

199. Mr. C. D. Orange

200. Mr. E. F. Green

201. Mr. G. H. Blue

202. Mr. I. J. Yellow

203. Mr. K. L. Purple

204. Mr. M. N. Red

205. Mr. O. P. Orange

206. Mr. Q. R. Green

207. Mr. S. T. Blue

208. Mr. U. V. Yellow

209. Mr. W. X. Purple

210. Mr. Y. Z. Red

211. Mr. A. B. Orange

212. Mr. C. D. Green

213. Mr. E. F. Blue

214. Mr. G. H. Yellow

215. Mr. I. J. Purple

216. Mr. K. L. Red

217. Mr. M. N. Orange

218. Mr. O. P. Green

219. Mr. Q. R. Blue

220. Mr. S. T. Yellow

221. Mr. U. V. Purple

222. Mr. W. X. Red

223. Mr. Y. Z. Orange

224. Mr. A. B. Green

225. Mr. C. D. Blue

226. Mr. E. F. Yellow

227. Mr. G. H. Purple

228. Mr. I. J. Red

229. Mr. K. L. Orange

230. Mr. M. N. Green

231. Mr. O. P. Blue

232. Mr. Q. R. Yellow

233. Mr. S. T. Purple

234. Mr. U. V. Red

235. Mr. W. X. Orange

236. Mr. Y. Z. Green

237. Mr. A. B. Blue

238. Mr. C. D. Yellow

239. Mr. E. F. Purple

240. Mr. G. H. Red

241. Mr. I. J. Orange

242. Mr. K. L. Green

243. Mr. M. N. Blue

244. Mr. O. P. Yellow

245. Mr. Q. R. Purple

246. Mr. S. T. Red

247. Mr. U. V. Orange

248. Mr. W. X. Green

249. Mr. Y. Z. Blue

250. Mr. A. B. Yellow

251. Mr. C. D. Purple

252. Mr. E. F. Red

253. Mr. G. H. Orange

254. Mr. I. J. Green

255. Mr. K. L. Blue

256. Mr. M. N. Yellow

257. Mr. O. P. Purple

258. Mr. Q. R. Red

259. Mr. S. T. Orange

260. Mr. U. V. Green

261. Mr. W. X. Blue

262. Mr. Y. Z. Yellow

263. Mr. A. B. Purple

264. Mr. C. D. Red

265. Mr. E. F. Orange

266. Mr. G. H. Green

267. Mr. I. J. Blue

268. Mr. K. L. Yellow

269. Mr. M. N. Purple

270. Mr. O. P. Red

271. Mr. Q. R. Orange

272. Mr. S. T. Green

273. Mr. U. V. Blue

274. Mr. W. X. Yellow

275. Mr. Y. Z. Purple

276. Mr. A. B. Red

277. Mr. C. D. Orange

278. Mr. E. F. Green

279. Mr. G. H. Blue

280. Mr. I. J. Yellow

281. Mr. K. L. Purple

282. Mr. M. N. Red

283. Mr. O. P. Orange

284. Mr. Q. R. Green

285. Mr. S. T. Blue

286. Mr. U. V. Yellow

287. Mr. W. X. Purple

288. Mr. Y. Z. Red

289. Mr. A. B. Orange

290. Mr. C. D. Green

291. Mr. E. F. Blue

292. Mr. G. H. Yellow

293. Mr. I. J. Purple

294. Mr. K. L. Red

295. Mr. M. N. Orange

296. Mr. O. P. Green

297. Mr. Q. R. Blue

298. Mr. S. T. Yellow

299. Mr. U. V. Purple

300. Mr. W. X. Red

301. Mr. Y. Z. Orange

302. Mr. A. B. Green

303. Mr. C. D. Blue

304. Mr. E. F. Yellow

305. Mr. G. H. Purple

306. Mr. I. J. Red

307. Mr. K. L. Orange

308. Mr. M. N. Green

309. Mr. O. P. Blue

310. Mr. Q. R. Yellow

311. Mr. S. T. Purple

312. Mr. U. V. Red

313. Mr. W. X. Orange

314. Mr. Y. Z. Green

315. Mr. A. B. Blue

316. Mr. C. D. Yellow

317. Mr. E. F. Purple

318. Mr. G. H. Red

319. Mr. I. J. Orange

320. Mr. K. L. Green

321. Mr. M. N. Blue

322. Mr. O. P. Yellow

323. Mr. Q. R. Purple

324. Mr. S. T. Red

325. Mr. U. V. Orange

326. Mr. W. X. Green

327. Mr. Y. Z. Blue

328. Mr. A. B. Yellow

329. Mr. C. D. Purple

330. Mr. E. F. Red

331. Mr. G. H. Orange

332. Mr. I. J. Green

333. Mr. K. L. Blue

334. Mr. M. N. Yellow

335. Mr. O. P. Purple

336. Mr. Q. R. Red

337. Mr. S. T. Orange

338. Mr. U. V. Green

339. Mr. W. X. Blue

340. Mr. Y. Z. Yellow

341. Mr. A. B. Purple

342. Mr. C. D. Red

343. Mr. E. F. Orange

344. Mr. G. H. Green

345. Mr. I. J. Blue

346. Mr. K. L. Yellow

347. Mr. M. N. Purple

348. Mr. O. P. Red

349. Mr. Q. R. Orange

350. Mr. S. T. Green

351. Mr. U. V. Blue

352. Mr. W. X. Yellow

353. Mr. Y. Z. Purple

354. Mr. A. B. Red

355. Mr. C. D. Orange

356. Mr. E. F. Green

357. Mr. G. H. Blue

358. Mr. I. J. Yellow

359. Mr. K. L. Purple

360. Mr. M. N. Red

361. Mr. O. P. Orange

362. Mr. Q. R. Green

363. Mr. S. T. Blue

364. Mr. U. V. Yellow

365. Mr. W. X. Purple

366. Mr. Y. Z. Red

367. Mr. A. B. Orange

368. Mr. C. D. Green

369. Mr. E. F. Blue

370. Mr. G. H. Yellow

371. Mr. I. J. Purple

372. Mr. K. L. Red

373. Mr. M. N. Orange

374. Mr. O. P. Green

375. Mr. Q. R. Blue

376. Mr. S. T. Yellow

377. Mr. U. V. Purple

378. Mr. W. X. Red

379. Mr. Y. Z. Orange

380. Mr. A. B. Green

381. Mr. C. D. Blue

382. Mr. E. F. Yellow

383. Mr. G. H. Purple

384. Mr. I. J. Red

385. Mr. K. L. Orange

386. Mr. M. N. Green

387. Mr. O. P. Blue

388. Mr. Q. R. Yellow

389. Mr. S. T. Purple

390. Mr. U. V. Red

391. Mr. W. X. Orange

392. Mr. Y. Z. Green

393. Mr. A. B. Blue

394. Mr. C. D. Yellow

395. Mr. E. F. Purple

396. Mr. G. H. Red

397. Mr. I. J. Orange

398. Mr. K. L. Green

399. Mr. M. N. Blue

400. Mr. O. P. Yellow

401. Mr. Q. R. Purple

402. Mr. S. T. Red

403. Mr. U. V. Orange

404. Mr. W. X. Green

405. Mr. Y. Z. Blue

406. Mr. A. B. Yellow

407. Mr. C. D. Purple

408. Mr. E. F. Red

409. Mr. G. H. Orange

410. Mr. I. J. Green

411. Mr. K. L. Blue

412. Mr. M. N. Yellow

413. Mr. O. P. Purple

414. Mr. Q. R. Red

415. Mr. S. T. Orange

416. Mr. U. V. Green

417. Mr. W. X. Blue

418. Mr. Y. Z. Yellow

419. Mr. A. B. Purple

420. Mr. C. D. Red

421. Mr. E. F. Orange

422. Mr. G. H. Green

423. Mr. I. J. Blue

424. Mr. K. L. Yellow

425. Mr. M. N. Purple

426. Mr. O. P. Red

427. Mr. Q. R. Orange

428. Mr. S. T. Green

429. Mr. U. V. Blue

430. Mr. W. X. Yellow

431. Mr. Y. Z. Purple

432. Mr. A. B. Red

433. Mr. C. D. Orange

434. Mr. E. F. Green

435. Mr. G. H. Blue

436. Mr. I. J. Yellow

437. Mr. K. L. Purple

438. Mr. M. N. Red

439. Mr. O. P. Orange

440. Mr. Q. R. Green

441. Mr. S. T. Blue

442. Mr. U. V. Yellow

443. Mr. W. X. Purple

444. Mr. Y. Z. Red

445. Mr. A. B. Orange

446. Mr. C. D. Green

447. Mr. E. F. Blue

448. Mr. G. H. Yellow

449. Mr. I. J. Purple

450. Mr. K. L. Red

451. Mr. M. N. Orange

452. Mr. O. P. Green

453. Mr. Q. R. Blue

454. Mr. S. T. Yellow

455. Mr. U. V. Purple

456. Mr. W. X. Red

457. Mr. Y. Z. Orange

458. Mr. A. B. Green

459. Mr. C. D. Blue

460. Mr. E. F. Yellow

461. Mr. G. H. Purple

462. Mr. I. J. Red

463. Mr. K. L. Orange

464. Mr. M. N. Green

465. Mr. O. P. Blue

466. Mr. Q. R. Yellow

467. Mr. S. T. Purple

468. Mr. U. V. Red

469. Mr. W. X. Orange

470. Mr. Y. Z. Green

471. Mr. A. B. Blue

472. Mr. C. D. Yellow

473. Mr. E. F. Purple

474. Mr. G. H. Red

475. Mr. I. J. Orange

476. Mr. K. L. Green

477. Mr. M. N. Blue

478. Mr. O. P. Yellow

479. Mr. Q. R. Purple

480. Mr. S. T. Red

481. Mr. U. V. Orange

482. Mr. W. X. Green

483. Mr. Y. Z. Blue

484. Mr. A. B. Yellow

485. Mr. C. D. Purple

486. Mr. E. F. Red

487. Mr. G. H. Orange

488. Mr. I. J. Green

489. Mr. K. L. Blue

490. Mr. M. N. Yellow

491. Mr. O. P. Purple

492. Mr. Q. R. Red

493. Mr. S. T. Orange

494. Mr. U. V. Green

495. Mr. W. X. Blue

496. Mr. Y. Z. Yellow

497. Mr. A. B. Purple

498. Mr. C. D. Red

499. Mr. E. F. Orange

500. Mr. G. H. Green

501. Mr. I. J. Blue

502. Mr. K. L. Yellow

503. Mr. M. N. Purple

504. Mr. O. P. Red

505. Mr. Q. R. Orange

506. Mr. S. T. Green

507. Mr. U. V. Blue

508. Mr. W. X. Yellow

509. Mr. Y. Z. Purple

510. Mr. A. B. Red

511. Mr. C. D. Orange

512. Mr. E. F. Green

513. Mr. G. H. Blue

514. Mr. I. J. Yellow

515. Mr. K. L. Purple

516. Mr. M. N. Red

517. Mr. O. P. Orange

518. Mr. Q. R. Green

519. Mr. S. T. Blue

520. Mr. U. V. Yellow

521. Mr. W. X. Purple

522. Mr. Y. Z. Red

523. Mr. A. B. Orange

524. Mr. C. D. Green

525. Mr. E. F. Blue

526. Mr. G. H. Yellow

527. Mr. I. J. Purple

528. Mr. K. L. Red

529. Mr. M. N. Orange

530. Mr. O. P. Green

531. Mr. Q. R. Blue

532. Mr. S. T. Yellow

533. Mr. U. V. Purple

534. Mr. W. X. Red

535. Mr. Y. Z. Orange

536. Mr. A. B. Green

537. Mr. C. D. Blue

538. Mr. E. F. Yellow

539. Mr. G. H. Purple

540. Mr. I. J. Red

541. Mr. K. L. Orange

542. Mr. M. N. Green

543. Mr. O. P. Blue

544. Mr. Q. R. Yellow

545. Mr. S. T. Purple

546. Mr. U. V. Red

547. Mr. W. X. Orange

548. Mr. Y. Z. Green

549. Mr. A. B. Blue

550. Mr. C. D. Yellow

551. Mr. E. F. Purple

552. Mr. G. H. Red

553. Mr. I. J. Orange

554. Mr. K. L. Green

555. Mr. M. N. Blue

556. Mr. O. P. Yellow

557. Mr. Q. R. Purple

558. Mr. S. T. Red

559. Mr. U. V. Orange

560. Mr. W. X. Green

561. Mr. Y. Z. Blue

562. Mr. A. B. Yellow

563. Mr. C. D. Purple

564. Mr. E. F. Red

565. Mr. G. H. Orange

566. Mr. I. J. Green

567. Mr. K. L. Blue

568. Mr. M. N. Yellow

569. Mr. O. P. Purple

570. Mr. Q. R. Red

571. Mr. S. T. Orange

572. Mr. U. V. Green

573. Mr. W. X. Blue

574. Mr. Y. Z. Yellow

575. Mr. A. B. Purple

576. Mr. C. D. Red

577. Mr. E. F. Orange

578. Mr. G. H. Green

579. Mr. I. J. Blue

580. Mr. K. L. Yellow

581. Mr. M. N. Purple

582. Mr. O. P. Red

583. Mr. Q. R. Orange

584. Mr. S. T. Green

585. Mr. U. V. Blue

586. Mr. W. X. Yellow

587. Mr. Y. Z. Purple

588. Mr. A. B. Red

589. Mr. C. D. Orange

590. Mr. E. F. Green

591. Mr. G. H. Blue

592. Mr. I. J. Yellow

593. Mr. K. L. Purple

594. Mr. M. N. Red

595. Mr. O. P. Orange

596. Mr. Q. R. Green

597. Mr. S. T. Blue

598. Mr. U. V. Yellow

599. Mr. W. X. Purple

600. Mr. Y. Z. Red

601. Mr. A. B. Orange

602. Mr. C. D. Green

603. Mr. E. F. Blue

604. Mr. G. H. Yellow

605. Mr. I. J. Purple

606. Mr. K. L. Red

607. Mr. M. N. Orange

608. Mr. O. P. Green

609. Mr. Q. R. Blue

610. Mr. S. T. Yellow

611. Mr. U. V. Purple

612. Mr. W. X. Red

613. Mr. Y. Z. Orange

614. Mr. A. B. Green

615. Mr. C. D. Blue

616. Mr. E. F. Yellow

617. Mr. G. H. Purple

618. Mr. I. J. Red

619. Mr. K. L. Orange

620. Mr. M. N. Green

621. Mr. O. P. Blue

622. Mr. Q. R. Yellow

623. Mr. S. T. Purple

624. Mr. U. V. Red

625. Mr. W. X. Orange

626. Mr. Y. Z. Green

627. Mr. A. B. Blue

628. Mr. C. D. Yellow

629. Mr. E. F. Purple

630. Mr. G. H. Red

631. Mr. I. J. Orange

632. Mr. K. L. Green

633. Mr. M. N. Blue

634. Mr. O. P. Yellow

635. Mr. Q. R. Purple

636. Mr. S. T. Red

637. Mr. U. V. Orange

638. Mr. W. X. Green

639. Mr. Y. Z. Blue

640. Mr. A. B. Yellow

641. Mr. C. D. Purple

642. Mr. E. F. Red

643. Mr. G. H. Orange

644. Mr. I. J. Green

645. Mr. K. L. Blue

646. Mr. M. N. Yellow

647. Mr. O. P. Purple

648. Mr. Q. R. Red

649. Mr. S. T. Orange

650. Mr. U. V. Green

651. Mr. W. X. Blue

652. Mr. Y. Z. Yellow

653. Mr. A. B. Purple

654. Mr. C. D. Red

655. Mr. E. F. Orange

656. Mr. G. H. Green

657. Mr. I. J. Blue

658. Mr. K. L. Yellow

659. Mr. M. N. Purple

660. Mr. O. P. Red

661. Mr. Q. R. Orange

662. Mr. S. T. Green

663. Mr. U. V. Blue

664. Mr. W. X. Yellow

665. Mr. Y. Z. Purple

666. Mr. A. B. Red

667. Mr. C. D. Orange

668. Mr. E. F. Green

669. Mr. G. H. Blue

670. Mr. I. J. Yellow

671. Mr. K. L. Purple

672. Mr. M. N. Red

673. Mr. O. P. Orange

674. Mr. Q. R. Green

675. Mr. S. T. Blue

676. Mr. U. V. Yellow

677. Mr. W. X. Purple

678. Mr. Y. Z. Red

679. Mr. A. B. Orange

680. Mr. C. D. Green

681. Mr. E. F. Blue

682. Mr. G. H. Yellow

683. Mr. I. J. Purple

684. Mr. K. L. Red

685. Mr. M. N. Orange

686. Mr. O. P. Green

687. Mr. Q. R. Blue

688. Mr. S. T. Yellow

689. Mr. U. V. Purple

690. Mr. W. X. Red

691. Mr. Y. Z. Orange

692. Mr. A. B. Green

693. Mr. C. D. Blue

694. Mr. E. F. Yellow

695. Mr. G. H. Purple

696. Mr. I. J. Red

697. Mr. K. L. Orange

698. Mr. M. N. Green

699. Mr. O. P. Blue

700. Mr. Q. R. Yellow

701. Mr. S. T. Purple

702. Mr. U. V. Red

703. Mr. W. X. Orange

704. Mr. Y. Z. Green

705. Mr. A. B. Blue

706. Mr. C. D. Yellow

707. Mr. E. F. Purple

708. Mr. G. H. Red

709. Mr. I. J. Orange

710. Mr. K. L. Green

711. Mr. M. N. Blue

712. Mr. O. P. Yellow

713. Mr. Q. R. Purple

714. Mr. S. T. Red

715. Mr. U. V. Orange

716. Mr. W. X. Green

717. Mr. Y. Z. Blue

718. Mr. A. B. Yellow

719. Mr. C. D. Purple

720. Mr. E. F. Red

721. Mr. G. H. Orange

722. Mr. I. J. Green

723. Mr. K. L. Blue

724. Mr. M. N. Yellow

725. Mr. O. P. Purple

726. Mr. Q. R. Red

727. Mr. S. T. Orange

728. Mr. U. V. Green

729. Mr. W. X. Blue

730. Mr. Y. Z. Yellow

731. Mr. A. B. Purple

732. Mr. C. D. Red

733. Mr. E. F. Orange

734. Mr. G. H. Green

735. Mr. I. J. Blue

736. Mr. K. L. Yellow

737. Mr. M. N. Purple

738. Mr. O. P. Red

739. Mr. Q. R. Orange

740. Mr. S. T. Green

741. Mr. U. V. Blue

742. Mr. W. X. Yellow

743. Mr. Y. Z. Purple

744. Mr. A. B. Red

745. Mr. C. D. Orange

746. Mr. E. F. Green

747. Mr. G. H. Blue

748. Mr. I. J. Yellow

749. Mr. K. L. Purple

750. Mr. M. N. Red

751. Mr. O. P. Orange

752. Mr. Q. R. Green

753. Mr. S. T. Blue

754. Mr. U. V. Yellow

755. Mr. W. X. Purple

756. Mr. Y. Z. Red

757. Mr. A. B. Orange

758. Mr. C. D. Green

759. Mr. E. F. Blue

760. Mr. G. H. Yellow

761. Mr. I. J. Purple

762. Mr. K. L. Red

763. Mr. M. N. Orange

DESCRIPTION OF ENGRAVINGS.

PLATE I.

THIS plate illustrates a case of follicular inflammation of the throat, the mucous membrane of the pharynx and posterior cavity of the fauces being thickly studded with enlarged and diseased mucous follicles. The intervening portion of the membrane presents a somewhat raw and granular surface. The uvula, as may be seen, is greatly enlarged and elongated, the end of which rests upon the root of the tongue, and is liable to be drawn into the glottis at every inspiration of the breath. The tonsilary glands, though only partially seen, are in a state of induration and hypertrophy. See Cases V., XVIII., XXXVI., XXXVIII., XLI., LXII.

PLATE II.

This plate exhibits the lungs and their various appendages in a state of health. Figure 1. The windpipe. 2. The right lung. 3. The heart. 4. The left lung, with a portion cut away, showing the air-pipes and air-cells.

PLATE III.

This plate represents a section of the lungs in the first stage of tubercular disease, while the tubercular deposits are hard, and small in size, and before any portion of the lungs has been broken down, or any excavation or cavity has been formed.

Tubercular deposits, when first formed, exist in small specks or points, of a grayish, semi-transparent appearance, as may be seen in the plate.

PLATE IV.

This plate exhibits the second stage of tubercular disease. The tubercles, as may be seen, are much larger than in the first stage. The grayish, transparent matter now becomes opaque, and is converted into a yellow color. In this state the tubercles have softened, and may be broken down between the fingers like a piece of cheese. This stage of the disease is often very rapid in its progress. At other times, in the absence of any exciting cause, it is more slow and gradual, and the patient may continue months without experiencing much change. In this condition of the lungs the obstruction is greater than in the former, and the breathing, of course, is rendered more difficult.

PLATE V.

In this plate are represented the lungs in a state of ulceration, when a considerable portion of the pulmonary tissue is broken down, and an ulcerous excavation or cavern has been formed. This constitutes what is called the third and last stage of consumption, and is usually attended with profuse expectoration, hectic fever, night sweats; and not unfrequently diarrhoea supervenes, under which the patient rapidly sinks.

PLATE VI.

Represents the tonsil instrument used by the author for the excision of enlarged tonsils.

(A) Represents the main body of the instrument, which consists of two separate plates, grooved out upon their internal surface so as to allow the spear-pointed blade (B) to slide through, when these plates are fitted together. In performing

this operation, which is perfectly simple and safe, the blade is drawn back at its posterior extremity (C), the enlarged gland is passed through the opening in the instrument, represented by (D), when it is seized by the claws (E) (E), and by slightly depressing their handles the claws are elevated; and thus the tonsil is drawn through and retained, while the blade is in the same moment pushed through, by applying the thumb at the point (C), transfixing at once the entire gland. (F) represents a view of the handle, which may be applied or removed by means of a thumb-screw, at pleasure.

PLATE VII.

This plate represents the double stethoscope — an ingeniously contrived instrument, which I am in the habit of using, and which I think possesses superior advantages over all others, adapted as it is to both ears at the same time. All foreign sounds by this arrangement being cut off, the respiratory murmur and the various abnormal sounds of the chest can be heard much more distinctly than by the common stethoscope, where one ear only is applied to the instrument. For examining the larynx, the trachea, the axilla, and the regions above and below the clavicle, the smaller funnel (*c*) may be attached instead of the larger, as represented by (*a*) — the smaller being applied with more facility to the parts.

PLATE VIII.

(A) Represents a pair of curved heavy scissors, for the amputation of a diseased and elongated uvula.

(B) Represents a forceps having long, slender blades, the ends being finely serrated for the purpose of seizing and retaining the uvula, while the excision is performed with the scissors above alluded to.

PLATE IX.

Exhibits a view of the improved showering syringe, as employed by the author in making topical applications to the laryngeal cavity, throat, and nasal passages.

(A) represents the barrel and piston of the syringe, which may be made of glass or silver, as desired. To this may be attached, by means of a screw, several different silver pipes or tubes, straight, or bent at different angles, according to the uses to which they are to be applied. These tubes are somewhat bulbular at the extremity, pierced with minute holes, through which the fluid may be thrown in a fine shower in every direction in an instant of time.

(B) Represents the tube for the posterior nares.

(C) The laryngeal cavity.

(D) The anterior nares.

INDEX.

A.

- Air, pure, 80.
—— change of, during respiration, 23.
—— how rendered impure, 77.
—— change of, an important condition of health, 78.
Alcohol, how it protects the living tissues, 199.
Alcoholic vapors, inhalation of, 196, 199.
Alterative inhalations, 138.
Anti-spasmodic inhalations, 138.
Anodyne inhalations, 138.
Anatomy of the lungs, 21.
—— of the bronchi, 22.
—— of the larynx, 44.
Andral, 120.
Arnott, Dr., 81.
Asthma, 65.
—— attended with ulceration, 185.
—— attended with bronchitis, 305.
—— cases of, 227.
—— causes of, 67.
—— symptoms of, 65, 66.
Asthma, hay, rose cold, 68.
—— periodicity of, 68.
—— idiosyncrasy, 68.
—— treatment of, 70.
Astringent inhalations, 138.
Auscultation, 105.
Avenbrugger, 108.

B.

- Bartlett, Dr., on topical treatment, 157.
Bathing, 98.
Baudeloque, M., 77.
Bayle, 122.
Beigel, Dr., remarks on inhalation, 162, 163.
Belladonna, in inhalation, 192.
Blood, venous and arterial, 23.
——— temperature of, 197.
——— composition of, 85.
Bromide of potassium, peculiar action of, 167.
Bronchial respiration, 107.
Bronchitis, 54.
——— acute, 54.
——— cases of, 209, 219, 254, 258, 264, 281, 299.
——— sub-acute, 212.
——— with elongation of the uvula, 182.
——— with ulceration, 243.
——— simulating consumption, result of scarlatina, 263.
——— symptoms of, 55.
——— treatment of, 56.
——— chronic, 57.
——— symptoms of, 58.
——— varieties of, 58-60.
——— treatment of, 62.

C.

- Causes of early decay in women, 83.
Carbon, its uses, 198.
——— necessity of, in cold climates, 198.
Catarrh, chronic, 25.
——— symptoms of, 25.
——— different stages of, 26.
——— termination of, 27.
——— treatment of, 28-31.
——— cases of, 205.
——— with asthma, 176.

- Catarrh, with loss of smell, 203, 205.
——— with follicular inflammation, 207, 263.
——— with bronchitis, 248, 257, 268, 298.
——— with congestion and ulceration of the right lung, 276.
——— with sore throat, hoarseness, and bronchitis, 276.
——— ulceration of the throat and bronchitis, 277.
- Cavernous respiration, 107.
- Chlorine, inhalation of, 191, 192.
- Chronic sore throat, cases of, 252.
——— with loss of voice, 260.
——— with bronchitis, 296.
——— elongation of uvula, cough and expectoration, 262.
- Clark, Sir James, 16, 121, 124, 126.
- Cleanliness, 96, 97.
- Climate, change of, 146.
——— absurdity of, in advanced stages, 147.
——— when beneficial, 150.
- Cod liver oil, 130.
- Concluding remarks, 314.
- Consumption, 76.
——— predisposition to, 76, 77.
——— causes of, 77.
——— symptoms of and stages of, 212-217.
——— curability of, 18, 130, 160.
——— physical signs, by auscultation and percussion, 105.
——— acute form of, 121.
——— chronic form of, 122.
——— latent form of, 123.
——— febrile form of, 124.
——— of childhood, form of, 125.
——— treatment of, 128.
——— cases, 168, 173, 193, 214, 228, 230, 234, 279, 301, 307.
- Corrigan, Dr., remarks on inhalation, 154.
- Cottureau, remarks on inhalation, 160, 161, 191.
- Coxe, Dr., remarks on inhalation, 155.
- Crepitating râle, 110.

D.

Democritus, 17.

Discoveries in pharmaceutical chemistry, 166.

Drugs, administration of, 164.

E.

Eberle, Dr., remarks on inhalation, 156.

Emphysema, 61.

Excavations in the lungs may be healed, 18.

Exercise, physical, 85.

———— respiratory, 91.

Expectorant inhalations, 138.

F.

Fashion, pernicious influence of, 82, 83, 127.

Florida, climate of, 150.

Follicular inflammation — sore throat, 33.

———— symptoms of, 33.

———— pathology of, 34.

———— termination of, 35.

———— treatment of, 35, 36.

———— cases of, with spinal irritation, 296.

———— with hoarseness, 312.

Food, 100.

———— increased demand of, 197.

———— different kinds of, 101.

G.

Grief, influence of, 103.

H.

Hæmoptysis — spitting blood, 118, 201.

———— causes of, 119.

———— Dr. Swett's opinion of, 119.

- Hall, Dr. Marshall, on alcoholic vapors, 144.
Harvey, 17.
Havana, climate of, 149.
Highlanders and Hebrideans, 79.
Hippocrates, 16.
Hot-air furnaces, 81.
Hot-house children, 82.
Holland, Sir Henry, 92.
Hope, influence of, 104.

I.

- Illiberality in medical discussions, 16.
Inhalation in the days of Hippocrates, 19.
——— reasons of its failure, 19.
——— superior claims of, 63, 164.
——— rationale of, 24, 133.
——— methods of, 141, 142.
——— eminent authorities quoted in favor of, 143-163.
——— cases successfully treated by, 168-314.
Inhaler, description of, 141.
Iodide of lime as an alterative, 166.
Iodide of iron, tonic and alterative, 167.
Iodine, remarkable power of, 284.
Iron, in small doses, 167.

J.

- Jacksonville, climate of, 149.
Joy, influence of, 103.

K.

- Kane, Dr., remarks on carbonaceous food, 197.

L.

- Laennec, 18, 105.
Laryngitis — clergyman's sore throat, 44.

- Laryngitis, acute, 45.
——— symptoms of, 45.
——— treatment of, 46, 47.
——— chronic, 48.
——— symptoms of, 48.
——— cases of, 188.
——— with follicular inflammation, 262.
——— with loss of voice, 189.
——— causes of, 48, 49.
——— rules for prevention of, 50.
——— treatment of, 51, 52.
Laryngoscope, description of, 53.
Life a series of chemical changes, 196.
Liebig, Professor, on respiration, 198.
Louis, 120, 124.
Lungs, functions of, 23.

M.

- Madeira, climate of, 149.
Marseilles, climate of, 149.
Medicated vapors, "warm" and "cold," 141, 142, 153.
Mucous râle, 110.
Mudge, Dr., remarks on inhalation, 152.
McIntosh, Dr., remarks on inhalation, 153.
Murray, Sir James, remarks on inhalation, 161.
Mucous follicles, physiology of, 33.

N.

- Naples, climate of, 149.
Natural respiration, 106.
Nice, climate of, 149.
Night air, 80.
Nitrate of silver, 35.
Nitro-muriatic acid as an inhalant, 211.
Nutrition, imperfect, 197.

O.

Occupation, 80, 82.

Oxygen a supporter of respiration, 198.

—— its action upon the living tissues of the body, 199, 200.

P.

Passions, 102.

Percussion, 108.

Pectoriloquy, 109.

Pernicious effects of nostrums, 165.

Pereira, remarks on nutrition, 197.

Physick, Dr., correspondence of, 87-91.

Piorry, M., 95.

Pleximeter, 108.

Protoxide of iron, 167.

Puerile respiration, 107.

Pyrophosphate of iron, 167.

R.

Respiration a process of combustion, 23.

Respiratory sounds of chest, 106.

Respiratory organs, 21.

——— physiology of, 21-23.

Rome, climate of, 149.

Ross, Sir John, observations of, 197.

Rush, Dr., remarks on inhalation, 156.

S.

Scudamore, Sir Charles, on inhalation, 161, 184.

Sea bathing, 99.

Sore throat, 33-36.

——— scrofulous cases of, 303, 310.

Starks, Dr., report of, 78, 79.

St. Augustine, climate of, 149.

Stethoscope, 105.

Sugar-house vapor, how beneficial, 152.
Sydenham, 87.

T.

Tampa Bay, climate of, 149.
Throat, physiology of, 33.
Tobacco, 99.
Tonsillitis — quinsy, 37.
——— symptoms of, 37, 38.
——— pathology of, 39.
——— treatment of, 38, 40.
Tubercles, 112.
——— varieties of, 112.
——— causes of, 113.
——— symptoms of, 113, 114.
——— different stages of, 113.
Turnbull, Dr., remarks on inhalation, 162.

U.


Uhlein, Dr. S. P., report of cases, 236-241.
Uvula, elongation and enlargement of, 41.
——— symptoms of, 41.
——— treatment of, 42.


V.

Ventilation, 79.
Vegetarianism, inconsistency of, 198.
Veratria, in asthmatic and heart diseases, 306.

W.

Walshe, Professor, 120.
Warm vapors, beneficial effect of, 152
West India islands, climate of, 149.





Collect: A. C.

1870

1871

1872

1873

1874

1875

1876

1877

1878

Accession no. ACK

Author

Dillenback, Hiram

Consumption,
bronchitis, asthma

''' 2nd ed. enl.

Call no.

RC 312

D 56

1866

19th
cent

