

A clinical materia medica : Being a course of lectures delivered at the Hahnemann medical college, of Philadelphia / by the late E. A. Farrington, M. D. Reported phonographically and edited with the assistance of the lecturer's manuscript, by Clarence Bartlett, M. D., and revised by S. Lilienthal, M. D. With a memorial sketch of the author, by Aug. Korndorfer, M. D.

Contributors

Farrington, E. A. 1847-1885.

Bartlett, Clarence, 1858-

Lilienthal, Samuel, 1815-1891.

Harvey Cushing/John Hay Whitney Medical Library

Publication/Creation

Philadelphia : Sherman & co., 1887.

Persistent URL

<https://wellcomecollection.org/works/hswbfkx>

License and attribution

This material has been provided by This material has been provided by the Harvey Cushing/John Hay Whitney Medical Library at Yale University, through the Medical Heritage Library. The original may be consulted at the Harvey Cushing/John Hay Whitney Medical Library at Yale University. where the originals may be consulted.

This work has been identified as being free of known restrictions under copyright law, including all related and neighbouring rights and is being made available under the Creative Commons, Public Domain Mark.

You can copy, modify, distribute and perform the work, even for commercial purposes, without asking permission.



Wellcome Collection
183 Euston Road
London NW1 2BE UK
T +44 (0)20 7611 8722
Elibrary@wellcomecollection.org
<https://wellcomecollection.org>



OTIS CLAPP & SON,

MEDICAL BOOKS,


INSTRUMENTS,

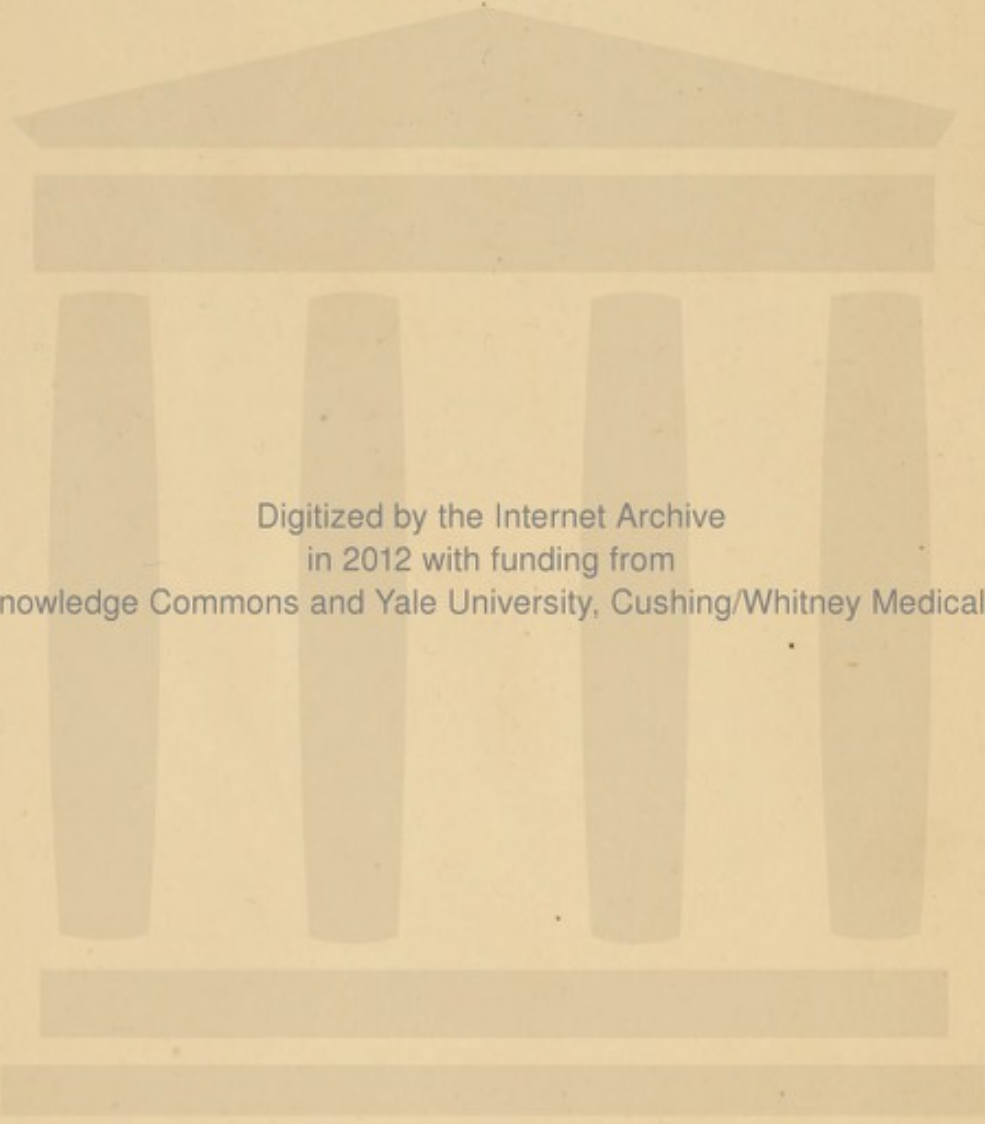
PHYSICIANS' SUPPLIES.

307 WESTMINSTER ST.,


PROVIDENCE, - R. I.










Digitized by the Internet Archive
in 2012 with funding from
Open Knowledge Commons and Yale University, Cushing/Whitney Medical Library









GEO. S. MORGAN, M. D.
NEW LONDON, CONN.

A

CLINICAL MATERIA MEDICA.

BEING

A COURSE OF LECTURES DELIVERED AT THE HAHNEMANN
MEDICAL COLLEGE, OF PHILADELPHIA,

BY THE LATE

E. A. FARRINGTON, M.D.

REPORTED PHONOGRAPHICALLY AND EDITED WITH THE ASSISTANCE OF THE
LECTURER'S MANUSCRIPT, BY

CLARENCE BARTLETT, M.D.,

GEO. S. MORGAN, M. D.
NEW LONDON, CONN.

AND REVISED BY

S. LILIENTHAL, M.D.

WITH A MEMORIAL SKETCH OF THE AUTHOR, BY

AUG. KORNDORFER, M.D.

PHILADELPHIA:

SHERMAN & CO., PUBLISHERS.

1887.

Entered according to Act of Congress, in the year 1887,

By MRS. ELIZ. A. FARRINGTON,

In the Office of the Librarian of Congress, at Washington, D. C.

RX601
887F

P R E F A C E.

DURING the year following the death of Dr. Farrington, the editor of this volume published several of the lectures here presented, in the *Hahnemannian Monthly*, *North American Journal of Homœopathy*, and *Monthly Homœopathic Review*. These were well received by the profession. Some of them were, moreover, translated and published in German, French, and Spanish journals. A number of physicians expressed their desire to have the lectures appear in book form. The consent of Mrs. Farrington to such publication was therefore obtained, the Doctor's manuscript was placed at our disposal, and Dr. S. Lilienthal kindly consented to revise the lectures after their completion in manuscript.

In order that the work should be thoroughly representative of Dr. Farrington, those concerned in its preparation for the press decided that the author's style should be closely followed. These lectures are therefore presented exactly as delivered, excepting where a change was suggested by his manuscript or by his published writings.

There have also been incorporated in the volume, numerous abstracts from the comparisons in the "Studies in Materia Medica," published in the *Hahnemannian Monthly* in the years 1880, 1881, and 1882. These will be found in the lectures on Lachesis, Apis, Cantharis, and Sepia. The lecture on Moschus is essentially a reprint of the study of that remedy in the *Hahnemannian* for January, 1882. The editor feels no necessity for apologizing for this addition of the above-mentioned matter to the lectures proper, for, as Dr. Korndorfer truly says in his memorial sketch of his deceased friend, they "belong to the classics of our school." The regret is that they cannot be incorporated in their entirety.

The reader must remember that in a course consisting of seventy-two lectures, it would be utterly impossible to include a complete presentation of the homœopathic materia medica. This fact was always kept in mind by Dr. Farrington. It was his aim, therefore, to present to his students, only such matter as would enable them to establish

their knowledge of *materia medica* on such a firm foundation, that their post-graduate study of that *science*, would be a comparatively easy task. How well he succeeded in his object can be attested by the many physicians whose fortune it was to receive instruction from his lips.

It should be said of Dr. Farrington's manuscript, that it gave marked evidence of constant study. Interlineations and notes of reference were frequently added. Erasures were few, for what he therein recorded was only placed there after having been thoroughly confirmed by the clinical experience of himself, or of some other competent observer. Fully did he realize the importance to homœopathy, of a *materia medica* which should be, in all respects, perfect.

CLARENCE BARTLETT, M.D.

1503 GIRARD AVENUE, PHILADELPHIA, October 1st, 1887.

CONTENTS.

	PAGE
IN MEMORIAM,	9
LECTURE I. Introductory,	17
II. Animal Kingdom,	25
III. The Ophidia—Lachesis,	33
IV. The Ophidia—Lachesis (<i>continued</i>),	48
V. The Ophidia—Lachesis (<i>continued</i>),	60
VI. Arachnida—Mygale, Lycosa tarentula, Tarentula Cubensis, Aranea diadema and Theridion curassavicum,	70
VII. Cantharis,	80
VIII. Hymenoptera—Apis mellifica,	92
IX. Moschus,	108
X. Sepia,	115
XI. Sepia (<i>continued</i>),	126
XII. Nosodes—Psorinum and Ambra grisea,	139
XIII. Secale cornutum,	145
XIV. The Vegetable Kingdom—Apocynaceæ; Apocynum can- nabinum, Oleander and Vinca minor,	152
XV. Gelsemium sempervirens,	159
XVI. Nux vomica,	166
XVII. Ignatia, Curare and the Juglandaceæ,	184
XVIII. Araceæ—Arum triphyllum, Caladium, Dracontium and Pothos foetida,	191
XIX. Anacardiaceæ—Anacardium orientale,	199
XX. Rhus toxicodendron,	205
XXI. Compositæ—Arnica montana, Artemisia vulgaris, Absin- thium, Millefolium, Taraxacum, Eupatorium perfolia- tum, Artemisia abrotanum,	217
XXII. Cina and Chamomilla,	225
XXIII. Melanthaceæ—Colchicum, Veratrum album, Veratrum viride and Sabadilla,	229
XXIV. Menispermaceæ—Cocculus indicus,	237
XXV. Papaveraceæ—Opium,	242
XXVI. Sanguinaria and Chelidonium,	251
XXVII. Cucurbitaceæ—Colocynth,	261
XXVIII. Bryonia alba,	265
XXIX. Coniferæ and Euphorbiaceæ—Abies nigra, Sabina juni- peris, Terebinthina, Pix liquida and Thuja occidentalis,	278
XXX. Ranunculaceæ—Aconitum napellus,	287
XXXI. Actea racemosa, Ranunculus bulbosus and Ranunculus sceleratus,	298
XXXII. Helleborus and Staphisagria,	305
XXXIII. Pulsatilla,	313

	PAGE
LECTURE XXXIV. Rubiaceæ— <i>Cinchona rubrum</i> ,	331
XXXV. <i>Ipecacuanha</i> and <i>Coffea</i> ,	342
XXXVI. Scrophulariaceæ— <i>Digitalis purpurea</i> , <i>Linaria vulgaris</i> , <i>Verbascum</i> , <i>Gratiola</i> , <i>Leptandra virginica</i> and <i>Euphrasia</i> ,	352
XXXVII. <i>Baptisia tinctoria</i> ,	363
XXXVIII. Solanaceæ— <i>Belladonna</i> ,	369
XXXIX. <i>Stramonium</i> and <i>Hyoscyamus</i> ,	382
XL. <i>Tabacum</i> , <i>Dulcamara</i> , <i>Capsicum</i> and <i>Glonoin</i> ,	390
XLI. <i>Lycopodium clavatum</i> ,	397
XLII. The Umbelliferæ, the Berberidaceæ— <i>Berberis</i> and <i>Podophyllum</i> , and <i>Spigelia</i> ,	404
XLIII. Mineral Kingdom— <i>Selenium</i> ,	413
XLIV. <i>Sulphur</i> ,	421
XLV. The Carbon Group— <i>Carbo vegetabilis</i> ,	437
XLVI. <i>Carbo animalis</i> , <i>Graphites</i> and <i>Petroleum</i> ,	447
XLVII. Halogens and <i>Spongia</i> ,	458
XLVIII. The Acids— <i>Fluoric</i> and <i>Muriatic</i> acids,	471
XLIX. <i>Phosphoric</i> and <i>Sulphuric</i> acids,	482
L. <i>Nitric</i> , <i>Hydrocyanic</i> and <i>Picric</i> acids,	489
LI. <i>Silicea</i> ,	497
LII. <i>Arsenicum album</i> ,	504
LIII. <i>Phosphorus</i> ,	516
LIV. The Preparation of Antimony— <i>Antimonium crudum</i> and <i>Antimonium tartaricum</i> ,	530
LV. The Preparations of <i>Mercury</i> ,	538
LVI. The Noble Metals— <i>Aurum</i> ,	552
LVII. The Preparations of <i>Silver</i> — <i>Argentum nitricum</i> and <i>Argentum metallicum</i> ,	558
LVIII. <i>Platina</i> , <i>Palladium</i> and <i>Alumina</i> ,	565
LIX. <i>Plumbum</i> and <i>Stannum</i> ,	574
LX. <i>Cuprum</i> and <i>Zincum</i> ,	581
LXI. <i>Ferrum</i> and the <i>Magnesia Salts</i> — <i>Magnesia carb.</i> and <i>Magnesia mur.</i> ,	591
LXII. <i>Baryta carb.</i> , <i>Strontiana carb.</i> and <i>Lithium carb.</i> ,	600
LXIII. The Ammonium Preparations— <i>Ammonium carb.</i> , <i>Ammonium mur.</i> and <i>Ammonium phos.</i> ,	607
LXIV. <i>Salts of Lime</i> — <i>Calcarea ostrearum</i> ,	615
LXV. <i>Calcarea phosphorica</i> and <i>Hepar</i> ,	626
LXVI. Preparations of <i>Soda</i> — <i>Natrum carb.</i> and <i>Natrum sulph.</i> ,	635
LXVII. <i>Natrum muriaticum</i> ,	641
LXVIII. <i>Borax veneta</i> ,	650
LXIX. <i>Salts of Potash</i> — <i>Kali bromatum</i> and <i>Kali hydriodicum</i> ,	654
LXX. <i>Kali bichromicum</i> ,	662
LXXI. <i>Causticum</i> ,	670
LXXII. <i>Kali carb.</i> ,	677
INDEX OF REMEDIES,	683
THERAPEUTIC INDEX,	717

ERRATA.

Page 31, line 17; page 448, line 3; and page 449, line 16, "*Badiago*" should be "*Badiaga*."

Page 33, line 11, for "*Bothrops lanceolatus*," read "*Bothrops lanciولاتus*."

Page 64, line 5 from the bottom, for "*tympanitis*" read "*tympanites*."

Page 118, line 17 from the top, for "*herpes circinata*" read "*herpes circinatus*."

Page 161, line 20, insert "To return to *Gelsemium*" before "the face."

Page 191, in the table, and page 198, line 3 and 4 from the bottom, for "*Pothos foetidus*" read "*Pothos foetida*."


Page 264, line 13 from the bottom, for "*Cholos terrepina*" read "*Cholos terrapina*."

Page 325, line 6, for "*Xanthoxyllum*" read "*Xanthoxylum*."

Page 325, line 21, for "*Ricinis communis*" read "*Ricinus communis*."

Page 511, line 16 from the bottom, for "relation" read "relations."

Page 559, line 16, and page 663, lines 3 and 4 from the bottom, for "*Æsculis*" read "*Æsculus*."



In Memoriam.*

PROFESSOR E. A. FARRINGTON, M.D.

BY AUG. KORNDORFER, M.D., PHILADELPHIA, PA.

THE subject of this sketch, Dr. Ernest A. Farrington, was born January 1st, 1847, at Williamsburg, Long Island, N. Y., and died at Philadelphia, December 17th, 1885. During his early years, his family removed to Philadelphia, at which place he received his education, and rapidly rose to eminence in his profession.

Having already, during his early childhood, given evidence of exceptional intellectual ability, he passed through his school life with the highest commendation of his teachers.

After his entrance to the High School, he seemed to develop an intellectual capacity rarely witnessed in one so young. He grasped and utilized facts with such vigor that his teachers looked upon him as quite a phenomenal boy. Often have I heard his teachers, professors of the High School, remark upon his aptness, clearness of thought, and remarkable proficiency in the various studies embraced in the curriculum of the school.

It may here be worthy of passing note, that, during his entire school and student life, he endeared himself to his teachers, not less by his genial manners, than by his remarkable intellectual qualities.

Having completed the prescribed course at the High School, he made a most brilliant examination and was graduated, not only at the head of his class, but with the highest average to that time attained by any graduate of the institution.

During the following summer, he visited his birthplace, spending the summer there and in New York city. Early in the fall he returned to Philadelphia, there to resume his favorite occupation, study.

* From the *Hahnemannian Monthly*, January, 1886.

Under the preceptorship of his brother, H. W. Farrington, M.D., he, in the fall of 1866, matriculated in the Homœopathic Medical College of Pennsylvania.

Here, again, the characteristics of his early life became the remark of his fellow-students, and it was not long before he was looked upon as one of the brightest students of his class. His quickness of perception, his ready memory, his devotion to study, and conscientious estimate of the responsibilities of his calling, marked him as one of the most promising students of our school. Coupled with all this, was an unusually strong religious bent of mind. His religious views were, however, of that happy type which but illuminate life's ways, never casting shadows of doubt or gloom. His highest aim was to do right because it was right; that he accomplished this, all who knew him will attest.

When the Hahnemann Medical College of Philadelphia was chartered, in 1867, it became a question of serious import to him as to whether he should continue in the College with which he was connected or join the new institution. After lengthened consideration, he decided to sever his relationship with the old College. He became the second matriculant of the Hahnemann Medical College of Philadelphia. Here, again, he won unstinted praise, and graduated March, 1868, having enforced the full conviction upon the minds of all, both Faculty and class, that he had no superior in the class of "'68." To the honor of all, let it be said that envy never tainted the commendation of one; every graduate delighted to accord to him his full meed of praise.

He entered practice immediately after his graduation, establishing himself at the residence of his father, 1616 Mount Vernon Street. His arduous labors in the pursuit of knowledge, during the years of college-life, followed by even greater efforts during his early practice, made perceptible inroads upon his otherwise strong constitution; this led him, during the summer of 1869, to take a short European trip, from which he returned much improved in health. He reëntered practice with renewed vigor, and speedily succeeded in securing a large and appreciative *clientele*.

On the 13th of September, 1871, he consummated in marriage an engagement which had for some time existed with Miss Elizabeth Aitkin, of Philadelphia, an event which brought more than usual joy, as in his wife he found a most congenial and helpful spirit, both as to his professional and religious life. Four children, three boys and one girl, have blessed this union.

Dr. Farrington was essentially a teacher among men. Already we

find him, in the spring of 1869, filling a lecturer's appointment as teacher of Forensic Medicine in the spring course of the Hahnemann Medical College. These lectures proved to be so satisfactory that the Faculty, on the resignation of the Professor of Forensic Medicine, after the session of 1869-70, elected him to fill the vacancy. Within two years, the chair of Pathology and Diagnosis becoming vacant, he was appointed to fill the same, and in 1874, upon the resignation of Dr. Guernsey, then Professor of Materia Medica, he was called to fill that most important chair.

His ambition was now about to realize the attainment of its highest aim. This had really been his true field of labor—here his deepest studies were made; here, was, indeed, his lifework.

Possessed of superior analytical powers, he never felt satisfied to accept a view or theory save it were demonstrably true; he, therefore, made deep and thorough research and study upon every question involved in the subject of homœopathy; the law, dosage, and potency questions, all were subjects of much interest, but above all, his delight lay in the study of the Materia Medica.

His daily association with Hering quickened this his natural desire, and he was soon recognized by that master spirit of our school as one well fitted to a place in the highest rank among the expounders of that most intricate science, Materia Medica. Hering delighted to say, "When I am gone, Farrington must finish my Materia Medica."

His labors in this direction were not restricted to simply reviewing old provings, but were rounded out unto fulness by personally supervising provings of both old and new drugs. While he certainly possessed a wonderful memory for symptoms, the most prominent feature of his teaching may nevertheless be said to have been his ability to thoroughly analyze the specific drug action, showing not only the superficial but also the deeper relationship of symptoms.

Family and class relationships of drugs he studied with deepest interest. In fact, his "Studies in Materia Medica," a few of which have been published in the *Hahnemannian Monthly*, belong to the classics of our school.

On his election to the chair of Materia Medica, he devoted much of his time to the development of a method which, while full and comprehensive, would at the same time present a simplicity which would enable every student to intelligently study this most difficult subject.

He infused such new life into this usually prosy subject, that it soon became the favorite hour with many, and to all an hour of interest and

profit. To the earnest student it became rather a recreation than a task. His analytical mind carried the student through labyrinths of symptoms and mazes of modalities, with such clear and concise directions as to the way, that the thoughtful student might ever after feel able to traverse the same alone.

His writings all bear the impress of a master mind. Already in 1871, scarcely three years subsequent to his graduation, we find him dealing with the philosophical elucidation of drug prescribing, in language indicating depth of knowledge rarely found even among our oldest practitioners. In illustration, permit a short quotation from his report of a case published in the *Hahnemannian Monthly*, April, 1871:

"It is a singular fact that all of the tribe of *Senecionideæ*, Ord. *Compositæ*, which we have proved (*Cina*, *Artem. vulg.*, *Cham.*, *Tana-cet.*, *Arnic.*, *Senecio grac.*) have relief from some form of motion.

"The *Artemisia vulgaris* resembles the *Cina* in nervous troubles, but, as it is in conjunctive relationship, it cannot be used immediately before or after *Cina*. As a disjunctive relative, and hence one that follows well, *Silicea* corresponds to the somnambulistic state, and *Silicea*, *Nux vom.* and *Caust.*, to the irritation of the solar plexus giving rise to spasm.

"The *Absinthium* (wormwood), another member of the *Artemisiæ*, when drunk in brandy (a famous drink used to stimulate the brain by actors, etc.), I have seen produce the delirium embriosorum, which was only relieved by *pacing the floor*, showing again the general relief from motion."

Thus we find him, as a beginner in years, treating the *Materia Medica* as by the hand of a master. The literature of our school has been greatly enriched by his pen; for, though he did not strive to gratify ambition in giving to the profession massive volumes, he performed that which he felt duty to demand, *i.e.*, gave of his time in work not only upon his lectures, but also to societies, and in our journal literature.

The *American Journal of Homœopathic Materia Medica*, the *Hahnemannian Monthly*, the *North American Journal of Homœopathy*, and other journals, have each received valuable articles from his pen. His *Studies in Materia Medica* alone, published in the *Hahnemannian Monthly*, aggregate about two hundred pages, and his comparisons, published as an appendix to the *American Journal of Homœopathic Materia Medica* from 1873 to 1875, embrace over 150 pages more. His other articles were numerous and instructive.

Dr. Farrington was a homœopathist by conviction. With him it was not a light thing to be a physician, and he could only practice that

which he could see to be true. Expediencies, for the sake of gaining the *éclat* of those who, through want of knowledge, grant unstinting praise to pleasant error, had no attraction for him. He preferred to sacrifice practice and to sustain his own sense of doing right, rather than gain financial success by pandering to the ignorance of wealth, where it demanded departure from the law of cure in an experimental treatment of disease.

The influence which such a mind must exert upon a profession cannot be overestimated. Essentially scientific in its bent, progressive in its character, earnest in its labors, logical in its reasonings, and philosophical in its judgments, the results reached, even most persistent opponents were compelled to receive with respect. While thus a true and most consistent homœopath, he necessarily became identified with every movement which might tend toward the advancement of learning. Especially did he desire to see medical education brought to a far higher level than has ever been attained in this country.

Dr. Farrington was also an active participant in our County Society work. On the floor during debate, he was listened to with that attention which ability only can command. In the Chair, which for three successive years he occupied, he presided with dignity and justice.

He was also a member of the State Society and of the American Institute of Homœopathy, which latter he joined in 1872. For many years he was a member of its "Committee on Drug Provings," during which time he was also identified with its Bureau of Materia Medica. At the time of his decease, he was chairman of that bureau. In 1884 the Institute appointed him a member of its Editorial Consulting Committee on the new "Cyclopædia of Drug Pathogenesis," etc.

In December, 1879, when the *Hahnemannian Monthly* was purchased by the Hahnemann Club of Philadelphia, he was selected by his colleagues of the Club as the sole editor of the journal, but on account of impairment of health and multiplicity of duties he felt impelled to decline the charge; though later, at the earnest solicitation of the Club, supplemented by that of the General Editor, he accepted the position of Contributing Editor, which position he filled until the time of his death; in fact, his last article, a book review, was written but a few weeks prior to his decease.

Thus we find him throughout his life striving to accomplish the work which he valued so highly. No labor seemed too great, no effort too severe, so long as it tended to promote the advance toward that standard to which he felt the profession should aspire. An earnest advocate

of higher education in general, he especially longed for the time when the professional standard should be placed at its highest.

Dr. Farrington was not less esteemed for his generous friendship than for his professional ability. He was noticeably a man of strong convictions nevertheless, with such characteristic breadth of thought and liberality of mind, that he never allowed the strongest antagonism in scientific views to chill a friendship once formed.

His genial manners rendered him a most delightful companion, as all who ever had the opportunity to enjoy social intercourse with him will heartily attest.


His last illness began about the 14th of December, 1884, prior to which time he had contracted a cold to which he gave slight heed. Subsequently, owing to necessary exposure in the performance of his professional duties, laryngitis set in; he, nevertheless, delivered several lectures after the throat symptoms had assumed decided severity. During a lecture prior to the Christmas holidays, aphonia took the place of the existing hoarseness, rendering further lecturing impossible.

It became necessary for him to secure a substitute during the month of January, 1885, but feeling much improved, he insisted upon resuming lectures during the month of February. He continued his duties in the College until after the Spring examination. During this time the disease invaded the bronchia, developing into a severe bronchitis; this, however, yielded partially during the latter part of March and April. At this time the most careful physical examination did not reveal the slightest sign of lung involvement. He now felt convinced that a trip to Europe would materially advance his recovery. He therefore sailed for Europe, accompanied by his wife, on the 9th day of May. On the 31st of May he wrote from Paris: "I am about the same, as yet, but live in hope." Under the advice of Dr. Herrmann, of Paris, he concluded to "go to Baden-Weiler, a beautiful little town in the Black Forest, noted for its mild climate, mountainous scenery, and restful surroundings." Here again disappointment came to him in that a wet season set in, which continued until his departure, although he remained for several weeks, hoping for a favorable change. A stay of several weeks at Brighton, England, highly recommended by several English physicians, afforded no relief. Much discouraged he finally sailed for home. Disappointment and injury alone had resulted from his journey.

He now began to feel that his race was nearly run; that the great work in which he had engaged must be laid aside, and hopes long entertained must be abandoned. The first realization brought a feeling of

bitter disappointment, which, however, speedily gave place to a calm conviction that the Lord's way was best. His mind seemed at perfect ease, and though he made fruitless efforts to obtain relief, he maintained an unwavering confidence in the law of cure. Some of his lay friends, seeing that homœopathy must fail, strongly urged him to seek the advice of a prominent allopathist; this he positively refused, afterwards remarking to the writer, "If I must die, I want to die a Christian." His faith in the law was unbounded; he believed it divine in origin, and therefore wholly true.

In religious faith he was a Swedenborgian, holding devoutly to the views of that great expounder of God's law. In his church life, as in his professional, he showed that zeal and learning which soon made him a light among his brethren. He was loved and esteemed by his church as but few laymen at his age are loved. Conscientious, zealous and learned, he seemed destined to be a leader among men. He was early called to his work on earth—that work he faithfully performed. Early the call came to his work on high—confidently he entered thereon. Seeking higher planes of usefulness here, he looked forward to his higher field of labor there, in pleasurable anticipation. A good man has been called away. May his living example inspire many to emulation.



A CLINICAL MATERIA MEDICA.

LECTURE I.

INTRODUCTORY.

TO-DAY we are to begin our study of *Materia Medica*. At the outset, it will be necessary to give a rambling review of the subject. Before you begin the study of the details of a science, you must understand the construction of that science or art. Were it not for these underlying laws which string together the *Materia Medica* into one consistent whole, you would have no need for lectures on the subject. The ten volumes of the *Encyclopædia of Materia Medica*, issued by Dr. Allen, of New York, contain over nine thousand pages. These do not include clinical symptoms, which would make several thousand more. Then recollect, each physician discovers something new each year, and so a great mass of knowledge is accumulated by a sort of compound multiplication. You can, therefore, well understand why the student might be startled at the idea of attempting to master such a conglomeration. Nor could he master it, were he to attempt to do so by memory alone. Man's mind is composed of more than memory. Memory is the impression made on the mind by a fact. Recollection is another qualification of the mind, which enables one to call up the facts which have been memorized. It is understood that nothing which we take into the memory is ever effaced. It remains there forever. It may be covered with figurative cobwebs and never brought to light, unless the mind is so drilled or so orderly arranged that it may be recalled when occasion requires. The mind should be so drilled and its various faculties so trained, that, when an external thing occurs similar to an internal fact, *i.e.*, a fact memorized, at once that external thing awakens into recollection the fact or facts bearing on that subject. This is very apt to be so with our feelings, perhaps, more naturally than with our intellects, because the latter require more cultivation. Many of us are

so strong emotionally that we may call up an emotion without any evident effort of the will or any direction of the understanding. Let me give you an example. A man, on one occasion, was driving along a country road, and ran over a dog and horribly mangled the poor animal. This made him feel very sick. The event was apparently forgotten. Several years later, he was driving along the same road, never thinking of the incident, until he came to the spot where the accident happened, when immediately the same sensation of sickness occurred. Then, the impression which was made on his mind was recalled and at once awakened the emotions. Thus must be the intellectual mind of the man who would master the science of medicine. He must see his patient; and when he sees his patient, it awakens in his mind the picture of the remedy. This has been termed instinct, but it is not. To do this, he must study persistently. You see a physician old in years, come into a sick-room. At once he says, this patient needs Sulphur. How did he know that? It was not second sight on his part; but through thirty or forty years' experience he had been studying Sulphur, had been forming in his mind images of Sulphur, and living ideas of Sulphur. The moment he sees these in his patient, that moment he recollects Sulphur. If he had not the idea of that remedy in his mind, he could not see it in his patient. Now, I ask of you not to try to jump over these years that must pass between the beginning and the ending of the art of medicine, and do not make yourselves prophets before your times.

In order to bring some system out of this chaos of *Materia Medica*, it will be necessary to adopt some plan of study. What is that plan is asked by every student; one teacher answers in one way, another in another. The method may not be correct and yet its results may be good. It does well enough for a scaffolding by which you erect your building, after which the scaffolding is removed and the building remains. Some method must be adopted and that retained to the end. In analyzing the method which I have chosen to adopt, it may be well to begin at the beginning and carry you on until you may see what plan I propose for your adoption. It may not be clear at once. An abstract thing is not at once grasped by the mind. It requires to come up time after time. What seems difficult at first, is plain enough after a while.

In the first place, I will begin by suggesting an analysis of the drug. We presume now that you have heard of some one substance which has been a popular remedy in your part of the country for years. You

think that it ought to be proved. You proceed to get the necessary material. First, you procure your drug. You prepare its tincture and then you potentize it. Now it is a principle of homœopathy to which there is no exception, that you shall learn the action of a drug on the healthy organism before you use it in practice. That is a rule which you cannot neglect. You cannot be too careful, otherwise you throw yourself into confusion, doubt and empiricism and help to fill the *Materia Medica* with "bosh," of which there is enough already there.

What you want to know is exactly what this medicine will do. What would you think of a machinist who undertook to build a machine when he did not know how the parts fitted together? what would you think of a physician who does not know the use of the tools he is about to employ? You now intend to try the effects of this drug on some healthy person or persons. Will it produce alterations in the function or the nutrition of the body or of its organs? If so a symptom or symptoms will be the result. Symptoms, then, are indications of alterations in the functions or the nutrition of a part or of parts of the body. I have been accused of stepping down from the lofty heights of pure homœopathy and dressing myself in physiological livery. The statement made against me is that we cannot know what changes are taking place except through symptoms, therefore if one begins to talk about altered tissue, he at once pollutes homœopathy. This is true and it is false. It is true if you take this altered tissue alone. It is not true if you regard this altered tissue as a manifestation of the change in the vital force. I cannot see how there can be a symptom which is not at least the result of a change of function. I do not mean that you must give *Bryonia* because it acts on serous membranes; I do not mean that you must give *Aconite* because it produces dry skin, heat, etc. I do not say that you shall give *Belladonna* because it produces hyperæmia of the brain and dilatation of the pupil; but I do say that these drugs produce these effects, and if these effects are not alterations in function what are they? We can know changes in the vital forces only by results, and these results are symptoms.

Now you get symptoms in your provings. These symptoms you will find to be embraced under two grand classes, subjective and objective. The subjective symptoms are those which the prover himself experiences and which he has to express to you in certain language. The objective are those which apply directly to your senses. They are such as you may see, hear, touch, taste or smell. For instance, if you give the drug we are speaking of and the prover says he feels a pain over the right

eye, that is a subjective symptom. You cannot see it, touch it, taste it or feel it. It does not apply to your senses. You know what pain is; you have experienced it; you can appreciate it in your own mind. But if a boil is produced by this medicine, if there is a cloudy deposit in the urine, or if there are mucous rales or harsh sounds in the lungs, if the heart itself is altered in its action, if a wart appears on the skin, or if sweat breaks out, you have an objective symptom. Now what will be the alteration in function which these objective and subjective symptoms express? They are decrease of function, increase of function and alteration of function. If this drug produces photophobia, there is increase of function; if, on the other hand, it causes blindness so great that the patient can gaze at the sun, there is decrease of function; whereas if it produces cloudiness of the cornea or visions of bright stars, there is an alteration of function. The prover may have increased urination, decreased urination or brick-dust sediment in the urine, this last being an alteration of function. So when we come to speak of a drug and to tell you what its effect on the system is, we will have these three classes with which to deal, increase, alteration and decrease. You go on collecting these symptoms, both subjective and objective. If you are skilled in the analysis of the excreta of the body, you should make use of your knowledge to determine the elimination of urates, phosphates etc. These are facts and, in their places, are invaluable. I would have you mind this expression, *in their place valuable, out of place valueless and even harmful*. An increase in the elimination of urea would weigh nothing in the balance, against the mental state. All symptoms of the Materia Medica are not of the same value. They are relative in value.

We include all the symptoms that we can observe. Then what have we? A mass of symptoms seeming to have no connection at all. They come from a human organism that is all order and perfection and all the parts of which work in perfect harmony. When even one of these parts is out of order, there must be a certain clue to string these effects together and picture a form of disease and when you get this form of disease, what have you? A pathological state. I hope that no diploma will be granted to any man in this class who does not study pathology. When you have the changes *in toto* that this substance has made on the system, you have the pathology of the case. You have the totality of the effects on the system. This grand effect of the drug must be in the mind always, qualifying the individual symptoms of the drug. You may express this as you choose. Some call it the genus of the drug;

others speak of it as the general action of the drug. This you must have in your mind or the other symptoms are worthless. Did you not do this, you would be a mere symptomist, certainly a term of reproach. You must know what the whole drug does or you are not able to appreciate any one part of the drug. You can find twenty drugs with precisely the same symptoms. How will you decide between them? Apparently they are all identical but not in their general action. How is this general action found? By the study of the drug as a whole. But here is a place where physicians may go too precipitately and fall into pathology. They say that as Belladonna produces a picture of scarlatina and as Arsenicum produces a picture of cholera Asiatica even unto the growths found in the excrement, therefore these substances must be *the* remedies for these respective diseases. Baptisia produces a perfect picture of typhoid fever, therefore they say Baptisia must be *the* remedy in typhoid fever.

As we carry out the view I expressed a few minutes ago, when we examine a patient for disease, we proceed in exactly the same way as we do in case of the proving. We note the changes we see and the sensations the patient feels; we look at his tongue, we examine his urine, we put all these together and we make a pathological picture of that man. Suppose you decide the case to be one of typhoid fever. That must not be valued except by comparison, showing how the present case differs from the general disease. If the genus of the case under treatment suits the genus of Baptisia, and, if you give that remedy, the patient will recover whether you call his case typhoid fever or mumps. If this is not the case, Baptisia will do no good. If the patient has the Baptisia symptom, "thinks he is double, or all broken to pieces," that drug will not cure unless the genus of Baptisia is there too. I may be permitted to recall a remark of Carroll Dunham. At a certain consultation there was chosen for a patient, a drug which seemed to have many of his symptoms; but when Dr. Dunham was asked for his opinion as to whether that drug was the *similimum*, he replied, "No, I think not, for the general character of Ignatia does not correspond with the general character of the patient which does correspond to Baryta. You will find his most prominent symptoms under Baryta." One physician decided for one drug, the other for another. Each went by his study of the drug; one understood Ignatia in part, the other by its totality.

It is my duty to show you this winter, the genus of each drug and the relations which drugs bear to one another. I cannot hope to give

you all that is characteristic of each, but I think that I can give you an idea of its genus, and show you how drugs are related so that you may fill up the interstices at leisure. You must acknowledge, that *Materia Medica* is the most important of all branches. You cannot understand it unless you have a thorough knowledge of the others. You must learn symptoms and not mere words, and you cannot put any idea into them until you know their meaning; and unless you can interpret symptoms, you can never learn the genus of a drug.

Analysis of a medicine.

Blood and bloodvessels.
 Lymph and its vessels.
 Nerves, brain, spine, and sympathetic; muscles, tendons, ligaments.
 Connective tissue.
 Bones, cartilages, and joints.
 Serous and synovial membranes.
 Mucous membranes.
 Skin.
 Organs.

We want to understand a drug as analyzed according to the schema on the board. We want to see how it affects the blood and bloodvessels, the lymph and lymph vessels, the nervous system, including, of course, the brain, spine, and sympathetic nervous system.

Again, this first division tells us of the nutrition of the body. The second, the lymph, likewise tells us of nutrition and how well repair is going on. The muscles, ligaments, etc., speak to tell you how the human machine may move; and so you may go through the entire schema.

You will note the deviations from the physiological under each of these headings. Under the condition of the blood you will note increase as in plethora or hyperæmia, decrease as in anæmia or ischæmia, and alteration as in chlorosis or pyæmia. The same is true of the lymph, which may exhibit plus, minus, and change, and so on down the list.

When you study the drug by this analysis, you quickly arrive at an idea of it as a whole, that is, you get the genus of the drug. But when you have done that, you are not through with your difficulties. You must learn to tell one drug from another.

You go into a field and you see two or three hundred cattle. They

all look alike to you, yet the man in charge of them knows each one. How does he know them? He knows them by certain distinctions which he has learned by familiarity with them. So can you know one drug from another by studying their points of difference. Drugs impinge in their resemblances, and separate in their differences. Thus we have another form of study, comparison of drugs. That is just as necessary to successful practice as is the first step, the analysis of the drug. Then again there are drugs which antidote each other. You may have made a mistake. Your patient may be too susceptible to the action of the remedy, and you require to modify its effects. It was only yesterday that I prescribed *Nux vomica* for a cold. It relieved the patient of his cold but he became almost crazy with headache. He had had an excess of *Nux vomica*, so I gave him *Coffea*, and in ten minutes his head was better. This was done by simply modifying the effects of *Nux vomica*, not by suppressing the symptom.

Again, there are some remedies which, although they bear a strong resemblance to each other, seem as though they ought to be concordant remedies; yet they are inimical.

So you study the *Materia Medica*, analyzing one drug after the other until you have analyzed all. Then you must arrange your remedies according to some system in your mind, and so be enabled to recall facts as you need them. If you only study one remedy, every case you see fits that remedy. If you have studied *Aconite*, every case will suggest *Aconite*. Thus, you must have *Aconite* by its confreres, side by side in your mind, before you can use them successfully in the sick room. This is done by systematizing your study.

Now then, you will find that drugs hold certain relations to each other. You will find five relations. The first I have called the family relation, derived from their similarity in origin. When drugs belong to the same family they must, of necessity, have a similar action. For instance, the halogens, Chlorine, Iodine, Bromine, and Fluorine have many similitudes, because they belong to one family. So, too, with remedies derived from the vegetable kingdom. Take for instance, the family to which *Arum triphyllum* belongs. There you find drugs which resemble each other from their family origin. Take the *Ophidians*, and you will be perplexed to tell the differences between *Lachesis*, *Elaps*, and *Crotalus*. This resemblance through relationship is sometimes so nearly identical, that these drugs do not follow each other well. Take, for example, *Ignatia* and *Nux vomica*. Both come from the same order of plants; they do not follow each other well, and they do

not antidote each other. Then we may have drugs which present marked similarities in action although dissimilar in origin. These are said to be "concordant." Drugs which hold a concordant relation may follow each other well.

There is another relation, that of complement; that is, one drug completes a cure which the other begins, but is unable to effect. Such a relation exists between Belladonna and Calcareo.

Next we have the relation of antidote, of which I spoke a few moments ago.

Lastly, we have the relation of enmity, one that I am unable to explain to you. It is a fact that certain drugs, although resembling each other apparently, will not follow one another with any satisfaction. They seem to mix up the case. Such drugs are China and Psorinum; Apis and Rhus, Phosphorus and Causticum, and Silicea and Mercury.

In carrying out these various ideas, we must study Materia Medica as a natural science, for such it must be intrinsically, although it is as yet undeveloped and unworthy of that dignified name in our present understanding of it. Nature's laws in no way dispute the known relations and actions of drugs. They rather harmonize with them. We are now ready to begin our study of the various drugs composing the Homœopathic Materia Medica.

* For this purpose I have arranged the remedies in three grand divisions, according to the kingdom of nature from which they are derived, viz.:

1. Remedies derived from the animal kingdom.
2. Remedies derived from the vegetable kingdom.
3. Remedies derived from the mineral kingdom.

There is also a fourth class of remedies, the nosodes or disease products.

In our next lecture we will begin our study of drugs derived from the animal kingdom.

LECTURE II.

ANIMAL KINGDOM.

TO-DAY we begin our study of the medicines obtained from the animal kingdom. I desire to preface my lecture on these remedies, with a few remarks relating to their properties in general. Many of the animal poisons are distinguished by the violence and intensity of their action, and by the decided alterations which they produce in both structure and function. The blood is often changed in its composition and quality, the nervous system suffers, and even the lower tissues are affected. The whole tendency of these remedies is to produce diseases, *which are never of a sthenic character, and always of a destructive form*, tending thus to local as well as to general death of the body. We, therefore, look upon these poisons as medicines which suit deep-seated diseases, such, for example, as are accompanied by changes in the quality of the blood; such as profoundly affect the nervous centres. Consequently they are indicated in typhoid fevers, erysipelatous inflammations, tuberculosis of different organs and tissues of the body, and many of those dyscrasie which underlie and qualify acute diseases. You will find if you devote time to the study of this portion of the *Materia Medica*, more time than we can spare or than these lectures will permit, that they are often necessary to arouse vitality and direct the vital forces into a proper channel.

You will find, too, that these animal poisons are apt to affect the mind, especially the emotions. They arouse the lowest qualities in one's nature, and produce a condition which is truly shocking. Some of them arouse the filthiest lust, the most intense anger, and passions of a kindred nature. So we may find many of these drugs suitable for persons affected with insanity, whether it be the result of functional or organic cerebral changes; whether or not it be reflex from irregularities in bodily functions.

You will see by the table which I have placed on the board that we have quite a number of remedies derived from the animal kingdom.

Vertebrata	Mammalia	{ Moschus, Castoreum, Mephitis, Oleum animale hippomanes, Castor equi, Lac vaccinum, Lac defloratum, Lac caninum, Koumyss, Fel tauri, Fel vulpi, Pulmo vulpis.
	Ophidia	{ Lachesis, Crotalus, Bothrops, Elaps, Naja, Vipera.
	Pisces	{ Oleum jecoris aselli.
	Batrachia	{ Bufo rana.
Mollusca	{ Sepiæ succus, Murex.	
Radiata	{ Corallium rubrum, Spongia, Medusa, Badiago.	
Articulata	Hemiptera	{ Coccus cacti, Cimex.
	Hymenoptera	{ Apis mellifica, Vespa, Formica.
	Coleoptera	{ Cantharis, Doryphora.
	Orthoptera	{ Blatta.
	Arachnida	{ Tarentula, Mygale, Theridion, Aranea.

I have, for convenience of study, divided these animal substances according to their natural relations. We have first the *Vertebrata*. Within this grand division of the animal kingdom we note the first class, the *Mammalia*, below this the *Ophidia* or great variety of serpents, then the *Pisces* or fishes, and, finally, the *Batrachia*. In the higher order or *Mammalia* we have quite a list of remedies already; but these members of the animal kingdom compose only a small portion of it. There are many animal drugs of which we know nothing but their names; they have been used by one individual without any special proving. This is a field which has not been thoroughly investigated, and one, too, the investigation of which, has encountered great opposition. Especially has the *Cimex lectularius*, the common bed-bug, been condemned; but this opposition has extended to other remedies of the class. Prejudice goes far. I do not wish to sanction these medicines any more than they deserve. Our notions, our prejudices, and our

appetites affect us all. Reviewing the *Mammalia*, we note first the *Moschus*, and here another and similar animal substance, the *Castoreum*. I mention these together that you may remember them as two substances which act on the nervous system somewhat similarly. The origin of *Moschus* you all know; *Castoreum* is a similar product taken from the beaver, and is a very useful medicine for patients, especially women, who are nervous and do not react after typhoid fever. If, after the fever has spent its force, the patient remains irritable, with weak and exhausting sweat, *Castoreum* helps her at once.

Next we have here the product from the animal which you all know as the skunk, *Mephitis putorius*. This *Mephitis* also acts powerfully on the nervous system. If taken in a low potency when one is exhausted, it tones up the nervous system and relieves the exhaustion. The main use of *Mephitis*, however, is in whooping-cough. It produces a well-described hard cough, with well-marked laryngeal spasm, and a distinct whoop. I have found in using this medicine, that it often apparently makes the patient worse, while it really tends to shorten the course of the disease. When the catarrhal symptoms are slight and the spasmodic whoop is marked, *Mephitis* is to be selected. The cough is worse at night and after lying down. There is a suffocative feeling; the child cannot exhale. It vomits its food, sometimes hours after eating. In whooping-cough you should compare with *Mephitis*, *Corallium rubrum*, which has, however, smothering before the cough, and great exhaustion afterwards. The gasping progresses into repeated crowing inspirations until the child becomes black in the face.

Drosera should also be thought of. This remedy has spells of barking cough which come so frequently as not to give the patient an opportunity to recover the breath. They are especially worse after 12 P.M. The child holds each hypochondrium during the cough and if sputum is not raised, vomiting and retching ensue. The patient may have a diarrhoea with stools containing bloody mucus.

Mephitis has also been recommended in the asthma of drunkards. It may also be used in the asthma of consumptives when *Drosera* fails. In the last named condition, you may think also of *Rumex* and *Sticta*. The former of these is to be given when there is aggravation at 2 A.M. The latter remedy has been recommended by Dr. E. T. Blake, when the trouble is associated with splitting headache. *Mephitis* seems to have the power of enabling the patient to stand extreme cold. He feels less chilly than usual in cold weather. Washing in ice-cold water

causes a pleasant sensation. Other symptoms of the drug which are worthy of notice are the following: Wandering pains with pressure to urinate, fine nervous vibrations reaching to the bones, causing anxiety; awakes at night with congestions to the legs (see *Aurum*); legs uneasy as if they would become insensible; vivid fancies unfitting him for mental labor; talkative, as if intoxicated; violent pain in the head after a fulness which was pressing upwards; head dull and numb; head feels enlarged; heaviness and pressure in the back of the head as from a finger pressing; redness and injection of the conjunctiva; dimness of vision; letters blur and run together.

Below, we have the *Oleum animale hippomanes*. This is similar in its origin to *Castoreum* and *Moschus*. It is the secretion of the mare, which tends to excite the passion of the opposite sex.

Next we have the *Castor equi*, which is the red substance growing on the inside of the legs of the horse. The principal use that has been made of this in medicine, has been in sore nipples when they are cracked and ragged, almost hanging in fact.

Now, we come to the milk preparations. I am not going to uphold these. You are to be the judges. No editor of a journal, however brilliant he may be, should decide for you. Try them, that you may know them by your own experience. I have been making experiments with them. The first is *Lac vaccinum* or cows' milk; the next is *Lac defloratum* or skimmed milk. The latter has gained such a foot-hold that less objection has been made to it than to any of the others. It has been used largely in the treatment of diabetes. Patients are directed to drink a pint of milk morning, noon and night, while all food containing starch and sugar is prohibited. The quantity of milk just mentioned is gradually increased until the patient consumes four or five quarts daily. Provings of *Lac defloratum* have been made. It has cured intense headache, located principally in the fore-part of the head. The pains are of a throbbing character and are associated with nausea, vomiting and the most obstinate constipation. It is especially suitable in anæmic women. Remember these symptoms—anæmic women, throbbing frontal headache, nausea, vomiting and obstinate constipation.

Next we come to the dog's milk, *Lac caninum*. Of this, I can say nothing. It has been used largely in diphtheria by a New York physician. Koumyss, another of the milk preparations, is *certainly* no humbug. It is prepared by fermentation from asses' milk. It is used largely on the plains of Asia. It is claimed that it is an excellent food

for the weak and anæmic and especially for the consumptive. It is readily digested and is well tolerated by weak stomachs.

Next we have two substances, *Fel tauri* and *Fel vulpi*, which have been used in constipation and in accumulation of flatus in the intestines.

Pulmo vulpis was introduced by Grauvogl, who acting according to the law of "*Signatura rerum*" recommended *Pulmo vulpis* in asthma because foxes were long-winded. I give you this without indorsing it.

We next come to the *Ophidians*. Here we have the large class of serpents the consideration of which I will omit now, because we will take them up for study at our next meeting.

Among the *Pisces* or fishes, I will mention only the cod-liver oil or *Oleum jecoris aselli*. This is known as a great remedy in scrofulosis, tuberculosis, and debility. It is used, as you know, by physicians of both schools of practice. Many physicians claim that it acts physiologically. This is a mistake. It is a medicine. It does not act by the oil contained as Dr. Hughes claims. If it does, why is it that other oils do not produce as good effects? It is a compound drug, and contains Iodine, Phosphorus and other substances. Dr. Neidhard of this city has made provings of it. He gave the drug in the lower potencies to provers, until he obtained a list of symptoms which he found to be characteristic. I will here give you an outline of the symptoms. You may use it when there are chills running down the back, hoarseness and soreness through the chest. How many times you will see these symptoms as the beginning of tuberculosis! There may be sharp stitching pains here and there through the chest; the patient complains of burning pain in spots or in some one portion of the chest. Fever is particularly marked towards evening with burning of the palms of the hand. The cough is dry with an expectoration of a somewhat slimy mucus such as we notice in the initial stages of tuberculosis. These are symptoms which have been noticed in the provings conducted by a conscientious observer, Dr. Neidhard; they are symptoms which, when occurring in the sick, have been cured by the drug. When they are present, you may give *Oleum jecoris aselli* either in potency or in the crude form, and give it, too, on a scientific basis.

Next we come to *Bufo rana*, a variety of toad indigenous to South America. The surface of its body secretes an oily substance which has the reputation of being poisonous. The native women, when tired of the importunities of their husbands, mix this oily secretion into their husbands' drinks for the purpose of producing impotency. Provings have been made of *Bufo*, and it has been found to produce a very disgusting

set of symptoms. It causes a sort of imbecility in which the person loses all decency. He becomes a confirmed masturbator and seeks privacy to indulge his vicious habit. Masturbation and even sexual intercourse seem to cause convulsions which simulate those of epilepsy. The aura that begins the epileptic paroxysms starts from the genital organs. The patient may even be thrown into violent convulsions during coitus. That form of epilepsy for which *Bufo* has done the most is that which occurs from over sexual excitement or else seems to start from the solar plexus. These symptoms are often preceded by a singular irritability of the mind during which the patient talks incoherently and is then vexed because his gibberish is not understood. The convulsions themselves are usually followed by profound sleep. Some years ago, Dr. Wm. Payne cured a case of peritonitis with this remedy in which there were repeated convulsions, finally followed by stupor, unconsciousness, cold limbs, copious sweat, etc. I have recently successfully treated a woman with this drug, the indications being spasms, with suppurating blisters on the skin, in the throat, and in the vagina. The abdomen was exceedingly sensitive, feeling to her as if the same sort of sores were also in the bowels.

We may here institute comparisons between *Bufo* and its concordant remedies. *Indigo* is indicated in epileptiform spasms which seem to be reflex from the irritation of worms. It is often useful in children, when they are aroused at night with this horrible itching at the anus. But it never does any good unless the patient is low-spirited or sad or timid. If he is vehement or excitable, recourse must be had to a vehement remedy like *Nux vomica* or *Bufo*.

Artemisia vulgaris is an excellent remedy in epilepsy, especially when it has been caused by fright or some exciting mental emotion. The attacks are repeated one after the other, and are followed by profound sleep.

I may say that *Bufo rana* seems to cure blisters on the skin, such blisters as are termed bullæ. These rupture, leaving a raw surface from which there oozes an excoriating ichorous fluid.

From the *Mollusca*, we obtain two remedies, *Sepiæ succus* and *Murex*. These I will leave for the present, as I shall have more to say of them by and by.

From the *Radiata*, we obtain four medicines, the first of which for mention is the *Corallium rubrum* or red coral. It has several uses, but I shall only mention two. *Corallium rubrum* is useful in a combination of *sypilis* and *psora*. There are smooth spots on the surface of the

body, mostly on the palms of the hands. At first they are of a coral-red hue, but they finally become darker and assume the well-known copper-color characteristic of syphilis. *Corallium* is also useful for chancres when they have this coral-red hue.

The whooping-cough of *Corallium rubrum* has been styled the minute-gun cough, the paroxysms, as already described, coming very close together. During the day, the cough is short, quick, and ringing in character; when night comes, decided paroxysms of whooping appear. These seem to take the child's breath completely away, so that when they have ceased, he falls back completely exhausted. In this whooping-cough it is similar to *Mephitis*, which I have already described to you.

Spongia we shall speak of along with the *Halogens*, Bromine, Iodine, etc.

Medusa or the jelly-fish has effects which are nearly identical with those of *Urtica urens*. It produces a nettle-rash and also has some slight action on the kidneys.

Badiago, the fresh-water sponge of Russia, has two principal points of attack, the first of which is on the lymphatic glands. It causes an enlargement of these with induration. It has been successfully used in indurated buboes, especially when they have been maltreated. Here it is similar to *Carbo animalis*. It also has an action on the heart. It is of service in palpitation of that organ caused by any pleasant excitement; it is thus similar to *Coffea* and *Phosphorus*. It is not indicated in organic heart diseases.

Nitrite of amyl is likewise indicated in functional cardiac affections. It acts paralyzingly on the vaso-motor nerves. It is useful in congestions to various parts of the body, to the head or to the chest. The face becomes flushed and even puffed and red. Respiration is greatly oppressed. The heart beats more frequently but loses in force. A constrictive sensation about the heart is experienced. The patient must sit up. The urine ordinarily contains a small quantity of albumen. So susceptible is the person, that the opening of a door causes flushing. *Nitrite of amyl* is indicated in flashes of heat at change of life.

Next we come to the *Articulata*, insects whose bodies are in segments, the wasps, bees, etc. We have in this group a great many remedies, some of which have been placed on the board. To the Hemiptera belong the *Coccus cacti* and the *Cimex*.

Coccus cacti is a little insect infesting the cacti of South America. The principal use of the drug is in whooping-cough with morning aggravation. The child awakens in the morning and is immediately seized

with a paroxysm of whooping-cough, ending in vomiting of clear ropy mucus, hanging in great long strings from the mouth. That is a symptom which you all should remember. I can assure you that it is a positive one, for with this condition present, *Coccus cacti* has, when administered in the beginning, cut short the whole disease. Still further, *Coccus cacti* affects the chest. The apices of the lungs are sore, and the patient coughs up this ropy mucus.

Kali bichromicum and *Senega* are concordant remedies of *Coccus cacti* in these conditions. *Kali bichromicum* has a dry barking cough, worse in the morning. The expectoration is stringy, but it is yellow in color—not clear, as under *Coccus cacti*.

Senega is useful in chubby children. It has tough expectoration which is clear like the white of an egg, but the cough is worse towards evening. The expectoration is difficult to raise. If the child is old enough, it will complain of a crushing weight on the chest.

Cimex is a remedy that I have never used. It has been recommended in intermittent fever.

From the *Hymenoptera*, we obtain such important remedies as *Apis mellifica*, *Vespa* and *Formica*. This order we must leave for the present.

The order *Coleoptera* gives us *Cantharis*; this we will have to leave for a future lecture. From this order we also obtain the *Doryphora decem-lineata* or potato bug. This is highly poisonous, and has been used successfully in inflammations of a low grade, for instance, gonorrhœal inflammation when the parts are purple or dark red.

Under the order *Orthoptera*, we have one remedy mentioned, the *Blatta* or cockroach. This is the last agony of all. Journals have contained many accounts of cases of dropsy cured with it. Lastly we have the *Arachnida*, or spiders, the consideration of which we shall leave for a future lecture.

LECTURE III.

THE OPHIDIA.

IN considering the remedies derived from the animal kingdom, first I shall speak, *in extenso*, of the large family, formally called *Ophidians*, or snakes proper. Of those we use in medicine, we have first the *Lachesis trigonocephalus*. This was proved by Dr. Hering, sixty years ago. Next we have the *Crotalus horridus*. There is also a South American species, proved by Dr. Muir, the *Crotalus cascavella*. This has a few symptoms which will not yield to the administration of the other species. Then there are the *Naja tripudians*, one variety of the cobra, and the *Elaps corallinus*, so called from the shape of the scales on the back, which have something the appearance of coral. Lastly there is the *Bothrops lanceolatus*, a remedy which, for a year or more, I have vainly tried to procure. It causes symptoms similar to that peculiar condition known as aphasia. Of these poisons, the first four are commonly used in medicine.

To get an idea of a class of medicines derived from one source or similar sources, it is well to study them in a group, and see what symptoms they have in common. The poison of the snake is generally held in a little sac behind the fangs. On the under surface of the fangs is a small groove, into which empties a little tube that conveys the poison from the gland. When they are not in use, they lie back on the roof of the mouth. If the animal is excited, it opens its mouth, the fangs are pushed forwards, and at the same time, by muscular action, etc., a drop of the poison runs down the canal, and into the punctured wound. Now, what follows? That depends on various causes. The poison is more potent at some times than at others. The more angry the serpent is, the more active is its venom. If, in inflicting the wound, the fang passes through the clothing, some of the poison may thus be absorbed. Again, the power of resistance of the individual has some effect.

You may divide the effects of the snake-poison into three sorts: First, that which may be compared to the action of a stroke of lightning or a dose of Prussic acid. Immediately after the bite, the patient starts up with a look of anguish on his face, and then drops dead. This represents the full, unmodified, lightning rapidity of the poison. In the

second form, commonly, the part bitten swells and turns, not a bright red, but rapidly to a dark purplish color, the blood becomes fluid, and the patient exhibits symptoms like those characteristic of septicæmia. The heart-beat increases in rapidity, but lessens in tone and strength. The patient becomes prostrated, and covered with a cold, clammy sweat. Dark spots appear on the body, where the blood settles into ecchymoses; the patient becomes depressed from weakness of the nervous system, or from poverty of the blood, and then sinks into a typhoid state, and dies. Or there follow nervous phenomena. The patient is seized with vertigo. Dark spots appear before the eyes; blindness; a peculiar tremor all over the body; face besotted; dyspnœa, or even stertor. Or it may assume a slower form. After the vertigo or trembling, the patient remains weak, and the place of poisoning becomes dark or gangrenous. All the discharges, the sweat, the urine and the fæces, are offensive. Dysenteric symptoms of a typhoid character show themselves. The patient goes into a low state, and finally dies. These are all phases of one action of the drug, the power of the drug to affect the blood and the nerves. A small dose of *Lachesis* may make the prover feel as if he could study without fatigue. He grows loquacious, jumping from subject to subject. There is nervous excitement. A story, for instance, excites him unduly. Anecdotes move him to tears. Quickly the opposite state appears. The nervous symptoms change to prostration, or even complete paralysis. Nerves especially affected by the snake-poisons seem to be the pneumogastric and spinal accessory; consequently, you expect to find, as eminently characteristic, symptoms of the larynx, of the respiration, and of the heart. All of the Ophidia cause choking, constrictive sensation coming from irritation of the pneumogastric. All of them have dyspnœa and heart-symptoms.

It has been found that the snake-poisons coagulate the blood; but soon the blood is so far decomposed that it has no longer the power to thicken. It becomes liquid, dark, and oozes from every orifice of the body. Thus are hæmorrhages produced, which are characteristic. They are most noted under *Lachesis* and *Crotalus*; less in *Elaps*, least in *Naja*. You already see in what class of diseases you will find these poisons curative; in low grades of inflammation, in carbuncle, gangrene, adynamic states, fevers of typhoid type, etc.

They produce a staining of the skin yellow. This is not jaundice, and must not be confused with that affection. It comes from the blood, and is due to the decomposition of that fluid, and not to the staining of the skin with bile. This is most marked in the *Crotalus*. Again, you

may find that the skin is dry and harsh, as if there was no vitality in it, or it may be clammy, more characteristic of *Lachesis*. The discharges are foetid, even the formed fecal stools of *Lachesis* are horribly offensive. As the heart is weakened by all, we find as characteristic, running through them all, weak heart, cold feet, and trembling—not the trembling of mere nervousness, it is the trembling of weakness from blood-poisoning. The cold feet are not indicative of congestion, as you find under *Belladonna*. They are attendants upon a weakened heart.

The heart symptoms of *Naja* greatly resemble those of *Lachesis*, but its cardiac symptoms point more markedly to the remote effects of cardiac valvular lesions; those of *Lachesis* more to the incipency of rheumatic disease of the heart. In *Naja*, there is a well marked frontal and temporal headache with the cardiac symptoms; the heart beats tumultuously. The patient awakes gasping for breath. *Naja* causes more nervous phenomena than any of the snake-poisons.

Under *Belladonna* the head is hot, and the feet are cold, because the blood is surged toward the head. Under the snake-poisons, the feet are cold, because the heart is too weak to force the blood to the periphery.

All of the snake-poisons cause inflammation of the cellular tissue. Accordingly, we find them valuable, when cellulitis arises in the course of typhoid fever, diphtheria, etc.

In diphtheria, *Crotalus* has had more clinical experience in the persistent epistaxis.

Elaps claims attention in cases of hæmoptysis, when the blood discharged is dark in color, especially when the right lung is affected.

Antidotes for these poisons are numerous. There is no doubt that alcohol is a powerful antagonist to the snake-venom. It is remarkable how much alcohol can be swallowed by persons bitten by serpents, without the manifestation of the usual physiological effects. Whiskey or brandy can be used and in large quantities, until it produces its own effects. Dr. Hering recommends radiating heat as an antidote. The part bitten should be held close to a hot fire. Ammonia and permanganate of potash have been recommended as antidotes, and cures have been claimed for each.

LACHESIS.

Now let us consider *Lachesis*. First of all, in order that you may comprehend the subject, I wish to refer to those symptoms which are universal. We notice that *Lachesis* is especially suitable to persons who have a peculiar sensitiveness of the surface of the body. Even if the

patient is lying in a stupor, and you touch him, as when you try to feel his pulse, he will show that he is disturbed thereby. Hard rubbing or pressure may cause no trouble at all. Dr. Hering, who first proved *Lachesis*, could never tolerate tight clothing about his neck. He always wore his collars loose. He noticed that during the proving, this symptom annoyed him more than usual, so he faithfully made note of the occurrence, but did not place much value on it. Since then, the symptom has been confirmed many times in practice, and has been found true, not only as a local symptom of the neck, but as a symptom of the body universally. The explanation seems to be that there is an irritation of the peripheral nerves, and because of this, the patient cannot bear touch or slight pressure. It is no evidence of inflammation, and must not be confounded with the inflammatory soreness of *Aconite*, *Arnica*, or *Belladonna*. This sensitiveness also differs from that of *Apis* which has a bruised sore feeling more acute than that of *Arnica*. It also differs from the sensitiveness of *Nux vomica* and *Lycopodium* which have it about the waist only after a meal.

Next we find that the drug is prone to affect the left side of the body. Homœopaths have been criticised for attributing to drugs the power of acting on one side of the body in preference to another. The simple fact that disease chooses sides ought to be enough to lead one to believe that drugs may do the same. The left side of the body is more apt to be affected by drugs having a depressing action, because that side of the body is the weaker.

Another peculiarity of *Lachesis* arising, probably, from its action on the pneumogastric nerves, is its influence on sleep. This is a universal symptom, that the patient is worse from sleep; *he sleeps into an aggravation*. This latter is more marked than the former. If it is true that the *Lachesis* has an influence on the centres of respiration, and is a weakening drug, we can understand why sleep should aggravate. During our waking hours, we have some control over respiration. During sleep, this voluntary control is lost. It is when this change takes place that the weakening effect of *Lachesis* is asserted.

Lachesis is a very valuable remedy at the climaxis, for the reason that the woman has exhausted herself by frequent pregnancies and hard work. In this worn-out condition there occurs a sudden cessation of the menses. Non-appearing discharges make the *Lachesis* patient worse. Perhaps, before the climaxis, she was worse before than during the flow. The pulse is trembling. There are the peculiar headache, and the annoying symptoms of the mind, showing that the *Lachesis* here presents

no exception to the rule that it acts on debilitated and weakened persons.

Now, let us consider some of the symptoms of Lachesis in detail: First, as to the mental symptoms. The patient is nervous, anxious, loquacious, jumping from subject to subject; sometimes with fear of being poisoned. Interesting stories excite immoderately and even intensify the bodily symptoms. He refuses the medicine you offer. Sometimes the anxiety assumes a peculiar type, and he imagines that he is dead and preparations are being made for the funeral. The loquacity may be accompanied with sleepiness and yet inability to sleep. Ideas chase each other so rapidly through the mind, he cannot write them down. He sits up late at night, mental activity then being unusually increased. But this stage of excitement is commingled with another, which soon entirely supersedes it. The mind is weakened. The patient is able to think only with difficulty. He has to think how words are spelled. *Sulphur* and *Lycopodium* also have this symptom. Like *Theridion* and perhaps *Moschus*, there is vertigo, worse on closing the eyes; or the vertigo may be worse on sitting or lying down. In this vertigo, fainting, etc., you may compare *Theridion*. Here, too, the dizziness is worse with eyes closed; but a distinctive feature you will find is that vertigo, pains, and nausea are intensely aggravated by noise. Both remedies have sun pains. *Arsenic*, *Hydrocyanic acid*, *Digitalis*, *Veratrum alb.*, *Camphor*, you should compare in vertigo and fainting from cardiac weakness.

Laurocerasus or *Hydrocyanic acid* is needed in long-lasting faints; there seems to be no reactive power; the face is pale blue, the surface cold. If fluids are forced down the throat, they roll audibly into the stomach. If the syncope is attendant upon some poison in the system, as scarlatina, the symptoms are similar, the eruption being livid, and when pressed, regains its color very slowly.

Digitalis also rivals the Ophidians in syncope, with the antecedent dim vision; the pulse is generally very slow, and the patient often complains of nausea and deathly weakness in the epigastrium.

Camphor and *Veratrum album* display coldness and cold sweaty skin; in the latter remedy, the forehead is cold and sweaty. The face may be red while lying, but if raised, it turns pale and the patient faints; the pulse is thready.

Camphor has icy surface, sudden sinking, as in *Laurocerasus*, and although so cold, he throws off clothing so soon as he is strong enough to move, even though he be still unconscious.

In ill-effects of the heat of the sun, compare *Glonoine*, *Belladonna*, *Camphor*, *Natrum carb.*, and *Theridion* (see above). The first two, with bloated red face, paralytic weakness (*Glon.*), unconsciousness, etc., resemble *Lachesis*; but the latter displays the effects of heat upon one already exhausted. All the Ophidians are intolerant of warm, relaxing weather, and so we find many ailments returning in Spring and Summer. In the *Lachesis* case, the patient may be an inebriate or one prostrated by mental fatigue. The sun's heat makes him languid, dizzy, faint, or, if congestions ensue, the face is dark red, and looks at the same time sunken and cadaverous; the extremities are cold. Here Camphor may be demanded if vitality is ebbing away, the fainting spells growing worse, and the body icy cold and bathed in cold sweat. Both *Lachesis* and *Natrum carb.* are useful when hot weather fatigues, in which case you should compare, also, Selenium and *Natrum mur.*

Returning now, after this digression, to the mental symptoms of *Lachesis*, we find that the delirium is of a low, muttering type. At other times, the patient seems to be going deeper and deeper into a torpid state, with coolness of the extremities, trembling of the hands and body. When asked to protrude the tongue, it comes out tremblingly, or catches in the teeth, or, if he does get it out, it is trembling, and is usually coated dark brown, sometimes with little blisters on the tip. The lips crack and ooze dark blood. Loquacity is commonly followed by depression, and by weakness which amounts to a typhoid state; then he is delirious, the delirium not being of the violent *Belladonna* type. The typhoid type is shown by the dark coating on the tongue; the paralytic state of the brain by the difficulty in protruding the tongue and its catching on the teeth.

These symptoms show *Lachesis* to be an invaluable remedy in typhoid fever, and in fact in all diseases of a typhoid type. The loquacity just referred to is particularly characteristic. Another mental state which these typhoid patients may have as indicating *Lachesis*, is that they feel as if they were under the influence of some overwhelming power. Diarrhoea is usually present and is characterized by the horribly offensive odor to the stools. That is a characteristic of *Lachesis* which will also aid you in diphtheria or scarlatina. Even when the stools are formed and in every way natural in other respects, they give forth this horrible odor. *Lachesis* may also be indicated late in the course of typhoid fever when the patient lies in a stupor with dropping of the lower jaw, and other symptoms indicative of impending paralysis of the brain.

Let me now speak of some of the concordant remedies of Lachesis in these conditions. In the loquacity just mentioned, Lachesis should be compared with *Stramonium* and *Agaricus*.

Stramonium you will distinguish from Lachesis by the red face and the other evidences of great sensorial excitement.

Mephitis, *Actea racemosa* and *Paris quadrifolia* also produce loquacity. Under *Mephitis* it is as if one were drunk.

Under *Actea racemosa*, the loquacity is usually associated with menstrual suppression, with puerperal mania or as a part of delirium tremens. Lachesis is also useful in this last condition I have named. *Actea* cures wild imaginings of rats, etc., sleeplessness, wild crazed feeling about the head, incessant talking with continual change of subject, the patient must move about. Lachesis has more marked trembling of the hands, diarrhoea and great exhaustion with the loquacity and hallucinations.

Paris quadrifolia causes a garrulity which is much like that produced by tea, a sort of vivacity with love of prattling.

In these typhoid types of fever, you may compare Lachesis with *Opium*, *Hyoscyamus*, *Arnica*, *Lycopodium*, and *Rhus toxicodendron*. *Opium* is indicated in typhoid fever with this threatening paralysis of the brain, but the symptoms under it, refer to a very different condition from that of Lachesis. The symptoms which indicate *Opium* in addition to this dropping of the lower jaw are, unconsciousness, stertorous breathing, and a dark or brownish-red hue of the face. The darker red the face, the more is *Opium* indicated. With Lachesis, the cerebral condition is due to the effect of the typhoid poison on the brain. With *Opium*, it is a secondary effect of the intense congestion of that organ.

Hyoscyamus is perhaps more similar to Lachesis than is *Opium*. Here we find the lower jaw dropped, the patient is weak and trembling and there is twitching of the muscles. This last is a necessary symptom of *Hyoscyamus*. Here too, there is snoring breathing as in *Opium*, with involuntary stool and great prostration.

Arnica is also indicated when there is great congestion of the brain. The patient lies in a stupor with lower jaw dropped and eyes fixed. The face is dark-red and stool and urine are passed involuntarily. In addition to these symptoms and separating it from the drugs just mentioned, you find here and there on the body, dark spots irregular in outline and having a black and blue appearance, ecchymoses as they are called.

Lycopodium is the complement of Lachesis and is, therefore, more apt to be indicated after it than any remedy I have mentioned. The symp-

toms which indicate *Lycopodium* are these: The patient lies in a stupor with lower jaw dropped, and rattling breathing. There is a rattling of phlegm in the throat during both inspiration and expiration and the eyes are fixed and set and are swimming in tears. *Lycopodium* is the most important remedy we have in impending paralysis of the brain; by that I mean to say, that it is the most frequently indicated.

Leaving the mental symptoms of *Lachesis* and the indications of it and its analogues in typhoid fever, we will next consider its head symptoms. We find that it produces a headache worse in or over the left eye, of a throbbing character, with sharp pains, very severe, which may come at the climax, or as the accompaniment of an ordinary cold, relieved as soon as the coryza appears. There is a universal characteristic; so soon as a discharge is established the patient feels better. I have relieved dysmenorrhœa with *Lachesis* when there was a headache preceding the dysmenorrhœa but relieved so soon as the flow was established.

In catarrhal and rheumatic headaches you may compare *Mercurius*, *Cinchona*, *Pulsatilla*, *Bryonia*, and *Gelsemium*.

Cinchona relieves headache from suppressed coryza when the pain is worse from the least draught of air.

Bryonia and *Pulsatilla* come into use when the checked catarrhal secretion is thick yellow and green respectively.

Gelsemium when motility is lessened, and the patient is drowsy with neuralgic pains from occiput to forehead and face.

The headache may also arise from disordered stomach or bowels; or may be an accompaniment of fevers, and of diseases of zymotic origin. The patient has an upward tendency of the blood, with throbbing in the head, dark redness of the face, puffed face, confusion of the mind, all the way from simple confusion to absolute stupor, often accompanied, too, with partial blindness, palpitation of the heart, and fainting. The pains about the head are briefly as follows: sharp sticking which seem to concentrate at the root of the nose. At other times, the pains go from the zygoma to the ear. This direction of the pains is characteristic. As a parallel of this shooting pain from zygoma to the ear, we have pains from the head, going down through and into the eyes. These all are characteristic pains of *Lachesis*. There is an additional one that I will now mention, which is probably of rheumatic origin; pains in the head, going down into the shoulders and neck of the affected side, and often accompanied with slight stiffness of the neck, either catarrhal or rheumatic.

You may have *Lachesis* indicated in more severe forms of head trouble;

for instance, in inflammation of the membranes of the brain ; sharp pains in the head, making the patient scream out ; tongue showing papillæ ; strawberry tongue ; patient rolls the head from side to side, and bores it into the pillow. Particularly useful is this when an exanthem, scarlatina or erysipelas, has not developed or has been repereussed. The patient is at first very drowsy, but unable to sleep ; trembling or palpitation of the heart. Soon stupor ensues, and he becomes heavy and sleepy, and you can rouse him with difficulty.

In intense head pains as in meningitis you should remember the relation between *Belladonna* and *Lachesis*, the difference between these drugs being rather one of degree. Both are suited to meningitis from erysipelas, to scarlatina, apoplexy, etc. ; but the former represents the initial stages of these diseases or states in which, even though there be stupor, still there are evidences of irritation and not wholly of depression. Thus, the patient often starts from his heavy sleep, cries out, grinds the teeth, awakens frightened, etc. His pulse is usually strong and the surface congestions are bright red, or if more intense, deep red, and livid. If there is an eruption, as in scarlatina, it is red, even if sparse, and vitality is not so low that the extremities are cool, the rash bluish, and the cellular tissue infiltrated and threatening an unhealthy suppuration, as in the snake-poison. Often, however, after the use of *Belladonna* we find evidences of cerebral exhaustion, or blood-poisoning, or impending paralysis, in which case *Lachesis* may be required. The patient still cries out in sleep or awakens frightened, the tongue still shows elevated papillæ, the head is hot, and the face is red ; but the pulse is quicker and more feeble, the feet are cool, the surface heat is irregularly distributed ; the mind is more befogged and drowsiness is stealthily creeping on, the inflamed part or the pseudo-membrane or the eruption, as the case may be, is becoming more purplish,—these indicate the change.

Considering the action of *Lachesis* on the special senses, we find the eyes to be affected by the drug. Dimness of vision is caused by it ; dark spots appear before the eyes ; sight suddenly seems to fade away ; feeling of faintness and palpitation of the heart ; with these, nervous trembling. *Lachesis* is one of the leading remedies for dim sight as an evidence of heart disease and vertigo. We may also use it with good effect for what we may term retinal apoplexy. There it acts very well in causing an absorption of the blood.

The nearest remedies to *Lachesis* in this condition of the retina, are *Crotalus*, *Phosphorus* and *Arnica*.

Scrofulous ophthalmia calls for *Lachesis* when the symptoms are de-

cidedly worse after sleep. There are great photophobia and pains of a burning, stitching, shooting character, extending to the temples, top of the head and occiput. There are also itching and stinging in the eyes and lids worse from touch. Vision is misty with black flickerings before the eyes.

Crotalus may also be called for in keratitis when there are cutting pains around the eyes; lids swollen in the mornings, ciliary neuralgia with these cuttings, worse at menses.

In diseases of the ear, *Lachesis* may be remedial for roaring and singing in the ears, and different sorts of tinnitus aurium, which are relieved by putting the finger in the ear and working it. This shows that the tinnitus is not congestive, but of catarrhal origin. The wax is altered in quality and becomes pasty and offensive. There is swelling between the ear and mastoid process with throbbing pain and stiffness. You may here compare *Nitric acid*, *Capsicum*, *Aurum*, *Hepar*, and *Silicea*.

Elaps and *Crotalus* like *Lachesis* have an action on the ears. The former produces a catarrh with black cerumen in the ears, tinnitus aurium and otorrhœa. In *Elaps*, the discharge is yellow-green, liquid and bloody. Only *Lachesis* seems to have the Eustachian stoppage better from shaking the finger in the meatus.

Crotalus causes a stuffed feeling in the ears, worse in the right, associated with a feeling as if hot ear wax was trickling out.

The face in the *Lachesis* patient varies, of course, with the condition that obtains in the system at the time. In many of the diseases in which the remedy is indicated, the face has an earthy pallor. In exanthematic diseases it is apt to be bloated or puffed; bluish-red; if the eruption comes out, it comes out sparsely and is of a dark color.

Its expression is anxious and painful with the stupor; the face is disfigured, looks as after a debauch; there are blue circles around the eyes. With abdominal troubles as in ague, the face is earthy gray.

Lachesis also has convulsions of the face; lockjaw; distortion of the face; stretching the body backwards; screaming; feet cold and itching.

For swollen face, you may compare: *Apis*, *Belladonna*, *Arsenic*, *Lycopodium*, *Hyoscyamus*, *Rhus tox.*, *Pulsatilla*, *Stramonium*, *Kali carb.* and *Phosphorus*.

For sickly, pale or earthy complexion: *Arsenic*, *Bufo*, *Lycopodium*, *Carbo veg.*, *Rhus tox.*, *Cinchona*, *Phosphorus* and *Phosphoric acid*.

Blue about the eyes: *Arsenic*, *Cuprum*, *Phosphorus*, *Secale cornutum* and *Veratrum album*.

Debauched look : *Baptisia*, *Hyoscyamus*, *Carbo veg.*, *Nux vomica*, *Sulphur*, *Opium*, *Nux moschata*.

In facial convulsions, compare : *Nux vomica*, *Hyoscyamus*, *Belladonna*, *Hydrocyanic acid*, *Lycopodium*, *Cicuta*, *Camphor*, *Phytolacca*, *Arsenicum*.

Apis, *Arsenic* and *Kali carb.* agree in puffing of the face even without any redness. In the first, there is also smarting of the eyelids, and a sensation of stiffness. In the second, it is noticed about the eyes, glabella and forehead (also *Natrum ars.*). *Kali carb.* has the well-known sacs of the upper lids, and also sudden swelling of the cheeks.

The expression, complexion, etc., of *Arsenic* are very similar to those of the snake-poisons. The anxiety and pain are marked by more restlessness and irritability, fear of death, etc., and the sunken face is more completely Hippocratic, with pointed features, sunken eyes and cold sweat. When yellow or earthy, it is cachectic. If trismic symptoms are present, the patient will be found lying pale, and as if dead, though yet warm. Suddenly, he arouses and goes into severe convulsions only again to relapse into this sort of cataleptic rigidity. The eyes are partly open with gum on the conjunctiva.

Lycopodium has pale or yellow face, deeply furrowed, looking elongated. The convulsive movements are unique. All through the provings of this remedy, you will note an alternation of contraction and expansion. And in the face, you note : tongue pushed out and withdrawn, spasmodic trembling of the facial muscles, angles of mouth alternately drawn up and relaxed, alæ nasi alternately expanded and contracted. The eyes may be partly open and covered with mucus,—a bad symptom, generally being indicative of brain exhaustion.

Phosphorus has a pale face but it is distinguished by its ashy anæmic appearance. This should be remembered, since this remedy, like the *Ophidia*, has puffy face, sunken face, blueness around the eyes and blue lips.

Hyoseyamus is very similar to *Lachesis* in facial expression and in the convulsive phenomena. It has a marked stupid, drunken look ; the face is distorted and blue ; or swollen and brown-red ; starting ; twitchings of single groups of muscles are noted. Hunger appears before the attacks.

Stramonium is readily distinguished by its swollen, turgid face, fright on awakening, renewal of spasms from light, and the contracted, gloomy expression, with wrinkling of the forehead.

Hydrocyanic acid closely agrees in convulsive symptoms and in the

color of the face. Like *Elaps*, it has fluids roll audibly into the stomach; but the latter has it more as a spasmodic contraction of the sphincters, followed by sudden relaxation. In convulsions, the surface, in the acid, is pale-blue and the muscles of the face, jaw and back are affected. Suddenly a shock is felt which passes like lightning from head to foot and then comes the spasm. Here, the remedy is more like *Cicuta* and *Helleborus* than *Lachesis*. But *Cicuta* has, like the snake-poisons, great difficulty in breathing from spasm, and, more than any remedy, it produces staring; the spasm is followed by disproportionately severe weakness.

Camphor is readily distinguished from *Lachesis* by the coldness, and by the withdrawing of the lip, showing the teeth.

Lachesis is indicated in erysipelas of the face. Characteristically, the disease will be most marked on the left side. The face at first may be quite bright red, but it soon takes on a dark bluish hue. There is considerable infiltration into the cellular tissue, so that we have puffiness of the eye of the affected side. Now the characteristic bluish face, is the accompanying weakness. Even from the beginning, when the skin is yet red, the pulse, though accelerated, is weak, the feet are apt to be cool, and the head is affected sympathetically, so that the patient readily becomes drowsy, with muttering delirium or the opposite condition of pseudo-excitement; the loquacity, which I have already mentioned, obtains.

You must now distinguish this erysipelas of *Lachesis* from the remedies that are akin to it; among these is *Belladonna*. In its early symptoms, *Belladonna* bears no resemblance to *Lachesis*. But in the course of the disease, when the inflammation is so intense that the bloated face grows bluish red, threatening gangrene, or when the brain becomes affected, differentiation is necessary. Here, both have hot head and cold feet, delirium, dry tongue, etc. But *Lachesis* suits when the cerebral symptoms fail to yield to *Belladonna*; when the excitement gives way to muttering stupor, the pulse is weak and rapid, and the cool surface of the limbs is plainly due to fading vitality rather than to the upward tendency of the blood. *Crotalus* holds the same relation to *Belladonna*.

Apis mellifica is indicated in erysipelas when the affected parts exhibit a tendency to become œdematous. If the face is involved, the eye-lids protrude like sacs of water. The face is usually of a pinkish hue or it may be dark purplish, but it never has the deep bluish-black hue of *Lachesis*.

Although there may be a similar destructive tendency the condi-

tion of nervous irritation produced by the bee-poison is very different from that of any of its congeners. It is a fidgety, nervous state, a fretted feeling, which deprives the patient of sleep, though he feel sleepy.

Rhus toxicodendron is suited to the vesicular form of erysipelas. The patient is drowsy as under *Lachesis*, little blisters form on and about the face, and the face is dark red, not the bluish-black of the *Lachesis* nor the purple of the intensified *Apis* case.

If vesicles form in the *Lachesis* case, they quickly fill with pus. Speaking relatively, *Rhus* produces more vesication and burning-stinging itching; *Lachesis*, more bluish red inflammation with gangrenous tendency.

Euphorbium, since it causes gangrene with erysipelas, anxiety as from poison, apprehensiveness, dim vision, etc., deserves your notice. The right cheek is of a livid, or dark red hue; vesicles form as large as peas, and are filled with a yellow liquid. The pains are boring, gnawing, and digging in character and extend from the gum into the ear, with itching and crawling, when pains are relieved.

Lachesis may be indicated in prosopalgia when the pain is worse on the left side and when there are tearing pains above the orbit and digging and screwing pains around the malar bone. Delirium appears as soon as the eyes are closed.

The teeth decay and crumble. The gums are swollen and bluish with throbbing pains. *Lachesis* may be successfully used in periodontitis and abscesses at the root of a filled tooth, as may also *Mercurius*, *Hepar* and *Silicea*.

Of the allied remedies in toothache none is so similar as *Mercurius*, which, like *Lachesis*, relieves when the gum is inflamed, and the tooth decayed, with abscess at the root. It is said to have a direct action on the dentine. The pains are tearing and pulsating, and shoot into the face and ears. In *Lachesis* the gum is swollen, and at the same time dark red and livid; or, it is tense and hot, and looks as if it would crack. *Mercurius* is markedly worse from warmth of bed. *Lachesis* often follows the latter, or is needed at once, if the patient has been previously salivated. Only *Mercurius* has dirty gums, with white edges.

In sore mouth, aphthæ, etc., *Lachesis* should be compared with *Baptisia*, *Nitric acid*, *Muriatic acid*, *Arsenic*, and *Apis*; while *Mercurius* compares more with *Carbo veg.*, *Staphisagria*, *Kali chlor.*, *Iodine*, *Sulphuric acid*, *Nitric acid*.

Baptisia has blood oozing from the gums, which look dark red or purple, salivation, foetor, offensive stools, and thus far is precisely like

Lachesis. Both, too, are indicated in the stomacace attending the last stages of phthisis. Decide by general differences and also by the tongue, which in the former, is yellow or brown down the centre, with red, shining edges. In the latter, it is red, dry, and glistening, especially at the tip, and has its sides and tip covered with blisters.

Nitric acid causes an acrid saliva, the pains in the mouth are pricking in character as from a splinter, the aphthæ and gums are usually whitish; raw places, with shooting pains.

Muriatic acid presents deep, bluish ulcers, with dark edges, mucous membrane denuded in places, which latter are dotted with aphthæ.

Arsenic looks very much like *Lachesis*, with livid, bleeding gums, edges of tongue blistered or ulcerating diarrhœa. The burning is more intense, and is associated with restlessness, compelling motion in spite of the weakness. In *gangrena oris* it causes more acute pain, and heat in the mouth; both have bluish or black sloughing ulcers. *Arsenic* has more mental irritability.

Apis has blisters marking the border of the tongue, or in clusters. The mouth is usually rosy-red, swollen, and there are marked stinging pains; the margin of the tongue feels scalded, as does the mouth generally.

Carbo veg., *Staphisagria*, *Sulphuric acid* agree more with *Mercurius*; the gums are white, spongy, ulcerated, rather than livid. *Staphisagria* may cause sores, which look bluish-red or yellow; especially is it needed after abuse of Mercury or in syphilitic cases, when the general debility is marked with sunken face, blue around the eyes, etc. *Sulphuric acid* requires great debility, yellowish white gums, yellow skin, the patient is nervous, and hasty, and constantly complains of trembling, which, however, is not observed by others.

Salicylic acid causes the common canker sores, with burning soreness and foetid breath.

Lycopodium produces these sores near the frænum of the tongue, *Lachesis* at the tip, and *Nitric acid*, *Phytolacca*, *Natrum hypochlor.*, on the inner side of the cheeks.

Phytolacca has some systematic resemblance to *Lachesis* here as well as in the throat (see next lecture). Both cause great weakness, dim vision, sunken face, blue around the eyes, sore mouth, tongue blistered along the edges, tip of tongue red, roof of mouth sore, profuse saliva. The poke-root may be distinguished by the great pain at the root of the tongue when swallowing. These pains are a part of the tired aching and soreness which are general over the body.

Helleborus produces canker in the mouth, but the sores are yellowish, with raised edges.

Returning to the subject of decayed teeth, it may be noted that *Kreosote* cures pains from teeth to left side of face ; teeth decay rapidly, gums bleed, the blood being dark ; but the accompanying facial pains are burning, and the patient is excitable, nervous, even, as in children, thrown into convulsions.

Thuja causes a decay just at the border of the gums, leaving the crown apparently sound. Gums dark red in streaks. Teeth turn yellow and crumble.

LECTURE IV.

THE OPHIDIA.

LACHESIS (*continued*).

NEXT we take the action of Lachesis on nose, throat and chest, so far as catarrhs are concerned. Lachesis produces nasal catarrh, watery discharge from the nose, which is often preceded by throbbing headache, worse in the left temple and forehead, which is relieved as the coryza establishes itself. Accompanying this coryza are sometimes vesicles about the nose, redness, puffiness of the face and lids, creeping chills over the body, palpitation of the heart, and great relaxation of the whole system; hence it is suitable for a cold, which is apt to occur in relaxing weather, consequently in the spring of the year. Lachesis may also be used in ozæna of mercurial or syphilitic origin. Here you may compare *Kali bichromicum* which follows Lachesis well; and also *Nitric acid*, *Mercurius*, and *Lac Caninum*. The last named drug cures syphilitic ozæna and angina when the corners of the mouth and *alæ nasi* are cracked.

The cold may extend to the throat, and then we will find that the tonsils are enlarged, particularly the left, or, in the sick, with tendency from the left to the right tonsil. The throat, when examined, exhibits a bluish-red hue, not bright or rosy-red, the patient complains of frequent sense of constriction, as though the throat was suddenly closing up, or a sensation as though there was a lump in the throat which he must constantly swallow, but which as often returns. The throat externally is exceedingly sensitive to touch. Unless the tonsils are going on to suppuration, he will be better by swallowing solids, while liquids and empty swallowing increase the annoyance and pains. I except suppurating tonsils because, when they are large and stop up the fauces, nothing can be swallowed; then the attempt to take anything is followed by a violent ejection of the same through either the mouth or the nose. But with the ordinary catarrhal sore throat, when the tonsils are not parenchymatously swollen, the swallowing of food often relieves the irritation for awhile.

The cold may travel farther down and involve the bronchial tubes,

when a different class of symptoms may develop. The patient may suffer from tickling, irritating cough, which is especially apt to come on as he drops off to sleep, arousing him as if he was choking. He can bear nothing to touch the larynx or throat, so that he loosens his neck-band. These, briefly, are the catarrhal symptoms of Lachesis.

But suppose, while we are considering this locality, we look to more serious affections which may manifest themselves in these parts, diphtheria for example. Lachesis may be indicated in diphtheria of one or all of these parts. Symptoms for which you will be called upon to prescribe it, are mostly those that I have already given you, with these points in addition: The discharge from the nose is thin, sanious, and excoriating, a really dangerous objective symptom. The throat is, if anything, a darker red than in the catarrhal state. The membrane is more on the left tonsil, or has an inclination to go from the left to the right. It early develops that gangrenous state which obtains in diphtheria, with the attendant foetid breath, and the increased danger of systemic infection. The tissues surrounding the throat are often infiltrated so that you have swelling of the glands about the neck, and also of the cellular tissue. The swelling may be so great that the neck becomes even with the chin and sternum. The lymphatic glands are swollen too, and have a dark-purplish hue and threaten suppuration. When pus does form, it is not a laudable pus. The child is drowsy, even though feverish, the heart, though beating more rapidly than natural, is evidently greatly weakened, as shown by the feebleness of the pulse and coolness of the extremities. This is the kind of diphtheria from which you can hope much from the use of Lachesis. The diphtheria may travel down the larynx, and the remedy still be indicated. You must not infer from what I have said that Lachesis is *the* remedy for laryngeal diphtheria; but when it has the characteristic symptoms which I mention, it may be needed; the patient arouses from sleep smothering, and has a diphtheritic, croupy cough.

Crotalus and *Naja* like Lachesis have relieved in diphtheria. The former has been selected when the epistaxis is persistent; blood oozes from the mouth, not merely coming from the posterior nares but escaping from the mucous membranes of the nasal cavity.

Naja has helped in cases just like Lachesis when the larynx is invaded; the patient grasps at the throat, with sensation of choking, fauces dark red, foetid breath, short hoarse cough, with raw feeling in larynx and upper part of trachea.

Lac caninum is very similar to Lachesis in diphtheria. So is *Lyco-*

podium. The latter remedy has aggravation of the symptoms from four to eight P.M. The right side is mostly affected. The child awakes from sleep frightened or cross and angry. *Apis* is to be distinguished by the œdema of the throat, the stinging pains, the blisters on the border of the tongue etc.

Again, you may find *Lachesis* of great service in affections of the lungs. We may use it in asthma when there are present one or more of these few symptoms. The patient arouses from sleep with the asthmatic paroxysm and cannot bear the least pressure about the neck or chest, finally he coughs up a quantity of watery phlegm *with great relief*. This last is a neglected characteristic of *Lachesis* in asthma. I have succeeded with it in relieving an asthmatic for months.

In pneumonia, *Lachesis* may be useful but not in the early stages of the disease. There is nothing in the provings of *Lachesis* to suggest that it will be useful in pneumonia. It does not cause the engorgement of the lungs, the fever or the fibrinous deposit. But it may be indicated in the later stages of the affection when it assumes a typhoid form, especially when an abscess forms in the lungs. Brain symptoms such as low muttering delirium, and hallucinations, appear. The sputum is frothy, mixed with blood, and purulent, and the patient is bathed in a profuse sweat.

Sulphur is perhaps the better remedy to prevent suppuration when there are no typhoid symptoms, but be careful how you give *Sulphur*, if tuberculosis has been developed by pneumonia. To do so, is almost like giving a person running down hill, another push. It will only hasten the end.

In chest affections, *Elaps* is sometimes of great service. It however affects more the right than the left lung, in which the morning pain is severe enough to prevent the patient's getting up. Both apices are diseased. There is a feeling of coldness in the chest after drinking. The cough is accompanied with intense pains in the chest, worse in the right apex as if it were torn out, and the sputum consists of black blood. It also causes a sensation as if the heart were being squeezed.

You may use *Lachesis* in phthisis, not to cure, but to relieve. Remember it when, in the course of typhoid fever or pneumonia, tubercles have been deposited in one or the other lung. You may use it in the advanced stages of tuberculosis of the lungs when the patient has a retching cough, which arouses him from sleep, and which ends in expectoration of tough, greenish muco-purulent matter, which is gagged and vomited rather than clearly expectorated; when the patient

sweats in every nap, the sweat being the most copious about the neck, shoulders, and chest; and when the strength is greatly reduced and the pulse indicates extreme prostration.

Next we turn our attention to the alimentary canal from the mouth down. I referred to the tongue in speaking of the typhoid condition. Lachesis is useful for weakness of digestion, in patients who, from some vicious habits, from abuse of mercury, or of quinine, or of alcohol, have their stomachs so exhausted, that even the plainest food causes indigestion. Acids especially disagree, although the plainest food will cause heavy feeling after eating. Sometimes a gnawing pain is relieved while eating or immediately after, but soon heavy, dragging feelings and other symptoms of indigestion show themselves. Among the cravings is that for oysters, which may sometimes not disagree.

The liver is affected by Lachesis. Like all the snake-poisons, it causes jaundice. The usual symptoms are present; even when abscesses form, it may be useful by reason of the tenderness on pressure, intolerance of clothing, and deep throbbing on the right side.

The bowel symptoms are not numerous, though they are important. We find diarrhœa caused by the drug, watery offensive stools, but more often constipation, with the peculiarity of the stools already mentioned. Especially may it be used in chronic diarrhœa with great debility and aggravation in spring weather. The tongue is smooth, red and shining. (*Kali bi.* has exactly the same kind of tongue.) The abdomen is bloated. The patient is worse from wines or acids. The patient is very sensitive to touch about the waist.

In this form of dyspepsia, it is very similar to Hepar. The latter remedy, however, has marked relief of the symptoms from the use of condiments.

Under *Hepar* the plainest food disagrees. The cravings are unique. As if knowing instinctively what will "tone up" the stomach, the patient longs for condiments or wine. Eating relieves the relaxed feeling, but food annoys so soon as the digestive process begins its slow and imperfect work. The bowels move very sluggishly, even when the stools are soft.

Cinchona, too, enfeebles digestion and induces great weakness and languor after meals. It also has a craving for coffee-beans. Fruits induce diarrhœa with abdominal fermentation. Both cause fulness after eating; but only *Cinchona* has sense of fulness to hurting, with little or no relief from belching. Bitter eructations, bitter taste, belong to each;

the latter has the altered taste after swallowing, food retaining its normal taste while being masticated.

The discharges from the bowels are offensive, as is the flatus ; yellow watery stools, undigested. But the marked aggravation at night, after a meal, and the resulting prostration, are not at all like Lachesis. In dysentery, etc., when putrid or gangrenous changes occur, the choice is more difficult. Both have cadaverous-smelling discharges of a chocolate color, with coldness and great debility. And although the Cinchona is far preferable if the disease is of malarial origin, such a complication does not contraindicate the snake-poison. The apparently close similarity is also enhanced by the nervous excitability in both. Light touch is distressing, the epigastrium is sensitive, and clothing annoys in each remedy. But this in Cinchona is an increased general sensibility, while in Lachesis there is general torpor, with hyperæsthesia of the cutaneous nerves. The former is suitable when the offensive discharges follow a severe, rapidly exhausting inflammation ; or, when the frequency and quantity of the evacuations have greatly reduced the vitality, thus favoring retrogressive changes. If symptoms of hectic are present, the choice is rendered more certain. In addition, we may also refer to the well-known anæmic symptoms of Cinchona, paleness, ringing in the ears, easy fainting, etc., which show at once how it affects the blood.

Mercurius presents many points of similarity with Lachesis. The latter frequently follows the former, and also antidotes its abuse. There are loss of appetite, coated tongue, nausea, with oppression, and epigastric tenderness. Pressure in the pit of the stomach produces a deadly faintness. The stomach hangs heavily, even after a light meal of food of ordinary digestibility. The sensitiveness of the stomach to the clothing is a part of a symptom which is completed by a similar tenderness over both hypochondria, with fulness and upward pressure from the abdomen. The patient cannot lie on the right side. If hypochondriacal, he is suspicious, anxious, and restless at night, with vascular erethism and sweat. In fact this erethism is directly contrary to the torpid Lachesis.

In abdominal inflammations with suppuration, as in typhlitis, both remedies are useful and follow each other well. *Mercurius* has its ever-present perspiration without relief ; stools slimy, or much straining, with or without stool. Lachesis follows when the symptoms threaten a typhoid condition. The patient can lie only on the back with the knees drawn up ; if he turns on to the left side, a ball seems to roll over in the abdomen.

In rectum and anus, *Mercurius* has more persistent tenesmus ; protrusion of the rectum, which looks inflamed and blackish ; *Lachesis*, more spasmodic tenesmus, with constriction of the anus, which tightly constricts the prolapsed rectum. Both have chronic constipation. The former induces much straining, with tenacious or crumbling stools ; chilliness during defecation.

Arsenicum intensifies the gastric and systemic weakness, to which we referred in the remedies just considered. While it is true that the patient does not fully realize his want of strength, and hence does not so much care to lie quietly, yet nevertheless, his actual amount of vitality is seriously reduced. In a word, he is excessively weak, without feeling so fatigued. Any exertion produces fainting. Taste is lost or is bitter, sour, and putrid. Stomach feels swollen as if full of water. Craving for acids and for coffee ; the latter, as in *Lachesis*, agrees with the patient. There are burning feelings, red rough tongue, and anxiety and distress after eating, as subacute gastritis, which no remedy better pictures. Nausea is frequent and often periodical (12 P.M.), and is accompanied with great prostration. The vomiting is of many kinds, but is distinguished from the bilious, slimy or bloody emesis of *Lachesis* by its irregular convulsive character, indicative of gastric irritability. *Lachesis* is adapted to the nervous weakness and trembling of drunkards ; spasms of the stomach, spasmodic constrictions, relieved temporarily by eating ; vomiting of bile or mucus ; *Arsenic* to burning periodical pains, with sour acrid vomit, violent thirst, but vomits the water.

Cadmium sulph. to nausea, yellowish or black vomit, saltish rancid belching, cold sweat of the face, burning, cutting in the stomach ; griping in the lower part of the bowels, cramps after beer. Both induce marked sensitiveness to touch upon stomach or abdomen, spots of burning soreness here and there over the swollen abdomen (peritonitis) ; offensive, bloody chocolate-colored discharges, as in dysentery, with constriction in the bowels, cutting pains in bowels. But in *Arsenic*, there is more lamenting with agonized expression ; restless moving despite the pains. The constriction of the intestines is torturing, the patient declares he cannot stand it, and rolls about in agony, despairing of his life. The extreme tenderness of the pit of the stomach denotes a more positive state of acute inflammation than *Lachesis* causes.

In the vomiting of yellow-fever, *Lachesis* has in addition, brown coating on the teeth, abdominal tenderness.

Arsenic has also spasmodic protrusion of the rectum, very painful ; tenesmus with burning ; hæmorrhoids, especially in drunkards ; they

protrude at stool with burning. Alvine discharges are offensive, dark, sometimes involuntary, with great weakness and coldness. But Lachesis has less tenesmus recti, the distress there being attributable to a constriction of the anus not found in the other drug. Arsenic, moreover, causes more acridity of the stools, with rawness and excoriations of the anus.

All that I have here stated might be tersely described as a difference between two drugs, of which one causes intense irritability and acute inflammation of tissue, mental anguish and extreme prostration; the other, torpidity, with the loss of vitality, but associated with nervous excitability, constrictions, and cutaneous hyperæsthesia. Still, some minds require more attention to detail; and every one attains general mental impressions more accurately if they are formed with due attention to particulars.

When there is ulceration of the bowels, tendency to sloughing, with offensive, purulent, or bloody discharges, the two remedies are very nearly allied. Vitality is at a very low ebb, blood oozes from the cracked lips and tongue, and the extremities are cold. But even here, the best distinctions are the mental irritability of Arsenic, and the intolerance of pressure of Lachesis.

Carbo vegetabilis resembles Lachesis in weak digestion, complaints of drunkards, flatulent asthma, constriction of the œsophagus, annoyance from clothing about the waist, offensive, bloody, decomposed, purulent stools, collapse, etc.

There is craving for coffee, but it does not relieve. Milk disagrees in both remedies; but only the snake-poison has craving for it. The *Carbo veg.* has aggravation from fats, tainted meats, or fish, oysters, foods causing flatulency, ices, vinegar, and sour cabbage—the latter principally on account of the flatulency it causes. Eructations are sour, rancid. Both drugs have relief from flatulent distension from belching, but Lachesis has an ill feeling in addition, which is relieved. Both drugs experience freer breathing after belching. In *Carbo veg.* this is expressed as the lessening of a tension and upward drawing which marks the costal attachments of the diaphragm; in Lachesis, there is a relief after eructations, which seem to suffocate him. They come rapidly, and induce the ever-present Lachesis constriction of the throat. The latter remedy also has empty eructations, which intensify the pains.

Carbo veg. has heaviness, fulness, sleepiness, after eating, with fulness of the abdomen almost to bursting. Burning in the stomach is also increased. This heaviness is very characteristic and is noted likewise in the abdomen, which seems to hang heavily; also in the head, which

feels as heavy as lead. The burning is attended with a creeping feeling up to the throat. In Lachesis, the fulness and pressure is as from a load, and the sense of repletion induces lowness of spirits. There is, too, a feeling as if a lump was accumulating in the stomach and also in the bowels; burning, with hard abdominal distension, and a feeling as if a stone was descending; he must stand still or step cautiously. This lumping is presumably a part of the Lachesis constriction, which we have so often designated as highly characteristic. In Carbo veg. the flatus is more rancid, putrid, or when passed per anum, burning, moist, offensive. Its incarceration with burning is a cause of many of the symptoms, and is more in quantity than in the snake-poison. It also causes a bearing down upon bladder and sacral region. Lachesis relieves a gnawing gastralgia, when eating, lessens the pain; Carbo veg. cures when there are burning, with a contractive cramp bending him double; the pains are paroxysmal and take his breath. The burning spreads up to the chest and down into the abdomen, seemingly following the sympathetic.

Tenesmus recti is most prominent in the Carbo veg., anal constriction in the Lachesis. It is this latter symptom which explains, as we have before observed, the ineffectual urging to stool; while in Carbo veg. the urging is fruitless on account of the pressure of flatus. Both have bluish, protruding piles, as after debauchery. This constriction distinguishes them as do also the headache and diarrhœa. In each there is throbbing headache; but Carbo veg. has more of the heaviness, and the diarrhœa is thin.

In typhoid forms, whether the specific fever, or as a sequel to peritonitis, dysentery, etc., the Carbo veg. causes the more perfect picture of collapse, while in Lachesis the cardiac debility, drowsiness, cool extremities, etc., indicate failing vitality, but not so near death as the following symptoms belonging to the former: Tympany; legs cold, especially to the knees; pulse filiform; breath cool; absence of discharges from the bowels; or, involuntary, putrid, bloody, purulent diarrhœa.

In hernia, Carbo veg. has anxiety, as in Arsenic, but with uneasiness rather than restless change of place; and it resembles Lachesis in the annoyance of the clothing, foulness of parts if strangulated, etc. There is, however, more meteorism and foetid flatus.

Graphites has anxiety, melancholy; tip of tongue blistered; feeling of a lump in the left side of the throat, over which the food seems to pass with difficulty; on empty deglutition, a constrictive retching from œsophagus up to larynx; must loosen the clothing after eating;

gastralgia, relieved by eating; chronic gastritis, especially after abuse of alcoholic drinks. Sensation of a lump in the stomach; flatulent distension of the abdomen, with congestion to the head; foetid flatus. Suffocative spells arousing from sleep, must jump out of bed; compelled to eat something. Offensive stools.

But this remedy causes more flatulency than Lachesis. The gastralgic pains are burning and griping; and the feeling of a lump in the stomach is accompanied with a constant beating; the heartburn is rancid. The suffocative spells are usually worse after 12 P.M. instead of during or after a sleep at any time. And the constriction noticed on falling asleep is of the chest instead of the larynx. The offensive movements from the bowels are half digested, dark and pappy, indicating the imperfect digestion which is so characteristic of this remedy.

There is some resemblance in the constitutional symptoms of Graphites and Lachesis, since both are needed at times in the phlegmatic. But the former has as a distinguishing group: fat, cold, and costive; skin herpetic, rough, and disposed to crack and ooze a glutinous fluid.

Aside, then, from a few resemblances to the snake-poison, Graphites belongs more with Arsenic, Nux vom., and Lycopodium. The first two it resembles in gastritis and gastralgia; the latter, in flatulency.

Sulphuric acid somewhat resembles the snake-poisons, especially in the ailments of drunkards. Its corrosive effects, however, are distinctively prominent, as shown in the violent inflammation of the alimentary canal. But the nervous system is so involved that several symptoms look like those of Lachesis; as epigastrium sensitive, constrictive feeling in the bowels, griping, cutting, twisting, with faintlike nausea; trembling, pale face, apprehensiveness; fluttering pulse; cramps in the pharynx; he cannot swallow; œsophageal stricture; great weakness, etc. Both likewise crave brandy.

The acid acts well when the patient is weak, emaciated, complains of trembling, but it is more subjective than objective. He is anxious and restless, must do everything hurriedly. The face is pale, and sometimes presents dry, shrivelled spots, especially when the hæmorrhoids are worse. Eructations are sour. The stomach feels relaxed and cold. Wine may palliate and spirituous liquors aggravate as in Lachesis. But the peculiarity of the Acid is, that the stomach rejects cold water, unless it is mixed with brandy. The abdominal muscles are spasmodically retracted. Stools are yellow, like Lachesis, but present a chopped appearance, and are stringy. The watery diarrhoea is very offensive. Piles are moist, burn, and may prevent defecation.

As the acid causes croupous formations, it should be remembered with Lachesis when the stools indicate such a condition in the intestine.

The acid also resembles *Elaps*: drinks chill the stomach. But only the former has the relief from the admixture of spirit.

Colchicum deserves mention here, especially since, like Lachesis, it causes coldness or cold feeling in the stomach (*Elaps*), intolerance of pressure of clothing (in provings, but not confirmed), burning in stomach, vomiting and purging, *spasms of sphincter ani*, urging to stool, offensive flatus, offensive diarrhœa, sensitiveness to least touch, very much exhausted, slow breathing, feeble pulse. But there is generally present nausea, worse from the smell of food; if the patient sits or lies very quietly, the vomiting is suppressed (like *Veratrum*). Senses too acute; a bright light, touch, or *strong odors* irritate him (like *Nux vom.*). Vomiting and purging as in cholera morbus; the sphincter ani contracts after each stool, with fruitless urging. The similarity, then, exists chiefly in the sensitiveness to touch and constrictions of sphincters with weakness, other symptoms being so different as to render a choice easy. (See also below.)

In cholera, Lachesis has been employed when the vomiting was renewed by the least motion, and the nausea was attended with a great flow of saliva. As *Colchicum* has precisely the same symptoms, other indications must decide.

In reflex irritation, as convulsions, with variegated, slimy stools in teething children, and rolling of the head, *Colchicum* resembles *Podophyllum*.

Belladonna, Lachesis, *Rhus tox.*, and *Baptisia*, constitute a group serviceable in peritonitis, enteritis, etc.

Belladonna differs from all in the character of the inflammation. It is only when the affection becomes asthenic that the others are needed. Lachesis follows *Belladonna* when, especially in children with inflammatory diarrhœa, constipation suddenly sets in with abdominal swelling and tenderness, particularly at one spot. Or, if suppuration ensues and *Mercurius* fails. Or, again, if gangrene threatens.

Rhus tox. requires drowsiness, the fever remaining high or increasing; restlessness; tongue dry, parched, brown, with red triangular tip; diarrhœa slimy, watery or putrid, yellowish-brown and bloody, involuntary during sleep; generally it is accompanied with tearing down the thighs, while Lachesis has painful stiffness from loins into thighs. In typhlitis, in which affection either may follow *Belladonna*, *Rhus tox.* has

relief from pressing the swelling gently from below upwards ; Lachesis, intolerance of touch.

In periproctitis, *Rhus tox.* may be needed if the inflammation is of traumatic origin ; Lachesis, if an abscess forms and fails to point, the surrounding tissues present a purplish hue.

Colchicum compares with Lachesis when the prostration is extreme, with coma, hot abdomen and cold extremities ; thready pulse ; if raised, the head falls back and the jaw drops ; the face is hippocratic, the tongue is protruded with difficulty, and the bowels move involuntarily. But the tympany is more marked in the former ; and the stools contain white flakes or shreds ; the tongue is either thickly coated brown, or it is bright red, except at the root, where it is coated. According to provings and cases of poisoning, *Colchicum* does not cause sensitive abdomen below the epigastrium.

Arnica develops a profound stupor, with blowing respiration, dry tongue, brown down the middle, distended abdomen, and involuntary fæces and urine. It may be distinguished by the ecchymoses, and the bruised aching, inducing restlessness, which latter is relieved if the patient's clothing is smoothed down and his position changed.

Among the remedies causing constriction of the anus, the following are worthy of notice : *Bellad.*, *Caustic.*, *Nitric ac.*, *Nat. mur.*, *Ignat.*, *Kali bich.*, *Opium*, *Plumbum*, *Mezereum*, *Coccul.*

The first has : pressing and urging toward anus and genitals, alternating with contractions of the anus ; spasmodic constriction of anus as in dysentery.

The second, *Causticum*, causes fruitless urging to stool, with anxiety and red face.

Nitric acid causes sticking in the rectum as from a splinter ; the constriction occurs during stool and lasts for hours afterwards ; the rectum feels as if torn.

Natrum mur. has sensation of contraction in the rectum during stool, the fæces tear the anus ; frequent ineffectual urging ; spasmodic constriction of the anus.

Ignatia induces a proctalgia ; contraction, with cutting, shooting pains ; contraction of anus worse after stool. Symptoms are inconsistent, irregular, fitful as in hysteria.

Kali bich. has sensation of a plug, similar to Lachesis ; diarrhoea, of a brown, frothy water, spurting out in the early morning and followed by tenesmus ani.

Opium, anus is spasmodically closed during the colic, with obstinate constipation. *Plumbum* is very similar.

But all these are readily distinguished by the characteristic symptoms of *Lachesis*: tormenting urging in the rectum but on account of constriction of the anus it becomes so painful he must desist. Protruded piles, with constricted anus.

Much nearer, and indeed almost identical here, is *Mezereum*; after the stool, the anus is constricted around the protruded rectum. In other respects, however, the two remedies are widely different.

Kali bichromicum must also be remembered as a relative of *Lachesis* in dysentery. Both have red, cracked, smooth tongue; blackish stools; hence in severe or typhoid cases and further, they follow each other well. The offensive odor of the discharges distinguishes the latter; the jelly-like mucus, sometimes stringy, the former.

A peculiar feature of *Cocculus* is tenesmus recti after stool, with faintness, and yet peristalsis is lessened. (Compare *Ignatia*.)

So characteristic is this offensiveness of the faecal movements in *Lachesis* that it becomes highly indicative of the drug in low forms of disease. You may confidently give *Lachesis* when this sort of stool exists. The rectum and anus are affected so that there is constant tormenting urging in the rectum, but not for stool. It is merely a spasmodic condition of the bowels with an unduly irritable sphincter. Another symptom is, the patient is desirous of straining at stool, but cannot do it for pain in the sphincter ani; the rectum protrudes and is held by the constricted sphincter; after stool there is often a sensation in the rectum as from the beating of little hammers. These symptoms are common enough in dyspeptics, particularly in those who have abused alcohol.

In peritonitis, *Lachesis* is indicated late when the fever still continues and is worse after 1 P.M. and at night. The slightest touch to the surface of the body is intolerable. Typhoid symptoms complicate the case. It may even be indicated when there is typhlitis after the formation of pus. It follows, particularly, *Belladonna*, *Bryonia* or *Mercurius corrosivus*. It is also similar to *Rhus tox.* but it has more typhoid symptoms than has that remedy and so comes in later in the case.

LECTURE V.

THE OPHIDIA.

LACHESIS (*continued*).

LACHESIS causes in the male an increased lasciviousness with diminution of the physical powers. The mind is a prey to all sorts of allurements, but erections and emissions are imperfect.

Upon the female organs, Lachesis acts very powerfully. It seems to have special affinity for the ovaries, particularly the left ovary; ovaritis, ovaralgia, tumor, may be relieved, when there are tenderness to pressure of the clothing and other characteristic symptoms of the drug. Menses scanty, feeble, blood lumpy, black, and very offensive; pains in the hips, bearing down in the left ovary,—all better when the flow is established. The uterus is intolerant of the least pressure.

Lachesis may be used in puerperal metritis, especially when the lochial discharge is foetid. The face is purple and the patient unconscious.

It may even be indicated in ovarian tumors when the disease shows a tendency to extend from left to right, even when suppuration has taken place. It is especially called for after *Hepar* or *Mercurius* when there is great adynamia.

In syphilis, Lachesis is called for as an antidote to Mercury or when the chancre becomes gangrenous. Its characteristics are its peculiar sore throat,* the blue surroundings of the ulcers, nightly bone-pains, violent headache, and the phagedenic chancre.

The syphilitic ulcers on the legs are flat and have blue surroundings; caries of the tibia; the parts are sensitive and livid; ulcers in the throat; bone-pains at night; all after abuse of Mercury.

The bluish ulcers ally it with: *Hepar*, *Asafoetida*, *Lycopod.*, *Silicea*, *Arsenic*. The pimples, blisters, or pustules surrounding the ulcers ally it with: *Arsenic*, *Phosphorus*, *Lycopodium*, *Mercurius*, *Hepar*, *Silicea*, etc. The burning in the areola, with: *Arsenic*, *Lycopodium*, *Mercurius*, *Silicea*. The offensive pus, with: *Arsenic*, *Asafoetida*, *Lycopodium*, *Silicea*, *Sulphur*, *Hepar*. The ulcers being flat, with: *Arsenic*, *Asafoetida*, *Lycopodium*, *Mercurius*, *Silicea*, *Phosphoric acid*, etc. If

they become black or gangrenous, with : *Arsenic*, *Secale c.*, *Silicea*, *Plumbum*, *Carbo veg.*, *Euphorbia*, *Muriatic acid*. But Lachesis has the burning most marked when the ulcer is touched. The surrounding skin is mottled. Ulcers on the legs tend to spread superficially (rather than deeply, as, for example, in *Kali bich.*), the discharge is scanty, and the strength is failing. Dark blisters surround the ulcers and the skin around is dead. Sometimes the discharge ceases, the patient is stupid, cold, the leg becomes œdematous, and a bluish-red swelling along the course of the veins, shows that phlebitis exists. All this looks like *Arsenic*, *Carbo veg.*, *Bufo*, *Secale c.*, *Cinchona*, etc. But *Arsenic* presents more vascular excitement and nervous irritability with the prostration. *Carbo veg.* induces still greater prostration than Lachesis, cold sweat, cool breath, collapse. The ulcer has a cadaverous odor. In mild cases there is no resemblance at all between the two; for the *Carbo veg.* causes much burning, rawness in the folds of the skin; borders of ulcer hard, but not oversensitive, as in Lachesis.

Hepar should be remembered as a concordant of Lachesis, and especially because it is so useful after abuse of mercurials. The areola of the ulcer is very sensitive, but there is a sore, bruised feeling along with hyperæsthesia. And although the suppurating part may turn bluish, and the patient experience weakness, yet there are no evidences of loss of vitality and gangrene, such as suggest the later indicated drug, Lachesis.

Lycopodium is a complement of the snake-poison. If syphilitic ulcers appear in the throat, they are dark grayish-yellow, worse on the right side. The forehead exhibits a coppery eruption and the face is sallow, often furrowed, but lacks the small red bloodvessels, which shine through the yellow skin, in Lachesis. Chancres are indolent. Condylomata are pediculated. Ulcers on the legs refuse to heal, with tearing burning, worse at night; they are made worse by poultices or by any attempt to dress them. The pus is often golden-yellow. Flatulent dyspepsia.

Nitric acid, should it seem similar in phagedenic chancre, ulcers on the tibia, etc., may easily be distinguished by the irregular edges of the ulcer, which also presents exuberant, easily-bleeding granulations; and its mouth and throat symptoms, by the cracks of the commissures of the lips, sensation of a splinter in the throat, etc.

Kali iodatum exhibits quite a different train of symptoms from Lachesis: Gnawing, boring bone-pains; throbbing and burning in nasal and frontal bones; greenish-yellow, excoriating ozæna; papules ulcer-

ating and leaving scars; rupia; chancres with hard edges and curdy pus; ulcers deep-eating; violent headache, much more severe than in the snake-poison, and causing hard lumps on the head. Tendency to interstitial infiltration of soft tissues and also of bones, thus more extended than with Lachesis, which infiltrates only the soft tissues.

In the uterine and ovarian symptoms of Lachesis, your attention is directed to the following comparisons:

Platina has profuse, dark menses, instead of scanty; and the hauteur is much more pronounced. The nymphomania is accompanied with titillation and tingling of the genitals or with vaginismus. In ovarian affections, this drug has relieved after Lachesis failed; as in suppuration of the ovary, the pus having been evacuated under the action of the latter. The pains are burning, with violent bearing down.

Palladium has relieved induration and swelling of the right ovary, as has Lachesis. Mentally the two are widely different. The former develops an egotism, which manifests itself in the patient's concern for the good opinion of others; consequently her pride is often injured. Mental emotions aggravate the ovarian pains, as in the snake-poison, but in a different way. The Lachesis patient is ecstatic or at least excitable; the relating of stories moves her to tears. The *Palladium* patient is easily agitated in society; a lively conversation or some evening entertainment increases her pains and tries her mentally and bodily.

In ovarian affections, *Apis* stands closely allied to Lachesis. But it acts more on the right ovary than on the left. There is a bruised, sore feeling, or stinging, burning. At other times the pains are described as lancinating.

In prolapsus uteri or during the menses, the bearing down seems to be in the right ovary; pains followed by a scanty dark mucus.

Both have pains from left to right ovary; but in *Apis* this is experienced while stretching. There is also a strained feeling in the ovarian region, very characteristic. The pains may ascend in either; but in *Apis* they are in the right ovary with pain also in the left pectoral region, and cough.

Mentally there is considerable similarity. (See Mind.) Both have jealousy, with talkativeness and increased sexual desire; restlessness, with bustling manners.

Arsenic affects the ovaries and uterus, and has metrorrhagia of dark blood; increased sexual desire. But this powerful agent affects more the right ovary, with marked burning, tensive pains and restlessness,

which is somewhat relieved by constantly moving the feet; menstrual colic, better from warm applications.

Lycopodium reverses the Lachesis direction of pains, shooting from right to left. Its gastro-enteric symptoms are also always present.

Graphites also affects more the left ovary, and also relieves when pains in the right ovarian region are followed by a discharge from the vagina, but constitutionally this drug and Lachesis differ.

A marked symptom of Lachesis is the relief of pain when the blood flows. Compare: *Moschus*, drawing, pulling at beginning of menses, ceasing with the menstrual flow. *Zincum*, relief of boring in left ovary (just like Lachesis).

Platina and *Ammonium carb.* have pains continue with the flow; the former even with a profuse discharge; the latter with flow between pains.

Now, the heart, circulation and fevers. Lachesis, as I have already intimated, affects the circulation markedly; it causes flushing of heat, as at the climaxis, rush of blood headward, with coolness of the feet, palpitation of the heart, with feeling of constriction about the heart as if tightly held in cords. These latter symptoms, with the oppressions of the chest, the dyspnoea on awakening, inability to lie down, have led to the use of Lachesis in hydrothorax and hydropericardium when dependent on organic disease of the heart.

Lachesis is indicated in general dropsy when the urine is dark, almost blackish and contains albumen, and the skin over the oedematous parts is dark bluish-black. I remember a man, sixty years of age, who had just this sort of dropsy, and continued to live for six months under the action of Lachesis, and whose death, when it came, was painless. It is especially useful in the ascites after scarlatina and the ascites of drunkards when the above symptoms are present.

In renal and vesical affections, Lachesis is to be selected more by the general than by the local symptoms. For instance, in albuminuria or morbus Brightii, the respiratory symptoms, aggravation after sleep, and blue surface are more characteristic than the urinary symptoms. In cystitis the drug is indicated when the offensive mucus introduces the universal characteristic of tendency to putrescence. And the more this offensiveness of the urine is disproportionately intense, when compared with the time of the vesical retention of the mucus, the more likely is Lachesis the remedy.

In hæmaturia, the drug, like its powerful rival *Crotalus*, is called for when the symptoms occur as an evidence of blood degeneration as in

low fevers; hence there is the characteristic deposit of disintegrated blood-cells, of fibrin, etc., presenting the appearance of charred straw. In albuminuria after scarlatina, there is dropsy from delayed desquamation, and the urine is black or contains black spots. This spotted appearance is precisely like *Helleborus*. Other remedies causing black urine are *Colchicum*, *Natrum mur.*, *Carbolic acid* and *Digitalis*. *Apis*, *Ammonium benz.*, *Arsenicum*, *Benzoic acid*, *Arnica*, *Opium*, *Carbo veg.*, *Kali carb.* and *Terebinthina* produce dark turbid urine. Only *Lachesis*, however, has the foaming urine and the general characteristics already referred to.

Helleborus is to be distinguished by the sensorial apathy, muscular weakness, pale puffed face and jelly-like mucous diarrhoea, which accompany its dropsy. The patient may breathe better when lying down, which is the converse of *Lachesis* and *Arsenicum*.

Digitalis with blackish, scanty turbid urine, faintness from weak heart with bluish face, looks very much like *Lachesis* here. In the latter there is more laryngeal constriction, as well as oppression and constriction of the chest; in the former, the suffocative constriction is as if the internal parts of the chest had grown together. *Digitalis* has also sinking or faintness at the stomach as if life was becoming extinct.

Terebinthina has urine smoky and turbid, depositing a sediment like coffee-grounds. It is often indicated in dropsy after scarlatina. The sediment contains disintegrated blood corpuscles. Hæmaturia, dyspnoea. The patient must be propped up in bed. There is great drowsiness. The tongue is dry and glossy. Clinically, *Terebinthina* has proved useful in the early stages of renal disease, when congestion predominates; that is, before renal casts appear in any great quantity. It causes more intense burning and pain in the back than *Lachesis*, and the urine may have a violet odor. In typhoid fevers, both renal and alvine discharges resemble those of *Lachesis*. Fœtid stools, hæmorrhages from the bowels, caused by ulceration; the blood is dark, sooty and looks like coffee-grounds. Fœtid urine; disintegrated blood in the urine. In addition, *Terebinthina* causes stupor, dry, smooth, glossy tongue and great weakness. But it is distinguished by a preponderance of tympanitis, with burning which is accompanied with a smoothing of the tongue, as if it had lost its papillæ.

Apis simulates *Lachesis* in post-scarlatinal dropsy; for both remedies have albuminuria, scanty urine which is dark from decomposed blood, and dyspnoea. But *Apis* usually requires thirstlessness, pale

waxen skin and an eruption here or there resembling nettle-rash, red pimples or an erysipelatous rosy appearance of the anasarcaous limbs. In cases of renal disease the urine may be scanty and albuminous without blood, the remedy being required on account of its well-defined heart symptoms, or its mental restlessness, etc. Thus far it needs no differentiation here. But if the urine is dark, turbid, blood-mixed, depositing a coffee-like sediment, if there is orthopnœa with cold legs, bronchial catarrh, great difficulty in breathing until phlegm is raised, spasmodic constriction of the larynx, the choice may demand further comparison. *Arsenicum* cures when the urine looks like dark dung-water, renal casts are abundant. The dyspnœa is noticed more when the patient attempts to lie down in the evening and again arousing him after 12 P.M.; it is relieved by the expectoration of mucus. In *Lachesis* the dyspnœa is worse when, after lying down, he drops off to sleep; relief follows the hawking loose or coughing up of a small amount of thick adherent mucus, and there is far more annoyance from the contact of the clothing than there is with *Arsenicum*. In the latter, the clothing is torn loose lest its pressure smother the patient; in the former, there is added a cutaneous hyperæsthesia.

Colchicum causes an intense congestion of the mucous membrane of the stomach and bowels, and also of the kidneys. The urine is dark, turbid, bloody and as black as ink, containing albumen. Dropsy. But it is readily distinguished from *Lachesis* by the prominence of the irritation of the sphincter vesicæ with tenesmus of the bladder after urination. It is especially indicated in gouty patients, who at the same time suffer from a nervous weakness, which is combined with hyper-sensitive-ness. If this latter symptom seems to resemble *Lachesis*, we may readily distinguish by the general effects of *Colchicum*; oversensitive-ness to touch (except perhaps the tympanitic abdomen), senses too acute, especially over-affected by strong odors; gastric symptoms are prominent; mental labor fatigues, causing inability to fix the thoughts or to think connectedly; headache, skin of scalp feels tense; coated tongue, nausea; great weakness, yet easily irritated by external impressions. A peculiarity of *Colchicum* is that if there are copious salivation and urinary secretion, the stools are scanty and attended with tenesmus, and *vice versa*.

I need not dwell upon the fevers of *Lachesis*, because I mentioned them in speaking of the mental symptoms of the drug. I may, however, speak of the intermittent fever, it being indicated in cases which recur in the spring time in spite of the use of quinine in the fall. The chill

comes on at one or two o'clock in the afternoon ; during the chill and here is a symptom which is characteristic, the patient feels that he must have clothing piled on him, not so much to keep him warm as to keep him still. (Desire to be held is also under *Gelsemium*). The fever is characterized by burning pungency, by the oppression of the chest and the heart, and by the associated drowsiness or loquacity.

Carbo veg., like *Lachesis*, has annual return of the paroxysms, loquacity during hot stage, thirstlessness during the fever, oppressed breathing. The patient is very weak from protracted disease and abuse of quinine. But the thirst is most during, not before the chill ; the chill is often accompanied with cold breath, coldness of the knees, even when wrapped up in bed. Flushes of burning heat in the evening attacks, without thirst. Flatulency. One-sided chills, left side generally. Collapse more marked.

Capsicum agrees in : thirst before chill ; desires warmth ; chill begins in the back ; irregular, intermittent pulse. But with the red pepper the chill commences in the back, and spreads thence ; the thirst continues into the chill, and drinking aggravates (see *Elaps*). The patient is relieved by hot applications, as by jugs of hot water to the back.

Menyanthes is preferable when the disease manifests itself as coldness of the tip of the nose, ear-lobes, and tips of fingers and toes. Feet to knees icy cold. Hands and feet icy cold, rest of the body warm. When *Lachesis* is called for in such irregular cases, with cold nose, etc., the livid skin and great weakness, as shown by the filiform pulse, are sufficiently distinctive.

Agreeing more accurately are the following, all of which produce weak or thready pulse, coldness or blueness of the skin, and of course, the greatest prostration : *Carbo veg.* (see above).

Veratrum album ; but the chill is associated with thirst ; and (if internal) runs downward, not upward. Skin blue, cold, inelastic ; hands blue ; face, mouth and tongue cold ; breathing oppressed and labored ; heart weak. Heat has no palliative effect ; cold, clammy sweat, worse on the forehead.

Arsenic, external heat relieves ; mouth and tongue cold ; face blue ; single parts of the surface blue. Anxious restlessness despite the great debility ; cold, clammy sweat. Suffocative attacks of breathing.

Camphor, icy-cold surface, but hot internally, so he throws off the clothing ; face deathly pale ; limbs blue ; generally hot breath. Spasms ; or, if conscious, voice altered. Sopor follows.

Hydrocyanic acid, marble coldness of the whole body. Pulse feeble

or imperceptible. Long-lasting faints. Drinks roll audibly down the œsophagus. Clutches at the heart as if in distress. Spasms, especially muscles of back and jaw are stiff.

Helleborus, muscles relaxed; suddenly he falls, with coldness, cold sweat on the forehead; slow pulse. Horrible convulsions, with extreme coldness. Rheumatic pains in the knees.

Digitalis, like the snake-poison, weakens the heart. The skin is very cold. Copious sweat, but heart symptoms are not relieved. Pulse intermits every 3d, 5th, or 7th beat; very slow pulse. It will be remembered that Lachesis has oppression of the chest, with cold feet. As the latter becomes warmer, the oppression lessens.

Secale c., cold surface; sunken, pale face and blue lips. Will not be covered. Tingling in the limbs; holds the hands with the fingers widely spread apart. Cold, clammy sweat. Speech feeble, stuttering.

Hyoscyamus resembles Lachesis in chill up the back, objective coldness of the body, convulsions, delirium. But the chill is worse at night, and spreads from the feet to the spine, and thence to neck. The lowering of the temperature is accompanied with slow arterial action, drowsiness, or with delirious and excited talk, picks at the bed-clothing, fears being poisoned, hallucinations, fibrillar twitchings, etc.

Lachnanthes, like Lachesis, causes glistening eyes during the chill, icy coldness of the body, relieved by warmth. But only the former has brilliant eyes, circumscribed red cheeks, with the fever and delirium.

Lycopodium follows Lachesis. It is needed in fevers when the patient becomes drowsy or stupid; coldness, as if lying on ice. One foot warm, the other cold—an important symptom. Feels as if the blood ceases to circulate.

In intermittent fever the chill begins in the back, as in Lachesis. It is worse from 4 to 8 P.M., or at 7 P.M.; hands and feet numb and icy cold. Sour eructations or vomit are almost invariably present, especially between chill and heat. Thirst mostly after the sweat. Desires only hot drinks.

Apis here, as in many other instances, favors the snake-poison. Both are suited to old or to maltreated cases; afternoon chill, oppression of the chest, nose cold, pulse fluttering, skin of hands and arms blue, and general appearance of collapse. But the bee-poison has aggravation from heat, Lachesis not; the former has much more marked the oppression of the chest, with consequent smothering. The tongue is red, raw, and covered on tip and borders with vesicles. Thirst during and not before chill. Urticaria.

Cuprum combines coldness with convulsive phenomena. Icy coldness of the whole body. Severe cramps in the extremities, with cold sweat, blue surface; also collapse. Urine suppressed. Employed successfully in the cold stage of cholera, after Camphor; but also useful in other forms of collapse. For instance, it has antidoted snake-bite, with cramps, delirium, and finally, torpor.

Lachesis may also be indicated in scarlet fever, but not in the Sydenham variety of the disease, but in those forms which have a malignant tendency. The child is drowsy and falls readily into a heavy sleep. The rash comes out very imperfectly or very slowly, and has a dark purple hue. It may be interspersed with a miliary rash. It is apt to be complicated with a membranous deposit in the throat having the character I have already described to you when speaking of the remedy in diphtheria. The cellular tissue of the throat is inflamed, and threatens suppuration. The cervical glands are swollen. On looking into the throat, you find it to be dark red with a dirty white deposit on the tonsils, especially the left. The tongue is coated dirty yellow at the base, and the red papillæ show prominently through this coating. The pulse is weak and the surface of the body cool. There is apt to be dark blood oozing from the mouth and nose.

The majority of physicians make a mistake in instituting their treatment of scarlatina. A mistake in the beginning means one of two things, a long, tedious illness, or a short one ending with death. The mistake made is to give *Belladonna* in every case. Let us look for a moment at the differences between *Belladonna* and *Lachesis*. Both remedies have the strawberry tongue, the throbbing headache, the red face and the high fever. *Belladonna* is *only* indicated in the sthenic type when there is an active delirium. The throat is bright red in color. The pulse is full and bounding. The rash is bright red and smooth.

The general symptoms of *Lachesis* have been so far included in what has been said that they need not be dwelt upon. In carbuncle and in cancer, however, we think of it when the surface is swollen around the carbuncle, and pus forms very slowly. *Lachesis*, given under these circumstances, increases the quantity and improves the quality of the pus. The patient's strength will improve greatly.

In malignant pustule, *Lachesis* may be used, but you should accompany the remedy with brandy. That is an experience of Dr. Dunham.

I will next say a few words respecting the modalities of *Lachesis*. Modalities, as you know, express the mode or manner by which symp-

toms are qualified. They are therefore important in the study of drugs and especially in differentiating allied remedies. Two medicines, for instance, may induce supraorbital pains of a shooting character. But if one has the pains modified by pressure, the other by sleep, we are thus enabled to distinguish them in practice. Modalities then qualify symptoms, and are as essential as adjectives to nouns. Care must be exercised, however, that they be not substituted for the symptoms they modify. Too often we see cases reported, the only homœopathic resemblance between which and the remedy selected is a mere modality; as, for instance, worse after sleep.

The modalities of Lachesis, then, are as follows:

Worse.—During sleep, especially the throat symptoms, choking, which arouses him; worse after sleep, especially in the morning.

Time of day.—Generally worse from noon until 12 P.M. Still there are some prominent symptoms aggravated in the morning and forenoon. This is partly owing to the bad effects of awaking, though as some symptoms appear later in the morning, we may ascribe them to causes then at work. For instance the patient has vertigo on awaking, yet this returns on closing the eyes, at 11 A.M. Headache in the left frontal eminence in the morning. Weakness in the morning on rising. Finger tips numb. On sitting up quickly in the morning, breathing becomes slow, difficult and whistling.

In the evening and before 12 P.M., we find the following especial exacerbations: Throat sensitive; craves oysters; diarrhœa; dry, hacking cough. Chill beginning some time between noon and 2 P.M., but fever is marked evening and night, worse before 12 P.M.

Temperature, weather, etc.—Worse in the cold air, from change of temperature and in the warmth of the bed (see below under Motion, etc.). Worse from getting wet, wet weather, windy weather. Worse before a thunderstorm. Worse from sun. Worse in the spring. Better often from warmth, wrapping up, near the stove, etc. Excessively cold or excessively warm weather causes debility.

Motion, Rest, Position, etc.—Worse on and after rising from bed; worse while sitting and better after rising from a seat; better lying in bed on the painless side, but worse from warmth of bed (see above under Temperature) and from lying on the painful side. Some symptoms are better from moving, but not if continued long.

Touch, Pressure, Injuries, etc.—Almost invariably worse from touch, however slight. Useful for the bad effects of injuries, as penetrating wounds, with much hæmorrhage or gangrene.

LECTURE VI.

ARACHNIDA.

OF the Arachnida or spider poisons used in medicine, I shall call your attention to the following :

1. *Mygale lasiodora*.
2. *Lycosa tarentula*.
3. *Tarentula Cubensis*.
4. *Aranea diadema*.
5. *Aranea scinencia*.
6. *Theridion curassavicum*.

The action of the drugs in this group is a two-fold one ; they all poison the blood, and they all act prominently on the nervous system producing spasmodic diseases, as chorea and hysteria. Among other nervous symptoms produced by them, are anxiety, trembling, great restlessness, oversensitiveness and nervous prostration.

Most of the spider poisons develop a constitutional state or dyscrasia, rendering them useful in chronic and deep-seated diseases.

Taking up the study of these drugs *seriatim*, we come first to the

MYGALE LASIODORA.

The *Mygale lasiodora* is a large black spider, native in the island of Cuba. It was first proved by Dr. Houard, of this city. It is one of our best remedies for uncomplicated cases of *chorea*. The patient is apt to be low-spirited and depressed. She complains of dull pain in the forehead. She has constant twitching of the muscles of the face. The head is often jerked to one side, usually to the right. There are also twitchings and jerkings of the muscles of one arm and leg, usually the right. Control over the muscles is lost. The patient attempts to put the hand up to the head, when the hand is violently jerked backward. An effort to talk is made, and words are jerked out.

I can recall one case of chorea in which, under the use of this remedy, the convulsive symptoms were speedily removed and the patient, a little girl, remained well for several years. Dr. J. G. Houard, to whom I just referred as having proved this drug, has given me the following symptoms indicating its use : The muscles of the face twitch, the mouth

and eyes open and close in rapid succession ; cannot put the hand to the face ; it is arrested midway and jerked down. Gait unsteady ; legs in motion while sitting and dragged while attempting to walk ; constant motion of the whole body.

The most similar remedy to Mygale in chorea is *Agaricus** which also has these angular choreic movements. But as a distinctive symptom, we have itching of the eye-lids or of different parts of the body, as if they had been frost-bitten. The eyelids are in constant motion. The spine is sensitive to touch.

Cimicifuga racemosa is to be employed in chorea when the movements affect mostly the left side and when the disease is associated with myalgia or rheumatic ailments, or occurs reflexly as a result of uterine displacements.

Tarantula is indicated in chorea affecting the right arm and right leg. The movements exist even at night.

Ignatia is called for in chorea of emotional origin.

Zizia may be used in cases in which the choreic movements continue during sleep.

The *Stramonium* chorea is characterized by the following symptoms: Features continually changing ; now he laughs and now appears astonished ; tongue protruded rapidly ; head thrown alternately backwards and forwards ; spasmodic twisting of the spine and whole body ; the extremities are in constant motion, though not always jerked, for sometimes their motion is rotatory, gyratory, even graceful. The muscles of the whole body are in constant motion. There may even be stammering. If the mind is affected, the patient is easily frightened ; he awakes from sleep as if terrified ; or he often assumes an attitude of prayer, with fervent expression and clasped hands. He frequently lifts the head from the pillow.

Returning now to Mygale, I give you the following symptoms additional to those already described, that have been produced by the drug: Delirious talk about business, restlessness all night ; fear of death ; despondency, with anxious expression ; nausea, with strong palpitation of the heart, dimness of sight, general weakness ; tremulousness of the

* By a very ingenious selection of *Agaricus*, by Dr. Korndorfer, in the case of a two-year old child, who had evident meningitis, and who was not relieved by Apis, Sulph., etc., the rolling of the head ceased, alarming forewarnings of imbecility happily vanished, and the patient fully recovered. I used the drug in a case of typhoid, in which the child rolled her head and bit her night-gown. Some improvement followed. *Tarentula* was then given, with slight aggravation, followed by lasting improvement. The two should be remembered in impending imbecility. E. A. F.

whole body in the evening; severe chill, thirty minutes, then fever, with trembling; pain in the head in the morning, worse in the eyes and from temple to temple.

There is a very novel use that may be made of Mygale. This remedy, after having been given to a boy for some time, produced, during the spasmodic symptoms, violent erections of the penis. Unfortunately, the penis, when erect, was curved, not straight, and consequently the patient suffered great pain. Dr. Williamson, by whom this observation was made, was then led to the use of the remedy in chordee, with success. He used it in a low potency. It has since been used high with equal success.

LYCOSA TARENTULA.

In poisoning by the bite of the Tarentula, the symptoms are strikingly similar to those of the Ophidia. The bitten part becomes swollen and discolored, the lymphatic glands are enlarged. By conveyance of the poison to the neck, the cellular tissue there is affected, giving rise to a swelling of a dark red or purplish hue. Choking seems imminent when epistaxis with discharge of dark clots appears and relieves the symptoms. Evidence of cerebral congestion is given by the violently throbbing carotid arteries. But with all these symptoms, there is a pale, earthy hue to the face. The fauces appear swollen and purplish, and there is a difficulty of swallowing which is of a paralytic origin. The patient has burning thirst for large draughts of water. The stools are dark and foetid, and the urine scanty and voided with difficulty. Thus far, there is but little to aid us in distinguishing the condition from a Lachesis case. But there are added other symptoms, nervous phenomena which typify the drug. Nervous symptoms are present in all the spider poisons, but Tarentula applies, more than other members of the group, to hysteria. There is marked spinal irritation, and what I have found to be very characteristic is great excitability of the terminations of the nerves. The patient keeps the hands in constant motion, trying to work off this over-excitability. The playing of a lively piece of music excites her, and starts her to acting like one crazy. When there are no observers, she has no hysterical attacks. As soon as attention is directed to her, she begins to twitch, etc. When she has headache, it is better from boring the head into the pillow. Rubbing seems to relieve.

Tarentula seems to act on the uterus and ovaries. It is palliative in enlargement of these organs. There is pain in the uterine region, asso-

ciated with constrictive headache. There is also burning pain in the hypogastrium and hips, with sensation as of a great weight in the pelvis. The menses are profuse, and are followed by pruritus vulvæ. The patient feels sore and bruised all over, particularly when moving about. She longs for sleep, but is so nervous that she cannot sleep.

Now let us study for a moment the concordant remedies of *Tarentula*; and first *Kali bromatum*. We have no remedy in the materia medica which has so many reflex symptoms as *Kali bromatum*. Any little irritation, such as dentition or indigestion in children, may bring on convulsions. The symptom, however, to which I wish to attract particular attention is peripheral irritation, with relief from motion or using the part affected.

Crocus deserves mention because of the hysterical state it is capable of exciting, together with choreic symptoms. It causes jumping, dancing, laughing, desire to kiss everybody, contractions of single groups of muscles. She is angry, and then suddenly repents; or, angry and talkative, laughing alternately. As in *Tarentula*, music affects her. Hearing one sing, she begins involuntarily to join in; but there is not the subsequent relief from music which is noticed in the spider-poison.

Actea racemosa resembles the spiders in producing sleeplessness, restlessness, trembling and fear of death; and too, these evidences of nervousness are often, in the *Actea*, as in *Tarentula*, reflex from uterine affections. The former has: After going to bed, jerking, commencing on the side on which she is lying, compelling change of position, nervous shuddering and nervous chills. Mentally the two drugs differ. *Actea* causes nervousness, she feels as if the top of the head would fly off; delirium with jumping from subject to subject; sees strange objects; great apprehensiveness, as a concomitant of uterine irritation; pains darting into the eye-ball, through to the occiput. Feels grieved, troubled, with sighing; next day, tremulous joy, mirth, and playfulness.

The head symptom of *Actea* is not quite the same as that of *Theridion*, under which remedy, the patient's head feels as if she could lift it off.

Hyoscyamus is useful in well-marked local jerkings and twitchings of sets of muscles. The patient is sleepless and nervous; or sobs and cries in sleep. The head falls from side to side. Talkativeness; she laughs at everything in a silly manner. Stuttering. Mental excitement; she is nervous, suspicious, troublesome, but not maniacal.

Causticum bears some resemblance in causing restless moving at night; she can find no quiet position. Intolerable uneasiness in the limbs in the evening. Anxiety and timidity in the evening. Tremb-

ling. Uneasy at night; she awakes from a short sleep, anxious, scarcely allowing her to remain in one place ten minutes; she is obliged to turn her head involuntarily from one side to the other, until, exhausted, she falls asleep. During sleep, she has many motions with her arms and legs. She jerks, mostly the right side of the body. Convulsive motions of mouth and eyes, with sleeplessness and restlessness, after repelled eruptions. It is especially suited to rheumatic patients, or to those who also suffer from parietic affections, especially of one side of the face or of the tongue; the mouth, in consequence, is distorted.

Belladonna produces a bodily inquietude, indicating it in chorea. The patient is obliged to move to and fro, especially to move the hands and feet; cannot stay long in any position. The predominant jerking is backwards, although this may alternate with a forward bending. There is a boring of the head in the pillow, not mere rubbing against the pillow, as in *Tarentula*. *Belladonna* also has constrictions, hyperæsthesia, mania, with laughing, dancing, wild crying, etc. But it is distinguished by the intensity of its symptoms; there are violent congestions, throbbing of the carotids, wild look, dilated pupils and injected eyes.

In hysterical states *Ignatia*, though agreeing in many respects with *Tarentula*, has a well-defined individuality of its own. The nervous system is over-impressionable, incoördinate in function and contradictory in action. The patient is extremely susceptible to emotional influences. Fear and grief affect her seriously; the least contradiction offends; she is readily chagrined, and so is often reduced to grief and tears by the slightest causes. Her mental states, however, are not usually exhibited in violence and rage. On the contrary, she nurses her troubles in seclusion and silence, and broods over them until they prey upon her whole system. She thus grows more and more nervous, and, at the same time, more and more weakened. The heart beats nervously, with variable pulse; she frequently sighs heavily and deeply; suffers from goneness at the stomach, with qualmishness and flat taste in the mouth; feeling of a lump in the throat, swelling sympathetically with the intensity of her mental disturbances. Sleeplessness or violent startings of the limbs. Grief, fright, disappointed love or some other similar causes, may develop hysterical or choreic paroxysms. The moods change with wonderful rapidity; now she laughs and jokes, when, quickly, she bursts into tears. Her manner becomes hurried, so that everything is performed hastily, and hence imperfectly and awkwardly. She is afflicted with intense headaches. These are characterized by a predominance of pressure; the pain goes to the eye, which feels as if pressed out; or, to

the root of the nose; or again, it is confined to one small spot, like a nail pressing; hence the name, *clavus hystericus*. At the height of the paroxysm, she becomes restless and chilly, and often describes a peculiar perversion of vision; she sees fiery zigzags when looking out of the line of vision (see *Theridion*). Finally, a profuse flow of colorless urine terminates the attack.

While, then, both remedies induce sadness, indifference, profound melancholy and hysterical states, only *Ignatia* has the introverted state of mind; only *Tarentula*, the cunning attempts to feign paroxysms and wild dancing.

Platina should not be confounded with the spider-poisons here, because it develops a different form of hysteria. True, there are present deranged coördination of functions, anxiety, trembling, fear of death, which seems to the patient to be imminent; also alternation of depression with gayety and laughter; sexual excitement and convulsions. But the patient assumes a *hauteur*, a self-exaltation, which is foreign to the other drugs considered. Her mental disturbances develop into a condition of self-esteem during which she looks disdainfully down on all around her. Her paroxysms of laughter are not only loud and boisterous but ill-timed, coming on even under circumstances of a sad nature. The headaches are of constrictive character, as in *Tarentula*; but there is, in addition, a squeezing, cramplike pain, with numbness, and the pains gradually increase and as gradually decrease.

Indurated uterus belongs to the symptoms of both.

Palladium is readily distinguished by its unique mental phenomena. The patient is not haughty, but she is irritable, and is, unfortunately, given to strong and violent language. Music, society, or animated conversation excites her, and produces pains in the right ovary; the following day she feels correspondingly used up. Her egotism is displayed in a fondness for the good opinion of others, hence she is continually getting "slighted." The uterine symptoms are characterized by a weakness, as if the womb were sinking; empty feeling in the groins, as if eviscerated.

Moschus repeats the scolding of *Palladium*; but the patient keeps it up until her lips turn blue, her eyes stare, and she falls in a swoon to the floor. She suffers from sudden suffocation from closure of the glottis or cramp of the chest; palpitation. She also has faint spells, tremulousness of the whole body; coldness of the body, hysterical headache, with fainting spells, copious pale urine; fear of death, like *Platina* and *Tarentula*, but with pale face and fainting; she talks only

of approaching death. Vertigo, nausea, dim vision. Vertigo, objects turn in a circle. (Musk relieves when Theridion produces vertigo; worse when eyes were closed.) Headache, as from a weight pressing here or there on the head.

An oft-observed symptom with the nervous is fidgetiness of the legs, at times preventing sleep. In addition to Tarentula, the following remedies may be studied in this relation.

Zinc induces moving of the feet for hours after retiring, even continuing in sleep.

Asafoetida has several times relieved restlessness, as has also *Ammonium carb.*; *Actea rac.* has already been mentioned.

Arsenic, so useful in stubborn cases of chorea, has the following: Uneasiness in the legs; has to change the position of his feet all the time, or to walk about for relief.

Mephitis has relieved uneasiness in the legs, as if they would become insensible.

Sticta pulmonaria has produced a sensation as though the legs were floating in the air. One prover became so lively, that she lay down on a lounge and began to kick, exclaiming that she felt as if she wanted to fly away. This excitability reminds us of the desire which Tarentula causes to jump. [Compare *Stramonium*, *Agaricus*, *Cicuta*, *Natrum mur.*, which latter has: jumping high up, regardless of near objects. *Hyoscyamus* and *Crocus*.]

Asarum induces a feeling as if the body was hovering in the air. It also causes shivering and coldness from any emotion. But it offers no essential similarities with Tarentula, though it does offer some slight resemblance to Theridion. For it so affects the nerves that, like the latter, noises become intolerable. Still the distinction is evident. *Asarum* is so sensitive, that on merely thinking of the scratching of silk, and, nervous-like, the patient is continually impelled to this thought, a thrill runs through her.

Although I have tabulated several drugs as bearing symptomatic resemblance to the Spiders, only the following hold any intimate relationship:

Ignatia, *Moschus*, *Actea rac.*, *Agaricus*, *Stramonium*, *Belladonna*, *Magnesia Mur.* (the latter in uterine cramps).

TARENTULA CUBENSIS.

The Tarentula Cubensis, the hairy spider, causes a perfect picture of carbuncle even to the sloughing. It may be used effectually when

there are great prostration and diarrhoea with intermitting fever of evening exacerbation. In relieving the atrocious pains accompanying this condition, it acts almost like magic. It should therefore be compared with *Lachesis*, *Anthracinum*, and *Silicea*.

ARANEA DIADEMA.

Aranea was suggested by Grauvogl as one of the remedies for what he called the hydrogenoid constitution, this being a constitution which could not tolerate moisture. Under Aranea, all the symptoms are worse during damp weather or from dwelling in damp localities. Especially is this true with what we may call chronic intermitting fever, for which Aranea is the remedy when the symptoms are aggravated during every change to damp weather. The patient may feel very comfortable on a sunny day, but as soon as it becomes damp then he gets sick. During this aggravation, he complains of chilliness, followed by little or no fever. The chill is apt to be typical, occurring at the same hour every other day, every week, or at some regular period. You find also that the spleen is enlarged and the patient is subject to hæmorrhages. The patient may or may not have been previously treated with quinine.

Cinchona and *Chininum sulphuricum* are both very similar to Aranea diadema in the periodical return of symptoms. They are both indicated in cases of swollen spleen, and of ague from living in damp places, etc.

Cedron, of which it has been asserted that it will relieve the bite of the rattlesnake and modify hydrophobia, may also be regarded as an analogue of Aranea diadema and of the spider poisons generally. It is said to act best in nervous, excitable and even voluptuous patients, especially females. The febrile and neuralgic symptoms return with clock-like regularity. It is used in ague contracted in warm countries, or in low, marshy land, in which latter respect it offers some similarity to Aranea. But the former remedy has won favor mainly in hot climates, while the latter works well in chills contracted in cold and wet localities. The chill predominates, heat being slight or wanting. In Cedron, on the contrary, there is congestion to the head, flying heat in the face alternating with chill, and dry heat, with full, quick pulse.

Aranea also cures diarrhoea, and these patients are often troubled with this disorder. The stools are watery, and are associated with great rumbling in the bowels, as if considerable fermentation were going on within. The sleep is restless, and the patient, on awaking, has a symptom which is quite common to all medicines that affect the cerebro-

spinal nerves, and that is, *some part of the body feels as if it were swollen*. For example, on awaking from sleep, the arms or hands feel as if they were enormously large, far larger than natural.

Aranea is useful in toothache, especially worse in damp weather, and also as soon as the patient gets into bed. Here it reminds you of Mercurius.

There is a symptom of Aranea which I have not had the opportunity of observing in practice, and that is numbness of the parts supplied by the ulnar nerve.

Aranea also attacks the bones. It is especially indicated in disease of the os calcis, when the patient complains of boring, digging pain in that bone. This may be due to a simple periostitis, or it may be associated with caries. Sometimes there is a sensation as if the bones felt like ice. This is purely subjective.

Theridion Curassavicum.

Theridion compares with the *Tarentula*, in headache, nervousness, hysteria. According to provings, there is a similar restless, busy state; he desires to occupy himself, though he finds pleasure in nothing. But there is a strong distinctive characteristic in the sensitiveness to noise. This qualifies the vertigo, headache, and even the gastric ailments. Vertigo and nausea, worse when the eyes are closed, from motion and from noise. Every sound penetrates the teeth. Every penetrating sound and reverberation penetrates through the whole body. Headache worse if others walk over the floor. We have relieved most intense headache with the *Theridion*, when this hypersensitiveness was present, as well as nausea and aggravation from motion. The general accompaniments are true spider-effects: weakness, trembling, coldness and anxiety. Hysteria, too, has yielded to the *Theridion*; time passes too quickly; hilarity; talkativeness; feels as if her head did not belong to her, as if she could lift it off. Luminous vibrations before the eyes. Sensitive to light; if she looks into the light, dark vibrations are produced; double vision. Faints after every exertion. Anxiety about the heart, with sharp pains through the left chest, or to the left shoulder. Bites the point of the tongue during sleep,—all with weakness, chilliness; or easily excited, cold sweat. Nausea and vanishing of thoughts, greatly intensified by closing the eyes.

Theridion is very similar to *Spigelia*, which has sharp neuralgic pains over the left eye. Under *Spigelia*, however, the pain comes up from the nape of the neck, and over the head, then settling over the

left eye. The Spigelia sick headache is very apt to follow the sun, beginning in the morning, reaching its acme at noon, and gradually subsiding at sunset. The antidote to Theridion when it causes this headache is *Moschus*.

Another use you may make of Theridion is in the sea-sickness of nervous women. They shut their eyes to get rid of the motion of the vessel, and they grow deathly sick.

The spine is very irritable. We have what is known as spinal irritation. Examination reveals great sensitiveness between the vertebræ. So great is this hyperæsthesia that the patient sits sideways in a chair, in order to avoid pressure of the back of the chair against the spine.

A rather peculiar employment of Theridion, but one which I think I have had occasion to confirm, is its use in *phthisis florida*. It is claimed that the drug tends to stay and, in some cases, stop the fearful progress of this fatal affection. One symptom I know is good, violent stitches high up in the left chest through to the back. Dr. Baruch succeeded in removing this symptom with the Theridion after other physicians had utterly failed.

Myrtus communis and *Pix liquida* vie with Theridion in pains in the upper left chest. The first has pain through to the shoulderblade, a symptom which it often relieves even in consumptives. Pix selects a spot at the third left costal cartilage, where it joins with the rib. [If it fails, consult *Anisum stellatum*, which affects *either* side at the third rib.] Râles, through the lungs and muco-purulent sputum, are further symptoms of the tar.

Dr. Baruch has also made use of Theridion in scrofulous diseases of bones, particularly after Sulphur, Calcarea, Lycopodium and the ordinary remedies have failed. I think that it may even cure ozaena with caries since it attacks the bones and so often removes the following: Discharge from the nose, yellowish or yellowish-green, thick and offensive.

LECTURE VII.

CANTHARIS.

THE remedy which I propose to bring before you for study to-day is *Cantharis*, the so-called Spanish fly. It is my purpose to speak of the more important symptoms produced by the drug, comparing it superficially with quite a number of others having effects similar to it. First of all, for sake of completeness, let me give you notes on two other drugs, the *Lyttia vittata* and the *Cantharis strygosa*. The first of these is the potato-fly, not the potato-bug, the pharmacopœial name of which is *Doryphora*. The potato-fly acts much like *Cantharis* when applied to the skin. It produces first a dermatitis, which is soon followed by the formation of vesicles. The affected parts become red, almost erysipelatous in appearance. The vesicles finally rupture, leaving an ulcerated surface. Finally, death of the part may ensue.

The *Cantharis strygosa* is a species of *Cantharis*, which infests the cotton plant. This, too, has vesication for its characteristic.

There are other varieties of this *Cantharis*, among which are the *C. cinerea*, *C. marginata*, *C. atrata*, *C. nuttalli* and *Mylabis cichorii et Phalateria*; these last two being imported from China.

Cantharis or Spanish fly has long been used by allopaths as a counter-irritant; when applied to any part of the surface of the body, it excites a violent inflammation. This inflammation begins, of course, with erythema, rapidly advancing to vesication. The blisters thus formed are filled with a yellowish-white serum. As the inflammation progresses, they enlarge, and their contents assume a purulent character. Finally, death of the part ensues, presuming, of course, that the application is continued long enough. At other times, large blisters termed bullæ may form. These are sometimes as large as a silver half-dollar. They are raised above the surface, and are filled with a fluid which is excoriating. *This irritating property of Cantharis is the foundation-stone of the whole proving.* The pains incident to this kind of inflammation are, of course, very severe. They are of a burning character. At times when the nerves seem to be implicated in the inflammatory process, there will be sharp lancinating pains along the course of the nerve.

Still Cantharis is not the only drug that has these highly irritating effects when applied to the skin or taken internally.

Thus from external use the following will, sooner or later, cause vesicles to develop on the skin: Varieties of *Cantharis*, *Formica*; varieties of *Rhus*, *Anacardium orientale et occidentale*; Ranunculous plants, as *Clematis*, *Ranunculus bulb.*, *Ranunculus sceleratus*, *Pulsatilla*, *Aconite*, *Caltha*, *Helleborus*, *Actea spic.*, Araceæ, especially *Arum mac.*, *Arum tri.*, *Caladium*; *Pix*, *Terebinthina*, *Thuja*, *Nux juglans*, *Chininum sulph.*; several species of plumbago; *Allium sat.*; Euphorbious plants, particularly *Croton tig.*, *Hura*, *Euphorbia corol.*, *Euphorbium offic.*, *Mancinella*, *Sinapis*, *Piper nigrum*, *Capsicum*, *Mezereum*, *Thapsia garganica*, *Chloral*, *Cotula maruta*, *Drosera*, *Podophyllum*, *Chimaphila*, *Oleander*, *Chelidonium*, *Cochlearia arm.*, *Veratrum album*, *Camphor*, *Picric acid*, *Ammonium causticum*, *Calcarea caustica*, *Sulphur*, *Sulphuric acid*, *Kali sulphide*, *Nitric acid*, Arsenic preparations, *Carbolic acid*, *Mercury*, *Cuprum arsenicosum*, *Antimonium tart.*, etc.

Rhus tox. and *Anacardium* cause vesication, with much redness of the skin and infiltration. The latter adds loss of appetite and other gastric symptoms as essential concomitants. The former causes red skin and numerous vesicles surrounded with a red rim from infiltration. A well-defined advance-line of inflammation marks the progress of the disease. The predominant sensations are itching or tingling; while in *Cantharis* burning and smarting as from salt are leading sensations. The latter, in some cases, when topically employed, induces an eczematous eruption around the plaster, and in others the vesicated surface assumes a soft, pultaceous, almost gangrenous appearance; but the skin is not the reddish-brown of *Rhus*.

Croton tiglium gives rise to myriads of small, terribly itching vesicles on a red base. When the genitals are attacked, there is pain on urinating, and some of the blisters become large, others break, leaving a red, moist surface. The vesicles may develop into pustules, which finally break and form grayish crusts.

Hura Brasiliensis, a near relative of the former, also produces red vesicles. Both of these remedies cause a tension of the skin, a hide-bound feeling, which is best confirmed in *Croton*; but *Hura* carries this feature into its vesication, for the blisters become so tense that, on opening, their serous contents fairly burst forth. A characteristic of this remedy is a sensation as of a splinter under the thumb-nails. The eruption prefers projecting portions of bone, as the skin over the malar bones.

Formica locally applied sets up inflammatory redness, with itching and burning, slight exudation and desquamation. The urine is albuminous and bloody, and there is much urging to urinate.

Clematis crispa is food for the Spanish fly. The *Clematis erecta* we know irritates the skin to the production of burning vesicles, which pustulate and discharge a yellowish corrosive ichor. Urine is discharged in drops, or intermittingly, from a narrowed urethra.

Ranunculus bulbosus and *Ranunculus sceleratus* act similarly. In the former, the vesicles may become blue-black, or they may discharge a secretion, which becomes horny. The latter raises blisters, which leave a raw surface with acrid discharge, and resembles *Cantharis* in pemphigus. In blueness, *Ranunculus bulbosus* rather resembles *Lachesis*; the latter causes deep-seated bluish blisters (which appear after scratching). In horny crusts, it resembles *Antimonium crudum*.

The several species of Spurge have caused vesication. And the variety called *Euphorbium officinarum* has been employed in vesicular erysipelas; red cheeks, covered with yellow vesicles as large as peas (from an application of the juice); violent fever. Like the Hura, this plant and the *Euphorbium cyparissias* have an affinity for the malar region. *Cantharis* attacks the surface of the nose (like Graph.) *Euphorbia pepus* also attacks the nose, as well as cheeks.

Mancinella is so irritating, that even the water dropping on the skin from the leaves may raise blisters; but the accompanying erythema far exceeds that of *Cantharis*. It resembles the blush of scarlatina, and has been used in that disease.

Thapsia garganica, an umbelliferous plant, closely resembles Croton. It, however, causes more pustules, and these fill rapidly with pus.

Mezereum develops numerous small vesicles, with intolerable itching; but the secretion quickly forms into thick, high scabs, from beneath which, an acrid pus oozes.

Capsicum, *Camphor*, *Terebinthina*, *Pix* and *Piper nigrum* vesicate very slowly. Several of them are used rather as rubefacients. The first may be distinguished by the fact that the blisters appear on surfaces which have been wet with sweat, and the sensation is a pungent burning, while in the fly it is a smarting burning as from salt.

Camphor, topically, causes an erysipelatous dermatitis with bright redness, and, eventually, blisters (from concentrated solution). We generally think of it when there has been a retrocession of skin disease, with its well-known symptoms of collapse and convulsions.

Pix and *Terebinthina* cause violent itching, especially the former.

The skin becomes cracked under Pix, with sleeplessness, and bleeding when scratched.

Potash preparations favor more a papular than a vesicular eruption, the latter form being mediate between the papule and the pustule. *Kali sulphide* and *Kali nitricum* develop papular vesicles when locally applied. *Kali bromatum* causes vesicles about the hair follicles (from internal use). *Kali bichromicum* induces an eruption, which presents a vesicle with depressed centre; it suppurates, and on healing leaves a cicatrix. *Kali hydriodicum* causes papular vesicles (from internal use); the resulting vesico-pustules contain minute quantities of iodine. None of these, therefore, resembles the superficial blister of the fly.

Chloral is capable of producing several forms of eruption. Its vesicles are surrounded with a marked capillary hyperæmia.

Chininum sulphuricum has caused an erythematous appearance strongly resembling scarlet fever; but it also forms confluent vesicles, which ulcerate or dry into crusts. Pemphigus, also, may appear.

In pemphigus, Cantharis compares with *Causticum*, *Rhus*, *Ranunculus sceleratus*, etc. The following have induced this form of eruption, and deserve a trial: *Caltha*, *Nitric acid*, *Copaiva*, *Sulphuric acid*, *Chininum sulphuricum*, *Carboneum oxygen*.*

* In *Caltha*, the bullæ are surrounded by a ring, and itch a great deal. On the third day they are transformed into crusts.

Copaiva affects mucous membranes, then the stomach and bowels, and later, the skin. A red, miliary rash forms on a red base; urticaria; pemphigus, with excessive offensive discharge.

Carboneum oxygen is prone to excite vesication along the course of nerves (sciatic, trigeminus, etc.), and hence resembles herpes zoster—a disease which Cantharis has occasionally cured. It also causes "large and small vesicles of pemphigus."

Cantharis has a most remarkable affinity for the urinary organs. Marked symptoms of the kidneys and bladder may even result from the use of the drug externally. The same is true when the drug is taken internally. Let us now look at some of its symptoms. We find dull aching pains in the region of the kidneys. At other times violent cutting, burning pains extend from the kidneys down either ureter to the bladder. The parts externally over the region of the kidneys are very sensitive to touch. There is persistent and violent urging to urinate. Often, too, these cutting pains extend along the spermatic cords to the testicles and down the penis; attended by drawing up of the testicles. At other times, there is irritation in the glans penis, ex-

hibited in children by frequent pulling at that organ. This pain in the glans penis may not be of an acute nature, but may be simply an uneasy, uncomfortable sensation. When in children, you notice this symptom, *Cantharis* is generally indicated; at other times, you may think also of *Mercurius solubilis*; of course, the symptom may be a habit which the child has been allowed to practice. That, of course, does not call for these remedies.

Coming to the bladder itself, we find here, too, extreme superficial sensitiveness over the hypogastrium (especially when the bladder is distended with urine), and almost unbearable tenesmus vesicæ. Sometimes the patient will have the desire to urinate every two or three minutes. The urine does not pass freely or copiously, but dribbles away in drops, with burning, cutting pains, almost setting the teeth on edge. The pains could not be worse if the urine were molten lead. This burning and urging continue after urination, so that the poor sufferer is really in constant torture. Exacerbations come on every few minutes as endeavors to urinate become too urgent to resist. The urine itself shows changes in its composition. Blood is more or less thoroughly mixed with it, according to the part of the urinary tract from which the hæmorrhage proceeds. The urine, however, is of a deep red color, independently of its containing blood, and deposits a sediment of mucus. Fibrinous casts of the lining membranes of the parts through which it passes, the tubules of the kidney, the ureters and the bladder, are observed under the microscope.

This is the picture of the effects of *Cantharis* as they attain their maximum. From these extreme symptoms, you have all grades of severity down to the slightest irritation at the neck of the bladder, with aggravation after micturition.

Sometimes we find an urethritis with the urinary symptoms I have already mentioned, and a gonorrhœal discharge of mucus or of purulent matter.

Now these symptoms characterize *Cantharis*, and indicate it in quite a variety of affections. You would expect it to be of use in inflammation of the kidneys; particularly in acute inflammation of one or the other of these organs rather than in chronic Bright's disease.

We find, too, that *Cantharis* is a valuable remedy in the passage of renal calculi, especially when the pains are very violent. It has been stated in controversy that it was nonsense to talk about relieving the pains from the passage of renal calculi by homœopathic medication. The ureter is a narrow tube and the stone is frequently large, and it is

said that this cannot be passed without pain. This is a mistake. The indicated remedy may so lessen local irritability, that the pain attendant on the passage of renal calculi may be greatly modified.

Often, you find Cantharis indicated in gravel in children, when they have this irritation extending down the penis, with almost constant pulling at that organ.

Cantharis you will find indicated in acute cystitis more frequently than all other remedies put together.

It is also indicated in hæmaturia of inflammatory origin.

It also has a secondary action producing retention of urine, an effect due to the severity of the preëxisting symptoms.

In gonorrhœa, Cantharis is indicated *when there is most intense irritation*, not a simple discharge with the necessary burning smarting and tingling, etc. Chordee is present. There is marked sexual erethism. It is also indicated in cases in which the disorder has been suppressed by the use of injections, and the disease involves the neck of the bladder.

Now, a word in relation to the remedies acting on the urinary organs in a manner similar to Cantharis.

Cannabis sativa is very similar to Cantharis in its urethral phenomena. It has the same yellow purulent discharge from the urethra. There seems to be more burning and smarting under Cannabis, while there is more tenesmus under Cantharis. The glans penis is dark red and swollen. Chordee may be present. *Cannabis sativa* may be indicated in simple acute nephritis, but it is not likely to be of much use in Bright's disease of the kidneys. It has, however, drawing pain in the region of the kidneys, extending into the inguinal glands, with anxious nauseous sensation in the epigastrium.

Cannabis indica is much used in Asiatic countries. It produces the most wonderful mental phenomena, far exceeding Opium in its effects. The two central points of the mental phenomena of this Cannabis indica are delusions as to distance, and as to time. Time and space seem to be greatly extended. For example, the patient tells you that he is hungry, that he has eaten nothing for six months, when the dishes from which he has just partaken are yet by his bedside; or, on looking out the window he tells you that objects, but a few feet off, are many yards distant. But it is the urinary symptoms of Cannabis indica that concerns us more particularly just now. It is very similar to Cantharis, and is said to be even superior to that drug for gonorrhœa when the chordee is well marked. In renal disease, Cannabis is indicated when uræmia sets in,

attended by severe headache, with a sensation as if the vertex was opening and shutting. If delirium appears, it is associated with the delusions respecting time and space just referred to.

Equisetum hyemale is a plant growing in water. It contains a large quantity of silicic acid. It acts very similarly to *Cantharis* on the kidneys and bladder. There are, however, less escape of blood and less tenesmus vesicæ than may be found under *Cantharis*. The urine is less scalding and does not contain so many fibrinous flakes. *Cantharis* is not called for as often as *Equisetum*, when there is an excess of mucus in the urine. The bladder is tender and sore, with severe dull pain, which does not lessen after urination. There is constant desire to urinate, sometimes with a feeling of distension in the bladder and with profuse urination. During urination, a burning pain is felt in the urethra. *Equisetum* has won most favor in enuresis. It has proved curative in these cases even when vesical irritation is marked, especially in women, and the urine contains blood and albumen.

Linaria is another drug which has produced and cured enuresis with frequent painful urging to urinate, causing the patient to rise at night.

Eupatorium purpureum is similar to the *Equisetum* in vesical irritability of women, for which condition it is used by Dr. Richard Hughes, of England. It causes frequent and painful urging with either excessive or scanty flow of high-colored urine containing mucus.

Petroselinum, one variety of the parsley, is a very handy remedy when indicated. It is indicated by the sudden urging to urinate. In the case of a child, it will be suddenly seized with the desire to urinate. If he cannot be gratified immediately, he will jump up and down with pain. You will find *Petroselinum* useful in gonorrhœa with this sudden urging and strangury. *Cannabis*, *Cantharis* and *Mercurius* have all that sudden urging to urinate, but it is strongest under *Petroselinum*.

Clematis erecta is to be selected when there is mucus in the urine, but not pus; when the urine flows by fits and starts, or the patient has to wait a long time before his efforts to urinate are successful, with intense pains along the urethra at the glans penis. *Clematis* is to be thought of in the beginning of inflammatory stricture. It will cure the trouble then, but not when it has become fully developed.

Conium is useful in urethral and bladder diseases, when there is pus in the urine. Otherwise it is like *Clematis*. It has "passage of the urine by fits and starts."

Doryphora is indicated in urethritis in children under ten years of

age, when the trouble has been provoked by local irritation. In these cases, think also of *Hyoseyamus*.

Capsicum is sometimes useful in gonorrhœa, especially in fat persons of lax fibre and of rather indolent disposition. The discharge is of a thick yellow character. The patient complains of fine stinging pains in the meatus urinarius, and stitches in the urethra between the acts of micturition.

Copaiva and *Cubeba* have been so abused by allopaths that I think we are too apt to neglect them. *Copaiva* causes a urethritis with burning at the neck of the bladder and in the urethra. The discharge is of a milky color and of corrosive character. The meatus urinarius is tumid and inflamed.

Cubeba causes cutting and constriction after micturition. The discharge is of a mucous nature. Both *Copaiva* and *Cubeba* are useful in the irritation attending thickening of the lining membrane of the bladder. Neither remedy has as violent an action as has *Cantharis*.

Thuja gives us symptoms of continued or oft-repeated gonorrhœa. The patient has continued desire to urinate. The urging is violent, yet he passes only a few drops of bloody urine at a time; or, if these do not pass, there is intense itching. The urethral discharge is thin and green. Warty excrescences appear on the genitals and about the anus. At night there are painful erections which drive away sleep. In *Cantharis* the erections prevent urination; this is not the case in *Thuja*.

Argentum nitricum follows *Cannabis* in gonorrhœa when the discharge becomes purulent and the urethra feels sore and swollen.

Mercurius solubilis and *corrosivus* follow when the discharge becomes worse at night and is green and purulent. The corrosive mercury causes the more violent tenesmus, burning and swelling, hence it is very similar to *Cantharis*. The meatus urinarius is very red. *Mercurius solubilis* has more burning between micturition than has *Cantharis*.

Chimaphila, too, has been found useful in such cases. It produces frequent urination at night with increasing debility.

In irritation of the neck of the bladder, you may use quite a number of remedies, some of which I shall mention:

Erigeron, with or without bloody urine.

Pulsatilla is indicated when micturition is followed by cutting pains and there are pressure and soreness over the pubes.

Under *Ferrum phos.* the symptoms are worse the longer the patient stands, and better after urination.

The *Digitalis* patient finds relief on lying down, as that position relieves much of the pressure from the neck of the bladder.

This brings to my mind *Berberis vulgaris*. This suits when there is kidney affection, with sharp stitching pains radiating from the renal region in all directions, particularly downward and forward, filling the whole pelvis with pain. There are pains in the loins and in the hips. The urine when passed is more slimy than is the *Pareira brava* urine, and deposits copiously a loamy sediment having a yellowish turbid appearance. *Berberis* is an excellent remedy in case of stone in the pelvis of the kidney or in the ureter. Now, you see the difference between the two remedies. *Pareira* has pain going down the thighs, *Berberis* only in the hips and loins.

You may expect to be called upon to use *Camphor* when strangury, retention of urine, etc., have resulted from the abuse of *Cantharis*.

In some cases *Kali nitricum* may be substituted for *Camphor* when renal symptoms have been produced by *Cantharis*.

Apis, too, is stated to have relieved the cystitis caused by the Spanish fly.

Aconite frequently suits the incipency of renal and cystic affections, which, unmodified, progress into a *Cantharis* condition. The urging to urinate, the dysuria and hæmaturia are accompanied by an anxious restlessness and high fever altogether different from the expression of *Cantharis*.

Just as *Cantharis* acts on the tissues, producing inflammation, so does it excite the brain. Thus we find the patient violent at times, with paroxysms of rage, tearing clothing and biting at any one who approaches him. He barks like a dog. The slightest touch aggravates the symptoms, as does also any dazzling object as a looking-glass or glass of water. These symptoms greatly resemble those of hydrophobia.

They also point to *Cantharis* as a remedy useful in puerperal convulsions and inflammation of the brain. The eyes are bright, the pupils widely dilated, and the face is pale or yellowish, and bears an expression of deep-seated suffering.

These symptoms indicative of inflammatory action in and about the brain, find their nearest concordant in *Belladonna*, which has the majority if not all the symptoms above mentioned. The intolerance of water even is present under *Belladonna*. The difference between the two remedies is found in the expression of the face, *Belladonna* having a bright red face with throbbing carotids; *Cantharis* usually exhibiting a face that is pale, yellow, and wrinkled, with a constant frown and ex-

pression of extreme suffering. Almost always when Cantharis is the remedy you find dysuria present.

Camphor and *Arsenicum* are also nearly related to Cantharis. In all three of the drugs the anxiety, restlessness, and the suffering face indicate the severity of the disease or sinking of the vital forces.

Arsenicum closely resembles Cantharis in violent inflammations, with intense burning, agony, thirst, and subsequent collapse. The two drugs may also meet in uræmia. *Arsenicum*, however, lacks the sexual erythism, and its delirium is associated with a tendency to self-mutilation or to suicide. The patient exhibits fear of death, restlessness often alternates with the stupor.

Camphor, like Cantharis, causes delirium, convulsions, sexual mania, priapism, strangury, internal burning with external coldness, hyperæmia or inflammation of internal parts, as brain, stomach, bladder, etc. The coldness, and sinking of vital forces in *Camphor*, are usually regarded as its most characteristic effect, the symptoms of excitement being reactionary. In Cantharis, on the contrary, the principal effects are those of excitement, coldness expressing the result of its prolonged or continued action. Practically, you may decide for *Camphor* when delirium, mania, or convulsions exist with coldness and extreme prostration, especially if caused by a suppressed eruption.

On the mucous surfaces, we find Cantharis causes just as violent an inflammation as it does on the skin. We find it indicated in inflammation of the throat of a diphtheritic character, accompanied by severe burning and raw feeling in the throat, great constriction of the throat and larynx, this constriction amounting almost to suffocation on any attempt to swallow water. By the way, even the bladder-symptoms are aggravated by water. It seems as if the sight of water brings about a constriction of the sphincter muscles. Cantharis has been used very successfully in diphtheria with these throat symptoms and the dysuria present, and when the debility is very marked.

While *Belladonna* has constriction of the throat, worse from swallowing liquids and intense inflammation of the throat, it lacks the burning, vesication, etc., so characteristic of the Spanish fly.

Much more nearly related to Cantharis in its throat symptoms are *Mercurius corrosivus*, *Arsenic*, *Arum triphyllum*, *Difffenbachia*, and *Capsicum*.

On the alimentary tract, we find Cantharis producing inflammation of the stomach with the same character to the symptoms already mentioned, rawness, great thirst with aversion to drinks and vomiting.

It is of use in dysentery. The discharges are bloody and slimy, and are mixed with flakes that look like scrapings of the intestines. These, I believe, are not really portions of the bowel or pieces of the mucous lining, but are fibrinous formations, resulting from the inflammation. Tenesmus is marked and is almost always associated with dysuria. The pains in the abdomen are colic-like, doubling the patient up. They are of a cutting, burning or lancinating character.

In dysentery, *Cantharis* has several concordant remedies. One of these is *Colocynth*, which has colicky pains, doubling the patient up. The stools are bloody and slimy, and are made worse by any attempt to eat or drink. They also contain the so-called scrapings of the intestines. *Colocynth* differs from *Cantharis* in this; these colicky pains under *Colocynth* cease after stool, and the patient is relieved by bending double and by pressing firmly against the abdomen. Looking at the two remedies from a pathological stand-point, *Cantharis* has more inflammation and *Colocynth* more nervous symptoms.

Another remedy very similar to *Cantharis* is *Colchicum*. This remedy has tympanitic distension of the abdomen. The discharges from the bowels are composed of white jelly-like lumps, and are followed by violent tenesmus and constriction of the anus, tormenting the patient more than the urging during stool.

Another concordant remedy is *Capsicum*, which is good for dysentery occurring in moist weather. It is best indicated in stout flabby persons. The pains and other symptoms are increased by the slightest draft of either warm or cold air. The drinking of water causes shuddering and increases the pains.

Sulphur you will find best adapted to chronic or persistent cases; especially when the tenesmus continues from one evacuation to another, (here it is like *Nux*), or when the blood and tenesmus have abated, but the stools are still slimy, with frequent sudden urging.

Zincum sulphuricum has several times cured subacute cases of dysentery. The pains are referred to the sides of the abdomen, probably in the colon.

Kali bichromicum follows *Cantharis* when, though the "scrapings" continue, the discharges become more jelly-like.

We have yet to speak of *Cantharis* in its action on the sexual organs. *Cantharis* inflames the sexual appetite, producing a violent almost insatiable desire for coitus, with erection so violent and so persistent as to amount to priapism. Even sexual intercourse does not always reduce the erections. These symptoms indicate the drug in chordee during

the course of gonorrhœa. They also point to its use for uncontrollable passion, whether the result of mental disease or not.

This priapism of Cantharis should not be confounded with that of a new drug, *Picric acid*. Under this remedy the priapism is associated with spinal disease, as myelitis, meningitis or locomotor ataxia. Erections are violent, the penis is distended almost to bursting.

Cantharis also acts on the female genital organs, producing nymphomania, for which condition it may be one of the remedies.

We may also make use of Cantharis in labor. The drug has the property of expelling moles and other foreign materials from the uterus. We may make use of this effect in cases of retained placenta, either after labor at full term or after a miscarriage.

Cantharis is a useful remedy in erysipelas, especially when of the vesicular form. The erysipelatous inflammation begins on the nose, either with or without vesicles. It then spreads to one or the other cheek, with formation of vesicles which break and discharge an excoriating fluid.

Graphites also has erysipelas, commencing on the nose. It is better adapted to the chronic disease.

Cantharis should be remembered as of use in burns about the face when blisters form, and cosmoline is offensive to the patient.

In burns you may compare Cantharis lotion with *Sapo soda*, *Soda bicarb.*, *Arsenic*, and *Carbolic acid*,—the last named when the affected parts ulcerate.

LECTURE VIII.

HYMENOPTERA.

FROM the order Hymenoptera, we derive *Apis mellifica*, *Vespa*, *Crabro*, *Formica rufa*, and *Bombus*. The local effects of the poisons from these insects are well known. The skin becomes red and swollen, with burning pain; finally even sloughing may ensue. In susceptible persons, or after the inception of considerable quantities of the poison, general symptoms may develop, such as fainting, prostration, chills, and coldness; great restlessness, or insensibility, and even death may result.

The stings of neuter and female ants (*Formica*, not *Termites*, which latter are neuropterous) contain a poison, the chief ingredient of which is called Formic acid. This highly irritating acid is also found in the glands attached to the hairs of stinging nettles, in some caterpillars and in old oil of turpentine.

APIS MELLIFICA.

For this remedy, we have two names, according to the manner in which the preparation is made. It is either *Apis mellifica*, the honey-bearing bee, or *Apium virus*, the poison of bees. The original preparations of the remedy were made in this manner: A large white dish was placed under a bell jar, in which there was a perforation through which a stick was inserted. Several hundred bees were then placed beneath the jar. The stick was then moved about, and, irritating the bees, caused them to sting the jar and the dish. After a while, the bees were allowed to escape, and on the bell jar and plate were seen numerous specks. Alcohol was poured over these, and thus we obtained a powerful extract of the poison of the bee. This is *Apium virus*. Subsequently the whole bee was used. Triturations were made of the entire insect. Thus we obtain *Apis mellifica*. The symptoms of the two preparations have not been separated. *Apis mellifica* is a comparatively new remedy, and is an invaluable acquisition to our materia medica. In order to understand its symptomatology, let us look at its toxicology. Take, if you choose, a sting on the hand or finger as an illustration. Just after the sting, which causes a sharp sticking or

burning pain, there commences, quite promptly, swelling of the part, which swelling at the start is extremely sore. The part feels as if it had been bruised or pounded. The swelling at first is of a rosy pinkish hue. It spreads very rapidly; the pains become intense. They are of a burning, stinging, or shooting character, seldom throbbing. Heat of the part increases with the burning and stinging pains. This may end very speedily in resolution or it may go on. If it pursues the latter course, you will notice that this redness, this rosy appearance becomes more intense, in fact assumes an erysipelatous appearance. Still later, it changes its color and takes on a pale but bluish hue, the swelling pits on pressure showing that the parts are œdematous. After a while, if the condition of the system is such as to permit, gangrene of the part takes place. The inflammation produced by Apis is not then of a sthenic type. It is not, for instance, such as would be cured by *Aconite*, quick, sudden swelling of the part coming on rapidly and ending in resolution; not such as would be cured by *Belladonna*, bright red swelling with throbbing pains, but ending either in resolution or suppuration; but it is such as goes on to destruction of tissue. In one case where the sting was on the hand, the patient suffered also from a carbuncle on the back of the neck.

Apis attacks the vital forces as is shown by the following characteristics of the drug: The patient feels strangely as if about to die and yet there is no fear of death, thus differing from *Aconite* and *Arsenicum*; the brain is tired as if gone to sleep; prostration even to faintness as after exertion; the body feels bruised; nervous trembling; great prostration as in diphtheria, even in the beginning of the disease; delirium low and muttering; sensorial apathy; a happy expression; tongue can hardly be protruded; face expressive of anxiety as from visceral disease; loss of consciousness especially in eruptive diseases; the mind is weakened; awkwardness, lets fall what she is carrying and laughs in a silly manner at the mishap.

Apis, may be employed in states of mind resembling hysteria. The fidgetiness, restlessness, excitability, and ill-timed laughing, together with fickleness at work, have led to its successful use for nervous girls. In addition, it has been observed that they are awkward, dropping things, and then laughing in a silly way at their clumsiness. The sexual passion is too active, and they are prone to jealousy.

The confusion of mind and unconsciousness just noted indicate the remedy in severe adynamic forms of disease, such as malignant scarla-

tina, diphtheria, typhoid fever, etc. Also a complete stupor after apoplexy is said to have yielded to it when *Opium* failed.

In scarlatina, the fever runs high, and the attending restlessness is one of nervous agitation. Mouth and throat are very red, with blisters on the borders of the tongue; and swollen puffy fauces; burning stinging, and a scalded, raw feeling in mouth and throat. The skin pricks as from needles, the rash being interspersed with a miliary eruption. There is always puffiness of some part of the surface. Prostration is early. Urine scanty or suppressed. High fever and drowsiness.

In typhoid fever the delirium is of the muttering kind. The weakness is so great that the tongue is protruded with difficulty, and the muscles are so relaxed that the patient slides down in bed. The tongue is blistered, dry, cracked, and even ulcerated. Very important is the soreness of the swollen abdomen to touch.

In meningitis or in meningeal irritation, *Apis* holds a prominent position as a curative agent. It is often the remedy, no matter what the ailment, when shrill outcries in sleep lead to the suspicion of cerebral irritation. Such cases frequently begin with the nervous fidgetiness so characteristic of the bee-poison, and advance to more serious conditions. In tubercular meningitis, or in acute cerebral effusions, a suppressed or undeveloped eruption is a good guide to the choice of *Apis*.

We may profitably compare *Apis* here with: *Belladonna*, *Helleborus*, *Arsenicum*, *Bryonia*, *Zinc*, *Sulphur*, *Cuprum*, *Glonoine*, *Lachesis*, *Rhus*, *Hyoscyamus*, *Natrum mur.*, *Bovista*, etc.

Belladonna is doubtless frequently employed when *Apis* would suit better. A little care, however, will enable the practitioner to distinguish the fidgety nervousness of the latter from the more intense cerebral irritation of the former. The congestions of the former are more violent, with throbbing of the carotids, injected red eyes; and a drowsiness, broken by starts and frightened outcries. The adynamia is much less than in the *Apis*. If the disease is scarlatina, the rash is smooth and bright red, not miliary. The skin is hot and the face red, or in some cases pale; but not pale and œdematous as in *Apis*. The cervical glands may be swollen, but there is not the cellular infiltration, with an erysipelatous blush as in the bee-poison.

If there is meningeal irritation, *Belladonna* is needed when the symptoms are intense; *Apis* when the nervous agitation predominates, with the shrill cry, which betokens stabbing-piercing pains or excitement. In meningitis, *Belladonna* is decreasingly indicated as the symp-

toms of effusion increase; while Apis is increasingly indicated, so long as symptoms of irritation obtain and the cephalic cry is marked.

Helleborus claims precedence when the irritation of Apis gives place to mental torpor, with want of reaction. The forehead is wrinkled, the pupils dilated, and the lower jaw tends to drop; the sopor is complete. Automatic motions of one arm and one leg; forehead is bathed in cold sweat. It may bring about reaction so that another remedy will cure. In typhoid fever, they differ widely. Apis though it has great weakness, apathy, and stupor, has a dry blistered tongue and exquisite soreness of the abdomen. *Helleborus* has complete sensorial apathy, dark, sooty nostrils, slow pulse, no response to touch or pressure.

Bryonia bears some slight resemblances, especially as, like Apis, it may be needed for cerebral effusions following suppressed exanthemata. But the sensorium is benumbed, though the senses are not so perverted as in either Apis or *Helleborus*. There is a constant chewing motion; face dark red, lips parched; when offered drink, it is taken hastily and impatiently. If the child is moved, it screams with pain. Later, when the sensorial depression amounts to sopor, *Helleborus* follows well, even if the chewing motion and hasty drinking continue. Apis follows, if sopor ensues with a more shrill cephalic cry than in either of the other remedies.

Cuprum compares with Apis when meningitis results from a suppressed exanthem; but the symptoms are quite diverse. Copper causes loud screaming, followed by violent convulsions; the thumbs are clenched and the face is pale, with blue lips; eyeballs constantly rotating. If convulsions occur in the Apis case, they are less violent, consisting of restlessness and twitching of one-half of the body; the other, being lame, trembling.

Much more closely related in suppressed eruptions, is *Sulphur*. The two follow each other well.

Glonoine, like Apis, has the cephalic cry, sensation as if the head was enormously expanded, etc. Spasmodic vomiting of cerebral origin is most prominent in the former, as is also intense congestion and throbbing.

Zincum produces cerebral irritation; child awakes with fear, rolls the head; cries out and starts in sleep. Constant fidgety motion of the feet. Anæmic children, too enervated to develop an exanthem. In typhoid states, the prostration is very great, with impending cerebral paralysis. Unconsciousness, blue hands and feet, with coldness,

weak pulse, lower jaw dropped. Here the Oxide has been successfully employed.

Rhus tox., though incompatible with Apis, has many similar symptoms. In scarlatina, for instance, both suit in adynamia, swollen throat, erysipelatous inflammation of the skin of the neck, miliary rash, drowsiness, œdema. In *Rhus*, however, the eruption is darker, the erysipelas dusky red, and there is great bodily restlessness—not the fidgetiness of Apis.

Arsenicum is similar to Apis in many respects. Both have anxious change of place, fear of death, restlessness; great weakness. (See also in several instances anon.) But although irritability of mind is in both, it is more an anxiety and fear in Arsenic: more a nervous restlessness in Apis.

If they meet in cerebral affections, as possibly they may, especially in hydrocephaloid, Arsenic is to be selected by hot skin, pale and hot face. Child lies in a stupor, suddenly it twists its mouth and a jerk goes through the body; or the child lies as if dead, with half-open eyes, gum on the conjunctivæ, and no response to touch of the eyelids.

Hyoscyamus and *Lachesis* are similar in jealousy.

Natrum mur., *Bovista*, *Laches.*, *Aethusa*, *Ignatia*, *Nux vom.*, have awkwardness; the first is most similar.

I have already hinted that Apis might be of use in dropsies. The symptoms calling for it are briefly these. In general dropsies, we find it indicated by the peculiar appearances of the surface of the body. There is a sort of waxen hue to the skin; the skin has a transparent look, with a whitish or perhaps a slightly yellowish tinge. The urine is scanty, and there is almost always absence of thirst. The characteristic symptoms are the transparency of the skin and the thirstlessness. Now as to cause. Apis is especially useful in dropsies of renal origin, whether the result of scarlatina or not. The urine is scanty and highly albuminous, and contains casts of the uriniferous tubules. There is a swelling about the eye-lids. The surface of the body feels sore and bruised; in some cases, the pain is of a burning character. If the dropsy is of cardiac origin, the feet are œdematous, especially after walking. This is attended with almost intolerable soreness and burning.

Even when the dropsy has invaded the chest and we have hydrothorax, Apis may be the remedy, especially when the trouble is of cardiac origin. The patient is unable to lie down. He has the same constrictive feeling about the chest that we find under *Lachesis*. He has a dry cough which seems to start from some place in the trachea or larynx,

usually the trachea, the cough not ceasing until a small quantity of phlegm is loosened. Thus far the remedy is exactly like *Lachesis*. But *Apis* has in addition to these symptoms a mental symptom which comes from the chest, and that is a constant feeling as though he could not live. It is not that feeling of dyspnoea, but it seems to be a sort of anguish of mind that the patient cannot understand how it would be possible for him to get another breath, so great is this suffocative feeling. Often associated with these chest symptoms, the patient has a strange feeling as though he was going to die, but to distinguish it from *Aconite* in febrile states and *Arsenic* in hydrothorax, there is no fear of death.

In pleuritis with exudation, *Apis* is one of the best remedies we have to bring about absorption of this fluid. *Apis* and *Sulphur* will cure the majority of these cases.

Apis also acts on the synovial membranes, giving you a perfect picture of synovitis, particularly when it affects the knee. It is indicated when there are sharp, lancinating, stinging pains shooting through the joint, with aggravation from the slightest motion.

Bryonia affects the joints and their synovial membranes: but the pains are more stitching, with tension; better from warmth of bed, *Apis* being better from cold applications.

Iodine is useful in dropsy of the knee, and has followed *Apis* well, especially in scrofulous children (Compare also *Kali iod.*).

We have still another form of dropsy in which *Apis* is a remedy, that is, dropsy of the brain, what used to be called hydrocephalus. It is not so often indicated in the true hydrocephalus, that is when from some mechanical cause there is inflammation set up in the membranes of the brain, followed by accumulation of serum in the brain; but it is in tubercular meningitis in which this remedy is useful. *Apis* is here indicated in the first stage. The symptoms which call for it, are these: The child bores its head backwards into the pillow, and rolls it from side to side; every little while the child arouses from sleep, with a shrill, piercing cry. This peculiar shriek is due to pain. In addition to this cry, the child is usually convulsed; one side of the body is convulsed, and the other lies as if paralyzed. Strabismus shows itself. The pulse is rapid and weak, and the urine is scanty. Now there is no remedy which can do any good in this stage if *Apis* does not. In some cases, there is a peculiarity of *Apis* which I should mention, and that is slowness of action. Sometimes you will have to wait three or four days

before you notice any effects from its administration. The favorable action of the remedy is first shown by increased flow of urine.

In dropsies, Apis may be compared first of all with *Arsenicum album*, which has the same transparency of the skin, and is also of use in dropsies of renal, cardiac, or hepatic origin. The differences between the two remedies are these: First, Arsenicum has intolerable thirst, usually drinking but small quantities at a time, because water annoys the stomach. Eating and drinking cause vomiting. I have seen cases in which even a single teaspoonful of medicine provoked vomiting. The patient exhibits marked restlessness.

Another remedy for comparison is *Apocynum cannabinum*. This is much used in the West for general dropsies, for swelling of any part of the body, ascites, hydrothorax, etc., usually without any organic disease as a cause. The patient cannot tolerate any food. Food or water is immediately ejected. There is a sunken, gone, exhausted feeling at the pit of the stomach.

The next remedy similar to Apis is *Acetic acid*. This is useful in dropsies when the face and the limbs too have this waxen or alabaster appearance. It is especially indicated when the lower parts of the body, the abdomen and limbs, are swollen; hence it is useful in ascites. Thus far, it is similar to Apis. But it has thirst, which Apis has not and there is almost always gastric disturbance present, sour belching, water-brash and diarrhoea. Acetic acid is an undeservedly neglected remedy in dropsy. You see how it stands between Apis and Arsenicum. It differs from both of these remedies in the preponderance of gastric symptoms.

Now, in hydrocephalus, the most similar remedy to Apis in the stage of exudation is Sulphur. *Sulphur* is indicated more on general principles than for its particular affinity for the meninges. Tubercular meningitis cannot occur in an otherwise healthy child. There must be a diathesis at the bottom of the trouble. Sulphur helps in the same stage as Apis when Apis fails to bring about a reaction, particularly when the child is scrofulous and has other Sulphur symptoms. The child lies in a stupor, with cold sweat on the forehead, with jerking of the limbs, particularly of the legs, with spasms of the big toes and sometimes of the thumbs also. The urine is suppressed. Sulphur is all the more indicated if there had been a retrocession of some eruption before the disease had displayed itself.

Helleborus is also similar to Apis in hydrocephalus. Apis is useful while there is still some irritation of the brain as indicated by the

cephalic cry. Hellebore is indicated when torpor predominates, when the child lies wholly unconscious. The eyes do not react to light. The urine is suppressed. There is automatic motion of one side of the body. You will notice, too, a peculiar 'corrugation' of the muscles of the forehead, particularly the occipito-frontalis. In milder cases before the stupor is profound, you will find Helleborus indicated by these symptoms; This corrugation of the muscles of the forehead is present, together with a constant chewing motion of the mouth. The child seems to have no wants. It asks for nothing; yet, when given water, it drinks with avidity.

Now, a word respecting the differences between *Belladonna* and *Apis*. *Belladonna* is not usually indicated in tubercular meningitis. It is the remedy above all others for the simple meningitis but not for the tubercular form of the disease. *Belladonna* is the very essence of acuteness in its symptomatology. Every symptom appears suddenly and with great intensity. Tubercular meningitis is a slowly developed disease. However, if the premonitory symptoms are violent, you may use *Belladonna* in tubercular meningitis in the stage of hyperæmia with acute pains, restless, tossing about, crying out in sleep, and boring the head into the pillow, but it ceases to be the remedy when the exudation is established. The range of *Belladonna* is at an end when that of *Apis* begins.

There is another remedy which sometimes comes in between *Belladonna* and *Apis*, and that is *Bryonia*, which acts on serous membranes, causing copious exudation. It is indicated after *Belladonna*. The child becomes more stupid from increased pressure on the brain. The face suddenly flushes up and then pales off, usually a bad symptom. The child cries out, particularly when moved in the least; this is a characteristic symptom. The child is stupid, the abdomen distended, and the tongue is usually coated white down the middle. So much for *Apis* and its concordant remedies in dropsies.

The next use we may make of *Apis* is in erysipelas. It is useful in erysipelas, particularly of the face when it commences under the right eye or about the eye and spreads thence across the face to the left side, the parts quickly becoming oedematous and at first assuming a pinkish rosy hue. The soreness becomes more severe, and burning stinging pains follow. There is high fever with dry skin and usually thirst. Now, if the disease is not checked, and the face assumes a purplish livid hue, *Apis* may be indicated in phlegmonous erysipelas, which

dips deeply in the connective tissue and ends in the destruction of the part. The concordant remedies of Apis in erysipelas are several.

First of all, *Belladonna*. The difference lies in this: *Belladonna* is indicated in bright red swelling of the face (the smooth form of erysipelas). There is not much tendency to œdema or to the formation of vesicles. The pains are almost always acute with throbbing in the affected parts. The brain almost always sympathizes markedly, giving you throbbing in the head, visions as soon as the patient closes his eyes. The patient jerks in his sleep. The pulse is full and hard.

Another remedy, and one, too, more similar to Apis than the *Belladonna*, is *Rhus tox.* You should be particular in differentiating these remedies, because they are inimical, and one cannot be given after the other. Under *Rhus tox.* the color of the face is dark red, and not the bright red of *Belladonna* nor the rosy or purplish livid hue of Apis. There is almost always a formation of blisters, which burn and sting, and which are distinguished from those of Apis by the preponderance of itching. Under *Rhus tox.* the disease usually travels from left to right when attacking the face.

Lachesis may be similar to Apis in some cases when the face is bluish. But the other symptoms will enable you to decide.

Apis may be of use in urticaria, when there suddenly appear on the surface of the body long pinkish white blotches raised above the skin. The itching, burning, and stinging are almost intolerable. They may come as a result of cold or during the course of intermittent fever.

Here Apis is similar to *Arsenicum*, which also produces hives, and to *Urtica urens*. This last remedy is indicated in hives when they are in not so large welts as in Apis. The itching and burning are intolerable. It is especially indicated when the disease has been produced by eating shellfish.

Terebinthina is also useful in urticaria after eating shellfish.

Kali bromatum is indicated when the hives occur with nervous diseases.

Rhus tox. when they are an accompaniment of ague or rheumatism.

Bovista when they are attended with diarrhœa, the stools being followed by tenesmus and burning.

Pulsatilla comes in when the hives are of gastric or uterine origin.

Calcarea ostrœarum is especially suited to chronic cases; and *Sepia* is indicated when the trouble is worse in the open air. (Also *Rumex crispus*.)

Apis may also be used in variola when there are intense itching and swelling.

Apis may be used in rheumatism, whether it is of articular or muscular origin. It is more frequently indicated in articular or what is commonly called acute inflammatory rheumatism. You will find the affected parts feeling very stiff and exceedingly sore to any pressure, and often with a sensation of numbness. The joint or joints affected are swollen and give the patient a kind of "stretched-tight feeling." The swelling is rather pale red in color, and there is often some fluctuation about the joint. There are burning, stinging pains, worse on any motion.

The paralytic weakness of Apis is that form which is so common a result of animal poisons, and compares with the sudden and violent effects of certain vegetables and minerals. It has often been successfully employed in paralysis following devitalizing affections, such as diphtheria, typhoid fever, and also when meningeal effusions remain after inflammations. In all such cases, suppressed or preëxisting exanthemata constitute a leading indication for the bee-poison, and the reappearance of skin symptoms calls for its discontinuance, so long as the improvement thus instituted lasts. Sulphur is a great aid here.

In these cases of prostration the patient is either nervous, restless, and oversensitive, or hot and drowsy, whether thirsty or not.

Apis is useful in febrile conditions. It produces an intermitting type of fever, and it may, therefore, be used in intermittent fever. It is particularly useful when the chill comes at three o'clock in the afternoon. There may be thirst or there may not. But there is oppression about the chest, with a feeling as if it was too full, which it really is, there being congestion of the thoracic viscera. This chill is followed by burning heat of the whole body, with increase of this oppressive feeling of the chest. The heat is followed by sweat which may, however, be imperfect. There is never any thirst during the sweat. That is characteristic. During the apyrexia many characteristic symptoms are present. The patient often complains of pains under the ribs on either side. The feet are swollen and œdematous, the skin is sallow or waxen, the urine is scanty and urticaria is present. So you see that it is indicated in rather severe forms of the affection, when excessive use of quinine has spoiled the case, and in chronic forms which have undermined the general health and produced disease of the liver, spleen, etc.

The most similar concordant to Apis here is *Natrum mur.* This is indicated in exactly the same type of intermittent fever as Apis, the difference between the two remedies lies in the time of appearance of

the chill, at ten o'clock in the morning in the case of *Natrum mur.*, and at three o'clock in the afternoon in the case of *Apis*.

In typhoid types of fever, *Apis* is sometimes indicated. We select it first of all by the mental state. The delirium is not of an active type; the patient lies in a stupor, with muttering; the face is either flushed red, or, more frequently, pale and waxen—at other times there is a happy expression to the face. The skin in this type of fever we will find to be burning hot in some places while in others it is unnaturally cool; the cutaneous surface is almost always dry; should there be any sweat it is almost always of a transient character; the prostration is so great that the patient slides down in bed, he cannot exercise sufficient muscular force to retain his position on the pillow. The tongue is dry and red, and like that of *Lachesis*, it catches on the teeth when the attempt is made to protrude it, and trembles; you often find, too, that there may be a whitish or darker coating on the dorsum of the tongue, while the edges, especially about the tip, will be red and covered with little blisters and vesicles.

In these cases *Apis* resembles *Muriatic acid*, which has this prostration, but it has the characteristic acid diathesis.

In scarlatina, *Apis*, as you may have already anticipated from what I have said of the remedy, may be indicated. It is not often the remedy in the Sydenham variety of the disease, in which *Belladonna* is so frequently indicated. But it is of use where the eruption is interspersed with a miliary rash. Here, too, we find the same defective effort on the part of nature to get up a fever. The body is very hot in some places and cool in others. The rash is deep-red in color, very much like that of *Belladonna*, but differing from that remedy, you remember, in the presence of this miliary eruption which *Belladonna* does not produce. The child is drowsy, sleeping most of the time, or he is drowsy but cannot sleep. This symptom you must remember, because it is identical thus far with one of *Belladonna*. Associated with this sleepy or wakeful state the patient is fidgety and restless. You notice, too, that he is peevish, and manifests every symptom of being very irritable.

This restless state of *Apis* must be distinguished from those of *Rhus tox.* and *Belladonna*. In *Rhus tox.* it is a general restless state of the whole body, and mind too. The patient lies first on one side of the body and then moves to the other. This is not associated with the Arsenic anxiety. The general feeling is a desire to move about. In *Apis* it comes from a general nervous feeling.

The inability to go to sleep in *Belladonna* comes from inflammation

or congestion of the brain. The hyperæmia gives you this drowsy state, and the brain is so exhausted that the patient cannot go to sleep.

In addition to the symptoms already mentioned for scarlatina, we have Apis further indicated when the condition advances to effusion of serum about the brain. The throat symptoms are unimportant. You often find diphtheritic patches on the tonsils. The throat inside is swollen and rosy-red, while externally it is engorged, with erysipelatous blush to it. Apis may also be used late in the disease for the sequelæ, that is, when the kidneys become affected and dropsy appears with albuminuria.

Again, we find Apis indicated in diphtheria, and I think that the remedy is indicated in the genuine disease. From the very beginning the child is thoroughly prostrated. There is not much fever; in fact there is a suspicious absence of heat. The pulse is rapid but not strong. At first you find the throat having a varnished appearance, as though the tonsils and fauces particularly were coated with a glossy red varnish. The membrane forms on either tonsil, oftener on the right than on the left, and it is thick, looking like wash-leather. The tongue is often swollen so that the child can scarcely swallow. If the child is old enough, he will complain of a feeling of fulness in the throat which necessitates swallowing, but makes it very difficult. The explanation of this is found in the next symptom, that is the uvula is swollen and œdematous, consequently there is a feeling of fulness. If you examine the throat thoroughly you will find the rim of the glottis swollen, red and œdematous, making the breathing very difficult. Breathing is labored owing to the narrowing of the entrance of the larynx. In some of these cases the breath is very fœtid, while in others there is little or no fœtor. In still other cases you will find as characteristic of Apis a red rash over the surface of the body and this rash at first makes you think you have a case of scarlatina. We find the external throat swollen and erysipelatous. Now, there are several remedies similar to Apis in diphtheria. One of them is Arsenic.

Arsenicum is indicated in rather severe cases of diphtheria, as you might expect, when the throat is very much swollen, inside and outside, when the membrane has a dark hue, and there is great fœtor. There is thin excoriating discharge from the nose. The throat is œdematous, just as it is in Apis; the patient is restless, especially after midnight; the urine is scanty, and the bowels are either constipated or else there is offensive watery diarrhœa.

In still other cases, when, despite the dark purplish hue of the throat,

and the great swelling and great prostration, there is not much pain, *Natrum arsenicosum* is the remedy. Here, the uvula hangs down like a sac of water.

Still another remedy is *Kali permangan.* This remedy, which is seldom used in the high potencies, is indicated when the throat inside and outside is swollen, the membrane in the throat is horribly offensive, the throat œdematous, and thin discharge from the nose. The great characteristic is the extreme fœtor.

Apis causes an irritation of the mucous lining of the larynx and trachea, and also soreness in the chest-walls.

It has been found most useful when laryngeal symptoms accompany erysipelas, œdema of the throat, glottis, or larynx, or suppression of eruptions; less often in simple laryngitis or laryngeal catarrh.

Difficult breathing, and especially the unique symptom, "he does not see how he can get another breath," has led to the successful employment of the drug in hydrothorax, hydropericardium, œdema pulmonum and asthma.

The lancinating, darting pains, palpitation, orthopnœa, etc., have rendered *Apis* valuable in cardiac inflammations and dropsy. Essential symptoms seem to be, œdema or sudden mucous swelling, dyspnœa, and sudden, lancinating, or stinging pains; restlessness and anxiety. Compare: *Lachesis*, *Arsenic*, *Sulphur*, *Belladonna*, *Kali carb.*, *Spigelia*, *Digitalis*, *Asparagus*, *Apocynum cannabin.*

Arsenic has many resemblances. So apparently alike are the restlessness, changing of place, and dyspnœa, that the two are often misapplied, the one for the other. The best distinction lies in the fidgety restlessness peculiar to *Apis*. If dropsy obtains, both may be needed in pale, tensely swollen limbs, but *Apis* often has a redness, itching or erysipelatous condition present, as well as thirstlessness.

Belladonna is too often mistaken for *Apis* in laryngeal affections. The latter has the most œdematous swelling, with consequent dyspnœa; the former most spasmodic constriction.

In cardiac affections *Arsenic*, *Apocynum cannabinum*, *Digitalis*, and *Asparagus*, bear some similarities with *Apis*, especially with great debility and dropsy. *Apocynum cannabinum* is needed when the pulse is small and weak, heart-beat irregular, now weak, now stronger; sinking at the epigastrium. *Asparagus* suits in the aged, with weak pulse and pain about the left acromion. *Digitalis* causes a doughy appearance of the skin; pulse slow or weak, quickening with every bodily movement; gone, deathly sick feeling at the epigastrium, soon after eating.

The cough of Apis is a not uncommon symptom, when this remedy is needed. It resembles more or less, *Lachesis*, *Carbo veg.*, *Rumex*, *Belladonna*, *Chamomilla*, *Crotalus horridus*, *Nux vomica*, *Bryonia*, *Ignatia*, *Arsenic*, *Hyoscyamus*.

Lachesis, *Nux*, *Bryonia*, and *Hyoscyamus* agree in adherent mucus.

But *Lachesis* has intolerance of touch, even of clothing, about neck, a symptom not marked in Apis, except with the sense of suffocation.

Rumex has a teasing, persistent cough, aggravated by cool air, or by anything which increases the volume or rapidity of the inspired air.

Chamomilla differs mentally.

Nux vomica cures cough from adherent mucus high up in the trachea; but there is a rough, scraped feeling in the throat.

Bryonia adds epigastric irritation to the suprasternal, and the pains in the trachea and chest-walls are sharp, stitching, as well as bruised, aching.

Ignatia induces a nervous cough, and the more the patient coughs, the more annoying is the irritation.

Arsenic causes more a burning tickling in the fossa; but since it so often concurs with Apis, it should be compared with the latter, especially when cough accompanies dropsy, heart disease, etc. *Arsenic*, then, is really a concomitant.

Belladonna may be misapplied for Apis, but we ought to be able to distinguish the former by its greater constriction of the throat, and deeper inflammatory redness.

Carbo veg. agrees in hoarseness, rawness, and tickling cough, but the irritation is as from vapor of sulphur.

Now, the action of Apis on the genital organs. Apis is often indicated in diseases of the female organs. Nearly all the provers experienced symptoms referable to the uterus and ovaries. It must be given cautiously during pregnancy, because if given in low potency and frequent doses it may bring about a miscarriage especially before or at the third month, because Apis produces bearing down in the uterus. We may use it in amenorrhœa when we have congestion to the head as a result, with bearing down in the uterine region without the appearance of the menses. Particularly is it indicated in girls at the age of puberty, when they are somewhat hysterical with this amenorrhœa; they are nervous and awkward, it is not a natural awkwardness but one that comes from incoördination of the muscles. With these symptoms there is flushing of the face.

We may also use Apis in affections of the ovaries, especially of the

right. It holds the same relation to the right ovary as *Lachesis* does to the left. It is indicated in ovaritis with extreme soreness in the right inguinal region, together with burning or stinging sensations, and some tumefaction directed either over the pelvis or more characteristically through the rectum or vagina.

In ovarian cysts, *Apis* is an excellent remedy to control the trouble, especially in the incipient stages. We have here, in addition to the burning and stinging pains, numbness down the thigh and over the right side of the body, feeling of tightness across the chest, with cough. This is not a symptom of lung disease, but is reflex from the uterus.

Now there is a combination of honey with salt, known as *Mel cum sale*. This was for years a popular remedy in Germany for bladder troubles and for diseases peculiar to women. I have used this remedy in prolapsus uteri and even in chronic metritis, especially when associated with sub-involution and inflammation of the cervix. The special symptom which leads you to the remedy is a feeling of soreness across the hypogastrium from ilium to ilium.

Apis may be of use in diseases of the eyes. I have had several cases of asthenopia cured by this remedy when reading causes smarting in the eyes, with lachrymation and itching of the eye-lids and some burning and stinging. *Apis* is also a remedy for staphyloma, whether of the cornea or sclerotic. In external diseases of the eye, *Apis* is not without value. The eyes are over sensitive to light. The conjunctiva is reddened or puffy and chemosed. Still this swelling of the palpebral conjunctiva under *Apis* is more from congestion than from a true chemosis as under *Rhus tox.*, which is very similar, especially in œdematous swelling of lids; chemosis; hot, gushing lachrymation; erysipelas. But *Apis* has less tendency to the formation of pus—a symptom highly characteristic of *Rhus*. In the former the pains are stinging, the time of exacerbation is evening, and cold water relieves the inflamed lids. If erysipelatous, the lids are a blue-red, looking watery as if semi-transparent. In the latter, the pains are worse at night, particularly after midnight, warmth relieves; the erysipelatous lids are of a dusky red, and together with the cheeks are studded with small watery vesicles. The pains are usually drawing, tearing; though in erysipelas they may be burning, stinging, but with more itching than the bee-poison. The eyelids often feel heavy and stiff.

Arsenic compares with *Apis* in hot tears, violent pains, œdematous lids. But the lachrymation is more acrid. The œdematous lids are pale, not blue-red. The palpebral conjunctiva and edges of lids are

very red. The restlessness is more pronounced. Relief is usually obtained from warm applications, though the scrofulous patient can open his eyes in the open cool air, but not in the room, even if dark. Worse at and after 12 P.M.

To return to the eye symptoms of Apis, the lids are swollen, red and œdematous. There is burning of the tarsi, with agglutination of the lids. Sudden and very severe pains shoot through the eyes, and these are relieved by the application of cold water. The eyes are generally worse in the first part of the night. Apis is often indicated in scrofulous ophthalmia, in which affection it is often followed by *Kali bichromicum*.

It now only remains for me to speak of the intestinal symptoms of Apis. It may be of value in diarrhœa, such, for instance, as comes on during the course of typhoid fever or scarlatina, or as the result of the debilitating influence of continued heat.

You will find it useful in the diarrhœa of children who are very much debilitated. There is generally present irritability of the brain, with the condition known as hydrocephaloid. The symptoms are much like those indicating Apis in hydrocephalus. The child awakens up with a scream. The stools are thin, watery, yellow in color and usually worse in the morning. At every motion of the body the bowels move as though the anus had no power. The stools may or may not be offensive.

It differs from *Bryonia*, which has morning diarrhœa worse from motion; in that under Apis, the motion aggravates, not because of its general effects, but because the anus is so uncertain.

In bad cases you will find the urine scanty.

Apis may also be thought of in panaritium. The finger swells rapidly with tense glossy-red surface and violent burning, stinging pains.

In this respect, Apis is very similar to *Sulphur*, and may be followed by Sulphur when its action is imperfect.

Apis is antidoted by *Plantain* and *Lachesis* and is complementary to *Natrum mur.*

Ledum was proposed by Teste as an antidote for stings of insects. Dr. Drysdale has cured nightly itching of the feet with it.

In closing let me ask you to remember the relation of Apis to *Arsenic*, *Acetic acid*, *Belladonna*, *Rhus* and *Sulphur*. Remember also its inimical relation to *Rhus tox.*

LECTURE IX.

MOSCHUS.

THE order of Ruminantia furnishes us with an article called Musk, which is obtained from the *Moschus moschiferus*, or musk-deer. It is found in a sac just back of the umbilicus, and probably consists of a secretion from the preputial follicles.

The second word, "moschiferus," is a necessary qualification, since several of the musk-deer, as the *tragulus Javanicus* and the *meminna Indica*, are unprovided with the musk-bearing pouch.

So penetrating is the odor of this substance that it is with great difficulty removed from a room, even after extensive cleansing and alterations.

Moschus is of some value in nervous affections, and also in several grave forms of disease. Injected into the veins of animals, it has produced narcotism with muscular spasm, bloody stools and finally death. Wood regards its action on man as feeble and uncertain, though he admits its clinical worth when the nervous system is exhausted, with accompanying restlessness, etc. Ringer regards it as ill adapted to medicine on account of its sickening odor. Bartholow, Flint, Hammond, and Rosenthal, do not use it in hysteria. German writers, Jolly, for instance, admit a temporary benefit from its use in hysteria. Like some American authorities, they employ it more confidently in pneumonia and in spasmus glottidis. Trousseau, with characteristic conservatism, rejects the overdrawn laudations of older writers, and proceeds in his own unique fashion to define its accurate application to diseases.

In our own school, precise prescribing has had its influence in more clearly defining the powers of Musk, and in thus limiting its action within reasonable bounds. The experiments of Joerg and Sunderlin, which Allen has seen fit to incorporate in the *Encyclopædia*, are considered by some to be contradictory. Still they are not opposed to other provings obtained with potencies or by inhalation, and so are of value and deserve to be retained.

Homœopathically employed, *Moschus* is of use in various affections when the nervous symptoms predominate. The disease, in consequence,

does not follow its normal course, but remains uncured or develops serious symptoms, indicating nervous exhaustion. It is also sometimes called for in hysteria and hypochondriasis.

Moschus then, produces numerous symptoms referable to the nervous system. The following are especially worthy of note:

Excited as from alcohol; pulse full and more frequent; temperature slightly elevated; congestion to the brain; raves, speaks rapidly and confusedly; scolds until lips are blue, face pale, and she falls unconscious; anxiety, starts at any noise; anxious about death. Anxiety, with fainting; faints, with coldness, pale face, full unconsciousness; hysteria; delirium as from alcohol; sleeplessness; muscular twitching; ataxia; face wears an expression of surprise; convulsions, more tonic than clonic.

Hysteria, especially for the paroxysm, even if insensible. Cries one moment and bursts into uncontrollable laughter the next.

Accompaniments: Palpitation of the heart, as from anxious expectation. Nervous, busy, but weak, soon drops things. Tremulous nervousness. Fainting spells, with pale face and coldness. Sleepy during the day. Rush of blood to the head, with staring eyes. Dizzy, unsteadiness as of something rapidly moving up and down. Vertigo. Headaches and pains in the back and limbs, which are expressed by a sensation of tension, stiffness, pressure on drawing. The muscles and skin are tightly drawn (tonic spasm). She frequently complains of nausea, and there is cramping about the navel, or a jerk-like clawing. Uneasiness in the legs, worse while she is sitting. Great tympanitis, with fainting. Copious watery urine. Spasmus glottidis. The menses are too early and too profuse, preceded by the tense, drawing sensations, and also a drawing and dragging towards the genitals. Sexual desire is increased with local titillation.

Sudden sensation in the upper part of the larynx, as if it closed upon the breath. A kind of cramp in the lung, beginning with an inclination to cough, gradually increasing and making him perfectly desperate. Suffocative constriction in the chest.

The most important hysterical symptoms of Musk are: Attacks even to fainting or unconsciousness; coldness of the surface; pale face; suffocative paroxysms; scolding until she falls unconscious.

Compare *Castoreum*, *Nux moschata*, *Asafoetida*, *Ammoniac*, *Valerian*, *Ignatia*, *Magnesia muriatica*.

Camphor antidotes many of its symptoms, especially if unconsciousness and coldness are present.

Castoreum is derived from the preputial sacs of the beaver. Like Musk it causes nervousness, twitching, and deranged menses. But it is more adapted to the nervous symptoms which precede fully developed hysteria. It suits women who suffer from irritable weakness, abdominal symptoms predominating.

Chargé, for example, employs it for women who, during convalescence from a prostrating disease, as typhoid fever, suffer from spasmodic affections, twitching of muscles, with extreme exhaustion. The want of nervous reaction, therefore, tends to unduly prolong convalescence, and *Castoreum*, by strengthening the nerves, hastens recovery.

Trousseau employs this remedy for nervous colics with pallor, cold sweat, and sudden loss of strength, caused by emotions, chilling the feet, etc. Also for amenorrhœa, with painful tympany; the menstrual blood, owing to uterine tenesmus, escapes only in drops. Teste agrees with him, in the main.

The provings develop a train of symptoms quite consistent with these clinical effects. The woman is nervous, apprehensive and sad, growing fitful during the menses. Tearing pains, better from pressure or rubbing. Tearing pressure in different parts during menses.

Abdomen distended with flatulence; dragging in the groins, inclination to stool during menses. Cutting about the navel.

Stools of bloody mucus; or of whitish water, with burning in the anus. Green mucous stools, which seem to burn one. Cutting colic before stool, better from pressure or bending double.

A Spanish physician has confirmed the modality of *Castoreum*, relief of pains from pressure. And we may profit from French and Spanish authorities in their treatment of nervous affections, since from national peculiarities they have ample opportunities to treat such cases.

The similarities between Musk and *Castoreum* are rather in the kind of affections in which they are indicated than in special symptoms. Still, Trousseau places them together in nervous attacks, when the aura starts from the abdominal viscera. But only the Musk has clearly developed hysterical attacks, with pulmonary and laryngeal spasms and unconsciousness.

And we may say, in passing, only *Castoreum* has cured watery or green mucous stools in delicate, nervous children, who weaken under summer heat or during dentition, and who will not rally under the usual remedies.

Nux moschata exerts a very novel influence upon the mind. The state varies from a bewilderment, in which the surroundings are strange,

dreamy, or fanciful, to a condition of absent-mindedness, sleepiness, and finally deep stupor, with loss of motion and sensation. Mental states may alternate. At one time she laughs as if everything partook of the ludicrous. She jests, even about serious subjects. Suddenly her mood changes to sadness, with weeping and loud crying; or her expression grows stupid, all ideas vanish, and she appears as if overwhelmed with sleep. There are, likewise, errors of perception; a momentary unconsciousness she regards as having been of long duration. Her hands look too large. Objects gradually diminish in size as she looks at them steadily. The bodily functions come under the same influence; great weakness and bruised feeling of small of back and legs; knees feel as after a long journey; prostration; tendency to faint; oppressed breathing, rush of blood to the heart, skin cold and dry. So relaxed that pulse and breath are scarcely discernible. Head drops forward, the chin resting on the breast. Head rolls about as if bulky. Bowels enormously distended with wind, as from weak digestion. Even soft stools are evacuated with difficulty. It is this mental and bodily atony which has led to the excellent cures made with *Nux moschata*, not only in hysterical weakness, but in typhoid and cholera infantum. The hystero-spasmodic symptoms of the drug are intimately commingled with the above symptoms; head jerked forward; jaws clenched; heart as if grasped; sudden oppression of the heart, with choking sensation; tonic, followed by clonic spasm; unconsciousness or fainting.

Accompaniments are: Great dryness of the mouth and throat, which, with her tendency to magnify, she complains of extremely. The least emotional excitement renews the symptoms, increases the distension of the abdomen, etc. Skin dry and cool, no disposition to sweat. Palpitation of the heart; pulse and heart-beat changeable.

Valeriana is so abused as an antispasmodic that homœopathicians are too apt to neglect it. But it occupies its definite place in the treatment of hysteria, differing from *Musk*, *Asafoetida*, and all other "nervines." It is not so much adapted to hysterical spasms, with unconsciousness, like the drugs already considered, as it is to a general state of nervous and vascular excitement. Both mind and body are in a condition of irritation. The patient is lively, joyous, talking rapidly, with rapid chasing of thought after thought. Sometimes she imagines she is beset with dangers, or surrounding objects seem strange. She suffers from headache, giddiness and restlessness. Her muscular organism is so irritated that she cannot keep quiet, she must move. The same state influences her pains. The provings show twinging, drawing,

cramp-like, stinging, or darting-tearing pains, all worse when she sits and better when she walks. The circulation, too, is excited; her head feels full to bursting; constant heat and uneasiness; dry heat in the evening while sitting, flushes of heat. She is wide awake and restless all night, falling into a dreamy sleep towards morning. Digestion is disturbed. Before dinner she has a taste as of foetid tallow, while early in the morning, on awaking, the taste is flat, slimy. Nausea, as if a thread was hanging in the throat, arising from the region of the umbilicus, and gradually rising to the fauces. Bloated abdomen.

From the order of Umbelliferae we derive two gums, which have been many times used in nervous affections. We refer to *Gum ammoniac*, and, especially, to *Asafoetida*.

The latter acts most prominently upon the abdominal ganglia, and thence upon the whole nervous system. Its most characteristic effects are as follows: Reversing of the peristaltic action in the bowels, stomach, and particularly up to the throat; eructations rancid, with profuse saliva, greasy taste; head feels dull, compressed; burning in the stomach and oesophagus; enormous meteorism of the stomach; stools papescent, brown, offensive; spasmodic tightness of the chest, as if the lungs could not be fully expanded; oppression to an agonizing degree; heart congested and distended, with small pulse. Drawing, tightness, here and there; pulse small, contracted, with shivering in the lumbar region. Pressure in various places, usually from within to without. Cutting, labor-like distress in the region of the uterus. Urine brown, of pungent odor. Later, as the patient weakens, there are malaise, yawning, shuddering from time to time, vertigo, and vanishing of sight; cold sweat.

Clinically, it has been determined that *Asafoetida* is suited to the nervous, when their condition is the direct sequel of the checking of habitual discharges, such as the external healing of running ulcers, sudden suppression of a diarrhoea, etc. Also after abuse of mercury, when not only is the patient nervous, but there are likewise affections of the bones and periosteum, such as caries. There are extreme sensitiveness in the region of the carious ulcer, and severe pains at night. Women are sometimes helped by *Asafoetida* when an habitual expectoration is checked and hysterical symptoms, together with oppression of the chest, follow. Here the drug displays a family resemblance to *Ammoniac*, which has frequently been given for such a condition of the lungs.

Musk and *Asafoetida* agree in producing globus hystericus, spasm of the chest, and palpitation. The former is best adapted to a full-fledged

hysteric spasm, with fainting or unconsciousness. The latter has more offensive discharges, and the globus is part of an extensive reverse peristalsis. Fainting is not noted (except in one case, when the intensity of the pain caused it). Tympany is also well marked.

Magnesia muriatica resembles the last remedy and also Musk. Like other Magnesia preparations it affects the stomach and bowels and the nervous system. Thus the Carbonate and Phosphate are indicated in neuralgia, especially in cases subject to repeated attacks by reason of nervous debility. The Muriate, however, has been proved to be eminently useful in hysteria. We observe prominent abdominal symptoms; nausea, with accumulation of water in the mouth; liver enlarged, tongue large, flabby and yellow; she must hurry to stool, which is crumbly, as if burnt; and, as if to show a combination of abdominal and nervous symptoms, there are rumbling in the abdomen, with dragging, griping, cutting; tension, and then pains, as if the bowels were cut to pieces; rising into the throat like a ball, almost taking her breath; relieved by eructations.

Flatus therefore collects in the stomach and abdomen, causing reflex spasmodic symptoms through irritated nerves.

This is still further confirmed by the following: Attack of faintness during dinner, anxious with nausea and pale face, trembling of the body, relieved by eructations. Or, again, sudden heaviness on the chest during dinner, nausea, water in the mouth; heat mounted to the face; seemed as if eructations or vomiting would relieve her.

Illusions of fancy have been observed. Very important is the headache; griping and raging in both temples, feels as if would become dizzy, and loss of consciousness, disappearing on pressing the head with both hands. Headache relieved by wrapping up the head.

The menstrual flow is black, clotted, with pains in the back while walking and in the thighs when sitting. Uterine spasms, with tension in the groins (Hale thinks in the broad ligaments); cutting in the lower abdomen; stitches in the groin; pressive sensation in the lower abdomen during menses. Cramps in the abdomen, with pressure upon rectum and genitals.

Palpitation of the heart, not as in Musk, "as from anxious expectation;" but, nevertheless, non-organic, for it comes on while sitting and on rising from a seat, disappearing on moving about. This has been several times confirmed.

Briefly, by way of summary: Moschus, excited, scolding, fainting; coldness; spasm of glottis and lungs.

Castoreum, exhausted, pains better from pressure; menstrual colic with pallor and cold sweat.

Nux moschata, errors of perception, drowsy; faints; enormous tympany; oppression of heart to throat; skin dry, cool.

Valeriana, nerves irritated, cannot keep still; tearings, cramps, better when moving; taste of tallow or slimy.

Asafœtida, reverse peristalsis, rancid eructations, offensive flatus; tightness of the chest; checked discharges.

Magnesia muriatica, faints at dinner, relief from eructations; head better from pressure and wrapping up; palpitation better on moving about; stools crumble.

Moschus has been employed by allopathic physicians, when, in the course of pneumonia, a purely nervous delirium obtains. The brain is violently excited, patient talks nonsense with furious vivacity. (Trousseau.)

We need remedies for just such cases, remedies which will calm the irritable weak nerves, and permit the disease to proceed in its normal course.

The following may prove beneficial in diseases embarrassed by a condition of non-reaction from irritable weakness: *Musk*, *Ambra grisea*, *Asafœtida*, *Valeriana*, *Castoreum*, *Coffea*, *Scutellaria*, *Oxyphedum*, *Coca*, *Zinc ox.*, *China*, *Camphor*, *Agaricus*, *Tarentula*.

LECTURE X.

SEPIA.

BELONGING to the Mollusca is an animal called the *Sepia*, or cuttle-fish. A hard calcareous substance belonging to the cuttle-fish is, you all know, used for the feeding of birds. The animal itself possesses a little sac or pouch which contains a dark brown, almost black fluid. When pursued by larger fish, it ejects this fluid, thus clouding the water and protecting itself from its foe. This was for a long time supposed to be the only use of this fluid. It was supposed to be entirely inert when taken into the human system. Since Hahnemann's experiments have shown the fallacy of this belief, it is safe to suppose that the cuttle-fish uses it also to kill the smaller fry upon which it itself preys. The name *Sepia* is the common term used to designate this remedy in our materia medica, the juice just referred to being the part employed. This juice is very much used by artists. The history of the introduction of this substance into our materia medica is as follows: Hahnemann had a friend who was an artist, who became so ill that he was scarcely able to attend to his duties. Despite Hahnemann's most careful attention, he grew no better. One day, when in his friend's studio, Hahnemann observed him using the pigment made from the *Sepia*, and he noticed also that the brush used was frequently moistened in the artist's mouth. Immediately, the possibility of this being the cause of the illness flashed across Hahnemann's mind. He suggested the idea to the artist, who declared positively that the *Sepia* paint was absolutely innocuous. At the physician's suggestion, however, the moistening of the brush in the mouth was abandoned and the artist's obscure illness shortly passed away. Hahnemann then instituted provings with the *Sepiæ succus*. All the symptoms observed by him have since been confirmed. In 1874, the American Institute of Homœopathy, acting under the notion that our old remedies should be reprov-
ed, performed this task for *Sepia*. There were made some twenty-five provings of the drug in from the third to the two-hundredth potencies. These were reported at the meeting of the Association in 1875. They testify to the fact that the provings left us by Hahnemann cannot be improved upon.

Sepia is a remedy of inestimable value. It acts especially on the female organism, although it also has an action on the male. It is particularly adapted to delicate females with rather fine skin, sensitive to all impressions, usually with dark hair, although not necessarily so; the face is apt to be sallow, and the eyes surrounded by dark rings.

It acts upon the vital forces as well as upon the organic substances of the body. It very soon impresses the circulation, which becomes more and more disturbed as the proving progresses. Even as early as the fourth hour there are developed flushes of heat and ebullitions. These flushes end in sweat, with weak, faint feeling. Any motion or exertion is followed by hot spells and free sweats.

Hand in hand with this orgasm is an erethism of the nervous system, causing restlessness, anxiety, etc.

These two sets of symptoms indicate the disturbing influence of the drug upon the nervous system of animal life, and also upon the vaso-motor nerves. Thence arise headaches, various local congestions, etc.

Quickly following these symptoms are those marked by relaxation of tissues and nervous weaknesses. The prover* becomes languid, prostrated, faint. The joints feel weak as if they would easily become dislocated. The viscera drag, and thus originate the well-known goneness, etc. Venous congestions still continue, and, indeed, from vaso-motor weakness, increase. The prolapsed uterus becomes more and more engorged, the portal stasis augments, and the liver is heavy and sluggish. The bloodvessels are full, and the limbs, hence, feel sore, bruised and tired. The general depressing influence upon the vital powers is further displayed in great weakness, faintness, trembling. Limbs feel heavy as if paralyzed; stiffness and unwieldiness of the legs, especially after sleep.

The sphincters, as well as all structures depending for power upon non-striated muscles, are weak. Hence the rectum prolapses, evacuations of bowels and bladder are tardy and sluggish, etc.; and yet there is no complete paralysis.

Organic changes are produced as exhibited in the complexion, which is yellow, earthy; in the secretions, which are offensive, sour, excoriating, etc.; in the condition of the skin, which has offensive exhalations, and is disposed to eruptions, discoloration, desquamation, ulcers, etc.

Among the conditions which modify the Sepia case, none is so important as the effect of motion. Two or three provers experienced decided relief of the symptoms (one prover excepting horseback riding) from violent exercise. But many symptoms are made worse from ex-

ertion; how, then, are we to discriminate? Since many of the symptoms arise from lax tissues, with torpidity, and, above all, with surcharged veins, exercise, by favoring the return of blood to the heart, relieves. The aggravation from horseback riding or from the motion of a ship, since it jars the sensitive parts and even tends to increase venous fulness, necessarily augments the troubles. But the headache, faint, exhausted condition, the sacro-lumbar pains, and often, too, the prolapsus uteri, are naturally intensified by walking.

Briefly, it has been found that Sepia acts well in men, or, more often, in women who are puffed or flabby, less frequently emaciated; who have a yellow, or dirty yellow-brown blotched skin; who are inclined to sweat, especially about the genitals, armpits and back, suffer with hot flashes, headaches in the morning, awaken stiff and tired, and are the subjects of diseases of the sexual organs. The man has sexual erethism, but without energy; and coitus induces great exhaustion (neurasthenia). The woman is erethistic, with hysteria, or with prolapsed uterus, palpitation, orgasm of blood, faintness, etc. In both cases, there may be portal stasis, with imperfectly acting liver, with atonic dyspepsia, sluggish bowels, uric acid deposit in the urine, and attending evidences of impaired digestion and assimilation. The general attitude is never one of strength and healthful ease, but rather of lax connective tissue, languor, and easily produced paresis.

It is to be further remembered that the Sepia symptoms are notably worse in the forenoon and evening, the afternoon bringing a time of general mitigation. Of this fact there are numerous confirmations.

We are prepared to review the symptoms in detail, and determine if they sustain the assertions thus far made.

To understand the symptomatology of so large a medicine as Sepia, it having in its pathogenesis some two thousand symptoms of more or less importance, we will consider the action of the substance as it affects the various tissues. First of all the blood. Sepia causes great disturbance in the circulation; many of its symptoms seem to depend upon venous congestion, and this is especially noticeable in the portal circulation. Reviewing some of the symptoms based on this pathological condition, we find, flashes of heat which seem to begin about the trunk and go upward to the head, with anxiety, and, of course, an oppressed feeling, ending in perspiration; throbbing all over the body, particularly at the epigastrium, in the hepatic region, in the uterine region, and in the small of the back. This symptom is very common in hysteria and in chlorosis. Nose-bleed, epistaxis so called, either from me-

chanical causes as a blow or fall, from being in a hot room, or from suppressed menses. Throbbing pain in the uterus, the uterus when examined is found to be swollen, engorged with blood, sensitive to the touch, and as we shall see when speaking of the local symptoms, displaced. The hands are hot, and the feet are cold; or, as soon as the feet become hot the hands become cold. This is an excellent indicating symptom for *Sepia*.

Now we look at the symptoms of the skin. Again, we find its action owing to the defective venous circulation. We know that when the vaso-motor nerves are inactive, the skin is more liable to the effects of irritation, and particularly to herpetic eruptions, and it is particularly herpetic eruptions which *Sepia* cures. Little vesicles form, particularly about the elbow and knee joints. Ulcers may form about the joints, particularly about the joints of the fingers. Under *Sepia* these are generally painless. There are only two other remedies that I know of that have this symptom, and they are *Borax* and *Mezereum*. *Sepia* has been suggested as a remedy in herpes circinata.

Sepia also causes yellow-brown spots, itching, redness, vesicles, humidity and rawness, scaling, pustules. The warm room makes the urticaria patient feel comfortable; but the warmth of the bed aggravates the pricking of the skin.

Sepia stands well in the treatment of psoriasis, though inferior to *Arsenic* and *Arsenicum iodatum*.

These yellow-brown spots have also been removed by *Lycopodium*, *Nux vomica*, and *Sulphur*. *Curare* is used by Dr. Baruch, of New York.

Besides *Sepia*, *Calcarea ostr.*, *Baryta carb.*, and *Tellurium*, have been recommended for ringworm. *Baryta carb.* has never been successful in my hands.

Tellurium is useful for ringworms which seem to come in clusters.

In scabies *Sepia* is indicated after *Sulphur*, when pustules intersperse the itch vesicles.

Sepia has a marked action on the connective tissue, weakening it, and thus producing a great variety of symptoms. Thus, there is weakness of the joints, which give out readily when walking; weakness about the pit of the stomach, which is not relieved by eating. This effect of *Sepia* may be utilized in cases in which the joints are readily dislocated.

Now, taking up the organs *seriatim*, we find *Sepia* to have a marked action on the mind. It produces a mental state which is quite characteristic, and which ought to be present when *Sepia* is the remedy. The

patient, usually a woman, is low-spirited, sad, and cries readily. This sadness is usually associated with irritability. It will not do to find fault with the Sepia woman. At other times she manifests a condition of perfect indifference. She does not care for her household affairs or even for her own family.

This mental state of Sepia is to be distinguished from that of *Pulsatilla*, *Natrum mur.* and *Causticum*. *Pulsatilla*, however, is the nearest analogue. Both it and Sepia develop a state of weeping, anxiety with ebullitions, peevish ill-humor, solicitude about health, etc. But only *Pulsatilla* has the mild, yielding, clinging disposition seeking consolation; but it lacks the angry irritability and the cool indifference of Sepia.

Natrum muriaticum is complementary to Sepia; they agree in causing weeping mood, depression of spirits, persistent recalling of past unpleasantness, irritability, indifference, loss of memory, and alternation of mental states. The former has prominently, "worse from consolation." Clinically, we may say the same for Sepia. Both remedies, too, have ailments aggravated by vexation or anger. The two are evidently similar in causing weak and irritable nerves, but their complementary relation consists in the fact that Sepia causes the most vascular erethism; hence it is that under Sepia, disturbed feelings induce congestion to the chest and head, animated conversation causes hot face, and sweats follow excitement. In *Natrum mur.*, the symptoms point more to nervous excitement or weakness alone, hence emotions induce tense headache, animated talking and drawing up the spine, and unpleasant thoughts cause sadness, paralytic weakness, or irritability without ebullitions. If hypochondriacal, it is a state of melancholy from mental depression, caused by inert bowels; while in Sepia the same state depends also upon portal stasis, and therefore is more persistent and associated with more irritable temper. *Natrum mur.* may be called for when the mental state depends upon uterine disease or menstrual irregularity, but this will only be a prolapsus, never the uterine engorgement of Sepia. The indifference of *Natrum mur.* is born of hopelessness and mental languor; while that of Sepia includes an undisguised aversion to those nearest and naturally dearest.

Causticum induces sadness, especially before the menses. The face is yellow; but the anxiety is more a timid, fearful state. She is full of forebodings. She dreads the possibility of accidents to herself and others.

Lilium tigrinum stands very near to Sepia. It affects the circulation,

particularly the venous, and as reflex from uterine and ovarian irritation, there are, nervous irritability, must be busy, yet cannot do much; hurried manner. Depressed, full of apprehension of incurable disease, of accidents, etc. Feels that she will go crazy, weeping mood.

There is, however, an essential difference in this, that the *Lilium* patient finds relief in diverting her mind by busying herself; while the *Sepia* patient has many nervous symptoms relieved by violent exercise. It is, in the former case, a sexual erethism which is thus relieved; in the latter, relief is general by favoring venous circulation, nervous erethism being but slight, and being associated with lessened venereal passion.

Hepar develops a mood which it may not be inappropriate to consider: Sadness, unpleasant events return to mind; sad evenings, even to thoughts of suicide; peevish; the slightest thing makes him break out into violence; he does not wish to see the members of his own family.

But this latter condition is not quite the indifference of *Sepia*. It arises more from a contrary mood. And, further, only *Hepar* has such violent outbursts of passion.

Platina is similar in its depressed moods. "Indifference; he does not seem to care whether his absent wife dies or not." But the digression is into haughtiness; or into anxiety, with fear of imminent death; or into that contracted mental state, akin to the feeling of personal superiority, in which "everything seems too narrow; with weeping mood." And, besides, as we shall see anon, the uterine symptoms differ materially.

Let us now consider the head symptoms of *Sepia*. There is a disease of the head called hemicrania, for which *Sepia* is one of our main remedies. The symptoms which indicate it here are the following: Pains over one eye (it may be either) of a throbbing character, deep, stitching pains which seem to be in the membranes of the brain, and these pains almost always shoot upwards or from within outwards. The patient can bear neither light, noise or motion. Usually, with women, there are soreness of the face and disturbance of uterine position or of menstruation. We find, too, that the patient may have a jerking of the head backwards and forwards. This has been utilized in nervous women (with hysteria for instance), and also in children with open fontanelles. In this case you should not give *Sulphur*, *Calcarea*, or remedies of that type. *Sepia* is also useful in arthritic headaches, especially when, like those of *Nux vomica*, they are worse in the morning, with

nausea and vomiting. The liver is of course affected, and the urine is loaded with uric acid.

In hemicrania you may compare Sepia with *Belladonna*, *Sanguinaria*, *Iris versicolor*, *Pulsatilla*, *Nux vomica* and *Theridion*.

Belladonna is to be selected in hemicrania when there is violent hyperæmia, with throbbing carotids, red face, intolerance of the least jar, light, or noise. It is indicated you will see in plethoric patients, and not in the cachectic as with Sepia.

Sanguinaria produces a right-sided headache, the pains coming over from the occiput. They increase and decrease with the course of the sun, reaching their acme at mid-day. The paroxysms end with profuse urination (as in *Silicea*, *Gelsemium* and *Veratrum album*). They recur every seven days. *Sanguinaria* also has a menstrual headache which attends a profuse flow. In Sepia the menses are scanty. In *Sanguinaria* the pains are on the right side; in Sepia they may occur on either.

You will use *Iris versicolor* in hemicrania when the attack begins with blurring of sight and the paroxysms are attended with sour, watery vomiting. The pains involve the infra-orbital and dental nerves, with stupid or stunning headache.

Pulsatilla is very similar to Sepia. Both are indicated with scanty menses, bursting, throbbing or boring, stitching pains on one side of the head, obscuration of sight, white tongue, nausea and vomiting. *Pulsatilla* has the most vomiting, thickly-furred tongue with clammy mouth and relief from cold air. The pains are shifting in character, and are associated with chilliness. They are worse in the evening. In Sepia, the pains recur in shocks or flashes, with proportionate increase of heat in the head; the blurring of sight is associated with heavy eyelids; and the face, though red with headache in either remedy, is ordinarily yellow with Sepia and pale with *Pulsatilla*.

Nux vomica is more suited to men than is Sepia. It cures a drawing, aching feeling as of a nail driven into the head, or as if the brain were dashed to pieces. The face is pale sallow, or sallow on a red ground. The attacks commence early in the morning, and generally increase to a frantic degree. As under Sepia, the exciting causes may be hæmorrhoids, abdominal plethora, or brain fatigue. In general, however, the two drugs are very different.

Arsenicum album will cause a throbbing, stupefying headache over the left eye. In this particular it resembles Sepia; but the prostration and restlessness of the two drugs are very different, as is also the intensity of the angry irritability, even to swearing, which *Arsenicum* in-

duces. The Arsenic headache exceptionally derives a temporary relief from the application of cold water to the head.

Theridion has, more accurately speaking, flickering before the eyes, then blurring. The nausea of this remedy is made worse by closing the eyes, and also by noise. The effect of noise is more intense than in *Sepia*. It seems to intensify the pains, and, as it were, penetrates to the teeth, so sensitive are the nerves to this sort of vibration.

Sepia is very useful in diseases of the eyes. You will find it indicated in asthenopia attending uterine diseases. You may differentiate *Sepia* from other remedies by the time of its aggravation, the patient generally being worse in the evening; in the morning and afternoon she is quite free from symptoms.

In conjunctivitis you will find *Sepia* indicated when the inflammation is of a sluggish type, occurring generally in scrofulous children. The symptoms are subacute. There is muco-purulent discharge in the morning. The eyes feel comparatively comfortable during the day, while in the evening there is an annoying dryness of the eyes.

The remaining eye-symptoms of *Sepia* we may summarize as follows: Cataract; trachoma; scaly lids; pustular lids with eruptions on the face; eyes irritable to light, lids close in spite of him; eyelids droop; aching, sticking pains, worse by rubbing. Causes: Uterine or liver diseases, scrofula, tea-drinking. Worse morning and evening, in hot weather, better from cold washing, and in the afternoon.

I have for years employed *Sepia* in blurring of sight, etc., with prolapsus uteri. (See also, Norton's *Ophthalmic Therapeutics*.) I have likewise found it efficient in asthenopia, associated with exhaustion dependent upon loss of semen, whether of voluntary or of involuntary occurrence. In these respects the drug is similar to *Natrum mur.*, *Lilium tig.*, *Jaborandi*, *Kali carb.* The first of these superadds muscular weakness (internal recti), stiff sensation in the muscles of the eyes on moving them, etc. There is running together of letters or stitches, but not the sudden vanishing of sight so marked in *Sepia*.

Lilium tigrinum causes smarting of the eyes; blurring with heat in the eyelids and eyes; sharp pains over the left eye, thus symptomatically resembling *Sepia*. It has also burning, smarting in the eyes after reading, better in the open air, like *Pulsatilla*. Spasm of accommodation. (Study *Jaborandi*.)

Cyclamen and *Pulsatilla* may also be considered with *Sepia* in sudden vanishing of sight; the first with profuse and dark menses, the second with scanty dark flow. But the *Cyclamen* blindness accompanies a

semi-lateral headache of the left temple, with pale face, nausea referred to the throat, and weak digestion.

Under *Pulsatilla*, which you may also use in conjunctivitis, there is a discharge of muco-pus, but it is bland and is worse at night, with agglutination of the lids in the morning. There are fine granulations on the lids. The patient is subject to repeated highly-inflamed styas.

Graphites you may employ when the canthi crack and bleed, and the edges of the lids are pale and swollen as well as scaly.

Thuja is indicated in eye affections of tea-drinkers. Brown, bran-like scales accumulate about the cilia, and there are little tarsal tumors like warts.

Nux vomica will be called for in eye affections associated with liver diseases. The symptoms are worse in the morning, and some of them are relieved by cold bathing.

Natrum mur., like *Sepia*, is indicated in eye affections reflex from uterine disease; the lids droop. But under *Natrum mur.*, there is more spasmodic closure of the lids in conjunctivitis, the discharges are thin and acrid; there are cracks in the canthi and also in the corners of the mouth; pains over the eyes worse when looking down.

Alumina likewise has falling of the lids, dryness, burning, dim sight; but *Alumina* has aggravation in the evening and at night. The inner canthi are affected.

Next, the action of *Sepia* on the abdominal organs: We find it indicated in the form of dyspepsia mentioned a few minutes ago, and also in the dyspepsia incident to uterine diseases, when it is associated with a gone, empty feeling in the epigastrium or the abdomen, with sour or bitter taste in the mouth, and with longing for acids, pickles, the gratification of the appetite for which seems to relieve these symptoms. The tongue is coated white, the bowels are usually constipated, the stools being hard, dry, and insufficient, or even if not indurated, are expelled with difficulty. The abdomen is swollen, and distended with flatus; and there is almost always soreness in the hepatic region. On making a physical exploration, you find the liver enlarged, not from fatty or amyloid degeneration, but from congestion.

Hæmorrhoids are also an indication for *Sepia* when there is bleeding at stool, with a feeling of fulness in the rectum as though it were distended with some foreign material, which seems to excite an urging to stool. The urine has a peculiar foetid odor, and is very turbid. When standing, it deposits a lithic acid sediment, which adheres quite tenaciously to the side of the vessel.

Lycopodium is a very worthy rival of *Sepia* in the condition just described. The distinction between the two remedies may be given you in a very few words.

A sensation of emptiness in the epigastrium is more characteristic of *Sepia*; repletion after eating, of *Lycopodium*. Indeed, with the last-named, the repletion overshadows the other symptoms, often existing without any alterations in the appearance of the tongue. Sour taste and sour or burning eructations are, however, very common. The abdomen is in a state of ferment. After eating, the circulation is disturbed, with irresistible drowsiness. The urine contains a sediment of free red sand. The bowels are constipated with urging and constriction of the anus. The urine, however, is not so offensive as under *Sepia*.

Sulphur resembles the *Sepia* in many respects. Both are suited in torpid cases with defective reaction. There are abdominal plethora, congested liver, piles, constipation, hunger about 11 A.M.; bitter or sour taste; eructations, sour or tasting like bad eggs; fulness from little food, etc. In *Sulphur* the face is more blotched, red, and at times spotted. Saliva nauseates him. He vomits food. He craves brandy or beer and sweets, but the latter disagree. He experiences hunger at 11 A.M.; while in *Sepia* it is more of a gone, faint feeling. The constipation is attended with ineffectual urging like *Nux vomica*.

For gone, empty feeling in the epigastrium, compare *Sepia* with *Calcarea ostrearum*, *Cocculus*, *Kali carb.*, *Stannum*, *Ignatia*, *Carbo an.*, *Sarsaparilla*, *Niccolum*, *Oleander*, *Ipecac.*, *Thea*, *Staphisagria*, *Actea rac.*, and *Hydrastis*.

Cocculus has the weakness extending all over the abdomen and chest. It tires her to talk. The feeling is renewed by over-exertion and especially by loss of sleep.

Kali carb. has empty feeling before eating, out of proportion to the feeling of vacuity caused by hunger, with undue bloating after eating, especially after soup in small quantity.

Under *Stannum*, the sensation continues after eating, and extends all over the chest.

With *Ignatia*, it is attended by sighing.

Under *Carbo animalis*, it arises from loss of vital fluids.

Sarsaparilla has it associated with rumbling in the abdomen.

Niccolum, without desire for food.

Oleander, with sensation of distended abdomen; the chest feels empty and cold.

Actea racemosa is excellent when, with the faint, empty feeling in the epigastrium, there is a trembling, wavy sensation proceeding from the stomach over the body.

Hydrastis relieves when there is sinking sensation, palpitation of the heart, and mucus-coated stools.

Thea produces a gone, faint feeling; sick headache radiating from one point, and pains in the left ovary.

LECTURE XI.

SEPIA—(Continued).

LET us resume our study of Sepia. Going still lower in the abdomen, we find it exhibiting a very marked action on the uterine organs, causing, as I mentioned the other day, engorgement of the uterus with displacement. In a well-advanced Sepia case the uterus is enlarged and the cervix is indurated. The organ is either prolapsed or retroverted. Leucorrhœa is a very prominent symptom, the discharge being of a yellowish-green color and somewhat offensive. With these objective symptoms we find bearing-down pains in the abdomen and in the small of the back. This is so extensive at times that it seems to interfere with breathing. Sometimes the patient feels as if everything would be forced out through the vulva. This feeling seems to be relieved by sitting with the limbs crossed. With the bearing down there is associated a backache, referable to the lumbar or sacral region. It is decidedly worse when the patient is standing or walking. There are burning pains in the uterus, and sometimes pains of a sharp character shooting upwards, or there may be a sensation as if the uterus was clutched by a hand (*Cactus* and *Lilium* have this symptom also). The menses are usually late and scanty, although exceptionally they may be early and profuse.

The most similar remedy to Sepia is *Lilium tigrinum*, for the provings of which we are indebted to Dr. William Payne, of Bath, Maine. He was led to make the provings after learning that the flowers of this plant had caused convulsions in a child. He thought that it might prove to be a valuable remedy in the convulsions of children. In his provings he was assisted by Dr. Dunham and a number of ladies. He observed convulsions in the course of the provings, but in almost every instance there was some alteration in the functions of the uterus and ovaries noticed. *Lilium tigrinum* uterine symptoms are those which often follow pregnancy and labor. It is indicated in cases of subinvolution and labor. The uterus does not regain its normal size after confinement. When the patient rises to walk, the uterus falls by its own weight. The patient complains of heavy, dragging sensation, principally in the hypogastric region. She feels the need of some support to

hold the abdominal organs up. This is very similar to Sepia. In Sepia the woman sits with her legs crossed, thus giving an artificial support to the uterus. The leucorrhœa, too, is quite similar. Under Sepia it is yellowish-green, somewhat foetid, and often excoriating. Under Lilium I think the most characteristic leucorrhœa is watery, yellowish, or yellowish-brown, and excoriating. This excoriating property of Lilium is quite characteristic. The provers of Lilium had in two cases prolapsus, and in one, retroversion of the uterus. There is urging to urinate under Lilium; the urine when it passes causes burning and smarting, the same kind of feeling at the meatus urinarius as the leucorrhœa causes at the vulva. Then, too, you will find urging to stool; morning diarrhœa, hurrying the patient out of bed, the stool being yellow, papescent, and causing an excoriating feeling at the anus. Here Lilium rubs against Sulphur, which has characteristically early morning diarrhœa. The Lilium symptoms are usually worse in the afternoon, while those of Sepia have remission at that time of the day.

Lilium has some chest symptoms which are worthy of note. Patients experience a full, crowded feeling in the chest, as though there were too much blood there; they want the windows open, as fresh air gives them relief. This oppression of the chest is caused by venous stasis. With this feeling of oppression there is a taste as of blood in the mouth, reminding one of Pulsatilla and Hamamelis, both of which have that symptom. There is a feeling as of a rivet or a bullet in the mammary region; also a feeling of coldness about the heart. Natrum mur. cures this last symptom when it appears during mental exertion; Lilium, when it occurs as a result of uterine disease. Dr. Richard Hughes reports a case with that symptom which he cured with Petroleum.

"*Helonias*," according to Dunham, "produces profound melancholy, deep, undefined depression, with sensation of soreness and weight in the womb, 'a consciousness of a womb.' Lilium dulls the intellect, produces a sensation of hurry, with inability, and distress based on an apprehension of having some fatal or serious malady." And, further, *Helonias* is an excellent remedy when there is a tired, aching feeling, and some burning in the back and legs. This is common enough with women, and no remedy, unless it is *Picric acid*, relieves more promptly. The debility of *Helonias* is the result of impaired nutrition. Experiments have clearly demonstrated the fact that there results from its use a diminution of red corpuscles, and a general impoverishment of the blood.

Sulphur is often needed to aid Sepia in a chronic case. The comple-

mentary relation lies in the common power of the two drugs to correct abdominal congestion and other vascular irregularities. Sometimes, when the latter is in use, a forenoon "goneness" becomes marked as an eleven o'clock faint, hungry feeling. Or, flushes of heat persist. Again, a one-sided headache persistently returns and weakens the patient. Piles grow worse. The bearing down becomes continuous, with a weak feeling in the genitals. Then Sulphur is substituted, and improvement is at once noticed. After a while, however, the symptoms shift pointedly Sepia-ward; and so the two alternate. Several such cases have been observed. One patient from the West was entirely cured with these two drugs, and remains well. She had been an invalid for years.

Murex, a mollusc, bears a family resemblance to Sepia. Provings are, as yet, meagre. But clinical experience has confirmed some of the symptoms. Dr. Dunham, and after him, Dr. B. F. Betts, have made comparisons between *Murex* and Sepia which are sufficient guides in their differentiation.

Murex, like its relative, causes uterine congestion, epigastric "goneness," cystic irritation, muscular debility, and mental depression.

It differs, however, in that it causes sexual excitement; "desire so violent as to fatigue the reason;" "venereal desire renewed by the slightest touch."

Secretions are more copious than is usual with Sepia. Thus menses are profuse instead of scanty. Copious urination at night; urine pale; wakes with a start, and a violent desire to urinate. This is not so marked in Sepia. Both, however, have intermittent menses.

Both remedies are useful in the affections of the cervix: *Murex* when there is a sensation of soreness, or "a feeling as though something was pressing on a sore spot in the pelvis"—(Betts). Lancinating pains upwards to abdomen or thorax; thick, green or bloody leucorrhœa. *Murex* agrees rather with *Lilium* and *Platina* in sexual erethism, and with *Kreosote* in urinary symptoms.

Clinically it has been used for polyuria, with frequent urging at night. *Kreosote* has: Sudden urging, cannot get out of bed quick enough; urinates with great haste, and passes a large amount; urine offensive.

Kreosote, moreover, bears some relation to Sepia. Both have intermittent menstrual flow, dragging downwards in the back, and pressure outward in the genitals; painful coitus; vomiting of pregnancy; urine deposits a red sediment, and is turbid and offensive.

But the menses are usually copious. They are accompanied with somewhat different reflex symptoms from those belonging to Sepia;

notably, difficult hearing, with humming and roaring in the head. The dragging in the back is relieved by motion, not aggravated as in Sepia, and the leucorrhœa is more irritating, acrid; it excoriates the parts over which it flows. Sometimes it is yellow, when it has the odor of fresh green corn.

This acidity of leucorrhœa marks clearly the divergence of Kreosote from Sepia, as well as from Murex. This led to the employment of the drug in cancerous and other ulcerations of the cervix uteri. And we now choose it when there are burning, sensitiveness, and tumefaction of the cervix, with bloody ichorous discharges; sensitiveness to touch or to coitus; and a putridity, which is foreign to the other remedies mentioned.

Stannum resembles Sepia in simple prolapsus uteri et vaginæ, with "goneness," bearing down, melancholy. But its characteristic is falling of the uterus and vagina during hard stool. Dr. Hughes writes approvingly of its use in relieving the sensation of bearing down so common with womankind, and adds: "I have been quite astonished at its power over prolapsus. It seems to strengthen the uterine ligaments." (*Pharmacodynamics*, 4th edition.)

Nux vomica agrees with Sepia in causing portal stasis, uterine congestion, hæmorrhoids; urging to stool; backache, worse from motion; awakes at 3 A.M. But Nux produces a peculiar irritability of tissues, rendering the patient over-susceptible, while the functions are performed fitfully, spasmodically, and inharmoniously. Gastric symptoms predominate, and they are just those which result in a nervous person, from abuse of stimulants, highly seasoned food, etc. Thus, after a meal the clothing feels uncomfortable; retching predominates over actual vomiting. There are nausea, weakness, and a faint feeling after eating, as if produced by a strong purgative; but never the "goneness" of Sepia or Murex. There is frequent but ineffectual urging to stool, not inertia of the rectum. Menses are too early, though not very profuse, and are accompanied with more spasmodic pains and spasmodic movements in the abdomen than is Sepia, but with less steady bearing down and dragging. Nux has one symptom, common after lacerated perineum, viz.: internal swelling and burning of the vagina like a prolapsus.

Aloes acts on the liver, increases the bile, causes griping in the bowels, and diarrhœa. Its action on the bowels and uterus reminds us of Sepia, for it induces a determination of blood to these parts, with repletion of the veins and consequent irritation. But the relaxation, which is ex-

pressed in *Sepia* by dragging and "goneness," with weakness of the sphincters, is under *Aloes* declared as a more complete atony, a paresis.

It is expressed as heaviness, weight, with dragging down. This heaviness belongs to the pelvis, uterus, perineum, rectum, sacral region and the lower bowels. In fact, it is quite universal, even characterizing the headache; dull headache across above the forehead, with heaviness in the eyes and nausea—must make the eyes small with the pain—weight on the vertex. That the headaches belong to bowel and uterine affections, is proved by the fact that they alternate with symptoms of the latter (like *Podophyllum*).

Coupled with heaviness and congestion, is a weakness of the sphincters. The patient feels a lack of confidence in them; fears lest stools will escape with flatus—fæces and urine will pass together—every time she passes urine, a feeling as if some thin stool would escape—sudden urging in the morning.

Aloes, then, is needed when with uterine congestion and prolapsus, there are heaviness in the abdomen and back, uncertain control of the rectum. The woman frequently suffers from loose bowels. Without any warning, she feels faint, with a sensation as if she was about to have diarrhoea. If the bowels move, there is more wind than substance, and she becomes prostrated and covered with a clammy sweat. If she has hæmorrhoids, they protrude, and are relieved by cold applications.

Podophyllum suggests itself just here. It, too, acts on the liver, causes diarrhoea and prolapsus of the uterus and rectum; hollow feeling in the epigastrium; pains in the ovaries (right) and down the anterior crural nerve. Burning in hypogastrium and sacral region, with retarded menses.

Its prolapsus uteri is, however, near akin to that of *Stannum*, bearing down as if the genitals would come out during stool. In *Stannum*, however, it is recorded as occurring during hard stool; so *Podophyllum* causes the most relaxation in the pelvic region.

Podophyllum, it would seem, affects first the stomach and liver, and then uterine and rectal symptoms develop. We find it, therefore, most effective when its gastric symptoms concur with its uterine. While it resembles *Sepia* in causing bearing down in the hypogastric and sacral regions, relieved by lying down, aching in the ovaries, it differs in gastro-hepatic symptoms; fulness, weight, and dragging about the liver, soreness, better from rubbing. Diarrhoea only early in the morning or during the day; sometimes the passages are wholly fæcal, but are too frequent. Watery, gushing diarrhoea, from 3 A.M. into the fore-

noon. Prolapsus ani before stool. After stool weak, faint feeling in the abdomen, weak rectum and prolapsus of the same. This weakness resembles Aloes. It is the paresis of a violent purgative, not the general relaxation of Sepia.

Pulsatilla nigricans is very nearly related to Sepia. It cures scanty, late menses, bearing down, uterine cramps; backache; fainting; hemi-crania, clavus. Suitable for women who are irresolute, yielding, lachrymose; or, silent, peevish, nothing pleases. Anxiety, which seems to come from the epigastrium or from the heart, with qualmishness. Anxiety as if in a hot atmosphere, also at night, as from heat. Faint, must have air. Chilly, yet generally better in the open air; chilly with the pains; anæmia; chlorosis.

The uterine pains of Pulsatilla are cutting, pressing with weighty feeling, converging toward the pudenda. The weighty sensation is compared to that of a stone, and is observed in the hypogastric and sacral regions. Constrictive, colicky, cramping pains predominate; actual bearing down is not so marked. Hence, we employ it so frequently in delayed menses and in labor. It acts fitfully; hence the uterine pains come by fits and starts, as does the menstrual flow; labor-pains are spasmodic, irregular, and finally stop with complete inertia. Thus there is want of power from the very beginning, shown in the fitful character of the contractions, and finally in their utter failure. Sepia causes more bearing down with the cramp. If indicated in labor, it is when an indurated and unyielding cervix retards the progress. And then there may be spasmodic contractions of the os and upward-shooting pains. Here it favors *Gelsemium* and *Calcarea*; while Pulsatilla favors *Caulophyllum* and *Secale*.

In temperament, Pulsatilla is tearful, mild; or peevish, whimsical, cross; Sepia is tearful, depressed, but easily irritated and excited; or indifferent.

As already intimated, Sepia is of use in a congested or indurated state of the cervix uteri, with soreness and burning. *Aurum*, *Aurum mur.*, *Aurum mur. natronat.* are similar. But though gold causes hyperæmia, it acts quite differently from Sepia. On studying its effects, one is impressed with the prominence of two sets of associated symptoms; namely, nervous excitation and vascular irritation. And yet the first no more represents innervation, than the second does true plethora. They indicate irritable weakness. Hepatic, renal and uterine congestion appear to arise secondarily to a cardiac irritation with hyperæmia.

The prolonged action of gold develops a fever not unlike that of

mercury, with profuse sweat, salivation, and copious urine. There is, too, a tendency to an overgrowth of fibrous tissue, whence result cirrhoses. The glands, at first stimulated, eventually become enlarged and indurated. The periosteum is diseased, and finally the bones become carious.

In keeping with these changes are its characteristic symptoms. Under its influence the emotions become greatly affected; easily enraged by trifling contradiction; cheerfulness; but the most persistent state is one of melancholy and disgust for life, with tendency to suicide. She imagines she has lost the affections of her friends; the fates are against her; she is no longer fit for this world, and she longs to die. She is seized with præcordial anxiety and tremulous fearfulness. Rush of blood to the chest when walking fast or for a long time, with bursting fulness. Bruised pain in the uterine region. Over-sensitive to pain, nervous, tremulous, agitated. Uterus congested and prolapsed by its very weight. Sexual desire increased.

While then there are congestions, prolapsus, and melancholy, as in Sepia and Murex, the course of the symptoms is different, and especially are the mental symptoms different. In Aurum there is melancholy with depression, because of supposed loss of friendship; in Sepia there is indifference to friends. Anxiety in the former is præcordial, must move from place to place (as in *Arsenic*), a mere noise makes her anxious. Anxiety in the latter comes, it is true, with disturbed circulation, but it is not especially cardiac, and is accompanied with flushes of heat. Both produce weariness of life, with desire to die, even with suicidal tendency; Aurum, because she has lost the affections of her friends (Talcott); Sepia, from sheer loathing of life.

Platina favors on the one side gold, and on the other Sepia. All three have weariness of life. *Platina*, however, has with this a great dread of death, which the patient believes near at hand. As with Aurum the *Platina* patient feels as if she was alone, but she has a peculiar state of the mind, which finds a physical parallel in her power of vision. She is out of sorts with the world, for every thing seems too narrow. Things in her own home look strange on her return after a short absence. Persons are looked down upon as pitiful, insignificant, and very inferior to her. And similarly, *objects about her look to be smaller than natural*.

Neither Aurum nor Sepia compares with *Platina* in the pronounced nymphomania and voluptuous irritation of the genitals. The menstrual flow in the latter is profuse and clotted instead of scanty.

Platina and Sepia have uterine cramp, but in the latter it is clutching, as if suddenly seized and then relaxed; in the former it is a decided cramping followed by numbness—a symptom which is universal in this remedy.

Carbo animalis has proved itself equal, if not superior, to Sepia in indurations of the cervix, with burning tearing pain across the pubes. There are labor-like pains in the pelvis and sacrum; leucorrhœa stains yellow; menses are followed by great weakness, she can hardly speak; “goneness,” not better from eating. Desire to be alone; she avoids all conversation; anxiety and orgasm. The carbons act on the veins, favor offensive flatus, offensive discharges and excoriations, which latter are superficial and irregular in outline. Inflammations are sluggish, but tend to suppuration or death of the parts, with burning pains, great weakness, collapse.

Carbo veg. has caused bearing down in the rectum and vagina; the os is unusually open; weight in the uterus and right ovary; *menses have a strong odor*; leucorrhœa excoriates; genitals are sore in places, smart, itch, burn, are aphthous. Anxiety with distended veins; a wretched, nervous feeling in the uterus, which culminates in the thighs; nervous, fidgety. Mental depression before the menses.

The carbons, then, would come into use when induration or ulceration is present, with “venosity,” offensive excoriating discharges, and with gastric disturbances, characterized by an accumulation and passage of offensive flatus.

Carbo veg. may cure varicose veins of the genitals, with blueness and burning—bluish tumors (*Carbo animalis* being preferable if they are indurated)—ulcers, fistulæ, vaginal discharges, when these are excoriating, thin, and ichorous; while in Sepia they are less excoriating and are thicker. Burning across the sacrum, dragging from abdomen to small of the back. Burning pain deep in the pelvis, increasing and decreasing (Leadam).

Carbo animalis causes violent pressing in the back, groins, and thighs during the menses, with unsuccessful urging to eructate. It is distinguished from Sepia by a throbbing headache, which follows the menses. It also has copper-colored acne on the face.

Graphites is an impure carbon which contains traces of iron. It combines the offensive secretions, flatulency, and skin symptoms of the carbons, with anæmia.

According to Dunham the onset of the menses is accompanied with a variety of accessory symptoms, as with Sepia.

The remedy is not often quoted for prolapsus uteri, but it certainly is needed when there is a feeling as if the womb would press out the vagina; heavy load in the abdomen; lancinating-like electric shocks down the thighs (Leadam).

The leucorrhœa is profuse, coming in gushes, and is excoriating. The remedy affects the ovaries more decidedly than does *Sepia*; left ovary indurated, swollen, pains when the parts are touched.

Like *Sepia* it causes the nipples to inflame and crack. It is very useful to soften or remove cicatricial tissue in the mammæ (like *Phytolacca*).

But *Graphites* is best adapted to women who are anæmic, though obese, who are constantly cold, constipated, and subject to a rough, herpetic condition of the skin. Eruptions are moist, and sweat is offensive as in *Sepia*, but only *Graphites* has the glueyness of the secretions well-marked. The skin grows hard, cracks and bleeds. There is less desquamation than in *Sepia*.

Graphites, by virtue of its effect upon cicatricial tissue and indurations, ought to prove useful in softening the cervix when, as is often the case, a laceration has remained unhealed, acting as a source of irritation.

Natrum carbonicum and other soda salts are complementary to *Sepia*.

The carbonate is needed when there is bearing down as if all would come out; melancholy, apprehensive; over-sensitive to music. Back-ache very like *Sepia*; heaviness, worse sitting, better moving, bruised pain over the back at night, tension, boring from tip of left scapula through. Skin dry, rough.

Clinically, it has served when the cervix is enlarged, with ill-shaped os. Dr. Betts has succeeded with it in congenital defective growth of the anterior vaginal wall and this ill-shaped os.

Natrum muriaticum is suited to anæmic women, with thin worn face and general emaciation. They are melancholic, easily angered, suffer from nervous weakness, with palpitation, trembling, anxiety, and predominant chilliness; inclined to sweat; sweat in the axillæ with chilliness over the back; prolapsus uteri; cramps, scanty menses, urine with red sediment; painful coitus. It therefore resembles both *Pulsatilla* and *Sepia*. But consolation aggravates (*Pulsatilla* is easily pacified, seeks consolation); headaches congestive, pseudo-plethoric, with bursting pains, worse from the least motion, even of the eyeballs; mucous membranes smart as with *Sepia*, but there is an abnormal dryness; thus, tongue feels dry, eyelids are dry, rectum dry, smarts, etc. With this

there is a tendency to erosions, with smarting burning; thus the tongue is sore and ulcerated; gums sore and bleed. Skin unnaturally dry. The prolapsus uteri is worse in the morning, must sit down to prevent it, with backache, which is relieved by lying on the back. Tension in the hypogastric and inguinal regions as if the skin was tight (*Apis*). Leucorrhœa greenish, with smarting and feeling of dryness. Cutting in the urethra, which is most marked after urination. Menses scanty, or scanty a day or two and then copious.

Natrum hypochlorosum varies the case. According to the prover, Dr. R. T. Cooper, it is useful in debilitated persons, of lax fibre and rather sluggish, mentally and bodily. This debility is accompanied with emaciation, nervous exhaustion and other evidences of deep-seated changes in the organism. There are vertigo to falling, with aching across the forehead and uterine bearing down; swimming feeling as if the top of the cranium were about to float off. Pains across the forehead and eyes or on vertex, with uterine symptoms. Brain feels paralyzed, also the limbs, fingers numb; fainting spells. Tongue large, takes print of teeth; flatulency, costive, bloated after meals, flatulent asthma—all indicating abdominal plethora.

These symptoms are met with in connection with uterine diseases. Menses clotted, black; sleepiness, dark circles around the eyes. Bearing down in the uterus, which may be congested, enlarged and sensitive; constant oozing of blood, worse from any exertion. Womb feels as if it opened and shut; thus not precisely the clutching and relaxing of *Sepia*. Feels as if the womb was pushed up when she sits down (a symptom of *Ferrum iod.* also). Swelling low down in the abdomen, going up to the chest, causing dyspnœa, worse after eating. A weight seems to fall from across the pit of the chest to the abdomen, with aching on the top of the head. Swelling in the left ovarian region at time of menses. It seemed to cause the prolapsed uterus to rise into its place, reminding one of the experiments of Dr. Jackson with *Sepia*. Pruritus. Weak feeling about the chest. Easily overpowered with heat. This latter is also in *Sepia* as well as *Natrum mur.* and *Natrum carb.*

Actea racemosa is invaluable in the treatment of women. It is especially adapted to those who are predisposed to muscular rheumatism and myalgia. It causes hyperæmia of the brain and cord, and even inflammation in the cervical and dorsal spine. Hence comes its occipital pains, lightning-like pains, delirium, etc. (see below). It here resembles *Absinthe*, *Abrotanum*, *Gelsemium*; the last of which remedies, however, has more drowsiness and muscular paresis with less excitement.

Sepia, too, causes fulness of the spinal vessels, but less marked than Actea, more passive, more torpid. Sensory nerves, in Actea, are excited, while, at the same time, like the motor nerves and the muscles, they are weak. The heart acts feebly and nervously, the pulse is either very quick and feeble or too slow and intermitting. With this there is scanty urine, depositing a red or yellow sediment. There is a general feeling of uneasiness, restlessness and fidgets; or tremors, nervous chills. The muscles feel sore, bruised, stiff; severe myalgic pains, with numb feeling. Pains violent, dart like lightning. Phillips recommends it even for anasarca with the above condition of heart and urinary secretion, "even when Digitalis failed."

Actea, then, is preëminently a remedy for "irritable weakness." As with Sepia, there are nervousness, restlessness, melancholy, scanty menses with bearing down, etc. But Actea produces a more decided nervous excitement, amounting to delirium, with hallucinations of rats, etc.; it develops an overwhelming apprehensiveness, with no apparent cause, but which cannot be overcome, reducing the patient to despair. In her excited state she feels as if the top of her head was flying off and she would go crazy. She becomes suspicious, irritable and is dizzy as if intoxicated. All these symptoms form a part of the general nervous state, which depends upon an irritated condition of the uterus and ovaries; or is, at least, perpetuated thereby. And the disturbed state of the uterus seems to be based on a rheumatic diathesis. She suffers more from neuralgia than the Sepia patient; dull aching from occiput to vertex; aching soreness in the eyeballs, sharp pains thence to the vertex, with red, congested eyes—all associated with flexed or irritable uterus. Very important, too, are neuralgic pains in and about the latter organ; uterus sensitive to touch, pains shoot across from side to side; bearing down, with tightness around the hips, menses scanty, pain continues after flow begins. The epigastric faintness is not quite the "goneness" of Sepia. It is accompanied with nervousness, tremors, waves spreading thence all over, feeling as if frightened. Sepia may be needed in asthenopia, reflex from the uterus; Actea rather in hyperæsthesia of the retina or in ciliary neuralgia, reflex from the uterus. Both are very useful at the climacteric; Sepia for the flushes of heat; Actea, according to Hughes, for irritability, pain at the vertex, and sinking at the stomach.

Kali ferrocyanidum has relieved bearing down; pus-like leucorrhœa, profuse but not irritating; sadness even to tears. Sinking sensation at

the epigastrium. Passive uterine hæmorrhage with consequent debility (Bell, McClatchey).

But these effects ought not to be confounded with those of *Sepia*. For the drug is an intense poison, acting on the muscles and heart, etc. The gastric sinking is connected with weakened heart, the beats of which become diminished in number and force, with consequent coldness, sinking, vertigo, numbness, and tremors. The remedy, then, suits the debilitated when the heart fails. It is closely allied to *Kali carb.* in weak heart.

Calcarea ostrearum causes a pressure in the lower abdomen on physical exertion. Bearing down, worse standing; aching in the thighs. Sore pain, tension, worse holding oneself erect or bending backwards. Stinging in the cervix, stitches. But the menses are profuse and too early, and the general symptoms are, as is well known, very different from those of *Sepia*.

Calcarea phosphorica (like *Phosphorus*) produces a weak sinking feeling in the hypogastrium; empty sinking sensation at the epigastrium. Prolapsus is worse during stool or micturition, with sense of weakness and distress. Aching in the uterus. Cutting through to sacrum. Cream-like leucorrhœa. Burning in the vagina, with pain on both sides of the bladder and uterus; burning like fire up into the chest. Flushes of heat, anxiety, faintness, debility; she sweats easily.

But the menses are profuse and there is sexual excitement. She is weak and emaciated, consumptive; suffers from partial profuse sweats; but they are not offensive as in *Sepia*. Every exposure increases her rheumatic pains and, with these, her distress at the uterus.

Among the remaining remedies I may briefly refer to the following:

Mitchella, cervix engorged, dark red, swollen. This is associated with an irritation at the neck of the bladder, with urging to urinate. There are, however, no general resemblances to *Sepia*. The remedy is rather to be classed with *Eupatorium purpureum*, vesical irritability in women (Hughes)—*Hydrocotyle*, irritation of the neck of the bladder; cervix uteri red, with heat and itching of the vagina (confirmed by Dr. Mitchell)—*Vespa*, ulcer around the os; *Apis*, dysuria.

Sepia ought not to be confounded with *Secale c.* and *Ustilago*; for although the three cause bearing down, congestion, aching distress, and prolapsus uteri, the conditions are quite different. The last two act on the muscular coat of the bloodvessels and involuntary muscular fibres in general. Secondarily, from undue relaxation, they favor tumefactions, passive hemorrhages. Their "bearing down" is prolonged,

marked (like *Caulophyllum*). *Ustilago* has relieved uterine hæmorrhage; also vomiting of blood in a lady with uterine disease; passive flow of blood; the examining finger detects a soft, patulous cervix, and is stained with blood (Woodbury).

Viburnum opulus has caused and cured pains, coming as in *Sepia*, around the pelvis to the uterine region, also "goneness," empty feeling at the stomach; bearing down; "nervousness." But the bearing down is much more violent, and culminates in the uterus in intense cramp; thus favoring *Caulophyllum*, *Actea rac.*, *Secale*, etc., rather than *Sepia*.

Inula and *Hedeoma* have been proved, but clinical experience is wanting. Like *Sepia*, they cause uterine pains and bearing down; the first, dragging in the genitals, backache, urging to stool and to micturition; the second, bearing down with great weakness in the legs.

Sepia, in a few instances, has relieved choreic-like symptoms; sudden jerking of the head backwards and forwards; twisting in the stomach and then a rising to the throat. Among similar remedies we should not forget to include *Zizia*. It causes an increase of blood in the uterus, backache, smarting, burning in the back; spasmodic movements of the face and limbs. The mind is at first exhilarated, then depressed, and finally a state of indifference obtains. The most marked characteristic, however, is restless, choreic movements, worse during sleep.

When prolapsus uteri is a symptom of general defective nutrition, with little or no local congestion, *Sepia* yields to *Aletris*, *Caulophyllum*, *Abies Canadensis*, *Lac deploratum*, *Calcarea phos.*, *Natrum mur.*, *Helonias*, *Natr. hypochlor.*

In threatened abortion *Sepia* is indicated not so much by the pains as by the evidence of disturbed circulation. This, together with irritable nerves and laxness of tissue, makes up the cause of the impending catastrophe. It will be noticed that there are, or there have been, fullness and pressure of blood to the head and chest, feeling of heaviness in the abdomen, piles; flushes of heat, with faintness and momentary attacks of blindness—observed especially when the patient was in a warm or close room, kneeling as in church, when steadily using the eyes, etc. A common attendant, clearly expressive of the nature of the *Sepia* case, is the excellent keynote of Dr. H. N. Guernsey; sense of weight in the anus like a heavy ball.

This last symptom is unique, differing materially from the urging of *Nux* and *Sulphur*, the pressure of *Lilium*, and the fullness and weight of *Aloes*. The latter has also sensation of a plug wedged in between symphysis pubis and os coccygis.

LECTURE XII.

NOSODES.

THIS class of remedies, as I have already intimated in my introductory lecture, consists of disease products. Many of them have been demonstrated to possess medicinal properties, hence they are useful in the treatment of diseases of the human frame. The field here is certainly an immense one. As yet, we hardly know the commencement of our labors in this direction. I think that the time will come, when the medicines composing this group, will prove themselves to be of immense service in the treatment of chronic disease. Some of the nosodes have been derived from the diseases of animals, others from those of plants.

Great objections have been made to the nosodes as remedies in homœopathic practice. It is well that you should understand the prejudices which you will meet, both among the laity and in the profession. Objection has been made to *Psorinum*, which you know is obtained from the itch eruption and also to *Syphilinum*, the syphilitic poison, on the ground that they are nasty and filthy. This objection is certainly absurd, because nobody would for one minute entertain the idea of administering these substances in a low potency; and this being the case, no one will maintain that there is anything nasty or disagreeable to one's feelings in administering to a patient *Psorinum* in the two hundredth attenuation.

Another objection that has been raised against the nosodes, and one which certainly does carry some weight with it, is, that these substances do not cure, but that they interfere with the progress of homœopathy by confusing it with isopathy. So then it is said by prominent physicians within our ranks, if in a case of scrofula, you give *Psorinum*, your practice is not homœopathic but isopathic. I say that there is here some ground for discussion, and I hope that you will take part in the investigation of this subject. In the meanwhile, we have to fall back on the tribunal before which all prescriptions must go, and that is experience. Homœopathy is not an inductive science, in that it did not arise from a natural process of thought. Hahnemann began by experimenting. We may reason as much as we will, but we must always keep in

view the facts of the case. Now, I do not know how far I would like to go into these nosodes. Correctly applied, they are not isopathic remedies. What I call pure isopathy is the practice proposed by Dr. S. Swan, of New York. For example, if a patient is so constituted that he cannot eat strawberries without being made ill thereby, he potentizes the strawberry and administers it to the patient and claims that thus the idiosyncrasy is destroyed. Isopathy rests on the bold assertion that *what causes disease, will cure it when* administered in a high potency. The use of the nosodes in homœopathic practice is different, because in this case we start with an experimental fact. We have taken these substances, proved them on the healthy, and have administered them at the bedside. We have found them efficacious, therefore we have the same right to claim them as medicines as we have any molecular substance. We will now proceed with their symptomatology, beginning first with

PSORINUM.

Psorinum has been proved sufficiently to enable us to use it successfully in the treatment of disease. We find it especially indicated in constitutions which are psoric (to use Hahnemann's word), in those who are subject to glandular and cutaneous affections, and who do not react to the apparently well-chosen remedy. For example, the remedy suited to your case is Pulsatilla. The symptoms seem to call for it. The prescription is in accord with every rule of "Institutes," and yet relief is but transient. In such cases, you know that there is some dyscrasia underlying the disease, and this must be removed or modified before you can hope to successfully cope with the disease. Again, you are treating a case of scarlatina; your prescriptions avail nothing, and the little one dies. Many of these cases would be saved if we investigated this branch of our materia medica more thoroughly. The various constitutions or dyscrasia underlying chronic and acute affections are, indeed, very numerous. As yet, we do not know them all. We do know that one of them comes in gonorrhœa, a disease which is frightfully common, so that the constitution arising from this disease is rapidly on the increase. Now I want to tell you why it is so. It is because allopathic physicians, and many homœopaths as well, do not properly cure it. I do not believe gonorrhœa to be a local disease. If it is not properly cured, a constitutional poison which may be transmitted to the children is developed. I know, from years of experiment and observation, that gonorrhœa is a serious difficulty, and one, too, that complicates many cases that we have to treat. The same is true of syphilis

in a modified degree. Gonorrhœa seems to attack the nobler tissues, the lungs, the heart, and the nervous system, all of which are reached by syphilis only after the lapse of years.

To return from this digression: *Psorinum* is to be thought of in cases similar to Sulphur, where there is a decided psoric taint, and the well-chosen remedy refuses to act. Let us look at some of the symptoms, and so note the way that *Psorinum* affects the tissues. It causes an eruption on the skin, and this is usually of an herpetic character, and is accompanied by great itching. This itching is intolerably worse as soon as the patient gets warm in bed. By and by, you will observe that the skin has a dirty, dingy look, as though the patient had never washed himself (which may not be the case). In some places the skin has a coarse look as though bathed in oil. The sebaceous glands secrete in excess. The eruption is especially noticed in children about the scalp. It may involve the whole scalp, but it is found characteristically from the scalp down either side of the face, involving the cheeks and ears, like *tinea capitis*, which it is, in fact. This eruption is, at times, moist, and oozes a matter which is quite offensive. At other times it is dry, furfuraceous, as it is then called. There is usually associated with these skin symptoms an otorrhœa which is thin, ichorous, and horribly offensive, having an odor like that of rotten meat. Ulcers appear on the legs, usually about the tibia or around the ankles or other joints. These ulcers have but this to characterize them, *they are slow to heal*; they are indolent. I may also observe here, that the herpetic and itching eruptions just referred to are more apt to appear in the bends of joints, in the bends of the elbows, and in the popliteal spaces. The child is greatly emaciated. The entire surface of the body emits an offensive odor, which persists despite the most careful washing. This comes from the condition of the skin and from the defective action of the cutaneous glands. They do not properly eliminate, and consequently the discharges remain and undergo decomposition and give off this odor, which can never be cured until the child's skin is cured.

In summer time, these children are very apt to have cholera infantum. There is no remedy that replaces *Psorinum* in its range of symptoms in this disease. The children are apt to be nervous and restless at night as a precursory symptom to the cholera infantum. They awake at night as if frightened, or they cry out during sleep; then, two or three nights afterwards, they begin with diarrhœa; the stools are profuse and watery, dark brown or even black in color, very offensive, almost putrid in odor, and are worse at night.

We also find Psorinum indicated in the bad effects of suppressed itch. This disease is produced, you know, by the itch insect. You are justified in using as a local application any thing that will kill the insect but not suppress the disease. Such an application you have in *Oil of lavender*, which kills both the insects and their ova. When itch has been suppressed, Psorinum is an excellent remedy to redevelop it; usually, too, it will cure the disease after its redevelopment.

Psorinum is also useful when pustules or boils remain after itch has been cured by some other remedy.

There is another use which may be made of Psorinum which I have not mentioned, but which is as important as any others. Sometimes, after acute or violent diseases, we find the patient greatly prostrated. For instance, after typhoid fever; he is depressed in mind, weak in body, low-spirited, hopeless of recovery, and yet you know that there is no absolute certainty that the patient cannot get well, that there are no organic changes remaining. He has weakening night-sweats. In such cases, Psorinum is your remedy.

In such cases, you may also think of *China* or *Cinchona* which is an excellent remedy for rapid exhaustion following acute diseases, especially when there has been loss of blood, protracted or profuse diarrhoea, or profuse sweat. It is similar to Psorinum in the night-sweat; but the latter is the remedy when there is the mental state just described—this despair of recovery.

Laurocerasus is to be thought of when there is lack of reaction, especially in chest troubles.

Capsicum is indicated in lack of reaction occurring in persons of lax fibre.

Opium is a very superior remedy in these cases, when the patient is stupid and drowsy.

Valerian and *Ambra grisea* are to be used in nervous affections when the apparently well-chosen remedy fails.

Carbo veg. is indicated in cases of abdominal disease when there is great coldness of the body. The breath is cold; the pulse is rapid.

Psorinum is very similar, as you see, to *Sulphur*. It complements that remedy. It is inimical to *Lachesis*, and is antidoted by *Coffea*.

AMBRA GRISEA.

Ambra grisea is supposed to be a disease-product derived from the whale. It has a decided medicinal action. Like all substances having a strong odor, it acts prominently upon the nervous system. Unless

there are some nervous symptoms present in a case, you can hardly expect it to do good service. Ambra affects the cerebro-spinal nervous system, causing spasmodic symptoms here and there over the body. The muscles of the face twitch. It may also be used in sleeplessness arising from worryment of mind, as from business troubles. The patient may, in these cases, retire to bed feeling tolerably tired, yet so soon as the head touches the pillow he becomes wakeful. Such a case as that frequently yields to Ambra. This remedy is particularly indicated in thin, spare men, who have a decidedly nervous temperament, in whom nervousness predominates at the expense of nutrition. It is particularly indicated for the nervous complaints of old people, especially when they are forgetful and cannot remember the simplest fact. Vertigo comes on when the patient moves about, and the legs are unsteady; he totters when he walks. He has numbness of the feet and tingling in the limbs. The limbs go to sleep readily. These symptoms show you that there is either functional or organic weakness of the cerebro-spinal nervous system. We may even use the drug in cases of softening of the brain and spine, whether of senile origin or not.

There is another use we may make of Ambra grisea. It is a very quick acting remedy. We may, therefore, give it in nervous diseases when there is defective reaction. We have already learned of a similar use of Psorinum; under the latter remedy, the defective reaction arises from constitutional taint. But here under Ambra grisea, it arises from nervous weakness. We find many such cases, particularly among men.

We may use Ambra for cough, when it is worse when strangers are in the room, or under any other circumstances which would tend to excite the nervous system. It is then a cough that is reflex from mental influences. In this case, it is exactly similar to *Phosphorus*.

Ambra is also indicated for cough, whether whooping-cough or not, when the cough is followed by eructation of wind from the stomach. There are not many remedies that will cure that symptom. Ambra grisea is one and the best, another is *Sulphuric acid* and a third is *Veratrum album*. We may use Ambra in asthma when it is accompanied by cardiac symptoms, oppression of breathing, and a feeling as of a load or lump in the left chest and fluttering in the region of the heart. This comes probably from a constrictive feeling there, not as if a hand were grasping the heart, but as though something were in the left side of the chest squeezed up in a lump. It is usually accompanied by palpitation of the heart.

Ambra grisea acts markedly on the female genital organs, its action

here being quite important and unique. It causes atony of the uterus. The menses are regular as to time or they come a few days too early, but they are very profuse, and are accompanied by nose-bleed and by increase in the varicose veins on the legs (that is if the patient has such a condition of the veins of the legs). There is a discharge of blood between the periods. Any little excitement or extra effort at straining at stool brings on a vaginal discharge of blood, showing you how engorged is the uterus and how relaxed and weak the tissues, to permit of this oozing. The leucorrhœa consists principally of mucus which has a bluish or bluish-gray tinge to it.

You may also use Ambra during lying-in, especially when the constipation is severe. It is suited to those nervous women who are thin and scrawny-looking, when there are great anxiety and restlessness associated with this constipation, and who have special difficulty in having a stool when the nurse or any one else is in the room at the time.

LECTURE XIII.

SECALE CORNUTUM.

SECALE CORNUTUM is also spoken of as the "spurred-rye." Ergot, a term borrowed from the French, is the name of the drug in the old school pharmacopœia. The drug is not obtained from the rye itself, but from a fungous growth which attacks the grain, probably, when it is very young.

Secale cornutum, or Ergot, has long been used in the dominant school on account of its well-known property of producing contraction of non-striated muscular fibre when given in appreciable doses. Especially does it exert this action on those involuntary muscular fibres that have a circular or transverse direction. I believe that it does this through an influence exerted over the vaso-motor nerves, and that it is owing to this that all its symptoms are explainable. In the first place, the symptoms of Secale may be divided into two sets, those referred to the circulation, and those referred directly to the nervous system. We will consider the last-named first. We find Ergot producing convulsions, and these convulsions are peculiar and constitute a prominent symptom of ergotism, a condition of chronic poisoning produced by Ergot. Ergotism is not at all uncommon on the continent of Europe, especially in some of the provinces of Germany, where the farmers grow as much rye as we in America, grow wheat. Rye being the main grain, Ergot poisoning is frequent. Of late years, by exercising more care, the number of cases of ergotism has lessened. Let us now return from this little digression and describe the character of these convulsions.

At times the body is rigid and at others the rigidity alternates with relaxation, particularly is this noticed in the fingers. The hands are clenched, or else the fingers are spread wide apart. The facial muscles twitch. The muscular twitching commences in the face and spreads over the whole body. The abdomen is drawn in by the contraction of the muscoli recti abdominales. There is retention of urine—remember, I do not say suppression—from spasmodic contraction of the neck of the bladder. There is a great deal of spasmodic retching but not much absolute vomiting. The stomach is violently contracted.

Coming now to the action of Secale on the circulation, that is on the

bloodvessels, we find that the symptoms referred to disordered circulation are traceable to the action on the involuntary muscular fibres. We find the first effect to be one of contraction, while the secondary action of the drug is to produce a dilatation. We find the fingers look bluish-black as though the blood had settled there. The skin is wrinkled and dry. After awhile, there will follow a sloughing of a whole or part of the limb. Now, the explanation of this is as follows: There has been a prolonged contraction of the capillaries interfering with the circulation, and bringing about a stasis of blood. Thus local nutrition is deranged and the part in consequence dies. This action of *Secale* has led to its use in dry gangrene, especially of the toes in old people.

Coming next to the uterus as a muscular organ containing non-striated muscular fibres, we find that *Ergot* produces marked contraction of this viscus, acting more on the pregnant than on the non-pregnant uterus, more upon the uterus of parous than of nulliparous women. The more the uterine muscular fibres are multiplied, the more powerful is the action of *Ergot*. What symptoms does the drug produce? You know that it has been used to bring on contraction of the uterus, to cause abortion, to hasten the expulsion of the fœtus when abortion is inevitable, to increase labor-pains, to expel the after-birth, and in fact whenever it is desirable to create uterine contractions. Its characteristic symptoms are these: The uterine pains are prolonged but ineffectual. That is one symptom. Another which you will sometimes notice in cases of retained placenta, is hour-glass contraction of the uterus. This peculiar contraction prevents the expulsion of the placenta. You may by the aid of the hand remove the after-birth; but a sure plan is to give a few doses of *Secale*.

We may also use *Secale* in thin and scrawny women, whose skins are shrivelled, dry, and harsh, and whose faces are sallow and who in labor are weak. The labor-pains seem to be entirely wanting. The uterus is as flabby as though it were mucous membrane only and not a muscular organ. At other times the woman will complain of bearing down in the sacral region, a sort of prolonged urging feeling in the abdomen.

Ergot has an influence on the blood in another way. It seems to lessen the coagulating function of that fluid. Hence it will cause hæmorrhages, the flow of blood being dark, thin, and persistent. It may come from the uterus or from any of the cavities of the body. You may give it in uterine hæmorrhage when the flow is passive, dark in color and, it may be, offensive. The woman may be reduced to such

an extent that she lies unconscious and cold. Before she goes into this unconscious state she complains of tingling all over the body, and she requests her attendants to rub the limbs. Formication is the best word to describe this tingling sensation under Secale. She holds her fingers spread asunder. That symptom seems to bother her even more than the hæmorrhage itself. In such cases Secale is the remedy, especially if the constitution is favorable to it.

Again, we may use Secale in retained placenta when it arises, not from hour-glass contraction of the uterus, but after miscarriage, especially that occurring during the early months of pregnancy. The discharge corresponding to the lochia is offensive. The patient is cold and often almost pulseless from loss of blood; the uterine contractions are very imperfect, or else there is prolonged tonic contraction. In such cases, Secale is further indicated by mental symptoms. The patient has mania, during which she laughs, claps her hands over her head, in fact, seems to be beside herself.

Secale acts very prominently on the gastro-enteric organs. It produces a picture very much like that of cholera. It is useful in cholera infantum, cholera morbus, and cholera Asiatica. It is indicated when the patient is cold and almost pulseless, with spasmodic twitching of the muscles in various parts of the body; especially is this spreading asunder of the fingers noticed: The eyes are sunken, and the features pinched. There is a great deal of spasmodic retching, although not much vomiting. The surface of the body is harsh, shrivelled, and dry, as though there was no moisture left in the system. The urine is suppressed. There is tingling or formication all over the body. The stools are profuse and watery, and are ejected with great violence. The patient though cold, cannot bear to be covered.

In cholera infantum Secale is indicated by profuse undigested stools, which are watery and very offensive, and are discharged by fits and starts, and are followed by intense prostration. Now, Secale must be separated from the remedies that are similar to it, or you cannot use it to the best advantage.

It has been observed that in the case of a manufactory in which substances containing arsenic were made, that the fumes of the arsenic destroyed all the surrounding vegetation with the exception of the rye; and the rye grew more luxuriantly under the fumes of this factory than it did ordinarily. When we come to study the medicinal effects of Secale and *Arsenic*, we find that they have many symptoms in common; both produce shrivelling up of the system, both produce gangrene, both pro-

duce choleraic symptoms, and they follow each other well. We may make a few distinctions which are all sufficient, and which are mainly these: In the first place, the *Arsenicum* gangrene, and almost all of its other symptoms, are worse from cold and better from warmth. The patient wants to be wrapped up warmly. The *Secale* patient finds relief from cold. The same is true of ulcers. If you have an indolent ulcer, discharging an ichorous offensive pus, you almost always think of *Arsenicum*. Yet *Secale* may be the remedy. The distinction again is this: *Arsenicum* has relief by warmth, *Secale* by cold.

In cholera, both remedies have profuse, offensive, watery stools, which are very exhausting. *Arsenicum* lacks that tingling which is almost always present when *Secale* is the remedy. *Arsenicum* has more restlessness, anxiety, anxious tossing about and irritability of fibre. The patient wants to be warmly wrapped up; while the *Secale* patient wants to be cool.

During the stage of collapse, *Secale* is indicated by the symptoms I have mentioned. Here, it is very similar to *Carbo veg.* The latter remedy is indicated when the prostration is so great that the patient lies quiet, too weak to move, with passive hæmorrhage from the nose, and, perhaps, from the bowels as well. The body is cold, characteristically so, from the feet to the knees. The pulse is rapid, almost threadlike, and the breath is cold. In such alarming cases *Carbo veg.* may sometimes save.

Another remedy is *Camphor*, which is to be used in preference to *Secale*, *Arsenic*, or *Carbo veg.* in cholera, when the system is overwhelmed by the suddenness or violence of the poison, before there is any vomiting or diarrhœa, and when the prostration is intense. The body is as cold as ice. The voice is squeaky or husky. *Camphor* is here used in the mother tincture, a few drops in water, and a dose every fifteen minutes until the reaction takes place, when some other remedy is indicated.

Veratrum album resembles *Secale* in the coldness and blueness of the surface, with profuse watery stools; but it differs in one symptom, and that is, the cold sweat on the forehead. None of the remedies just mentioned have this symptom except *Arsenicum*, and under that remedy the restlessness is greater than under *Veratrum*, while the cold sweat on the forehead is less marked.

In the uterine symptoms, hæmorrhages, etc., we have to remember some remedies that are closely allied to *Secale*. I may incidentally mention *Carbo veg.* here as a remedy similar to *Secale* in persistent

epistaxis. On the flow goes, day after day, apparently not lessening in the least, the blood being dark and non-coagulable. You must distinguish between the two remedies by their other characteristic symptoms.

Ustilago is to be remembered as a companion of *Secale*. It is a fungus which grows on corn. It is similar in action to Ergot. Careful chemical analysis shows that it contains Ergotin just as does *Secale*. *Ustilago* may be used in hæmorrhages somewhat different in character from those of *Secale*. The hæmorrhages in which it is the most effective are those from the uterus, when the flow is bright red, partly fluid, and partly clotted. With this condition present, you may use *Ustilago*, whether it occur at climaxis or during labor or abortion, or menstruation. This remedy does not act on the uterus exactly the same as does *Secale*. It causes passive congestion of the uterus. It is especially indicated when the slight manipulation necessary for a digital examination causes oozing of blood. Another condition for which it is the remedy is menorrhagia from retroflexion of the uterus. I have generally used it in the sixth potency. It seems to tone up the uterus so that that organ loses its soft spongy feeling to the examining finger. The circulation through the uterus is improved and bleeding takes place less readily.

We have two or three other remedies useful in these cases of engorged uterus, and as this is so difficult to cure I will give them to you here.

One of them is *Bovista*, the puff-ball. When this plant is mature, the envelope of the ball bursts and there is ejected from the cavity a brownish powder which consists of the spores of the plant. This, when applied to the skin, produces an eruption much resembling herpes, and which bleeds readily. *Bovista* affects the circulation in a very peculiar way. It seems to produce a relaxation of the entire capillary system. Whether it acts through the blood, or through the nervous system, I am unable to discover. This relaxation of the capillaries favors the hæmorrhagic diathesis. On account of this unique action of *Bovista*, we find it useful in epistaxis. Whether the hæmorrhage be associated with menstrual irregularity or whether it arises from traumatism, *Bovista* may be the remedy.

We find it useful in uterine hæmorrhage when the uterus is engorged (here it is similar to *Ustilago* and *Secale*), particularly when there is flow of blood between the menstrual periods from any little over-exertion; here it is exactly like *Ambra grisea*. The menstrual flow of *Bovista* has this to characterize it: *The flow occurs chiefly or only at night or early in the morning*. It would seem that the exercise during the day, by favoring the circulation, tends to diminish the uterine congestion.

Another peculiarity of the Bovista, which I might as well mention here, is a puffy condition of the surface of the body. A lady, for instance, holding her scissors notices that a deep crease is made in the thumb and finger by the instrument, showing that there is a slight cedematous condition produced by the sluggish passage of the blood through the veins.

The Bovista also produces some symptoms of suffocation. It is used, for instance, in some countries to stupefy bees in order to facilitate the collection of honey. The symptoms of asphyxia are very much like those produced by the fumes of charcoal, so Bovista has been used as an antidote to the effects of charcoal fumes.

Arnica is another antidote to charcoal fumes.

You must remember all these symptoms of Bovista, and also another group likewise dependent upon the circulation, and that is, the heart feels enormously large, with oppression of the chest and palpitation after a meal and also during menstruation. Associated with the heart disease, and also with the deranged menses, is a headache deep in the brain, with a feeling as though the head were enormously large or swollen.

Another remedy is *Mitchella*, which may be used in case of engorged uterus when the flow is not so passive as in the case of the remedies already mentioned. The blood is brighter in color and the hæmorrhage is associated with dysuria.

The next remedy that I want to mention as similar to *Secale* in hæmorrhages is *Trillium pendulum*. This remedy is useful in an entirely different type of hæmorrhage from that calling for the former. It is indicated when the flow of blood is bright red and profuse, and is attended with a faint feeling at the epigastrium, coldness of the extremities, and rapid and feeble pulse. It is more closely allied to *Cinchona* than to any of the remedies thus far mentioned. It is indicated more by the active acute hæmorrhage than by the chronic slow oozing calling for *Secale*.

Hamamelis is likewise indicated in hæmorrhage. It acts principally on the veins. It is called for when there is hammering headache, especially about the temples. The patient exhibits no alarm or anxiety concerning the hæmorrhage. The flow is dark and rather passive. There is a feeling of soreness in the affected part. The patient is greatly exhausted by the flow of blood.

Erigeron Canadensis is indicated for hæmorrhages from the uterus associated with painful urination. How can you distinguish it from

Mitchella? The *Erigeron* hæmorrhage comes in fits and starts ; it comes with a sudden gush and then it stops again.

Sometimes the cavity remaining after the extraction of a tooth bleeds persistently. If you clean out that cavity so as to remove the clot, and apply to it a piece of cotton soaked in tincture of *Trillium*, you will often check that hæmorrhage even when other styptics fail. The *Erigeron* I have never used in that way and cannot, therefore, tell what effect it would have. I have used *Trillium* in the same way in nose-bleed.

I would like to mention here *Ferrum phosphoricum*. It acts upon the circulation very much as does *Hamamelis*. It is an excellent remedy in that stage of inflammation that we describe as "dilatation of the bloodvessels." Given then, it prevents further extension of the disease. Thus in engorgement of the lungs, it prevents the subsequent pneumonia. The chest feels sore and bruised, the pulse is full and round, but not rope-like as under *Aconite*. The expectoration is scanty and blood-streaked. Whenever the discharge contains blood and you have not the sthenic fever that belongs to *Aconite*, you may depend upon *Ferrum phos.* Sometimes in the summer complaint of children, the bloodvessels of the abdomen become greatly distended. The diarrhoea which shows itself, is somewhat watery and contains mucus and blood. There may be a little urging to stool but no tenesmus. If tenesmus appears, *Ferrum phos.* ceases to be the remedy. If your case advances to the production of pus or muco-pus, *Ferrum phos.* can do no good.

You can also use *Ferrum phos.* in the beginning of hydrocephaloid ; when in one of these violent attacks of summer complaint the child becomes drowsy and heavy, its eyes suffused with blood and a full soft pulse. It has not the hard tense pulse of *Aconite* or *Belladonna*.

LECTURE XIV.

THE VEGETABLE KINGDOM.

I HAVE now reviewed the majority of the medicines derived from the animal kingdom, and also the most important of those from the nosodes. We next come to the second grand division in natural history, the vegetable kingdom. The vegetable kingdom offers us many varieties of medicinal substances, some of great practical utility and others having but a limited sphere of usefulness. Drugs obtained from this kingdom owe their medicinal effects to the juices which they contain, or to certain properties which reside in the roots, in the flowers, or in the seeds. You may obtain the medicinal qualities of a plant from various parts of it, and these qualities may vary with the part. It is said, for instance, of *Belladonna* that one part of the plant gives us more of the acrid qualities of the drug, while another gives more of the narcotic properties. We must then be careful in making a proving of vegetable drugs that we are certain of the part of the plant we are using; and in publishing our proving of the same, we should state the part used, or whether it was one alone or all of the parts combined.

A study of the vegetable kingdom involves somewhat that of the mineral, because many of the medicinal properties of the former owe their existence to substances derived from the mineral kingdom contained in the remedy. The principal effects of some of the grasses are the result of the large quantity of Silicea they contain. Ninety-nine one-hundredths of the effects of *Laurocerasus* come from its Prussic acid. The same may be said of *Amygdala persica*. Now these substances derived from the mineral kingdom and contained in the vegetable kingdom, become more active than in the mineral kingdom; that is to say, a given chemical, if made in the laboratory, would not present as marked medicinal virtues as the same obtained from a plant. The above remarks also apply to the animal and vegetable kingdoms. Substances existing in the animal kingdom and found also in the vegetable, are far more active in the former. Thus the Colorado potato-bug which feeds on potato-plants and derives from thence Solanine, presents more powerfully the symptoms of the latter, than does the Solanine itself.

We shall study the remedies derived from the vegetable kingdom according to the classification of botanists. There are some incongruities in the botany of to-day; for instance, in the leguminous order of plants from which we get peas and beans, from which man may obtain nourishment, is also placed the *Lathyrus*, which has very poisonous properties. Because there is an outward resemblance between the *Lathyrus* and sweet-pea, it seems not a little incongruous to put them together, when their effects are so opposite.

The five relations of drugs, which I have already mentioned, apply here as in the animal kingdom. There is this to be remembered, that substances having the same origin, generally do not follow each other well. For example, if you have given Ignatia, it is not well to follow with Nux vomica, and *vice versa*, because they both contain Strychnia. Though they have many symptoms in common, they act too much in the same line. Another example may be noted in Glonoin and wine. When Glonoin was proved, it was found to have a decided action on the pulse. All the symptoms were aggravated when the provers took wine. Wine produces an excitement very similar to that of Glonoin but its action seems to be in the same direction, consequently, it intensifies the effects of the latter.

But the different orders, sub-orders and classes into which botanists divide plants, are so extensive and cover such vague resemblances, that we cannot confine ourselves strictly to this rule and, taking the drugs in a large order of plants, say that they *cannot* follow each other well. Take the Ranunculaceæ, from which we obtain Pulsatilla, Aconite, Helleborus, and Staphisagria. Now the resemblances between these four drugs, are not such that they cannot follow each other without injury. If we find, then, from our study of the symptomatology of the drugs that there are no resemblances between them, the rule does not apply. The rule would not apply to the Anacardiaceæ with Anacardium and Rhus tox. These drugs bear a family resemblance, but their points of divergence are so great, that one drug may act as an antidote to the other. The rule would apply to Ignatia and Nux vomica, and to Pulsatilla nuttalliana and Pulsatilla prætensis. I will now take up the consideration of the individual drugs derived from the vegetable kingdom.

APOCYNACEÆ.

In the order of *Apocynaceæ* are a number of plants, which we use as medicines. Among these may be mentioned *Apocynum cannabinum*,

and androsemifolium, Gelsemium sempervirens, Vinca minor, Oleander, Nux vomica, Ignatia, Woorari, Alstonia scholaris, and Spigelia. By some authorities Gelsemium, Nux vomica, Ignatia, Curare and Spigelia have been included in another order, the *Loganiaceæ*. This order of plants is very poisonous; some of them may even cause death.

APOCYNUM CANNABINUM.

Apocynum cannabinum was said by Pliny to be fatal to dogs and from this circumstance, its name was derived. It has a tough fibre, like hemp, which has been used for cordage.

Apocynum cannabinum has a marked effect in increasing the flow of urine. It is not sufficient, however, in the present course, to study the drug simply as a diuretic, because it has such a decided action on the vital forces that it demands an extended notice. It depresses the vital forces greatly as evidenced in the relaxed sphincters, loss of muscular power, etc. This loss of power is an important general symptom since it qualifies, as we shall see presently, the cardiac, renal and intestinal symptoms.

In the last few years, Apocynum has come into very extensive use in the treatment of many forms of dropsy. When I give you a succinct résumé of its symptoms, you will see that its indiscriminate use in dropsical conditions is by no means strictly homœopathic.

When indicated, Apocynum demands that the following symptoms be present: Bewilderment and heaviness of the head; drowsiness and debility or disturbed restless sleep. The functions are sluggish. The pulse is slow. The bowels are constipated although the fæces are not hard. The kidneys are torpid, or else the urine is copious and almost involuntary from relaxed sphincters. The nose and throat are filled with thick yellow mucus on awakening. Sense of oppression at the epigastrium and chest, can hardly get breath to speak, even after lighter meals than usual. The patient has a sense of oppression in the chest; he must take frequent deep inspirations. There are also fluttering of the heart, and dartings and prostrated feeling in the cardiac region. The pulse is irregular, intermittent and at times feeble, then slow. The heart beats regularly, then flutters and becomes feeble, then slow and labored, now and then losing a beat.

Here you may compare several remedies: and first, *Arsenicum*. This remedy has the same thirst and the same sinking at the epigastrium as has Apocynum, but it is indicated in more advanced cases, and the patient always presents more irritability of fibre.

I showed you the distinctions between *Apis*, *Acetic acid* and *Apocynum* when I lectured on *Apis*.

Helleborus and *Digitalis* are similar to *Apocynum* in causing torpidity, slow pulse, etc. But I think the *Apocynum*, as a rule, is the preferable remedy as *Digitalis* often proves to be treacherous.

Apocynum also has some action on the joints, producing a rheumatic condition. The joints feel stiff, especially on moving in the morning.

You will recall, too, that I mentioned *Apocynum* as a remedy in hydrocephalus; the head is large; there is bulging of the frontal bone; the fontanelles are wide open; there is squinting, and, in extreme cases, the patient is blind; one side is paralyzed. The case much resembles *Apis*, but lacks the cephalic cry. It is indicated in more advanced cases than *Apis*. One or two cases have been cured by the continued use of the remedy.

There is a diarrhœa which may call for *Apocynum*. The stools are copious, yellow, watery, or brownish, and sometimes contain undigested food. They are discharged with an expulsive force like a cork from a bottle. The sphincter ani is so weak that stools escape unbidden or while the patient is passing flatus. After stool, he feels weak or has an "all-gone feeling" in the abdomen. The face is pale and covered with a cold sweat.

Aloes has a similar weakening effect on the sphincter ani, and the great prostration after stool; but the stools under this remedy contain a jelly-like mucus, and there is a colic which is relieved by bending double.

Gamboge has stool preceded by excessive cutting about the navel. The stool is expelled "all at once" after considerable urging, and is followed by feeling of great relief.

Apocynum also has hæmorrhoids, which are associated with a feeling as if a wedge was being hammered into the anus.

OLEANDER NERIUM.

The *Oleander nerium* is a native of Palestine, but it is also found wild in Southern Europe and is much cultivated in gardens and hot-houses everywhere; it thrives especially in damp places. As a plant it is highly ornamental with its large rose-colored flowers. It is, however, very poisonous, causing a decided prostration of the nervous system with symptoms of narcosis. Do not fail to remember this depressing character of the drug. It produces weak memory, forgetfulness. Not only does it have this effect, but it also produces slowness of

perception. The patient has great difficulty in catching the meaning of your remark. Along with these mental symptoms, is a vertigo, which is the result of weakness. Everything points to depression of the sensorium. Oleander is an important remedy, when the symptoms just mentioned are forerunners of paralysis.

Once I succeeded in curing a case of headache with Oleander. It was some years ago. The patient was a young lady. The headache was relieved by forcibly looking cross-eyed. Looking up the *materia medica*, I found that Oleander had pain in the head relieved from looking sideways. That was why I prescribed the remedy.

Studying the action of Oleander on the abdominal organs, we find emptiness and goneness in the pit of the stomach, even after eating, relieved by taking brandy. You will find this symptom indicating Oleander in very weak women who have infants at the breast. Immediately after nursing, the patient is seized with tremor, and is so weak that she is scarcely able to walk across the room.

Carbo animalis is also suited to this condition.

Oleander is useful in diarrhœa. The stools are thin and contain undigested food, the characteristic symptoms being, the patient passes undigested the food he had eaten the day before. This symptom you may notice in children with cholera infantum and marasmus. Another symptom calling for Oleander in infants and children is, "every time they pass wind they soil their diapers."

Here you must study Oleander in conjunction with *Ferrum*, *Arsenicum*, *Argentum nitricum*, and *Cinchona*. *Ferrum* has diarrhœa with stool containing undigested food. This stool is unattended by pain, and is apt to occur during a meal.

Arsenicum is indicated in diarrhœa caused by chilling the stomach by the ingestion of cold substances. The stools are of a yellow color and are attended with pain of a burning character. The patient is worse after midnight than at any other time. There is great thirst.

Argentum nitricum is indicated in diarrhœa in which the bowels move as soon as the patient drinks.

Cinchona is useful in diarrhœa with watery evacuations containing undigested food; the diarrhœa is very debilitating; stools may escape involuntarily after a meal. It is caused or made worse by eating fruits.

Apis mellifica is a good remedy in cholera infantum with wide open anus and involuntary escape of fæces.

Phosphorus and *Aloes* also have involuntary escape of fæces; the symptom may best be expressed as a want of confidence in the sphincter

ani. With Phosphorus fæces pass as soon as they enter the rectum, as if the anus stood open.

In paralysis, Oleander is indicated when the disease invades one or the other limb, is painless, and usually preceded by vertigo. I think that Oleander, like Gelsemium, is indicated only in functional paralysis. I do not believe that it will cure paralysis of central origin. It goes farther than the Gelsemium, however, in implicating the sensory as well as the motor nerves.

Oleander also has an action on the skin. It produces a very sensitive skin, so that very slight friction causes soreness and chafing, especially about the neck or between the scrotum and the thighs. It produces an eruption on the scalp and back of the ears, simulating that of *crusta lactea*, oozing a fluid and breeding vermin. It is just as important a remedy in this disease as *Sulphur*, *Mezereum*, *Viola tricolor*, etc. The distinction which you may make lies in the other symptoms; i.e., if the characteristic gastro-enteric symptoms are present, Oleander will be the remedy.

For symptoms produced by acute poisoning with this remedy, *Camphor* is the best antidote. For the chronic symptoms, particularly if there is any cutaneous disorder, *Sulphur* is probably the best remedy, because it is the most similar. Of the value of this last suggestion I am not positive. I merely offer it to you for what it is worth.

VINCA MINOR.

This is one variety of the periwinkle. This *Vinca minor* contains a bitter and astringent principle making it of service as a tonic, to use old-school language, and also as a styptic to control hæmorrhage. These properties it retains in potencies. For instance, it may be used for profuse menstruation or menorrhagia, when the blood flows in one continuous stream without interruption, associated of course with great debility. I find that Dr. Richard Hughes in his *Manual of Pharmacodynamics* speaks of three cases of post-climacteric hæmorrhage, all of which were improved by *Vinca minor*. In one a permanent cure resulted; in the other two there was a return of the hæmorrhage, and in one of these the trouble was due to carcinoma.

Vinca minor produces, like its relative, Oleander, an offensive smelling eruption on the scalp and face, and behind the ears, and breeding vermin. It develops a crust which allows the discharge to remain beneath, and decomposition furnishes pabulum for the vermin; the hair falls out and is replaced by gray hair.

Vinca minor is also useful in plica polonica, a condition in which the hair is matted together.

In these skin symptoms you may compare Vinca minor with several remedies, and first with *Viola tricolor*. This is useful in crusta lactea, when the exudation is very copious; like Vinca, it mats the hair together, but there is this peculiarity which always enables you to distinguish between the two, that is, Viola has very strong-smelling urine, which has been aptly compared to cat's urine, so strong is its odor. You may think of it when persistent eczema is accompanied with disturbance in the urinary organs, either too copious urination or sudden cessation of the secretion of urine.

Another remedy is *Arctium lappa*, which is useful for moist offensive eruption, forming grayish-white crusts, especially when the glands are swollen; the axillary glands even suppurate.

Still another remedy is *Nux juglans* for crusta lactea or tinea favosa with soreness on and behind the ears (*Graphites* also has this symptom); the scalp is red and itches violently. Scabs appear on the arms and in the axilla (also *Arsenicum iod.*).

Staphisagria is a good remedy for an oozing foetid eruption; the hair falls out. The eruption is worse on the occiput. Scratching seems to change the place of itching. It is particularly indicated for sickly children with pale face and dark rings around the eyes. They are easily angered just as under *Chamomilla*. It is especially indicated after the abuse of mercury.

Ustilago has caused, but it has not yet been reported to have cured, a filthy eruption of the scalp, in which part of the hair came out while the rest was all matted. A watery serum oozed continually from the eruption.

LECTURE XV.

GELSEMIUM SEMPERVIRENS.

GELSEMIUM SEMPERVIRENS is a yellow-flowering plant indigenous to the South. It is an evergreen, and puts forth its fragrant flowers among the earliest in spring. It is highly poisonous; especially active in this respect is the bark of the roots. During our late civil war this plant was largely used in the South as a substitute for Opium as a narcotic.

To acquire a thorough knowledge of Gelsemium will not tax you much. Its sphere of action is well defined. In poisoning cases we find that the prominent and universal symptom is paralysis of the motor nerves. The mind at first is clear, or there may be a slightly stupefied condition as in case of one intoxicated, a sluggishness in thought and in emotion. Still later in the toxic effects of the drug you will note that the sphincters become relaxed; the anus remains open, permitting the escape of fæces. Urine escapes freely and involuntarily. Later, respiration becomes labored, as though the muscles had not the power to lift the chest. Finally, the heart-muscle gives out, and the patient dies. Looking, then, at these symptoms as presenting in a nutshell the action of this drug, we find that it is a depressant. It acts upon the cerebro-spinal system, particularly upon the anterior columns of the cord. We also see that, by producing this sluggishness of thought, this stupid state of the mind, it must have an action on the vascular system. It is through the vaso-motor nerves that it produces passive congestion, and I would like to say that this congestion may be either venous or arterial. Passive congestion is generally of venous origin; but under Gelsemium this passive hyperæmia refers to both arteries and veins. In addition to this nervous action of the drug, it has something of an affinity for the mucous surfaces, giving rise to catarrhal inflammations. It is not difficult with this outline of the drug to fill in the characteristics.

We find that, in obedience to its paralytic action, it causes diplopia. This double vision, when Gelsemium is the remedy, comes from paresis of the muscles of the eye.

Ptosis, or paralysis of the upper lid, calls for Gelsemium when it is associated with thick speech and suffused redness of the face. The eye-

balls feel sore, this soreness being worse on moving the eyes. In this last symptom it is similar to *Bryonia*.

In ptosis we may compare Gelsemium with *Causticum*, *Rhus toxicodendron*, *Sepia*, and *Kalmia*. *Rhus tox.* is useful in ptosis, or, in fact, in paralysis of any of the ocular muscles, when the disease occurs in rheumatic patients as a result of getting wet.

Sepia is indicated in ptosis when the disease is associated with menstrual irregularities.

Kalmia is also useful in ptosis of rheumatic origin, when attended with sensation of stiffness in the lids.

Causticum, in ptosis of rheumatic subjects.

Returning now to Gelsemium, we find that there is difficulty in swallowing, dysphagia, as it is called. This symptom is due to defect in the muscles of deglutition.

Aphonia, or want of voice, may be present; the patient may be able to whisper, but he can scarcely utter any sounds on account of the parietic state of the laryngeal muscles. This symptom is frequently observed in hysterical women after emotion, especially after emotions of a depressing character. Paralysis after emotion is noted under other drugs; for example, under *Natrum mur.*, which has, "the arm almost loses its power after a fit of anger."

The heart is affected by Gelsemium; the patient, on going to sleep, is suddenly aroused with the feeling that the heart will stop beating. He feels that the heart would cease to beat if he did not move about. Here the heart-muscle is in a weakened state, and there is a sort of instinct on the part of the person to move about to stimulate it to act.

Digitalis has a symptom just the reverse of that of Gelsemium above mentioned, namely, the patient fears that the heart will cease beating if he makes any motion.

Grindelia robusta has great weakness of the heart and lungs. When the patient drops off to sleep he wakes up suddenly with a sensation as if the respiration had ceased.

In post-diphtheritic paralysis, Gelsemium is our most valuable remedy. In one very severe case of this disease under my care, Gelsemium effected a perfect cure. The child did not have sufficient strength to hold herself up. The spine in the upper cervical region was bent backwards. One side of the body was paralyzed. In attempting to walk, the child would shuffle along as though she had no control over the muscles. If she attempted to turn around, she would fall. The speech was thick and heavy, as though the tongue were too large for the mouth. There was

marked strabismus. Sensation was nearly perfect. I ordered the patient to be stripped twice a day, and laid on the bed, and well rubbed. I gave her Gelsemium internally. Under the use of this remedy, she made a perfect recovery.

I doubt if Gelsemium will cure paralysis of organic origin, when there are alterations in the brain, the spinal cord, or the peripheral nerves themselves.

Gelsemium is useful in some cases of headache.

I said a few moments ago, that Gelsemium causes a passive congestion and by that I mean, not a violent, sudden afflux of blood to a part, but that condition of the bloodvessels in which they are dilated, just such a condition as I mentioned, the other day, under *Ferrum phos.* The headache begins in the nape of the neck, passes up over the head, and settles down over the eyes. It is usually worse in the morning, and is accompanied by stiff neck. The patient cannot think effectively or fix his attention. He becomes listless and stupid; dizziness with blurred sight and heaviness of the head. These symptoms are alleviated by the discharge of watery-looking urine.

Oleum animale has cured megrim with polyuria, the urine being perfectly clear. The face is a suffused red. The eyes grow heavy and bloodshot. There is great difficulty in lifting the upper lids; often, too, the speech is thick, as though the tongue were unwieldy. Altogether, the face has the appearance of one under the influence of liquor. Thought, too, is slow, so that the patient answers questions either slowly or imperfectly.

This condition is accompanied by a pulse which is full and round, which seems to flow under the fingers like a current of water. It is exactly like the *Aconite* pulse, except that it lacks tone, *i.e.*, the hard, unyielding pulse that *Aconite* has.

Here, then, you have symptoms which suggest Gelsemium in a variety of diseases. How useful it ought to be in the congestive stage of spotted fever! This remedy has, in addition to the symptoms already mentioned, another which is characteristic of spotted fever; that is, depression. The system seems to be laboring under some poison which it cannot overcome. So, you have every indication here for the use of this drug in that dreaded disease. When the case advances to active inflammation, when there is effusion, Gelsemium steps out and gives place to other remedies.

In addition to the form of headache above described, there is another

which is associated with a feeling as though there were a band around the head, or across the forehead.

Now for the fever *Gelsemium* produces. *Gelsemium* causes a fever which is remitting or intermitting in its type. You will find it a valuable remedy in the remitting types of fever in children. You find the patient drowsy and tossing about the bed in agony. (You cannot give *Aconite* in these cases, unless the mental symptoms of that remedy are present.) The face is red; it has this suffused redness, of which I spoke a few minutes ago. When the child is aroused from this drowsy state, it is peevish, irritable, nervous, or somewhat excitable, but never has the violent tossing about of *Aconite*. In extreme cases, the drowsiness may give place to convulsive motion. The muscles of the face twitch; the child becomes rigid, as though it were about to have a convulsion. There is usually not very much thirst, but there is great prostration, so that the child seems too weak to move. Every part of the body seems so sore that he cries out if you move him. These symptoms will remit and, possibly, the next morning, slight perspiration will show itself. The next afternoon the symptoms return as before.

In intermittent types of fever you may select *Gelsemium* in the beginning. The chill runs up the back or starts from the feet and extends upwards. It is sometimes associated with copious urination and with bruised aching feeling all over the body. The patient wants to be held so that he will not shake so much. Then comes the fever with the symptoms that I have already mentioned. Sometimes, there is irritability exhibited. The patient can bear neither noise or light. The sweat is slight or partial but it relieves all the pains. The tongue is coated white or yellow. Speech is thick. The bowels are constipated and the stools are yellow. It is especially indicated in intermittent fever of non-malarial origin.

In adults, we find *Gelsemium* the remedy in bilious fever, particularly bilious remittent fever. The reason that it is useful in bilious fever is that it causes a passive congestion of the liver. The blood flows sluggishly through the liver. This is not the same portal stasis that you find under *Nux vomica*, but it is a lazy flow of blood. Thus the liver becomes overcharged with blood, the bile cannot be properly secreted, and you have a bilious type of fever.

In typhoid fever *Gelsemium* is indicated, particularly in the initial stages; when, during the first week, the patient feels sore and bruised all over, as if he had been pounded. He dreads to move. He has headache. More than that, he has lost muscular power. He is drowsy,

and has this same suffused red face. In these cases, Gelsemium will so modify the course of the fever that the patient will pass through it with comparatively mild symptoms.

We may find Gelsemium indicated in catarrhs excited by warm, moist, relaxing weather, with excoriating discharge from the nose, making the nostrils and wings of the nose raw and sore. There are frequent sneezing and sore throat, the tonsils being red and somewhat tumefied, with difficulty in swallowing. I would remind you in passing that this difficulty in swallowing is not what it is under *Belladonna*. Under this latter remedy the difficulty comes from the extent of the swelling, and also from spasmodic contraction of the fauces, owing to the hyperæsthesia of the nerves. The minute water touches the throat it is expelled through the nose. With Gelsemium, the dysphagia is the result of the paretic state of the muscles, or the patient was muscularly weak when he caught cold. With this cold you will find dry, teasing, tickling cough, with very little expectoration. You find general prostration, and often, too, neuralgia of the face.

In* prosopalgia, Gelsemium may be of use when the disease affects one side, and is intermitting in its type. The seventh pair of nerves is involved, and the patient makes all sorts of grimaces.

Gelsemium has some slight action on the skin. It produces an itching and redness of that tissue, this itching being violent enough to prevent the patient from falling asleep. A little eruption consisting of small pimples, and somewhat resembling that of measles, may appear. Gelsemium may, therefore, be used in measles in the beginning, when fever is a prominent symptom, and we have present the coryza of the remedy; watery discharge from the nose, excoriating the wings of the nose and the upper lip. There is apt to be associated with this, a hard, barking, croupy cough, and hoarseness.

Aconite, other things being equal, is the best remedy we have for the beginning of measles. If you find a case that you presume is going to be measles, with fever, restlessness, photophobia, coryza, sneezing, and hard, croupy cough, you are justified in giving *Aconite*.

Pulsatilla is not the remedy if there be any fever.

When moisture breaks out with the fever, *Belladonna* is more likely to be the remedy.

If there is drowsy state and suffused face you may give Gelsemium in the beginning of eruptive disease, even if there be convulsions present.

Next I want to speak of the action of Gelsemium on the genital

organs. On the male organs, Gelsemium produces a condition very nearly approaching impotence, frequent involuntary emissions at night, with relaxation of the organs, no lascivious dreams, and often cold sweat on the scrotum. The organs are relaxed. It is indicated especially in those cases which arise from masturbation.

I would have you note here another remedy, namely, *Dioscorea*. This is excellent for what we may term atonic seminal emissions; when there is a passive state, two or three dreams in a night with emissions of semen. The day following the emissions, the patient feels weak, particularly about the knees. In these cases, I know of no remedy like *Dioscorea*. I usually give it first in the 12th, afterwards in the 30th.

Caladium seguinum is indicated for the bad effects of sexual excesses, when wet dreams occur without any lasciviousness, or any sexual excitement whatever.

Agnus castus is the remedy for spermatorrhœa in old sinners.

Other remedies which may be compared with Gelsemium in its action on the male organs are *Digitalis*, *Phosphorus*, *Nux vomica*, *Calcarea ostr.*, *Lycopodium*, and *Camphor*.

Sepia, *Selenium* and *Conium* produce a similar seminal weakness with erethism and easy emissions.

In gonorrhœa, Gelsemium is indicated in the beginning when there is marked urethral soreness. There are also burnings at the meatus and along the line of the urethra. The discharge as yet is slight, not having become purulent. The disease may have been suppressed, and, as a result, is complicated with epididymitis. In gonorrhœal rheumatism, it may be a useful remedy.

In diseases of the female organs, Gelsemium is an invaluable remedy. First of all, we find it useful in rigid os uteri. You must not confound this condition with the more common spasm of the os, which calls for Belladonna. Often we find in labor, after it has lasted several hours, that there has been tardy dilatation of the os. The examining finger finds the os unyielding, hard and thick. This rigid os calls for Gelsemium.

Another condition, exactly opposite to this, calls for Gelsemium, namely, complete atony of the uterus. The neck of the uterus is as soft as putty. It is perfectly flabby. The body of the uterus does not contract at all. The bag of waters bulges freely from the os. There is no attempt whatever at expulsion. In such cases, give a few doses of Gelsemium.

In the premonitory stages of puerperal convulsions Gelsemium is an

admirable remedy. Albuminuria may be present. The patient is usually drowsy, and has twitching of different parts of the body. The os is either rigid, as I first mentioned, or else everything is perfectly inactive; the pulse is full and large, but soft. Pain seems to go right through the stomach, and then backwards; sharp cutting pains that seem to go right through the neck of the uterus, and then upwards. With these pains, the face flushes.

Gelsemium may also be used in the non-pregnant state. The uterus is markedly anteflexed and feels as if squeezed by a hand. Now these uterine symptoms are associated with a frontal headache and dim vision. The head feels enormously enlarged, with a wild confused feeling in it. These symptoms alternate with sharp labor-like pains in the uterus extending to the hips and back, and even down the thighs. Gelsemium is often useful in neuralgic and congestive dysmenorrhœa when bearing down coexists.

Caulophyllum is similar to Gelsemium in dysmenorrhœa and follows it well.

Actea racemosa has headaches reflex from uterine irritation.

Gelsemium is useful for the effects of emotions, particularly after fright or fear. A suddenly-appearing diarrhœa coming on from the effects of excitement calls for Gelsemium. The stools are copious, yellow and papescent. The tongue is coated white or yellowish.

Other remedies coming into play in cases of diarrhœa arising from emotional influences are *Opium*, *Veratrum album*, *Argentum nitricum*, and *Pulsatilla*.

Opium in cases coming on as a result of fright.

Veratrum album in diarrhœa after fright, associated with cold sweat on the forehead.

Argentum nitricum when diarrhœa follows great excitement, especially when the imagination has been played upon.

Pulsatilla in diarrhœa from fright, when the stools are greenish, yellow and slimy, or very changeable.

Gelsemium may even avert an impending abortion from depressing emotions.

Conium, *Physostigma*, and *Tabaccum* intensify the action of Gelsemium.

Gelsemium is antidoted by stimulants, *Belladonna*, *Digitalis*, etc.

LECTURE XVI.

NUX VOMICA.

NUX VOMICA is a drug that was known as early as 1540, A.D., in which year, one Valerius Cordus wrote a remarkably accurate description of it. The fruit of the tree is about the size of an orange and contains a bitter gelatinous pulp. This pulp, it is said, is eaten by some of the birds of India, although it is well known to contain Strychnia. The Nux itself is the seed deprived of the pulp and shell. These seeds are disk-shaped, and are about one inch in diameter and one-quarter of an inch thick. Their surface is satiny by reason of a thick covering of adpressed radiating hairs.

You will recall that I have already mentioned that Ignatia and Nux vomica both contain as active principles two alkaloids known as *Strychnia* and *Brucia*; the Brucia being in much smaller quantities than the other and present more in the bark of the tree than in the nut itself. Its properties are somewhat similar to those of Strychnia. Both alkaloids are combined with an acid known as *Igasuric acid*, which is identical with the Malic acid found in apples and pears. Strychnia, the principal alkaloid of Ignatia and Nux vomica, has a well-described symptomatology, being a poison not uncommonly used for suicidal and homicidal purposes, and also for the extermination of the lower animals, cats, rats, etc. Strychnia causes restlessness, trembling of the limbs, stiffness of the neck and jaws. The throat is constricted similar to what we find under *Belladonna*. Sometimes there are tetanic convulsions with opisthotonos. These tetanic convulsions differ from those of true tetanus only in the fact that the muscles relax between the paroxysms. The temperature of the body is not so high as in true tetanus; and trismus comes late in Strychnia poisoning. These Strychnia convulsions are re-excited by any impressions made on the senses, particularly by the slightest touch, while rubbing relieves the patient. In very large or in oft-repeated doses, Strychnia causes paralysis of afferent nerves. Finally, collapse ensues as the result of exhaustion of the motor centres. I give you these symptoms of Strychnia for two purposes. One is that you may be familiar with them in order to recognize them in case one of your patients is unfortunate enough to be poisoned with

the drug. The other is that you may the better understand the action of *Nux vomica*, for *Strychnia* being its principal ingredient, you will find running all through its symptomatology this over-impressionability; by this I mean that everything impresses the patient excessively. External impressions, as sounds, odors and noises, excite him, and that over-irritability, I say, is characteristic of the drug.

Strychnine resembles *Picrotoxine*, *Veratria*, *Cicuta virosa*, *Thebaine*, *Hydrocyanic acid*, *Belladonna*, *Stramonium*, *Aconite*, *Physostigma*, *Pasiflora*, *Curare*, *Camphor*, and *Phytolacca*, but especially are its effects like traumatic tetanus.

Picrotoxine, according to Bartholow, is synergistic with *Strychnia*; but respiration is accelerated, not so much from spasm of the respiratory muscles as from spasm of the glottis; and there is less susceptibility to slight touch. Gubler asserts that *Picrotoxine* produces more choreic symptoms.

Veratria causes incoördination by producing relaxation of some fibres with contraction of others; that is, following prolonged contraction of muscles comes a state of partial relaxation with fibrillary contractions. Herein it somewhat resembles *Strychnia*; but it differs widely in purging and vomiting, and in general paralysis occurring, not from exhaustion, but from direct devitalizing of the muscles.

Thebaine causes tetanus, but may be distinguished by its hypnotic symptoms. It is said to be the most poisonous of the active principles of *Opium*.

Physostigma can be confused with *Strychnia* only in a limited range of symptoms. It increases the irritability of the sensory nerves and also causes tetanic spasms of involuntary muscles. But in the main, it varies widely from *Strychnia*, causing spinal paralysis and diminished reflex action. When, therefore, such symptoms as constriction of the throat, cramps in stomach and bowels, tenesmus recti, stiff spine and legs, tight feeling in and about the eyeballs, suggest a similarity with *Strychnia*, such consentaneous evidences of spinal paralysis as the following will serve for differentiation: trembling, feeble, can hardly walk, can with difficulty make the muscles obey the will (hence like *Gelsemium*, *Conium*), unsteady when walking with the eyes closed. In *Strychnia*, death results from asphyxia caused by tetanic spasm of the respiratory muscles; in *Physostigma*, from paralysis. The pupils, too, differ; the former causes dilatation; the latter contraction with defective accommodation and twitching of the eyelids.

If, now, the remote effects of *Strychnia* are to be considered—such

effects as follow severe but not fatal poisoning, or such symptoms as are frequently produced by potencies—we may still discriminate by the characteristic irritability, which is more marked in Strychnia; everything makes too strong an impression; faints from odors; muscular tremors with excitement; desire for coitus, but during an emission he becomes impotent, etc.

Curare, even if it does contain Strychnia, acts quite differently from the latter. It destroys the irritability of the end-organs of the nerves of muscles, leaving the muscles themselves intact. Reflex action is diminished or destroyed, and respiration is paralyzed. Sensation is not materially altered. Owing to paralysis of the extremities of the vagus, the heart's action is accelerated, but blood-pressure is not increased. In fact, from paralysis of vaso-motor termini, the bloodvessels dilate, lessening resistance to the blood currents. Increased peristalsis is not due to spasm but to paralysis of the inhibitory splanchnic.

We have no very trustworthy provings of *Curare*. Still Baruch has used it for so-called "liver-spots;" and Dr. Paul Pitet records several interesting cures of muscular weakness, embarrassed respiration from deficient power, immobility with fixed gaze on awaking, and in eczema of infants, worse on the face and behind the ears; scrofulous children (*World's Homœop. Convention*, vol. i.).

It has also been used for catalepsy, with spasms of the lower jaw, by Baruch, I think.

Phytolacca differs essentially from Strychnia in its acrid-narcotic properties, as well as in its tardy gastro-intestinal irritation and collapse. Still, the convulsive symptoms are somewhat similar; limbs stiff, hands firmly shut, feet extended and toes flexed, teeth clenched and lips everted, opisthotonos; chin drawn to sternum.

Passiflora incarnata has not been proved, but it has cured cases of tetanus in hot countries, where, unhappily, they are but too common. Dr. Archibald Bayne, of Barbadoes, W. I., reports two cures with the θ and 1x (*Hahn. Monthly*, May, 1881).

Angustura is placed among aromatic bitters and called a tonic. But it is more than this. It causes drawing, tension, and stiffness of muscles and joints, with bruised, sore feeling, as after a blow. This tension is marked enough in the temporal and masseter muscles to suggest trismus. The drug also affects the bones. There are points of resemblance between *Angustura* and another of the Rutaceæ, the *Ruta graveolens*. Injury to periosteum frequently suggests the latter; and it is quite

probable that injury with incipient muscular contractions may need the former.

Dr. Hering, who was fully aware of the confusion of *Angustura* with *Strychnia*, nevertheless, reported a cure of tetanus with the former, and printed the symptoms thereof in his *Guiding Symptoms*. Dr. Hubbard reports a cure made with *Angustura* (*Med. Investigator*, April, 1870).

That *Angustura vera* acts on the bones has been fully confirmed. *Ægidi* used it when the long bones were affected (see *Raue's Pathology*). Dr. C. G. Raue writes me that the preparation with which he cured podarthrocace was unquestionably the vera. It was Jenichen's, and this manufacturer carefully distinguished between *Angustura vera* and *Angustura falsa*, or *Nucis vomicæ cortex seu Brucea antidysenterica*.

Dr. Aug. Korndoerfer used Jenichen's 2° for necrosis of the lower jaw. One side of the jaw had been successfully excised; but the disease made its appearance in the other side; the cure was complete.

Of the general characteristics of *Angustura* we may refer to irritation from a slight offence (with caries). Craving for coffee (clinical, but confirmed by Dunham, Bœnninghausen, and *Ægidi*). Tenesmus recti, with soft stool; urging to urinate, with copious flow (see case of Dr. Edmundson's, *Hahn. Monthly*, October, 1876). I cannot, then, quite agree with Dr. Hughes, who asserts that *Angustura* has no recognized therapeutical place.

Aconite, in one of its manifestations, causes a general tension of nerves and vessels, characterized by the well-known anxiety, heat, etc. (see Hughes' *Pharmacodynamics*). It also induces trismus, stiffness of the limbs, and even opisthotonos. We see now why Reynol could use it successfully in trismus of horses (*Trousseau's Therapeutics*, vol. ii.); and, further, why it is recommended in the beginning of traumatic tetanus.

It does not, however, like *Strychnia*, cause increased reflex excitability. There is present rather a diminution or perversion of sensibility, expressed by tingling and numbness.

In impending tetanus, we certainly have efficient preventives of the full-fledged disease: *Aconite*, fever, anxiety, tension of muscles, tingling and numbness; *Veratrum viride*, *Hypericum*, excruciating pain in the wound; *Belladonna*, *Cicuta*, *Silicea*, and possibly *Angustura*, if the wound is suppurating or has suddenly ceased to discharge pus.

Hydrocyanic acid was first recommended in tetanus by Bégin; and Dr. Hughes, in his paper on that acid read at the World's Convention

in 1876, cites poisoning cases which prove its homœopathicity to epilepsy and to tetanus. The relation of the acid to this latter disease is more fully brought out in Dr. Hughes's *Pharmacodynamics*, where we read: "Hydrocyanic acid causes tetanus; there is not, as with Strychnia, evidence of increased reflex excitability; but, as with Aconite and Cicuta, persistent tonic spasm; this it produces by direct action upon the spinal cord."

It seems especially useful when the tetanic symptoms show themselves mostly in the muscles of face, jaws, and back; there are trismus, risus sardonicus and embarrassed respiration, with lividity and frothing at the mouth. Dr. Charles A. Barnard reports two cases of traumatic tetanus relieved with this acid. In each instance only the spasms of face, jaws, and chest lessened, other remedies being needed for the remaining symptoms (see *N. E. Med. Gazette*, October, 1882). This affinity of Hydrocyanic acid for the upper part of the body does not contraindicate the medicine in opisthotonos and general tetanic rigidity, for under its baneful influence both trunk and extremities are thrown into spasm. In one case, spasms commenced in the toes and spread over the body. But the acid undoubtedly affects the medulla oblongata most powerfully, and consequently lungs, heart, and larynx suffer though the par vagus. It bears but little resemblance to Strychnia, but is similar to *Cicuta*, *Lachesis*, and *Nicotine*.

Lachesis has relieved when, with trismus and spasm of the larynx, there is blueness from asphyxia and the patient sleeps into the paroxysm.

Cicuta virosa contains a volatile alkaloid termed *Cicutina*, which as yet has not been isolated. According to Boehm, this plant causes vomiting, diarrhœa, and tetanoid convulsions, and in man also syncope and strabismus. The volatile oil which it contains is said to be identical with oil of cumin, and is non-poisonous. But an alcoholic resinous extract containing, according to Trojanowski, Cicutoxin, causes in frogs alternate tonic and clonic spasms. The respiration is hurried, the inspiratory so far exceeding the expiratory act that the animal becomes distended with air. In mammals, the first effect is profuse salivation, quivering of muscles, and then spasms. The breathing grows very rapid, and then suddenly convulsions develop. Respiration, as with Strychnia, is suspended by contractions of the respiratory muscles. If irritated, spasms return; after the paroxysms subside, the animal lies completely exhausted.

Now these views of the action of *Cicuta* embody characteristics which have for years guided the homœopathist in the choice of this powerful

remedy; sudden rigidity, then jerks and violent distortion, followed by utter prostration. Tonic spasm renewed by touch. *Great oppression of breathing.* Lock-jaw, face dark red; froth at the mouth. Opisthotonos. *Loss of consciousness.*

The seizure in the *Cicuta* case is more epileptiform than in the *Strychnia*, and there is generally loss of consciousness. Reflex excitability is less marked in the former. The exhaustion of *Cicuta* is equalled only by *Chininum ars.*

Tabacum and *Nicotinum* cause: Head drawn back, with rigidity of muscles of neck and back; contraction of eyelids and masseter muscles; hissing respiration from spasm of laryngeal and bronchial muscles; alternate tonic and clonic spasms, followed by general relaxation and trembling; retraction of the abdominal muscles; contractions of parts supplied with involuntary muscles, as intestines, ureters, etc.; these contractions are accompanied with intense pains, nausea, cold sweat, and speedy collapse, with asphyxia.

Tobacco, then, acts upon the spine, especially upon the medulla oblongata; and also upon the abdominal ganglia. Its tetanic symptoms with asphyxia resemble those of Prussic acid rather than those of *Strychnia*. A characteristic difference between Tobacco and Nux is well brought out in their respective applications to renal colic: Pain down the right ureter into the genitals and leg, nausea, vomiting, Nux. Pains down the ureter with *deathly sickness and cold sweat*, Tabacum.

Veratrum album causes convulsions, with spasm of the glottis and constriction of the chest amounting almost to suffocation; the hands and feet are drawn inward, and the pupils are contracted. You distinguish it from *Strychnia* in this; under *Veratrum album* it is secondary to exhausting diseases and never primary, as under *Strychnia*.

Stramonium, like *Strychnia*, causes tetanic convulsions which are worse from touch or from light; the distinction lies principally here: With *Stramonium* there is almost always mania present, while under *Strychnia* the mind is clear to the last hours of life.

Camphor and *Phytolacca* are very similar to *Strychnia* in tetanic spasms. Both of these have showing of the teeth from drawing-up of the corners of the mouth. Camphor is indicated in tetanic spasms with the ever-present deathly coldness.

Phytolacca is called for when there are clenching of the hands and flexing of the toes; the lips are everted, and there is alternate spasm and relaxation of the facial muscles.

In studying *Nux vomica*, you will remember these prefatory remarks.

Next let me say that *Nux vomica* is complementary to *Sulphur*. By that I mean, that very frequently after *Nux vomica* has done as much as its symptoms will allow it to do, the remaining symptoms often find in *Sulphur* the remedy that will complete the cure.

Now, let me give you the *Nux vomica* temperament. It does not necessarily follow that you must not use *Nux* if the constitution is not what I am going to describe; but it does follow that it acts better in the constitution about to be mentioned. *Nux vomica* suits best for rather thin, spare patients. It does not seem to act so well on the fleshy. Especially is it indicated if the patient is rather irascible, and quick and active in his motions. He has a nervous temperament. The face is rather sallow or yellowish. There is a sort of false plethora that gives the patient at times red cheeks on the yellow background. Generally, too, you will find that the patient suffers from any strain on the mind, particularly, if this overtaking of the mental powers is intensified or rendered more injurious by sedentary habits. Thus you find the drug of great value for those who deprive themselves of sleep and exercise in pursuance of their studies. You will find it frequently indicated in ministers who take very little exercise, and who have become dyspeptic. They have headache and are tired in the morning when they awake. The *Nux* patient frequently lies awake at night; his mind is so wrought up that he cannot sleep. Thoughts run through the mind in confusion. He falls asleep long after midnight, and then awakes in the early morning, at four or five o'clock perhaps. He falls asleep again, and when he awakes once more, he feels terribly used up, as if he had been on a spree, and his sleep had done him no good. He has bitter taste in the mouth; the tongue is coated; he complains of dull headache, and in fact of every symptom that points to wearing out of the system from overwork. This, then, is the kind of patient in which you will find *Nux* the most effective.

The *Nux* patient, you will find, has a great deal of trouble with the digestive organs. He suffers from headache. This headache is situated either in the occiput or over one or the other eye, usually the left. When it is situated over the eye, it begins usually in the morning, and increases all day until night, and is accompanied generally by sour taste in the mouth (less frequently by a bitter taste), by accumulation of flatus and by annoying retching. This may be associated with vomiting of food and of sour matters; but the prominent feature of the vomiting is the violent retching, often more or less ineffectual, showing you the irritated condition of the stomach. He has this peculiarity of

sleep, awaking early, at three or four o'clock in the morning, and then falling asleep once more, awakes again feeling worse than at first. The bowels are constipated; and this constipation consists, characteristically, in ineffectual urging to stool. Thus you see that it is not due to atony of the rectum, but to irregular, fitful action. He suffers, also, from gastralgia, which is usually made worse by eating. It is sometimes worse, however, when the stomach is empty. The pain starts in the epigastrium, and radiates in various directions, into the back, etc. The paroxysms are very apt to recur periodically every morning, and are often associated with vomiting of sour matters and ineffectual urging to stool. The pains themselves are of a griping, clawing character, as though a hand were scraping the inside of the stomach; and they are often relieved by hot drinks. Now, you will notice that the symptoms I have mentioned for *Nux vomica*, if mentioned in pathological language, would have to be put under the term gastric irritability. The nerves are in such a state of hyperirritation that food causes spasmodic action of the stomach and ejection of its contents. This, you will notice, is pathologically similar to the condition of the rectum.

In this extreme gastric irritability, we find *Nux vomica* and two or three other remedies which we cannot get along well without. You are treating a patient who has been prostrated by disease; as soon as he swallows food, up it comes again. *Nux* is here one of the remedies, particularly in children who are very excitable, and in men when they have indulged in excessive eating or in debauchery.

In other cases, where there is much burning in the stomach with the violent ejection of food, *Bismuth* is the remedy. The *Subnitrate of Bismuth* is the remedy for pure gastralgia, that which is not associated with any catarrh, or with any of the symptoms of indigestion. The epigastric pains may be burning, griping, or lancinating, and associated with dull pain in the back, and spasmodic vomiting.

Another form of stomach trouble to which *Nux* is applicable is a dyspepsia in which there is marked aggravation about an hour or so after eating. The patient complains of great hunger about twenty-four hours or so before the attack comes on. In these cases, he craves meats, gravies, and fat foods. He has violent thirst, and water distresses the stomach and causes distension of that organ; the patient, after even a light meal, is obliged to loosen his clothing.

In still other cases, we find *Arsenicum* the remedy, when in addition to the burning pains, we have the intolerable restlessness and anxiety, thirst, etc. It produces a perfect picture of subacute gastritis.

Still another remedy more valuable than any yet mentioned is *Kreosote*. Kreosote is a remedy for this irritable weakness of the stomach. Food cannot be digested. But I think its distinctive character lies in this fact, that though the stomach retain the food several hours, it finally ejects it undigested.

In gastric symptoms following debauchery, *Nux* sometimes fails and sometimes is contraindicated by temperament. In the former case *Carbo veg.* is a good remedy.

Pulsatilla is preferable to *Nux vomica* when the symptoms have resulted from a mixed diet, such as meats, pastry, ice cream, etc., especially if the temperament agrees.

In constipation, *Nux* is similar to several remedies. *Lycopodium* has constipation with ineffectual urging to stool, but under this remedy the ineffectual urging is caused by constriction of the rectum and anus.

Carbo veg. has urging to stool similar to *Nux vomica*, but it is relieved by the passage of flatus, showing that that was the cause of the urging.

Under *Opium*, *Bryonia*, and *Alumina* the constipation is unattended by urging to stool. *Opium* has constipation from inactivity of the bowels; the stool consists of hard, round, black balls.

The *Bryonia* constipation results from dryness of the alimentary tract. The stools are large, dry, and hard.

Marked inactivity of the rectum characterizes *Alumina*. Even a soft stool requires great effort for its evacuation.

Nux vomica has a marked action on the liver. It is particularly indicated in liver affections in those who have indulged to excess in alcoholic liquors, highly-seasoned food, or have abused themselves with drastic purgatives. *Nux* is one of the best remedies we have to counteract the effect of allopathic dosing. You will frequently find it necessary in taking charge of a case that has been under old school treatment to administer *Nux* before you can make head and tail of the case. The liver you will often find in these cases swollen and hard and sensitive to the pressure of the clothing. There is often colic attending these gastric and bilious troubles. This colic may come from accumulation of flatus which presses up towards the chest, producing inconvenience in breathing; or downward upon the rectum and bladder, developing both urging to stool and urination. Or it may be hæmorrhoidal colic. By this I mean, abdominal pains which follow the sudden stoppage of a hæmorrhoidal flow. The patient has been for years subject to piles, with bleeding at stool. If from some cause, this flow is

suddenly checked and headache or colic results, Nux will help him. If the liver is enlarged, you must give Nux in repeated doses, and you will often be gratified at finding the liver resume its natural proportions. If it does not, then you have to fall back on *Sulphur*, *Sepia* or *Magnesia mur.*

Nux vomica is also useful in jaundice provoked by violent anger, by abuse of quinine, or by too high living. The patient has attacks of faintness, after which he feels very sick or weak.

Nux may also be indicated in the enlarged liver of drunkards.

Chamomilla may be employed in jaundice resulting from a fit of anger.

Bryonia is useful in jaundice when the case has been spoiled by the abuse of calomel.

Carduus marianus is indicated in jaundice with dull headache, bitter taste in the mouth, tongue white, especially in the middle with the tips and edges red. There is nausea with vomiting of an acid green fluid. The stools are bilious, and the urine golden yellow. There is an uncomfortable fulness in the region of the liver.

In hæmorrhoids, Nux may be useful when there is itching, keeping the patient awake at night, and frequently so severe as to compel the patient to sit in a tub of cold water for relief. There is frequent ineffectual urging to stool. There is bleeding from the piles. Unless Nux is thoroughly indicated, it should not be prescribed, for while, in such cases, it may cure the piles, it will excite some other trouble more unbearable than the one it has relieved.

The analogues of Nux in hæmorrhoids are several; First, *Æsculus hippocastanum*. This is a wonderful remedy in abdominal plethora. You will find it indicated when there is throbbing deep in the abdomen, particularly in the hypogastric region. The hæmorrhoids, which may or may not bleed, are accompanied by a feeling of dryness in the rectum, as though little sticks or splinters were pricking the folds of the mucous membrane. That is the key-note for *Æsculus*. *Æsculus* also has weak feeling at the sacro-iliac symphysis, as though the legs were about to give out.

The next remedy that I will mention in this connection is *Aloes*. This remedy has abdominal plethora and flatulence like *Nux* and *Sulphur*, and hæmorrhoids like *Nux*, *Sulphur* and *Æsculus*. But it differs from these remedies in that it acts almost entirely on the rectum, producing catarrh of the rectum. The stools are accompanied by an immense expulsion of flatus. The hæmorrhoids protrude like a bunch

of grapes and are greatly relieved by cold water. There is also a sort of uncertainty about the rectum, shown in a feeling as if the bowels were about to be moved. Aloes also cures a headache which, like that of *Nux vomica*, is situated over the eyes. It is attended by a sensation as though a weight were pressing the eyelids down. Relief comes from partially closing the eyelids.

Collinsonia is indicated in hæmorrhoids when there is a sensation as of sticks in the rectum. Constipation is usual. The bowels are more apt to move in the evening. *Collinsonia* is also useful in prolapsus uteri complicated with hæmorrhoids. It is just as frequently indicated in this condition as is *Podophyllum* in prolapsus uteri with diarrhœa and prolapsus recti. We find that *Collinsonia* has a symptom like one of *Opium*; dry balls of fæcal matter are passed from the rectum, but they differ from those of *Opium* in that they are of a light color.

Hamamelis is called for in hæmorrhoids when there is considerable hæmorrhage with marked soreness of the affected parts. The back feels as if it would break.

Nux vomica may be used in diarrhœa coming on after a debauch. The patient is usually worse in the morning. The stools are papescent or watery, and are characterized by being scanty and often accompanied by urging, thus keeping up the character of *Nux vomica*. The patient retches in the morning, vomiting perhaps a little froth or sour fluid. He craves liquor, of course, but so irritable is his stomach that he vomits it as soon as it is taken. Such persons seem to be particularly intolerant of milk.

We may give *Nux* in dysentery when there is frequent urging to stool, this urging ceasing as soon as the bowels move. The stools are bloody, slimy and watery and also scanty. The patient is worse in the morning. *Nux* is indicated by these symptoms, whether the disease is the result of cold, or whether it comes from the suppression of a secretion, as the perspiration.

Mercurius is distinguished from *Nux* in dysentery in that the urging to stool does not cease with the evacuation, no matter how free that may be.

Another concordant remedy in dysentery is *Aloes*. This drug is useful in dysentery when there is griping pain in the hypogastrium before stool, being here very much like *Nux vomica*. The stool consists of blood and mucus coming out in jelly-like masses. The griping may or may not cease after stool. In addition, we may have an extraordinary amount of mucus expelled.

Let me speak of the use of Nux in incarcerated hernia, whether inguinal or umbilical, and I will have done with its abdominal symptoms. Nux is indicated when the patient complains of a feeling of weakness in the abdomen on rising in the morning.

Lycopodium may be used for right-sided inguinal hernia.

Cocculus indicus comes into play in umbilical hernia after Nux vomica has failed.

Now let us look at the action of Nux on the different organs, for instance, the eyes,—we find it indicated in many eye diseases. In the first place, you may give it in ordinary conjunctivitis, particularly when it is worse in the morning. This period of aggravation is so well marked that it becomes characteristic of the drug. There is agglutination of the lids and photophobia in the morning. These symptoms may also indicate the drug in serofulous ophthalmia and in blepharospasmus.

In spasms of the eyelids, *Agaricus* is generally the best remedy.

It may also be indicated when the deeper structures of the eye are involved. For instance, it may be given in that dread disease, atrophy of the retina, whether it come from choroido-retinitis or not.

We find it indicated, too, in another condition of the retina, that is hyperæsthesia of the retina. It is indicated by the intolerance of light, worse in the morning; the least attempt to use the eyes is followed by intense pains and spasmodic motion of the different ocular muscles; with this, there may be excoriating lachrymation.

Another condition in which you find it indicated is, in ecchymoses of the sclerotic, when a certain amount of blood is effused beneath the conjunctiva. These often follow debauchery or sitting up late at night to study, in persons subject to dyspepsia.

If these ecchymoses are of traumatic origin, then we are to think of *Ledum*, *Arnica* and *Hamamelis*.

Now for Nux vomica in catarrhs. Nux is suited to the initial stages of the ordinary coryza, particularly when it has been caused by dry, cold weather, or by sitting in cold places, especially from sitting on cold steps. The trouble is associated with sneezing, and stuffed-up sensation in the nose. The nose seems to be dry, there being no discharge to speak of; the eyes water, and there is a scraping rawness in the throat. Sometimes these catarrhal symptoms seem to be worse in a warm room and are relieved by the open air.

Now this rawness differs from that of *Mercurius*. It is not a sore, raw feeling as if the skin were off, so much as it is a rough, scraping

sensation. Mercurius then is useful in coryza, with rawness and soreness of the nose and throat, with aggravation in damp weather.

Pulsatilla is the remedy for a "ripe" cold, in which the discharge is green and bland. If *Pulsatilla* is prescribed in the beginning, it usually spoils the case.

If, despite the use of *Nux*, the cold travels downwards and involves the chest, I have found *Phosphorus* to follow well.

There is an epistaxis curable by *Nux vomica*. It occurs in persons of a hæmorrhoidal disposition. It is usually preceded by headache with red cheeks. It usually comes on at night during sleep, although it may occur at any time.

Nux may also be used in Eustachian catarrh. There is itching and tingling along the Eustachian tube, and this induces a frequent desire to swallow.

You will sometimes find symptoms of the mouth suggesting *Nux* as a remedy. Ulcers form on the lips, which burn and have sticking pains in them. Ulcers also appear in the mouth. The stomacace of *Nux vomica* is of gastric origin.

The cough of *Nux vomica* is not very characteristic; but you may employ it in cough of nervous origin, for instance in coughs which are provoked by mental work. It may also be used in coughs of gastric origin; after eating, the patient suffers from cough. This is usually accompanied by soreness in the hypogastrium.

In diseases of the chest, we do not find *Nux* indicated very often; still it is sometimes useful in asthma. This asthma is usually not the pure nervous asthma, but it is that which arises from gastric disturbance. It is associated with a feeling of fulness and oppression in the stomach, particularly manifested after a hearty meal during which the patient must loosen all the clothing about the hypochondria. The abdomen is distended with flatus. Belching relieves this asthmatic state. The symptoms are always increased by cold air or any exertion, particularly ascending a height.

There is a drug analogous to *Nux vomica* which is often overlooked by members of our school, and that is *Zingiber*. *Zingiber* or ginger has a tonic effect on the stomach unless it is overused. It is not a safe article of food to be indulged in by children, or by those who have any kidney affection, as it rather favors the development of morbus Brightii. As a medicine, *Zingiber* may be used in asthma of gastric origin. The attacks come on in the night towards morning. The patient has to sit

up to breathe. Despite the severity of the paroxysms, there seems to be no anxiety.

Carbo veg. and *Lycopodium* may be used in asthma from abdominal irritation with marked flatulence.

In hæmoptysis or blood-spitting, *Nux vomica* is indicated when the trouble results from debauchery. The attack appears after a drunken spree or after some violent emotion, as anger. It may also result from suppressed hæmorrhoidal flow.

Nux vomica is a useful remedy in diseases of the genito-urinary organs. It is indicated in renal colic, when one or the other kidney, usually the right, however, is the seat of the disease. The pains extend into the genital organs and down the leg. They are usually associated with intense backache. We must here differentiate *Nux* from a few other remedies, *Lycopodium*, *Cantharis*, and *Berberis*.

One of the best remedies during the paroxysms is *Cantharis*, which relieves the patient by lessening the amount of local irritation and so permits nature to get rid of the stone with less suffering to the patient.

In the passage of gall-stones, I find that *Ether*, externally and internally, is very good. It here acts better than *Chloroform*.

Belladonna is another remedy for biliary calculi. The pains are of a sharp, shooting character; they come suddenly and radiate in various directions from the central point of irritation. The patient becomes feverish and excitable.

Berberis is an excellent remedy for biliary as well as renal calculi. The pains are of a shooting character. The patient cannot make the slightest motion, and must sit bent over to the right side to take the pain from the sore region. If, in addition, he complains of sharp darting pains following the direction of the ureter and extending into the legs, there is no remedy like *Berberis*. You find in the urine a reddish deposit, consisting of mucus, epithelium, and lithates.

The remedy to permanently cure biliary calculi is *Cinchona*. This has been highly recommended by Dr. Thayer, of Boston. Unless some symptom or symptoms call you specifically to another drug, put your patient on a course of *Cinchona* and have him continue it for a number of months.

We find *Nux* indicated in hæmaturia, when it is traceable to the same causes as the hæmoptysis.

Nux vomica is indicated also in affections of the bladder, particularly in strangury with painful urging to urinate, with passage of only a few

drops at a time, causing burning and scalding and other uncomfortable sensations.

Sometimes I have noticed that after gonorrhœa has been cured so far as the discharge is concerned, the patient still complains of irritation far back in the urethra, probably in the prostate, causing an uncomfortable feeling which the patient refers to the root of the penis. With this urging to urinate, there is urging to stool. In gonorrhœa, *Nux* is useful after the abuse of *Cubeb*s or *Copaiva*, when the discharge is thin.

Nux is useful in sexual excesses, especially for the bad effects of early masturbation. It is one of a group of remedies used in these cases ever since the days of Hahnemann. This group consists of *Nux vomica*, *Sulphur*, *Calcarea* and *Lycopodium*. *Nux* is to be given when the patient has headache, frequent involuntary emissions at night, especially towards morning; he complains of backache and difficulty in walking. Do not repeat your medicine too often, and when the improvement ceases under *Nux*, you will almost always find that *Sulphur* will be the next remedy which will give the patient any relief.

Calcarea usually follows *Nux* and *Sulphur*, particularly when night sweats follow every emission; or, after marriage, every coitus is followed by weakness of mind and body.

Lycopodium is indicated still later, when the case has gone on to complete impotency; when the erections are either absent or imperfect. The genitals are cold and somewhat shrivelled.

Staphisagria is called for in the bad effects of masturbation, particularly if there is great emaciation, with dark rings about the eyes, sallow face, and well-marked peevishness and shyness.

There is still another remedy which I would mention in this connection, and that is *Kobalt*. This is an excellent remedy for backache in the lumbar region, following seminal emissions whether voluntary or involuntary; this backache being particularly worse while sitting.

Nux is indicated in quite a variety of diseases of the female sexual organs. We find that it is a remedy which has caused and therefore can cure prolapsus uteri. It is to be used when the disease is of recent origin, and has resulted from a sudden wrenching of the body. These symptoms are often associated with constipation with ineffectual urging to stool. If *Nux* does not entirely cure, the best remedy to follow it is *Sepia*.

The menses, under *Nux vomica*, are almost always profuse, and gen-

erally dark in color. The patient has frequent fainting spells about the time of the menses, especially when in a warm room.

During pregnancy, Nux is a useful remedy for the morning sickness. The patient rises in the morning feeling haggard and sick at the stomach. The more retching predominates over vomiting, the more can we expect of Nux vomica. Jaundice, even, may be present. The skin is sallow, the bowels are constipated, and the appetite is lost. Still later, the patient complains of great pressure upwards, as though she could not breathe.

During labor, Nux is the remedy when the constipation calls for it. The labor-pains may be very spasmodic and severe; the woman has a constant inclination to stool and urine. This symptom, when Nux is the remedy, is not due to mechanical causes, such as the pressure of the child's head, but it is purely of reflex origin. Frequently, you will find fainting during the pains, or, the pains are in the back and descend thence to the buttocks and thighs. We may also give Nux when the labor pains nearly or entirely cease, exactly as in *Pulsatilla*. The temperament of the patient will enable you to decide between the two.

Now, the action of Nux vomica on the spine: It produces, as we have seen when speaking of Strychnia, irritation of the motor centres and efferent nerves. The backache cured by Nux is that located in the lumbar region. It is usually worse at night when lying in bed, and the patient cannot turn over without sitting up. It is thus useful in lumbago. The longer he lies in bed in the morning, the more does his back ache.

It is also indicated in torticollis, arising from cold and due to spinal disease.

In spinal irritation, you may use Nux when the backache just described is present in association with the following symptoms: Sudden loss of power in the legs in the morning; the hands and feet go to sleep easily; stiffness and tension in the hollow of the knees; the clothing about the waist feels too tight; sensation as of a band about the waist; desire to lie down; numbness and formication along the spine and in the extremities. These symptoms also indicate Nux in myelitis, and in the early stages of locomotor ataxia, especially when the trouble has occurred from exposure to cold or from sexual excesses.

Physostigma has a symptomatology almost typical of spinal irritation. Every nerve of spinal origin is irritated under this drug. The pressure of the finger between the vertebræ causes the patient to wince. Phy-

sostigma causes rigidity of the muscles from meningeal irritation. It finally develops trismus and tetanus.

Belladonna is the best remedy for stiff-neck of rheumatic or catarrhal origin.

Ambra grisea like *Nux vomica* is suited to thin, "dried up," nervous subjects. It has marked numbness of the skin. Various parts of the body go to sleep readily. There are also stiffness in the small of the back after sitting, and tension in the lumbar muscles worse on awaking. Even the scrotum and penis feel numb. Such patients as complain of these symptoms are apt to be excessively nervous and weak. In company, they are easily embarrassed and speak and act hastily. They are driven by nervousness to an impetuous desire to talk, but quickly give out (like *Cocculus*, *Veratrum album*, *Calcarea ostrearum*, *Alumina*, *Sulphur* and *Kali carb.*). Conversation and exercise fatigue quickly.

Asarum Europeum is suited to yet another style of nervousness. It is especially suited to irritable females, who are so exceedingly sensitive that even the *thought* of any one scratching silk or making some similar noise causes an aggravation of their symptoms.

Castoreum is indicated when females are nervous and do not react after sickness. Hence, it may be used after typhoid, especially when the patients are subject to headaches which leave the head very sensitive to touch. These are attended by tingling, creeping sensations which are relieved by sleep.

Nux is useful in rheumatism when it involves the larger joints and muscles. It is especially indicated in rheumatism of the trunk. The swelling in the joints is usually rather pale. The symptoms are almost always worse towards morning.

Cerebral softening may be averted by *Nux vomica*. Especially is this remedy to be thought of, when sedentary habits and mental effort have operated as well as intemperance to produce the disease; especially, too, in persons who have been living too high. The memory is fickle, headache comes with every attempt to exert the mind. He has vertigo when he awakens in the morning, and his gait is vacillating.

Phosphorus is the remedy which most frequently follows *Nux* in this condition.

There is a new remedy which I would here like to mention, and that is *Picric acid*. This is a violent poison. It is to be thought of when, after every severe mental effort, the patient suffers from intense headache of throbbing character, and felt more particularly at the base of the brain. Often, too, there is congestion of the spine with increase of

sexual excitement, so that erections become almost violent enough to be termed priapism.

Next, we will look at *Nux vomica* in typhoid fevers. In the selection of *Nux* in such cases, you are guided by the gastric and bilious symptoms, bitter taste in the mouth; especially in the morning, nausea, vomiting of bile, and characteristic constipation of the drug. The weakness which necessarily belongs to the typhoid state is expressed under *Nux* by strong inclination to lie down. The nights are passed in nervous, excited sleep; slight noises cause him to start. He dreams a great deal at night. He may even be delirious.

Nux vomica is useful in intermittent types of fever, when the chill is preceded or accompanied by blueness of the finger-nails; gaping and yawning are well marked. There is always aching in the limbs and in the back; this is followed by fever, and that by sweat. During the apyrexia we have prominent gastric and bilious symptoms.

A peculiarity of *Nux* well worthy of mention is, that it seems to intensify the action of *Sepia*. The same relation exists between *Sepia* and *Lilium tigrinum*, and *Sulphur* and *Mercury*. *Nux vomica* is inimical to *Zinc*.

The *Nux* patient is always better after an uninterrupted sleep. Led by this symptom, Dr. P. P. Wells cured his friend Dr. Dunham of diphtheria with *Nux*, a characteristic symptom of the case being marked relief from a nap. When the sleep is disturbed, the *Nux* patient is always worse. Early in the evening he is irresistibly drowsy.

Nux acts best when given in the evening. According to Hahnemann, sensitive persons should not take it fasting in the morning or on first awaking because its most powerful symptoms are then called out. Neither should it be taken just before or after a meal or when the mind is on a strain.

LECTURE XVII.

IGNATIA AMARA.

IGNATIA AMARA, or, more properly speaking, *Strychnos ignatia*, is a large climbing shrub growing in the Philippine Islands and in Cochin-China. The fruit is spherical or ovoid, about four inches in diameter. Its shell is smooth and brittle, and incloses some twenty or thirty seeds. Its name is attributed to the Jesuits, who called it St. Ignatius' bean, in honor of its virtues. Though chemically and botanically similar to Nux, the Ignatia differs materially from that remedy in symptomatology, and that too despite strong family resemblances.

Ignatia is preëminently a spinal remedy, as is also Nux vomica. Like Nux vomica, it seems to intensify the impressionability of all the senses, perhaps even more than that remedy does. Under Nux, this over-excitability is exhibited by anger, vehemence and irascibility; in Ignatia, by melancholy with tendency to weeping. Now, while there is this melancholy with the tearful mood, yet the patient smothers his or her grief. The Ignatia patients nurse their sorrows, keep them from others; while with Nux vomica, the patients are vehement and angry; they strike any one who may oppose them; they are so overbearing that one can scarcely live with them. You must separate this melancholy mood of Ignatia from that of Pulsatilla.

The *Pulsatilla* woman is tearful, sad, and melancholy like Ignatia, but there is not that introspective mood that there is in the Ignatia patient. She makes her grief known to every one who comes near her. She seeks sympathy. She is timid and yielding in her disposition.

We find Ignatia indicated in nervous women who are laboring under grief, especially when of recent origin, particularly if the patient dwells upon her troubles in secret. Such cases then, find relief in Ignatia, if not of long standing.

For the chronic or long-lasting effects of grief, we have *Phosphoric acid*. Often where this remedy is indicated, the patient complains of night sweats, not from organic disease, but from sheer exhaustion. She has little or no appetite, and complains of a sensation as of heavy pressure on the top of the head, as though a great load lay there.

Ignatia we find then to be useful for the consequences of grief, and

also, by reason of this great sensitiveness to external impressions which it produces, we find it indicated in hysteria, especially when the patient alternately laughs and cries, in other words, exhibits a changeable mood. The face flushes at every emotion. Sometimes the laughing becomes spasmodic and ends in screams and even spasms of the chest with blueness of the face. We have also globus hystericus or feeling as if a ball were rising into the throat. This is often relieved by belching, while drinking water causes an aggravation of the convulsive action in the throat. The patient may fall into a half unconscious state, with thumbs clenched and face blue as we find under *Cuprum*. Finally a sigh and a long-drawn breath announce the return to consciousness. Now let us consider some of the concordant remedies of Ignatia in these hysterical states.

Platina is indicated in hysterical women with marked mania.

Hyoscyamus is called for when the mental condition of the patient exhibits marked jealousy. She is full of suspicions. She fears that she will be poisoned, and may on that account refuse all food and medicine.

Asafœtida, like Ignatia, has the globus hystericus; flatus accumulates in the abdomen and, pressing up against the lungs, produces oppression of breathing. It is especially useful in hysterical convulsions after suppression of discharges.

Moschus is particularly suited when the patient faints readily. She sits down to her meals and faints dead away from the little extra amount of food taken into the stomach. She also has violent spasms of the chest in which it would seem that she must almost die. She turns blue in the face and foams at the mouth. She may be of scolding disposition and even this causes fainting.

Valerian is useful in these hysterical women, when the slightest exertion causes violent headache. They often complain of a sensation as if a string were hanging down into the throat. In the latter part of the evening, they exhibit a tendency to flushes of heat. The slightest pain causes fainting. They complain of a warm sensation rising from the throat into the stomach with the globus hystericus. You will often have to use Valerian for pains which simulate those of rheumatism in the limbs. They are worse while the patient sits and better when she walks about.

Nux moschata is indicated in hysteria, associated with frequent emotional changes and enormous bloating of the abdomen, after a slight

meal. The patient complains of excessive dryness of the mouth even when that cavity exhibits the normal degree of moisture.

Belladonna is indicated in hysterical states, when the patient is boisterous and wild, with red face, etc.

The *Valerianate of zinc* I have used for a common symptom of hysterical persons and of nervous persons generally, and that is, what has been termed the fidgets. They cannot sit still, or they must keep the legs in constant motion. I have used it and I do not remember to have failed to cure in a single instance. This uneasiness of the feet is not an uncommon symptom in old cases of uterine disease; I usually give the remedy in the second or third potency.

The headache of *Ignatia* is usually situated in one spot in the head, just as though a nail were being driven into the spot. Any little mental work, or in fact any work that is irksome or more severe than usual, any strong odor whether pleasant or otherwise, any emotion which would be borne without trouble by one whose nervous system is in a natural state, may bring on this headache. The attack often ends with vomiting. These headaches are often periodical, returning every two days. They often terminate with a copious flow of pale, limpid urine. Several other remedies have this last-named symptom, headache, relieved by copious urination. They are: *Aconite*, *Gelsemium*, *Silicea*, and *Veratrum album*.

The power of *Ignatia* to produce increased excitability, renders it useful in spasms, not only of hysterical origin, but also in those occurring in delicate women, who are not hysterical, and also in children. The spasms are excited by emotions, such as fright or fear, *e.g.*, the child after punishment has a convulsion. Then, too, when the child goes to sleep, there is whimpering in the sleep. This, too, *Ignatia* cures. Under ordinary circumstances the child will get over the trouble without any treatment; but if the child is an extremely delicate one, or if the trouble occurs during the period of dentition, or there is some reason for fearing convulsions or hydrocephalus, *Ignatia* may prevent a great deal of trouble. During the convulsions, when *Ignatia* is the remedy, you will find the face pale, or else at times flushed up, but usually deathly pale. There is twitching of individual muscles, those about the eyelids or the mouth, and the child stiffens out. Especially is *Ignatia* the remedy when the convulsions have appeared after grief, fright, or some violent emotion.

Nervous women in labor may require *Ignatia* for spasms. These spasms, however, are to be distinguished from those calling for *Bella-*

donna, *Stramonium*, etc., by the absence of fever or severe congestion, and from *Hyoscyamus* by the unconsciousness or mania which the latter causes.

In these convulsions produced by emotions, unless you have perfectly in your mind the distinction between several remedies, you may not make as prompt a cure as you ought. *Opium*, like *Ignatia*, is a remedy for the sudden effects of emotions. It does little or no good for the protracted effects. It, too, is worse after punishment, fright, or fear. The body stiffens out, and the mouth and the muscles of the face twitch. Thus far, it is exactly like *Ignatia*. The distinction lies in this particular: Under *Opium*, the face is dark red, and bloated. The spasms are usually associated with loud screams, more frequently so than under *Ignatia*.

Glonoin produces sudden violent congestions to the head as does *Opium*. Like *Opium* and *Ignatia*, it may be used for the sudden effects of violent emotions. In the convulsions, the fingers are spread asunder and extended, a symptom which you also find under *Secale*.

Veratrum album also suits for convulsions after sudden violent emotions. But you find the face cold and blue, with cold sweat on the forehead.

Hyoscyamus has sudden starting and twitching of the muscles, more so than *Ignatia*; one arm will twitch and then the other. The motions are all angular. There is a great deal of frothing about the mouth. The patient seems to be wild.

Belladonna is probably more frequently indicated than any other remedy for convulsions following violent emotions, anger, etc., with bright red face, wild straining eyes, hot head, and spasms of the glottis.

Opium is probably the best remedy when, from fright of the wet-nurse, the child gets retention of urine.

Cuprum is indicated in convulsions where the fingers are clenched. There is marked blueness of the face and mouth. Any attempt to swallow fluids causes gurgling in the throat.

Chamomilla is useful in convulsions of children after any emotion. It is easily distinguished from *Ignatia* by the petulant angry disposition of the child. One cheek is red and the other pale, and there is hot sweat about the face and head.

There is a sore throat curable by *Ignatia*. The patient complains of a sensation as though there was a plug in the throat, worse when not swallowing. Examining the tonsils, you find them studded with small

superficial ulcers having a yellowish-white color. There is a constricted feeling about the throat with a great deal of nervousness and insomnia.

Ignatia may be used in chills and fever when there is thirst during the chill and when the warmth of the stove or artificial heat relieves the chill. That is not a common symptom. This is very different from *Nux vomica*, which finds no relief from covering up or from the heat of the stove.

The action of *Ignatia* on the genital organs must also be mentioned, as we find it indicated in dysmenorrhœa, associated with what is termed menstrual colic, that is when there is a great deal of bearing down in the hypogastric region. The patient exhibits hysterical symptoms. The pains are of labor-like character, and are seemingly relieved by pressure, by lying down, and by change of position. The menses are dark.

The nearest remedies here are, first, *Cocculus indicus*. This has uterine spasms and dark menstrual flow; but the backache always enables you to differentiate this drug from others. It has a weak, lame feeling in the small of the back, as though the patient were about to be paralyzed. The limbs tremble when the patient begins to walk. In addition to this, she often complains of a feeling of emptiness, or hollowness in various cavities of the body, especially in the chest and abdomen.

Pulsatilla is at times to be used for this menstrual colic, particularly when the menses are dark in color and delayed. The flow is usually fitful. The patient is apt to be chilly; and the more severe are the pains, the more chilly does the patient become.

Chamomilla is a third drug similar to *Ignatia* in uterine spasms. It is indicated by the mental symptoms. The patient is very cross, can scarcely answer any one civilly.

I would like you to remember also *Magnesia mur.*, which is indicated in uterine spasms accompanying induration of the uterus, whether of a scirrhus nature or not.

Actea racemosa is called for in uterine spasms when the pains fly across the hypogastrium from side to side.

In disorders of digestion *Ignatia* is useful when the patient complains of the presence of a bitter or sour-tasting mucus in the mouth and copious salivation. He has marked aversion to certain foods. Food may be regurgitated. Gastralgia is present. He has hiccough, aggravated by eating and smoking; and, especially in children, by emotions. There is an empty, gone feeling at the epigastrium, with qualmishness. In some cases there is empty retching relieved by eating. The patient

vomits at night the food taken in the evening. The bowels are disordered.*

Hyoscyamus is one of our best remedies for hiccough occurring after operations on the abdomen.

Stramonium and *Veratrum album* for hiccough after hot drinks, and *Arsenicum* and *Pulsatilla* after cold drinks.

Teucrium marum verum is useful in hiccough after nursing.

Ignatia is useful in prolapsus ani, which may or may not be accompanied with hæmorrhoids. You have as a characteristic symptom sharp stabbing pains shooting up into the rectum. This prolapsus ani may annoy the patient, even if there is soft stool. There is constriction at the anus, aggravated after stool, and better while sitting.

Ignatia produces quite a variety of symptoms referable to the eye, making it a useful remedy in several diseases of that organ. Like *Agaricus*, it has nictitation of the eye-lids, with spasmodic action of the facial muscles. There are neuralgic pains about the eyes. These are exceedingly severe and are often associated with the *globus hystericus*. *Ignatia* may also be used in phlyctenular ophthalmia, when there is intense photophobia and a feeling of sand in the eyes.

The toothache of *Ignatia* is worse between than during acts of eating. Now this is in perfect harmony with the throat symptoms of the drug; that is, there is a feeling as of a lump in the throat which is not felt *during* but *between* the acts of deglutition. The lump (?) may feel sore while swallowing but it is felt more markedly between acts of deglutition. This symptom has led to the selection of *Ignatia* in aphthous sore-throat (the tonsils being swollen and studded with white flat patches), and even in diphtheria.

Zincum holds a very peculiar relation to *Ignatia* and *Nux vomica*. It follows *Ignatia* well while it is inimical to *Nux vomica*.

CURARE.

Curare acts on the periphery of the motor nerves, hence it produces paralysis of motion without any disturbance of sensation. When taken internally it causes violent symptoms, sudden vertigo associated with great weakness of the legs. Sooner or later this is followed by vomiting of bile. Some time ago I treated a man with cirrhotic liver. Every morning, at ten or eleven o'clock, he had an attack of bilious vomiting. This preceded a chill. Nothing seemed to stop it. But as he had this dizzy feeling just mentioned I finally gave him Curare 500, and that

stopped the vomiting after it had lasted two or three weeks. The man lived two or three months after that.

Dr. Pitet, of Paris, recommends Curare for the dyspnœa of emphysema when the patient seems to be pretty far gone. He administers the drug in the 3d or 6th potency.

Closely allied to *Nux vomica*, and the class of remedies which we will take up next week, are certain remedies derived from the order

JUGLANDACEÆ.

All the Juglandaceæ seem to produce a condition of the blood in which that fluid becomes dark and pitch-like in color. They all cause hæmorrhages.

Juglans regia, or the walnut, is useful for menses coming too soon, and composed of nothing but black coagula.

They all cause cutaneous eruptions. The most important here is the *Juglans cinerea*, sometimes called the *Juglans cathartica*.

This *Juglans cinerea* is one of the best remedies in occipital headache. The pains are of a sharp, shooting character; with this symptom, you may use the remedy in diseases of the brain or spinal cord.

Juglans cinerea also causes jaundice, just like *Nux vomica*, with stitching pains about the liver, pain under the right scapula (also *Chelidonium* and *Bryonia*), the patient wakes at three o'clock in the morning and cannot go to sleep, and often these symptoms are associated with the occipital headache just described. The stools are bilious, or yellowish-green, burning the anus, and associated with tenesmus.

In dropsy of the chest *Juglans cinerea* is useful when there are red spots on the skin, looking very much like flea-bites.

LECTURE XVIII.

ARACEÆ.

THE order of plant we shall study to-day is the *Araceæ*, or, more correctly speaking, the *Aroideæ*. The plants in this group all contain in more or less quantity, an acrid principle in their juices. The *Diffenbachia*, when taken into the mouth, produces a perfectly frightful stomacace; the mouth is covered with a yellowish-white membrane; ulcers form in and about the mouth. This drug was proved by one of the students of this College. Since then, it has been used in the treatment of violent forms of stomacace.

We have as members of this order to consider, *Arum triphyllum*, *Arum dracontium*, *Caladium seguinum*, *Pothos foetidus*, *Acorus* (of which we know but little or nothing), and the *Diffenbachia*.

Araceæ	{	Arum triphyllum	{	Ailanthus, Ammonium, Nitric ac.
		Caladium		Muriatic ac., Lycopod.
	{	Dracontium		Selenium.
		Pothos foetidus		Graphites.
		Acorus		Pix liquida.
		Diffenbachia.		Eryodiction Cal.
				Balsam of Peru.

ARUM TRIPHYLLUM.

The so-called "Jack in the pulpit" is the first drug in the order for our consideration. This drug has an interesting history. Some twenty-five years ago, there appeared an epidemic of scarlet fever, in the course of which, nearly every case that was not promptly cured in the beginning died. The percentage of losses under homœopathic as well as under other systems of treatment, was truly frightful. The reason for this was, we had no remedy which covered the symptoms of the epidemic. In a poor family, living in a small street, there were five children sick with this epidemic form of scarlatina. The physician

who was called to attend them, had lost so many cases under the usual remedies, that he thought it useless to have recourse to these. He thought it better to try something new. *Arum triphyllum* had only been experimented with, to a certain degree, but still it had been known to produce certain symptoms which led him to the selection of the drug, which he administered in a low potency. All the cases recovered. It was afterwards prescribed in other cases during the same epidemic, with marked success. From that time to this, *Arum triphyllum* has been looked upon as a valuable drug in the treatment of diphtheria, malignant forms of scarlet fever, and also other fevers having a typhoid form.

In scarlatina, we may use *Arum triphyllum* when these symptoms are present: There is an excoriating discharge from the nose and mouth making the nose and upper lip raw and sore. The tongue swells; its papillæ are large and red, giving it that rough feeling comparable to the cat's tongue. The throat is very sore, and the tonsils are very much swollen. Often, too, there is a dry cough which hurts the child so much that he cringes under it and will involuntarily put the hands to the throat as if to modify the pain. The discharge from the mouth, too, makes the lips and surrounding parts of the face sore, cracked and bleeding, the saliva itself being very acrid; scabs form; the child will not open its mouth. He is excitable and irritable in mind as well as in body. Thus, you see that *Arum triphyllum* is an exceedingly irritating drug. The child is restless, tosses about, is cross and sleepless at night. The eruption may come out very well and there may be double desquamation. At other times, the rash is dark and imperfectly developed; the child picks and bores its fingers into its nose, or nervously picks at one spot till it bleeds. In mild cases, the urine may be quite profuse, or if it is not, the appearance of profuse urination is a sign that the remedy is acting well. In very bad cases, however, those in which the malignancy shows itself in both the internal and external symptoms, you will find developed a perfect picture of uræmia, during which, the child tosses about the bed unconscious and has this involuntary picking at one spot or boring the finger into the nose; and the urine is completely suppressed. The brain is very much irritated, as shown by the restless tossing about and the boring of the head into the pillow. In such a case, *Arum triphyllum* may save the patient, although, at the best, the case is an exceedingly doubtful one.

I have never seen inflammation of the brain yield to *Arum triphyllum*, unless some one or more of these symptoms were present; either irri-

tation about the throat, mouth, or nose, or else this peculiar picking or boring at the nose or at one spot till it bleeds. I think that it would be indicated only when the cerebral inflammation came from the suppression of some violently acting poison, such as we find present in scarlatina or diphtheria. Nor would I think of giving Arum in uræmia if it arose in the course of ordinary Bright's disease. I do not think it would be the remedy unless the symptoms already referred to are present.

Arum triphyllum has a marked effect on the larynx. It produces a hoarseness which is characterized by a lack of control over the vocal cords. If the speaker attempts to raise his voice it suddenly goes off with a squeak. With this symptom you may use Arum in clergyman's sore throat.

Possibly the most similar remedy here in this hoarseness, and in this uncertainty of voice is *Graphites*, which is an excellent remedy to give singers when they cannot control their vocal cords; when they get hoarse as soon as they begin to sing and the voice cracks.

Another remedy is *Selenium*. The patient gets hoarse as soon as he begins to sing.

Now let us study for a few moments the analogues of Arum triphyllum; and first of all we will consider

Nitric acid. This was formerly the only remedy we had for scarlatina maligna. It has that excoriating discharge from the nose. No remedy has it more marked, not even the Arum. The discharge from the nose makes the nostrils and lips sore. This is attended with great prostration. The throat is extremely sore and is covered with membrane. This membrane is of a diphtheritic character, and is either dark and offensive or else yellowish-white. The mouth (whether the disease be diphtheria or scarlatina) is studded with ulcers, ulcers which appear principally on the inside of the cheeks, on the lips and on the borders of the tongue. This ulceration is accompanied by salivation, the saliva usually being watery and very acrid, and not thick and ropy. The pulse frequently intermits every third or fifth beat. This is a very bad symptom. Nitric acid is also preferable to any of the other remedies in diphtheria with these excoriating discharges when the disease advances and affects the stomach (whether or not the membrane in these cases spreads to the stomach, I cannot say); when with great prostration and membrane in the throat and nose, there is distress and uneasiness referred to the stomach, with total rejection of all food.

Muriatic acid is still another remedy in these malignant cases of scar-

latina and diphtheria. Under this remedy there is the most intense prostration. The patient seems to have scarcely life enough to move. He is worse at about ten or eleven o'clock in the morning. The mouth is studded with ulcers having a black or dark base and dipping deep in. They tend to perforate the parts on which they are situated. Often, too, with the Muriatic acid, you have the intermittent pulse of Nitric acid, but in addition to that, involuntary stool and urine.

In addition to Nitric acid and Muriatic acid in cases having these dangerous groups of symptoms you will think of *Alcohol*. You will remember that Grauvogl found that diphtheritic membrane was dissolved and its growths destroyed by several substances, one of them being Alcohol. So this substance has become a remedy for diphtheria. Alcohol in the form of brandy and water tends not only to destroy the growth, but also aids in counteracting the terrible prostration.

Lycopodium is similar to *Arum triphyllum* in scarlatina and in diphtheria. It has a similar discharge from the nose, usually associated, however, with dull, throbbing headache at the root of the nose or over the eyes. The nose is so stuffed up that the child cannot breathe at night. The patient bores and picks at the nose just as under *Arum triphyllum*. You will find in the *Lycopodium* case that the diphtheritic deposit travels from the right to the left. The patient is always worse from sleep even after a short nap. He suddenly awakens from sleep, crying out as if frightened; nothing can be done to pacify him. He is irritable and peevish. In still worse cases calling for *Lycopodium*, you will find the child unconscious and in a deep sleep. The lower jaw drops, the urine is scanty or even suppressed, and what does pass stains the bedding or clothing red and deposits a red sand. The breathing is rapid and rather rattling and a little on the snoring. Every symptom points to impending paralysis of the brain.

Ammonium causticum was first suggested by Dr. J. P. Dake for diphtheria appearing in the nasal cavities with a burning, excoriating discharge from the nose and great prostration. The symptoms above mentioned led Dr. Dake to use the remedy in an epidemic which appeared in Nashville, Tennessee.

Lastly, let me mention *Ailanthus*. The history of this drug is as follows: Dr. P. P. Wells, of Brooklyn, had two cases of poisoning in children. As he states it, it would certainly seem that he had to treat malignant cases of scarlatina; but there being no such epidemic about at the time, he looked for other causes, and found that they had been chewing the blossoms of the *Ailanthus*. This told him at once that the

Ailanthus would probably become a remedy in scarlatina. He made provings of the drug, and found that the proving only confirmed what he had already learned from these poisoning cases. Since then this remedy has been used many times and successfully too. A year ago I attended a poor child with scarlatina. The child lay in a stupor with mouth wide open. The throat was swollen, the nose stuffed up, and what little rash there was out on the body was dark and mixed with dark bluish spots. I gave *Lycopodium* without any benefit whatever. The child grew worse instead of better. I then thought of *Ailanthus*, and gave it in the sixth potency, with the result of completely curing the child. I believe that the patient would have died had it not been for the *Ailanthus*. Wherein does *Ailanthus* resemble *Arum triphyllum*? It resembles it in the acidity of the discharges. There are excoriating discharges from the mouth and nose, making the lips sore. We find a similar swelling of the throat, both inside and outside. So far as these superficial symptoms are concerned, you have identical cases. But there is a great difference to be recognized in the other symptoms. The *Ailanthus* patient becomes drowsy and lies in a stupor, hence it is indicated when there is torpidity rather than the restless tossing about as under *Arum triphyllum*. The *Ailanthus* rash comes out imperfectly; it is dark red or bluish, and is mixed with petechiæ.

Some little time ago, some members of the class requested that I would speak of the remedies useful in diphtheria; so, while I am on the subject of *Arum* and its analogues in this affection, I will take the opportunity to accede in part to that request.

Baptisia tinctoria, you know, has long enjoyed a great reputation in typhoid fever. It has lately been used in diphtheria, and in scarlatina also when the child is very much prostrated and lies in a half-stupid state almost like one intoxicated. The face is dark red and has a besotted look, and the discharges from the mouth and nose are horribly offensive; so much so, indeed, that one might suppose that gangrene of the affected parts had taken place.

Rhus tox. we find indicated in pretty severe cases, when the membrane is dark in color and bloody saliva runs out of the mouth during sleep. These symptoms are associated with inflammation of the glands about the neck, with a dark, erysipelatous hue.

Phytolacca decandra we find useful when, in the beginning of the disease, there are creeps and chills and backache. The patient is weak, and feels faint when he sits up in bed. On looking into the throat you

find it dark red, almost purple. There is great burning in the throat, with aggravation from hot drinks.

Amygdala amara, when there are sharp, lancinating pains through the swollen tonsils. The palate and fauces have a dark red hue, and the patient is very much prostrated.

Naja tripudians is to be administered when there is impending paralysis of the heart. The patient is blue. He awakens from sleep gasping. The pulse is intermittent and thready. Dr. Preston, of Norristown, has been very successful with *Naja* when the symptoms I have mentioned were present.

Apis mellifica is, I think, indicated in diphtheria. From the very beginning the child is greatly prostrated. There is not much fever; in fact, there is a suspicious absence of heat. The pulse ranges from 130 to 140, and is very weak. At first, you find the throat having a varnished appearance as though the tonsils and fauces were coated with a glossy red varnish. The membrane forms on either tonsil, oftener on the right than on the left, and it is thick like wash-leather. The tongue is often swollen. If the child is old enough, he will complain of a sensation of fulness in the throat, which necessitates swallowing but making the act very difficult. The uvula, in fact the whole throat, is oedematous and swollen. The *rima glottidis* is swollen, red, and oedematous, making breathing difficult. In some of these cases the breath is very foetid, while in others it is not so in the least. In some cases there appears a red rash over the body; this rash greatly resembling that of scarlatina.

Arsenicum album is called for in rather severe cases of diphtheria when the throat is very much swollen both internally and externally, when the membrane has a dark hue and is very foetid. There is a thin, ex-coriating discharge from the nose. The throat is oedematous, just as it is under *Apis*. The patient is restless, especially after midnight. The urine is scanty. The bowels are constipated, or else there is an offensive watery diarrhoea.

Natrum arsenicosum is the remedy when there is a dark purplish hue to the throat, with great swelling and great prostration and without much pain.

Kali permang. is useful when the membrane in the throat is horribly offensive. The throat is oedematous, and there is a thin discharge from the nose; the main characteristic of the drug being this extreme foetor.

Lachesis is called for when the membrane forms first on the left ton-

sil and spreads thence to the right. How are you to distinguish it from other drugs which act in a similar manner? By the following symptoms: The symptoms are worse from empty swallowing, and they are often relieved by eating or swallowing solid food. There is a constant feeling of a lump on the left side of the throat; this descends with each act of deglutition, but returns again. Sometimes, on arousing from sleep there is a feeling as if there were needles in the throat, which creates suffocation. Sometimes, when the tonsils are very much swollen, fluids return through the nose. The fauces are of a dark purplish color, and there is great prostration. The heart is weak in its action. There is aggravation after sleep, and the throat is sensitive to the slightest touch.

Belladonna is not a prominent remedy in diphtheria. When you do give it in this disease, make sure that it is the remedy or you will lose valuable time. It may, however, be the remedy in the early stages when the violence of the attack calls for it, when there is congestion of the head before the membrane has formed.

Other remedies than those just mentioned are frequently indicated, for example, *Kali bichromicum*, *Iodine*, *Bromine*, *Merc. bin.*, *Merc. cyan.*, and others. The indications for these you will get in future lectures.

CALADIUM SEGUINUM.

Caladium is indicated in stout persons of flabby fibre who are subject to catarrhal asthma, that is, asthma with the production of mucus which is not readily raised but which, when raised, gives relief to the patient.

It is a remedy to be remembered in spermatorrhœa or in seminal weakness, particularly in nocturnal emissions, when there is complete relaxation of the organs so that emissions occur without any dreams, or if there be a dream, it is entirely foreign to sexual subjects. So you see it is indicated in far advanced cases without erections.

DRACONTIUM.

I bring this drug before you in order to say a few words concerning the remedies similar to it. Dracontium has never been proved in the high potencies. It produces symptoms similar in nature to those of *Arum triphyllum*, only it acts on a lower portion of the respiratory apparatus than does that drug. *Arum* produces a laryngeal cough. *Dracontium* acts on the trachea and bronchial tubes, giving rise to a violent attack of bronchial catarrh, with rapid formation first of watery,

burning discharge, and later, quick development of pus or muco-pus, hence it has as symptoms yellowish purulent discharge, with great burning and rawness, and other symptoms of violent inflammation.

Alongside of *Dracontium* I have placed on the board a list of remedies, some of which may be unknown to you. The *Balsam of Peru* must be remembered as an admirable remedy in bronchial catarrh when there is formation of muco-pus. When you place your ear to the chest you detect loud rales, and the expectoration is thick, creamy, and yellowish-white. The *Balsam of Peru* is an excellent remedy, even though night sweats and hectic show the disease to be progressing to an alarming condition. This drug I use in a low potency.

Next below I place *Pix liquida*, which is not only an excellent remedy in bronchial catarrh but also in phthisis pulmonalis. It is indicated by the expectoration of purulent matter, offensive in odor and taste, and accompanied by pain referred to the left third costal cartilage (really in the left bronchus). This pain may or may not apparently go through to the back. In such cases *Pix liquida* is the remedy. It is especially indicated in the third stage of phthisis.

Next to this I have placed *Guaiacum*, which is also to be thought of in the late stage of tuberculosis, when there are pleuritic pains referred to the left apex, and in addition offensive muco-purulent sputum.

Eryodiction Californicum (also called *Yerba santa*) has as yet a very limited symptomatology, but it has been used successfully in what we may call bronchial phthisis. The patient has night-sweats, and the body wastes away. There is great intolerance of food. It is called for in phthisis, the result of frequent bronchial catarrhs, and also in asthma relieved by expectoration.

POTHOS FÆTIDUS.

Pothos fœtidus is a remedy you ought to remember in asthma. It is useful for asthma that is worse from any inhalation of dust, as, for example, the inhalation of the dust in a hay-loft.

LECTURE XIX.

ANACARDIACEÆ.

TO-DAY I introduce to you for study a group of plants known as the *Anacardiaceæ*. This is a very valuable order, from which we obtain several very useful medicines. First. The *Anacardium orientale*, which comes from the East. Second. The *Anacardium occidentale*, the western *Anacardium* or cashew nut. Third. The *Comocladia dentata*, which is the *Rhus* common to the southern parts of the United States and Cuba. Upon the blossoms of this plant bees feed in certain seasons of the year. Those who partake of the honey at such times, are liable to become affected with an eruption very much resembling that of erysipelas. This *Comocladia* is very similar to *Rhus tox*. Both remedies have pain with relief from motion : both may be called for in erysipelas ; both cause scarlet redness of the body, with burning and itching ; both produce weakness, numbness, restlessness, etc. The drugs differ in their eye-symptoms. *Comocladia* has pains in the right eye with a sensation as if that organ were larger or was being pushed out of the head. These eye-symptoms are worse near a warm stove ; while those of *Rhus* are relieved by this influence. *Apis* has eye-symptoms aggravated from being near a warm stove. *Comocladia* resembles *Euphorbium officinarum* in its skin-symptoms even in the red stripes on the skin. Fourth. *Rhus toxicodendron* or the poison ivy, which I will consider at length in my next lecture. Fifth. *Rhus glabra*, or the common sumach ; it is not so poisonous a variety of the *Rhus* as those already mentioned. It has cured occipital headache, and also epistaxis proceeding from the left side. Sixth. *Rhus radicans*, which is regarded by many as identical with *Rhus tox*. Seventh. The *Rhus venenata*, an exceedingly poisonous variety. It has a large blossom of a dark reddish-brown color. It is quite a tree, growing sometimes to the height of ten feet and very much resembling the *Ailanthus*.

• This whole order of plants possesses a poisonous influence, poisoning the blood, and developing an eruption on the skin which is, at first, vesicular and finally pustular and eczematous. They may also produce an erythema ending in erysipelas. Despite the similarities thus far mentioned, there are great differences in their physiological action ; in

fact, these differences may be so great that, in some points, they may hold an opposite relation to each other.

ANACARDIUM ORIENTALE.

Anacardium.	{	Mind.	{	Lachesis.
				Nitric acid.
∨				Stramonium.
				Belladonna.
Antidotes, <i>Rhus tox</i> ,		Stomach and Bowels.	{	Nux vomica.
				Sulphur.
∨				Sepia.
				Lamium album.
		Skin.		
		Spine.		
		Joints.		
		Heart.		

Is antidoted by Juglans.

Anacardium exerts a very depressing influence on the system, not only as to the mind but as to the body as well. It produces a weakness of memory; this symptom we often meet with as the result of acute diseases; for example, the acute exanthemata such as small-pox. The eruption of Anacardium is analogous to that of variola. Taking these two symptoms, loss of memory and eruptions simulating that of variola, we find an excellent reason for prescribing this remedy when loss of memory appears as one of the sequelæ of that disease. Anacardium may also be useful when this disturbance of memory occurs in old people, or as the result of softening of the brain.

In addition to this effect on the intellect, we find the emotional mind very much disturbed; the Anacardium patient imagines that he hears voices afar off talking to him. Here it is something like *Stramonium*. He has a sensation as though he had two wills—one commanding him to do what the other forbids. This is not an uncommon symptom in typhoid fever, in which disease plants which poison the blood, as do those under consideration, may be exceedingly useful. This feeling, as if the patient had two wills, is also found under other remedies. You will find it, for example, under *Lachesis*, which, you will remember, has: "The patient thinks that he is under the control of some super-human power." A similar symptom is also found under *Belladonna*.

Another mental condition characterizing Anacardium, is a propensity to swear. Now, do not suppose that I recommend Anacardium for the cure of profanity when it exists as the result of low morals ; far from it. When, however, the propensity to swear comes as a result of mental disease, Anacardium may do noble work. I once treated a minister who exhibited a remarkable *penchant* for profanity ; try as hard as he would, he could not help it. This trouble did not affect him until he suffered from a peculiar headache, characterized by a sensation as if a plug were in the head. Anacardium made a complete cure in his case.

Another remedy producing a disposition to swear is *Nitric acid* ; but I have never seen it do any good in these cases, excepting after the abuse of mercury. The patient may imagine she has a devil in her. She has fixed ideas that her body and mind are separate. She imagines that her child is not her own. I also wish to call your attention to a symptom of the drug, on the authority of Dr. Talcott, of Middletown, New York, namely, inclination to commit suicide by shooting, a symptom which you will also find under *Antimonium crudum*.

We also find Anacardium a remedy for the bad effects of over-use of the mind, for mental fatigue, in other words. Mental exertion brings on a tearing headache, the pains being situated mostly in the forehead and back part of the forehead. In other cases, the headache may assume a different phase, in which the patient complains of a sensation as though a plug were in some part of the head, or of a constrictive sensation as though a band were tied about the head. These headaches of Anacardium are associated with great mental irritability, which is not, however, always so great as to lead the patient to indulge in profanity.

We have also hypochondriasis developed by Anacardium. The patient is apt to be clumsy and silly in his behavior, and very much depressed. These symptoms of the mind frequently owe their origin to gastric symptoms.

The gastric symptoms of Anacardium are these, and they are very characteristic: You will note that the patient is hungry much of the time ; he feels better while eating, but worse after eating. He is apt to have constipation ; there is frequent urging to stool, but when an attempt to move the bowels is made, the desire for stool passes away. The rectum seems powerless ; he complains of a sensation as of a plug or of some foreign substance in the rectum ; this symptom is not the mechanical result of the retained feces. Here you notice again the sensation as of a plug or some foreign substance interfering with the

normal function of the organ. Now these symptoms that I have mentioned are more common than we think. When they do occur, we are more apt to think of *Nux*, *Ignatia*, and *Sulphur*, and forget *Anacardium*.

Especially does *Anacardium* resemble *Nux* in the morning nausea. Like *Nux*, the former may be useful for the morning sickness of pregnancy; the patient is relieved while eating, but the symptoms return soon after. There is also a resemblance in the mental symptoms of the two drugs. Wherein do they differ? There is an essential difference in the pathologies of the cases calling for these remedies. While you will note that *Anacardium* has urging to stool, it also has in addition a powerlessness or inefficiency of the rectum, thus exhibiting a parietic state which does not belong to *Nux vomica*, the last-named drug being suited to irregular peristaltic action of the bowels. Then, too, that sensation, as of a plug in the rectum, is not found under *Nux vomica*.

Sepia is similar to *Anacardium*. This remedy has urging as if some foreign substance were in the rectum; a constant full feeling in the rectum, even after stool. In addition to that, it has inactivity of the rectum, so that even a soft stool is expelled with difficulty. It is true that these symptoms of *Sepia* almost always require the presence of some uterine disease to make it the remedy.

Do not forget the distinction I have given you between *Anacardium* and *Nux*; I admonish you again, because I know we often give *Nux* when we should have given *Anacardium*.

A French physician has recommended *Anacardium* as an invaluable remedy in internal hæmorrhoids. He administers the drug in the thirtieth potency, several times daily, for several weeks. He claims to have made many cures; I have not been able to confirm his experience.

The same physician uses *Lamium album* for external piles.

Let us now study the action of *Anacardium* on the skin. We find it useful when the face is swollen, particularly on the left side, and covered with small blisters which have a pock-like appearance. These blisters are umbilicated; they may also occur on other parts of the body. They discharge a yellowish serum which hardens into crusts in the open air. The itching is extreme, so great, indeed, as to almost compel the patient to dig the nails into the skin. These cutaneous symptoms are often accompanied by some of these gastric symptoms just mentioned.

The *Anacardium occidentale*, or cashew nut, causes a vesicular eruption on the face usually, but on other parts of the body also, and itching

almost intolerably, as you might expect, and with the formation of umbilicated pustules, as in small-pox. It produces an erysipelatous eruption on the face, and this spreads from the left to the right. Now, this is in the proving. You remember that I said in my lectures on Institutes, when in a proving the symptoms move in one direction, that the remedy producing the symptoms ought to cure a disease going in the opposite direction. For instance, in the proving of *Rhus* the erysipelatous inflammation goes from right to left, hence it cures erysipelas going from left to right. As this *Anacardium* has symptoms like *Rhus*, but moving in an opposite direction, it may act as an antidote to *Rhus tox*.

We will now speak of the action of *Anacardium orientale* on the heart. *Anacardium* is indicated in palpitation of the heart, especially in the aged, when it complicates such slight difficulties as an ordinary coryza. This palpitation is often associated with defective memory.

We also find it indicated in rheumatic affections of the pericardium, in rheumatic pericarditis characterized by sharp stitches through the cardiac region, these stitches being double, that is to say, first one stitch comes and this is quickly followed by another, and then there is a long interval.

Next we will say a few words about the action of *Anacardium* on the spine, back, and limbs. *Anacardium* may be selected in diseases of the spinal cord. The symptoms which indicate it here are, sensation as though a band were tied around the body, a feeling as though a plug were stuck in the spine so that any motion of the body gives rise to a pain as if the plug were sticking still further into the body. The knees, particularly, seem to feel weak in these spinal affections. They feel as if paralyzed. The patient is scarcely able to walk, and in addition has a feeling as though the knees were bandaged tightly.

Looking into Bœnninghausen's works, you will find that *Anacardium* has an action on the knee-joint. You will find, too, that *Pulsatilla* acts on the same locality. The swelling of *Anacardium* is of a chronic character, and is attended with a sensation as of subcutaneous ulceration.

Anacardium, you should remember, will not be antidoted by *Rhus tox.*, although, under some circumstances, it is an antidote to this remedy. But it is antidoted by the *Juglans*—also by strong coffee without sugar or milk.

Next, we come to the different varieties of the *Rhus*. *Rhus toxicodendron*, as I have already intimated, will be considered in full in my next lecture. I will now say a few words concerning *Rhus radicans*,

and the antidotal treatment of Rhus poisoning. *Rhus radicans* is highly recommended for occipital headache associated with rheumatic stiffness at the nape of the neck.

Many antidotes to Rhus poisoning have been suggested. One of the best is *Croton tiglium*. This, when applied locally, and also when taken internally, produces an eruption almost identical with that of Rhus tox. First, an erythema, with decided inflammation and pitting on pressure appears. Small vesicles form, very close together, attended by almost unbearable itching, burning, and stinging. The vesicles fill with a yellowish serum, and finally break and form more or less thick crusts.

Ammonium carb. has also been suggested. It may be used both internally and locally. It produces a fine red eruption, with great burning and itching, and worse at night.

Western physicians have of late been using *Grindelia robusta*. It is not much used here.

Arsenicum is to be thought of when the eruption is attended by fiery, burning pains in the skin, great restlessness.

Chronic Rhus poisoning finds its remedy in *Graphites*.

This *Grindelia robusta*, to which I have referred so briefly, is a wonderful remedy by reason of its action on the pneumogastric nerves. It seems to produce a paresis of those nerves, so that when the patient drops off to sleep he stops breathing and, of course, is aroused by the desire for oxygen. You see that it is allied here to *Lachesis* and *Gelsemium*.

LECTURE XX.

RHUS TOXICODENDRON.

THE drug of which I wish to speak this morning, is the chief member of the Anacardiaceæ, namely, the poison-ivy or *Rhus toxicodendron*. You must remember it as complementary to Bryonia, a fact discovered by Hahnemann in his experience with an epidemic of war-typhus, during which he treated many cases, losing but two; the success which he then gained was acknowledged on all sides. Many lives have since been saved by the exhibition of these two remedies in alternation; *i.e.*, an alternation which consists in giving Bryonia when Bryonia symptoms are present, and Rhus tox., when the patient manifests symptoms calling for that remedy. This is a legitimate alternation. We must also remember a fact of which I have spoken before, but which is so important that I here reiterate it, namely, that *Rhus tox. bears an inimical relation to Apis mellifica*. Although the symptoms of the two are superficially similar, for some reason which I cannot explain, they do not follow each other well.

We find Rhus tox. forming the centre of a very large group of medicines. If we were to study them all comparatively, it would take several hours. For example, holding as it does important typhoid relations, it has radiating from it many drugs employed in typhoid states of disease. Bryonia, as I have already said, stands close to it. Then we have diverging in another radius *Arsenicum*, in still another *Muriatic acid*, *Phosphorus*, *Carbo vég.*, etc., with *Baptisia* and quite a number of others.

First we will study the action of Rhus tox. on the circulatory system. We find that it causes an erethism, an increase in the circulation or, in other words, ebullitions of the blood. It acts on the central organ of the circulation, the heart. Thus we find it indicated in uncomplicated hypertrophy of that viscus, *i.e.*, hypertrophy not associated with valvular lesions. From what cause? From the effects of over-exertion, as may frequently happen in athletes and in machinists who wield heavy tools. Other remedies useful in this condition are *Arnica* and *Bromium*. These remedies, when indicated, must be given persistently for days and even weeks, until you have succeeded in bringing about a proper absorption

Rhus tox.	1. Blood. { Heart, pulse. Typhoid symptoms. 2. Fevers.—Intermittent, etc.	
↓	3. Fibrous tissues. { Aponeuroses, tendons. Joints. Cellulitis. Over-exertion.	
Bryonia.	4. Skin. { Eruptions. Erysipelas.	
	5. Mucous membranes. { Influenza. Diarrhoea.	
	6. Organs.	
Compare Rhus with	Arnica, Bromium, Aconite, Kalmia, Pulsatilla, Actea r., Phytolacca dec.	In cardiac affections.
	Phosphorus, Arsenicum, Muriatic acid, Carbo veg., Baptisia, Arnica, Phosphoric acid, Taraxacum, Bryonia.	In typhoid fever.
	Arnica, Arsenicum, Sulphur, Petroleum, Ruta, Staphisagria, Kali carb., Ledum, Valerian, Anacardium, Conium, Lycopodium, Pulsatilla, Ferrum, Rhus rad., Kalmia, Colchicum, Rhododendron.	In rheumatic affections.
	Lachesis, Ailanthus, Arum triphyllum, Belladonna, Calcarea ostrearum.	In scarlatina.
	Mezereum, Nux juglans.	In eczema.
	Cinchona, Sulphuric acid, Belladonna, Spigelia, Carbo animalis.	In head symptoms.
	Calcarea ostrearum, Sepia, Gelsemium, Kalmia.	In eye symptoms.

of the surplus cardiac muscular fibres. We also find *Rhus* indicated in palpitation of the heart, following over-exertion. When *Rhus tox.* is the remedy in heart disease, you usually find accompanying the disorder a sensation as of numbness of the left arm and shoulder. The patient experiences a weak feeling in the chest, as if the heart muscle was tired. This is worse after any exertion. Palpitation may be felt even when he is sitting still.

Aconite has tingling in the fingers in association with heart disease. The fingers feel as if they were going to sleep. Anxiety is always present with this drug.

So too with *Kalmia*, which has the same symptom in the left arm, with cardiac affections.

Pulsatilla has numbness, particularly about the elbow, very frequently with hypertrophy or dilatation of the right ventricle.

Actea racemosa has the sensation as though the arm was bandaged tightly to the body.

Phytolacca, however, affects the right side of the body. It has the same sensation in the right arm that *Aconite*, *Kalmia* and *Rhus* have in the left.

Now the pulse of *Rhus tox.* : *Rhus* produces a depression of the system, hence, its pulse is not apt to be full and strong as we find under *Aconite*. It is accelerated, but with this acceleration there is apt to be weakness of its beat. At other times, it is irregular or even intermittent ; all these are characteristic of *Rhus tox.* With these different kinds of pulse, we often find the numbness of the left arm which I have just mentioned.

Let us next take the typhoid symptoms of *Rhus* ; by this I mean typhoid-like symptoms, symptoms which indicate sinking of the vital forces such as appears in diseases assuming a low type. Other things being equal, you may rely on *Rhus* whenever acute diseases take on a typhoid form. You will find that dysentery assuming this form may call for it. You will find the same to be true for peritonitis, pneumonia, scarlatina and diphtheria under similar conditions and when no other remedy is positively indicated. *Rhus* must, therefore, act on the blood, poisoning that fluid.

The symptoms which indicate it in typhoid fever proper are these : In the first place, the temperament helps you a great deal. The patient is of a rather mild temperament. The delirium is of a mild character, and not violent. At times, it is true, the patient may exhibit a disposition to jump out of bed or to try to escape, but when he

is more or less conscious, he manifests little petulance or irritability. It is not, then, a violent anger that characterizes *Rhus tox.* You will notice that this delirium is associated with restlessness, not only mental, but physical as well. The patient constantly tosses about the bed. He is first lying on one side of the body, then on the other. At one moment he is sitting up, during the next he is lying down. You observe then a constant desire to move, and it is even possible that the patient is relieved by the change of position. Sometimes we find exceptionally, in the beginning of the disease, that the patient wants to lie perfectly quiet. This is on account of the great weakness. He feels perfectly prostrated. He is indifferent to everything. This sense of debility is entirely out of proportion to all the other symptoms. Sometimes the patient has hallucinations. He fears that he will be poisoned. He will not take the medicine you leave him, or the food and drink that is offered him, as he fears that his attendants desire to poison him. (*Hyoscyamus* has this symptom even more marked than *Rhus tox.*) As the stupor progresses, the patient answers very slowly, as if reluctantly or else in a petulant way; but he is not violent. He has violent headache, the pain of which he compares to a sensation as of a board strapped to the forehead. This is often associated with a rush of blood to the head, as shown by sudden flushing up of the face. He has epistaxis, and this relieves the headache. The blood that escapes is dark in color. The typhoid poison may affect the lungs and produce pneumonia, with the usual cough attending that affection, difficult breathing, rust-colored sputum; with all these symptoms you find the tongue dark brown, and dry and cracked. The cracks gape considerably, and even bleed at times. Sometimes the tongue and mouth are covered with a brownish, tenacious mucus. At other times you find the tongue taking the imprint of the teeth. Now, let me beg of you not to give *Mercurius*. *Mercurius* has very little application to typhoid fever; it will spoil your case unless decided icteroid symptoms are present. The tip of the tongue (I am again speaking of *Rhus*) very often has a triangular red teat. There is disturbance of the stomach and bowels. The patient has diarrhoea with yellowish-brown stools of a cadaverous odor. Stools may come involuntarily during sleep. The urine escapes involuntarily, and sometimes leaves a reddish stain. The patient complains of tearing pains in the limbs with almost intolerable backache. If he falls asleep he is restless, and he dreams of roaming over fields and undertaking arduous labors. Sometimes (like *Bryonia*) he dreams of the business of the day.

Aurum, *Causticum*, and *Aurum mur.*, also have this restlessness of the limbs; worse at night. The surface of the body is dry and hot, and often redder than natural. Sometimes red spots will be found on the skin. If he has sweat, it is copious and sour-smelling, and is accompanied by a miliary rash. The abdomen is tympanitic; and it is especially sensitive over two important points, the right iliac region and the region of the spleen, which organ, by the way, is swollen. Finally, the stools become scanty and greenish and are unattended by tenesmus. In women a uterine hæmorrhage may appear, but this gives no relief to the symptoms. Symptoms of pulmonary congestion appear. Râles are heard all through the chest. Especially is the trouble marked in the lower lobes of the lungs. The cough is at first dry, and then becomes more frequent and loose with expectoration of blood-streaked sputa. These, then, are the main symptoms which lead you to prefer *Rhus* in the treatment of typhoid fevers. Very briefly let me show you how it may be distinguished from its concordant remedies; and first, I will speak of some of the remedies that may follow *Rhus tox.*

Phosphorus follows *Rhus* well when the pneumonic symptoms have failed to yield to that remedy, and when the diarrhœa continues. The stools are yellow and blood-streaked, sometimes looking like "flesh-water."

Arsenicum is to follow *Rhus* in the erethistic form of typhoid fever. Notwithstanding the terrible prostration, the patient is still irritable and anxious, even to the last hours of life. The profound weakness continues, the mouth grows blacker and the diarrhœa persists, notwithstanding *Rhus*. Here let me give you a word of caution. Beginners are apt to give *Arsenicum* too soon. If this is done, they only hasten the troubles that they are endeavoring to prevent. Arsenic is an excellent remedy when indicated, a horrible one when misused. I, therefore, say do not give it early in the course of typhoid affections, unless the symptoms clearly call for it. Like *Rhus*, *Arsenicum* has restlessness, prostration and prominent abdominal symptoms. Thirst is intense. Pains are of a burning character. The stools are dark brown, offensive and bloody, and more frequent after midnight.

Muriatic acid is also useful in the erethistic form. It has many symptoms in common with *Rhus*. It is to be preferred when the decomposition is still more evident; the prostration is great, the patient being so weak that he slides down toward the foot of the bed. The stool and urine escape involuntarily.

But we also find *Rhus* similar to remedies which suit the torpid form

of the disease. Foremost in this list is *Carbo veg.* The Rhus patient often runs into a *Carbo veg.* state, in which case he lies perfectly torpid, without sign of reaction. The limbs are cold, especially the legs from the feet to the knees, and are covered with a cold sweat. The pulse is rapid and with little volume. The discharges from the bowels are horribly offensive.

Still another remedy is *Baptisia*. This is indicated when we have, as under Rhus tox., brown or blackish coated tongue, and well-marked fever. The face presents a dark red, besotted appearance, like that of one intoxicated. The discharges from the bowels are dark, fluid and very offensive. The patient is drowsy and stupid; he goes to sleep while answering questions; or he is restless, tossing about the bed with the illusion that he is double, or is scattered about, and he must try to get himself together again. He complains of the bed feeling too hard. The tongue is often studded with aphthous ulcers.

Arnica and *Baptisia* both have a drowsy, stupid state, the patient complains of the bed feeling too hard, and goes to sleep while answering questions. But, under *Arnica*, there is complete apathy; ecchymoses and bed-sores appear on the body. *Arnica* also has involuntary stool and urine; and, if the lungs are affected, the sputa are bloody.

Phosphoric acid follows well after Rhus when there is increased debility or prostration with perfect apathy. The stools are bloody and slimy. Nose-bleed, when it occurs, brings no relief.

Taraxacum should also be borne in mind. Boenninghausen's son was taken with typhoid fever and was attended by his father. Among his symptoms was the restlessness I mentioned as characteristic of Rhus tox., yet that remedy gave no relief. Looking up the materia medica, Boenninghausen found that *Taraxacum* had this same restlessness of the limbs and with tearing pains, and in addition it also had a symptom which was present in his son's case, mapped tongue. He gave *Taraxacum* with prompt result.

The indications for *Bryonia* in typhoid states I will defer until next month, when I lecture on that drug in detail.

Next we see disturbances in the circulation produced by Rhus exhibited in another form of fever, namely, intermittent fever. Rhus is suitable for intermittent types of fever when the chill begins in one leg, usually in the thigh. In some cases it starts between the scapulæ. (It is very important to always note the point at which the chill starts in this disease. Under *Natrum mur.* and *Eupatorium*, it begins in the small of the back; under *Gelsemium*, it runs up the spine.) During

the chill there is a dry, teasing cough, which symptom you will also find under *Cinchona* and *Sulphur*. Along with the external chill there is internal heat. Thirst is absent. Often, too, we find skin symptoms, as urticaria and fever blisters, the latter being situated about the mouth. The sweat is very general, excepting about the face.

We now come to the study of the action of *Rhus* on the fibrous tissues. Allow me to include under this tissue the aponeuroses and tendons of muscles, the ligaments about joints and the connective tissue. No remedy has a more profound action on the fibrous tissues than has *Rhus tox*. First of all, I will speak of its action on the tendons of muscles. We find *Rhus* useful whenever these tendons are inflamed, whether it be from over-exertion or from a sudden wrenching, as in the case of a sprain. We find, also, that we may give *Rhus* in many affections arising from over-exertion. For example, if a musician from prolonged performing on wind instruments suffers from pulmonary hæmorrhages, *Rhus* will be his remedy. If from violent exertion a patient is seized with paralysis, his trouble may yield to *Rhus tox*.

Let me here speak of a few other remedies applicable to the bad effects of over-exertion, in order that you may differentiate them from the drug which is the subject of this lecture.

Arnica acts more on the muscular tissue than on the ligaments. Hence, we would find it indicated when, as a result of long exertion, there is a great soreness of the muscles. The patient feels as if he had been pounded. It has not that strained feeling of *Rhus*. When a joint is clearly sprained, *Arnica* is not the best remedy, unless there is considerable inflammation of the soft parts other than the ligaments.

Arsenicum is to be thought of for the effects of over-exertion, particularly if that exertion consists in climbing steep hills and mountains. Here you have the effects of breathing rarefied air as well as those of the exertion.

The general characteristic, however, which helps you to decide for *Rhus* in all these cases is this: *The patient has relief of his symptoms by continued motion, while he experiences aggravation on beginning to move.* The reason for this symptom is that the fibrous tissues become limbered up as the patient continues to move.

I may say that there is somewhat of an exception to this characteristic, and that is in that painful disease known as lumbago. I find that in the beginning of this affection *Rhus* is the remedy, whether the patient is better from motion or not. The symptoms calling for *Rhus* are great pains on attempting to rise, stiff neck of rheumatic origin

from sitting in a draught, rheumatic pains in the interscapular region, better from warmth and worse from cold. There may also be constrictive pains in the dorsal muscles, relieved from bending backwards.

Sulphur also has rheumatic pains with stiffness in the lumbar region, with sudden loss of power on attempting to move.

Petroleum and *Ruta* are useful when these rheumatic pains in the back are worse in the morning before rising.

Under *Staphisagria*, the lumbar pains compel the patient to get up early.

Kali carb. has sharp pains in the lumbar region, worse at 3 A.M., and compelling the patient to get up and walk about. The pains shoot down the buttocks.

Ledum has pain in the back, which may be compared to a feeling of stiffness after sitting still for a long time. There is a crampy pain over the hips in the evenings. In the morning the feet are stiff and rigid.

Valerian causes, and therefore will cure, violent drawing, darting, jerking pains in the limbs, which appear suddenly. They are worse from sitting and better from motion. The patient also has a strained feeling in the lumbar region, subject to the same modality as the pains in the limbs.

In rheumatism, *Rhus* is indicated, not so much in the inflammatory form as in the rheumatic diathesis, when the characteristic modality just mentioned is present, and when there is aggravation during damp weather, or from dwelling in damp places. Another peculiarity of *Rhus* is that prominent projections of bones are sore to the touch, as for example, the cheek-bones. This shows you that *Rhus* affects the periosteum. Still another characteristic is that the patient cannot bear the least exposure to cool air.

Rhus may also be used for either horse or man when the patient, from exercise, has become warm and has been in a free perspiration, which was checked by rain or dampness.

In these various rheumatic affections, I wish you to compare, first, *Anacardium*, which has a stiff neck, worse from beginning to move.

Conium has worse from beginning to move, but relief from continued motion.

Under *Lycopodium* and *Pulsatilla* the relief is from slow motion.

Ferrum has neuralgic and rheumatic pains, relieved by slowly moving about at night.

Rhus radicans also has the drawing, tearing pains in the legs. It

has also rheumatic pains in the back of the head. It is useful in pleurodynia or false pleurisy, when the pains go into the shoulders.

Kalmia latifolia has tearing pains down the legs, without any swelling, without fever, but with great weakness. You see that it here resembles *Colchicum*.

Rhododendron has great susceptibility to changes in the weather, particularly to changes to cold winter weather, and to electric changes in the atmosphere. The rheumatic pains in the limbs, like those of *Rhus tox.*, are worse during rest. *Rhododendron* is particularly useful in chronic rheumatism, affecting the smaller joints. It is one of the best remedies for what has been termed gout, when there is a fibrous deposit in the great-toe joint, and not the usual deposits of urate of soda.

Ledum is an invaluable remedy in gout and in rheumatism affecting the smaller joints. The pains characteristically travel upwards. There are nodes about the joints. In gout, *Ledum* is useful when the pains are worse from the warmth of the bed; when there is an œdematous condition of the feet; when *Colchicum* has been abused, and the patient has become greatly reduced in strength by this asthenic remedy. You will find that both *Ledum* and *Colchicum* cause acute tearing pains in the joints, with great weakness of the limbs, and numbness and coldness of the surface.

You note from the schema on the board that *Rhus* has an action on the cellular tissue. It is useful in cellulitis, in that accompanying diphtheria, in orbital cellulitis with the formation of pus. Herein lies a positive distinction between *Rhus* and *Apis*, which *never* produces cellulitis with abscess.

In carbuncle, another form of connective tissue inflammation, *Rhus* is indicated in the beginning, when the pains are intense and the affected parts are dark red. If given early, *Rhus* may abort the whole trouble. If not, you may have to resort later to *Arsenicum*, *Carbo veg.*, or even *Anthracinum*.

Rhus has a most remarkable action on the skin. It produces an erythema, this rapidly progressing to vesication, often accompanied with cedema and with the final formation of pus and scabs. The cutaneous surface about the eruption is red and angry-looking.

Rhus is indicated in eczema. If the face is attacked, there is cedema of the loose cellular tissue about the eyelids, with pains which we may denominate burning, itching, and tingling, to make a nice distinction between it and *Apis*, which has burning and stinging pains.

Rhus gives us also a perfect picture of vesicular erysipelas. The structures for which this drug has a special affinity, are the scalp and the skin of the face, and the genital organs. The affected parts are dark red, and the inflammation (in the sick) travels from left to right.

The erysipelas of *Apis* travels from right to left; the affected parts are rosy-red, pinkish, or dark purple. Thirst is absent. *Apis* requires the presence of œdema.

In scarlatina, *Rhus* is indicated, especially in the adynamic forms, and should very quickly supplant *Belladonna* when these symptoms appear: The child grows drowsy and restless. The tongue is red and sometimes smooth, a very unusual symptom in scarlatina. The fauces are dark red and have a peculiar œdematous appearance. The cervical glands are enlarged, and there may be enlargement of the left parotid. There may even be impending suppuration of these parts. The cellular tissue about the neck is inflamed, so that the cutaneous surface here has a dark red or bluish erysipelatous hue. If the child is delirious, the delirium is always mild. The eruption does not come out fully, but when it does appear, it is of a dark color, and is apt to be miliary. *Rhus*, you see, thus acts on the vital forces. It depresses the sensorium, as shown by the drowsiness and mild delirium. The secretions are altered, becoming acrid. Not only the cervical glands, but the glands in all parts of the body may become enlarged, and especially those of the axilla. The body is emaciated, and the patient grows weaker.

Lachesis and *Ailanthus* follow *Rhus* well in this condition, but they give an even more adynamic picture. *Ailanthus* is especially indicated when the skin is covered with a scanty dark bluish rash. The throat inside is swollen. The cellular tissue of the neck is infiltrated. There is excoriating nasal discharge. The child is drowsy and stupid.

Arum triphyllum is similar to *Ailanthus* in that it has the excoriating coryza. The corners of the mouth are sore, cracked and bleeding. The saliva even is acrid. The child is irritable and restless. (See lecture on *Araceæ*.)

Belladonna also has this enlargement and induration of the axillary glands, but it is not often thought of in this condition. It is especially useful for this symptom occurring in females at the climaxis.

In variola, you will find *Rhus* indicated when the pustules turn black from effusion of blood within, and when there is diarrhœa with dark bloody stools.

In eczema you should compare with *Rhus*, *Mezereum*, especially in scrofulous cases when hard, thick crusts form, and these crack and ooze

copiously of pus. Itching is most intense at night when the patient is warmly wrapped up. Sometimes pimples surround the main seat of the disease.

Nux juglans is one of our very best remedies in *tinea favosa*, especially when it occurs on the scalp and behind the ears. Itching is intense at night, so that the patient has difficulty in sleeping. Scabs appear on the arms and in the axilla.

In scarlatina, compare *Calcarea ostrearum*. The parotid glands become affected. The rash recedes, leaving the face puffed and pale.

We next study the action of *Rhus* on the mucous membranes. It produces a copious coryza with redness and œdema of the throat. It is indicated in influenza with severe aching of all the bones, sneezing and coughing. The cough is dry in character, and is worse from evening until midnight (*Mezereum* has the same modality with the cough), and from uncovering the body. Especially is *Rhus* indicated when the trouble arises from exposure to dampness.

In diarrhœa calling for *Rhus*, the stools consist of blood and slime mixed with reddish-yellow mucus. Thus you see that it is of a dysenteric character.

With this character to the stool, *Rhus* is indicated in dysentery when there are tearing pains down the thighs during defecation.

In other abdominal inflammations assuming a typhoid type, *Rhus* may be indicated as I have already said, whether that affection be peritonitis, enteritis, typhlitis, perityphlitis, or metritis. In diseases of the puerperal state, *Rhus* is a capital remedy when the symptoms are of a typhoid type.

There is a colic curable by *Rhus*. It may or may not be of rheumatic origin. This colic is relieved by bending double *and moving about*. It thus differs from *Colocynth*, which has relief from bending double.

Now, the head symptoms of *Rhus*. There is a form of vertigo, common with old people, which comes on as soon as the patient rises from a sitting posture. It is associated with heavy feelings in the limbs. It is doubtless indicative of some senile changes in the brain. *Rhus tox.* is one of the remedies which can palliate this condition. Sometimes they have a swashing feeling in the brain when moving about. In this swashing feeling in the brain, compare with *Rhus* the following: *Cinchona*, *Sulphuric acid*, *Belladonna*, *Spigelia*, and *Carbo animalis*.

Rhus is of value in many affections of the eye. We find it useful in scrofulous ophthalmia when phlyctenules form on and about the cornea.

Most intense photophobia is present. The eyelids, which are also involved in the inflammatory process, are spasmodically closed. If you force the lids apart, there will gush forth a yellow pus. The pains in the eyes are worse at night.

You may also use it in conjunctivitis caused by getting wet (also *Calc. ost.*).

Rhus may also be used in iritis when either of rheumatic or traumatic origin. The inflammation may extend to and involve the choroid, and still Rhus will be the remedy. Pains shoot through the eyes to the back of the head, and are worse at night. On opening the eyes, there is a profuse flow of hot tears. In some cases, the inflammation may go on to suppuration.

In glaucoma, Rhus has sometimes proved useful.

In orbital cellulitis, Rhus is almost a specific. It should always be given in cases in which the symptoms indicate no other remedy.

It is also one of the best remedies we have for ptosis in rheumatic patients after exposure to dampness.

Causticum is here the nearest concordant remedy of Rhus., but you must also think of *Gelsemium*, *Sepia*, and *Kalmia* in this symptom. The last-named remedy has sensation of stiffness in the eyelids and in the muscles about the eyes.

A local symptom of the face calling for Rhus in rheumatic patients is pain in the maxillary joints as if the jaw would break. Every time the patient makes a chewing motion with the mouth the jaw cracks. Easy dislocation of the inferior maxilla calls for Rhus. *Ignatia* and *Petroleum* are here similar.

In toothache, Rhus may be indicated when the pains are made worse by cold and relieved by warm applications. There is an exception to this, however, *i.e.*, in jumping toothache, when the pain is momentarily relieved by the application of the cold hand. The teeth feel loose, or as if they were too long. The gums are sore and feel as if ulcerated.

In various forms of paralysis, Rhus may be indicated especially in rheumatic patients when the trouble has come on from over-exertion or exposure to wet, as from lying on the damp ground. In the latter case, the trouble probably finds its origin in a rheumatic inflammation of the meninges of the cord.

If, however, the exposure to wet excites a myelitis, *Dulcamara* is the remedy.

Rhus may also be used in the acute spinal paralysis of infants.

In these different forms of paralysis, *Sulphur* holds a complementary relation to Rhus.

LECTURE XXI.

COMPOSITÆ.

The next order of plants coming up for our consideration is the *Compositæ*, a very large order from which we obtain quite a number of drugs, namely *Arnica*, *Chamomilla*, *Cina*, *Eupatorium perfoliatum* and *purpureum*, *Artemisia vulgaris*, *Absinthium*, *Millefolium*, *Taraxacum*, and *Calendula*.

Compositæ.	{	Arnica.	{	Capillaries.
				Typhoid.
				Injuries.
				Organs.
	{	Chamomilla.	{	Abdomen.
				Brain and spine.
				Fever.
				Organs.
{	Artemisia vulgaris.	{	Brain and medulla.	
	Absinthium.			
	Millefolium.			
	Eupatorium perf.			
	Eupatorium purp.	{	Fever.	
	Taraxacum.—Liver.			

We will now proceed to study the first one of these.

ARNICA MONTANA.

Arnica montana is commonly called leopard's bane. The tincture of *Arnica montana* should be prepared from the roots of the plant rather than from the flowers, because the latter are infested by a little insect, the bodies of which, together with the eggs, considerably modify the

action of the pure drug and of course add symptoms which are foreign to the genuine effects of Arnica. We also find an essential oil in the flowers differing somewhat from that found in the roots. I hardly know why the plant has been called the leopard's bane, for it is hardly poisonous. While there have been a few cases of death resulting from its extravagant use, most of the cases have been traced to preparations in which the flowers were used, so that it is not unlikely that the fatal result was due to the insects. The species which is officinal in our materia medica, the *Arnica montana*, does not grow in this country, but is indigenous to Europe. Its essential oil contains an imperfectly known alkaloid called *Arnicin*, and a starchy substance known as *Inulin*.

To properly understand Arnica as a whole, you must know that it affects the bloodvessels. Exactly how it does this, I can hardly tell you as it is not clearly defined in my own mind; but the results I can tell you. It so affects the bloodvessels, particularly the capillaries, that dilatation of the smaller bloodvessels and extravasation of blood becomes possible. This weakening of the capillary walls, which admits of this extravasation of blood, explains the application of Arnica to trauma. It also explains the application of the drug to typhoid conditions. Now keep this before your minds, that Arnica so alters the capillaries that blood may ooze through their walls, and you will understand its symptoms. There seems to be a venous stasis producing an extravasation of blood. This form of oozing cannot occur from a healthy vessel.

Arnica is applicable to both the acute and chronic effects of injuries. The acute injuries for which it is useful are the following: Simple bruises in which there are well-marked ecchymoses; concussions of the brain or spine or both. We have no remedy which equals Arnica in these last-named cases. Even compression of the brain comes within the range of Arnica, whether this compression be the result of a displaced fragment of bone in cranial fracture, or the result of effusion of blood within the cranial cavity. Arnica cannot, of course, cure in the former of these cases; an operation is demanded in order to obtain permanent relief. You may use Arnica in injuries of the muscles from a strain or from a sudden wrench, as in case of heavy lifting, and in hæmorrhages of mechanical origin. Fractures of the bones may call for the use of Arnica both externally and internally to relieve the swelling and tumefaction of the limb, and also to relieve the twitching of muscles, a reflex symptom of the fracture.

In chronic effects of injury, we may use Arnica when diseases which may even be entirely foreign in their appearance to the ordinary symp-

tomatology of the drug may be traced to a traumatic origin. No matter what that disease may be, whether of the brain, eyes, lungs or nerves, if injury is the exciting cause, the administration of Arnica is proper.

Again, as Arnica undoubtedly acts on the muscular tissue itself, we may use it for the consequences of diseases in the muscle, for instance when one has been working very laboriously, and in consequence, the whole body feels sore and bruised as if pounded; or again, when heavy work may have caused hypertrophy of the heart. This last-named is not strictly a disease but it ends in disease. The heart is a muscle that grows under the stimulus of exercise as much as does the biceps of the arm. As a result of the cardiac hypertrophy, the patient complains of swelling of the hands on any exertion. The hand becomes redder than natural and swells when the arm is permitted to hang down. The pulse you find to be full and strong. When the heart has reached this stage of hypertrophy, there are local symptoms in addition to those mentioned. The heart feels as though tightly grasped with the hand. The whole chest feels sore and bruised and he cannot bear his clothing to touch it.

This will at once suggest to you *Cactus*, which has that constriction about the heart. *Cactus*, however, does not have a traumatic origin for its symptoms.

The sensitiveness of the chest suggests *Lachesis*; but it is a different symptom under Arnica, which has not that sensitiveness of the peripheries of the nerves as it is under *Lachesis*, but it is a true soreness from fulness of the bloodvessels.

Other remedies to be compared with Arnica in this hypertrophy of the heart are:

Rhus tox., especially if there is a rheumatic diathesis.

Arsenicum, if it has resulted from climbing high places.

Bromine has also been successfully used in this condition.

Now let me give you the typhoid symptoms of Arnica, which although very different from those just mentioned, depend upon a similar condition of bloodvessels.

The changes in the bloodvessels by the typhoid poison, favor the formation of ecchymoses here and there over the body. There is also a passive congestion of the brain. This is shown by drowsiness and indifference to those about him and to his condition. The patient falls asleep while answering questions just as we find in *Baptisia*. With these symptoms, you almost always find the head hot and the body not hot. I put it that way for brief. The symptom in the *materia medica* reads, the head is hot and the body cool, or at least not hot, implying

that there is a difference in temperature between the head and the rest of the body. That symptom has been so often confirmed that it is well for you to remember it. The patient complains of a bruised feeling all over the body, so that the bed feels too hard to him. He is restless and tosses about the bed to find a soft spot on which to rest; and yet the fault is not with the bed, it is with himself. Suggillations appear on the back from hypostasis. The lungs become affected; and here, too, the same character of Arnica shows itself. There is a cough with expectoration of mucus and blood. If the patient is still conscious enough, he will complain of sore bruised feeling in the walls of the chest. As the case progresses still further, Arnica may yet be called for, when the pressure of the blood in the brain is sufficient to cause apoplectic symptoms. The breathing becomes heavy and even stertorous. The lower jaw drops. Petechia appear on the skin and both stool and urine are passed involuntarily, the patient of course being in a stupor. These are the typhoid symptoms of Arnica.

Now for the muscular symptoms. Arnica develops a true myalgia. The pains occur in the muscles of any part of the body. They are of traumatic origin or they come from over-exertion and are accompanied by this sore bruised feeling, which is so necessary to the choice of the drug.

In rheumatism, you may employ Arnica, not for true inflammatory rheumatism, but for the local rheumatism which occurs in winter weather and which seems to be the combined effect often of exposure to dampness and cold and strain on the muscles from over-exertion. The affected parts feel sore and bruised. Any motion, of course, aggravates this sensation. There are sharp shooting pains which run down from the elbow to the forearm or which shoot through the legs and feet. The feet often swell and feel sore and bruised.

In cases of injuries, the drugs to be thought of in connection with Arnica are these: First, *Rhus tox.*, which as I have already told you more than once, is preferable to Arnica when the ligaments of a joint, rather than the soft parts, are involved in an injury. It acts on the fibrous structures. Arnica is suited more to the tumefaction of the other tissues.

Calendula is to be thought of when the injury causes a torn or ragged wound, possibly with loss of substance. *Calendula* removes the inflammatory condition of the part and so permits of healthy granulation.

Hypericum is to be substituted for Arnica when the nerves have been injured along with the other soft parts. Nothing equals *Hypericum* in case of mashed finger. It relieves the pain and promotes healing. It

often follows Arnica in concussion of the spine. Dr. Ludlam of Chicago is very partial to Hypericum in this trouble with the spinal cord. He has relieved some severe cases with it.

● Another drug yet is *Staphisagria*. This is the remedy for smooth clean cuts, such as are made by the surgeon's knife, and hence it is called for in symptoms which are traceable to surgical operations. Even if the symptoms which follow are not apparently connected with the symptomatology of *Staphisagria*, you may expect, when they arise from this cause, to obtain relief by its administration.

Ledum is useful after Arnica when the latter remedy fails to relieve the soreness. It is also suited to injuries inflicted by pointed instruments, therefore in punctured wounds.

Symphytum officinale is the proper remedy for bone injuries. For example, when a blow on the eyes injures the orbital plates of the frontal bone. It may also be administered in case of irritable stump after amputation; and also for irritability of bone at point of fracture.

If the latter condition is the result of impaired nutrition, *Calcarea phos.* should be prescribed.

Arnica may be used as a preventive of pyæmia. It is thought by some physicians, that this remedy promotes the evacuation of pus, that it promotes the appearance of pus on the surface of a sore. With the object of preventing pyæmia, some surgeons use Arnica after operations, applying it locally and giving it internally at the same time.

This property of Arnica to prevent pyæmia lies at the foundation of the stereotyped practice among physicians of giving this drug to women after delivery. It tends to relieve the soreness following parturition and promotes proper contraction of the uterus and expulsion of coagula and of any portions of the membranes that may have been retained.

Arnica has an action on the skin, producing crops of boils all over the body. They begin with soreness and go on to suppuration, and are followed by another crop. It may also be used in boils and abscesses which have partially matured but which instead of discharging, shrivel up by reason of absorption of the contained pus. Arnica given internally and applied externally redevelops the abscess.

Further, in connection with the action of Arnica, I would call your attention to the effects of the drug on the gastro-intestinal tract. We find it indicated in dyspepsia, when, after a meal, there is impending apoplectic congestion of the brain with throbbing headache and drowsiness; and also, when there is some difficulty in the digestion of food; there are foul breath, slimy yellow coating of the tongue, eructation of

gas tasting like rotten eggs, tympanitic distension of the abdomen and foul-smelling stools.

Arnica may be called for in cholera infantum, diarrhœa, or dysentery; the stools have a foul odor and are slimy, bloody, and even purulent, and are accompanied by great urging and straining to stool. The dyspeptic symptoms just mentioned will be present, and there are sharp, stitching pains through the abdominal walls. The patient is thirsty, and yet he does not know what he wants to drink.

I should like, in closing, to mention the use of Arnica in whooping-cough. It is indicated in children who have a violent tickling cough, which seems to be excited whenever the child becomes angry. The child loses its breath when it cries. Before a paroxysm it begins to cry. Why? The lungs and trachea are sore. The little sufferer knows what is coming and dreads it; that is the interpretation of the symptom. The expectoration is frothy, slimy, and always mixed with blood.

In compression of the brain from apoplectic extravasation of blood, Arnica may be used when associated with the hemiplegia, there is an aching soreness all over the body. Bed-sores form very readily.

ARTEMISIA VULGARIS.

Artemisia vulgaris, another member of the order Compositæ, is a very serviceable remedy in epilepsy, when the attacks have been brought on by violent emotions, and especially by fright; when the attacks come in closely repeated seizures, that is to say, when there are several convulsions coming close together, and then a long interval of rest. The paroxysms are usually followed by sleep. Again, *Artemisia vulgaris* seems to be of some use in that form of epilepsy known as "*le petit mal*." The patient is walking in the street, when, suddenly, he stops, stares into vacancy, mumbles a few words possibly, regains a normal condition, and then goes his way totally unconscious of anything unusual having elapsed.

Artemisia has, like other members of the order (*Cina* more prominently than any of the others), an effect on the eye. We find under the drug this symptom: "Colored light produces dizziness;" for example, when seated near a stained-glass window the patient becomes dizzy. In addition to this, it causes a well-developed asthenopia of this kind: On attempting to use the eyes the patient experiences pain in them, together with blurring of the vision, the latter symptom being momentarily relieved by rubbing the eyes. This is easily explained;

the asthenopia is due to a muscular defect and error of accommodation. By rubbing the eyes, the accommodation is temporarily restored.

ABSINTHIUM.

Absinthium, another form of wormwood, is of interest to you not only as a medicine but also because you will meet with cases of its abuse in those who indulge in it as a drink. The first effect of Absinthe is an exhilaration of the mind which is of course followed by damaging results, among which is a horrible delirium. In this delirium, the patient is obliged to walk about. You will note this symptom running through all the remedies of the order. Chamomilla and Cina have relief from moving about; and Artemisia has desire to move about; and here under Absinthium, the patient walks about in distress, seeing all sorts of visions. The use we may make of Absinthium is in the sleeplessness of typhoid fever when there is congestion at the base of the brain.

MILLEFOLIUM

is of interest to you as being a remedy in hæmorrhages from the lungs or bowels, of mechanical origin. The flow of blood is usually bright red.

It is distinguished from *Aconite* by the absence of anxiety.

TARAXACUM,

or the ordinary dandelion, is a decided liver remedy. If given long enough, it will produce a free flow of bile from the bowels. The symptoms to guide you in its selection are these: The tongue is mapped, there are bitter taste in the mouth, chilliness after eating or drinking, pain and soreness in the region of the liver and bilious diarrhœa. The use of this drug in typhoid fever was mentioned in a recent lecture.

EUPATORIUM PERFOLIATUM,

or the bone-set, is a popular remedy in malarial districts for chills and fever. In this disease it is indicated by the following symptoms: The chill begins from seven to nine A.M. with thirst. It first appears in the back and is accompanied by aching in the limbs as though every bone in the body were being broken. This is followed by high fever with increase of the aching, and this by sweat which is said by some to be scanty and by others profuse. In some cases, there is a double

periodicity; the chill comes in the morning of one day and in the evening of the next.

Eupatorium purpureum has been used for chill beginning in the back. I do not know of any symptoms distinguishing it from *Eupatorium perfoliatum*. You may also think of *Eupatorium perfoliatum* in influenza with hoarseness worse in the morning, and cough with extreme soreness along the trachea and even to the finest ramifications of the bronchial tubes. With this, there will be the ordinary symptoms, aching all through the body, etc.

ARTEMISIA ABROTANUM.

Artemisia abrotanum is suited to suddenly appearing cases of spinal inflammation and to chronic myelitis. There are sudden aching pains in the back which are relieved by motion, and numbness and paralysis. It is especially called for in rheumatic patients.

LECTURE XXII.

CINA AND CHAMOMILLA.

CINA.

THE medicinal virtues of Cina are largely although not entirely due to a poisonous active principle which it contains; that active principle is *Santonine*, the central point of action of which is on the abdominal ganglia, whence are reflected nervous impressions to all other parts of the body, but principally to the brain and spine. As a result of this primary action on the abdominal ganglia, we have as reflex symptoms, convulsive twitchings and jerkings of the limbs and even violent spasms, these latter usually being of a tonic character. Strabismus also is present. Under the influence of Cina, the face is pale, and by the way, it continues so, even if there be fever. *Ipecacuanha* and *Bryonia* also have this symptom partially. With the pale face of Cina, there are usually associated dark rings about the eyes. The pupils are dilated. The child grinds its teeth during sleep. It also picks or bores at the nose with the finger. The sleep is restless and attended by crying out. This is the general action of Cina. You now know what you may expect of the drug. Taking these symptoms into account, we are led to the use of Cina for the presence of worms in the alimentary tract. The most careful analysis of clinical experience has demonstrated that Cina is most powerful for the elimination of thread-worms. This sickly appearance of the face, the blue rings about the eyes, and the grinding of the teeth associated with canine hunger, give a perfect picture for the drug. Cina so far corrects the abdominal organs and so far tones up the abdominal ganglia, that the mucous membrane of the alimentary tract pours forth a normal secretion, so that the worms no longer having a proper pabulum on which to subsist, die and are expelled. This, then, is the use of Cina.

In the oxyuris, those little worms which appear about the anus and get into the rectum, Cina is of no avail, because the symptoms caused by them are not the symptoms of Cina. For these, we have another group of remedies.

Aconite when the child is feverish and cannot sleep.

When the child is simply much excited, you may give *Ignatia*.

Indigo is the best remedy when convulsions result from the worms.

If all these fail, think of *Quassia*.

Caladium seguinum is the best remedy when the worms, in little girls, travel over the perineum and get into the vagina. The irritation they produce, may thus excite masturbation.

We may also make use of Cina in affections of the eyes, especially in asthenopia from defective accommodation. When the patient attempts to read, his eyes begin to ache, the letters become blurred and a cloud comes over the eye-sight. Relief is obtained by rubbing the eyes. The same condition, I have already told you, is found under *Artemisia vulgaris*.

A very peculiar effect on the eye produced by Santonine is, that objects look yellow.

Cina being a spasmodic remedy, we expect it to be useful in whooping-cough, in which disease, it is indicated when the paroxysms come regularly through night or day and are accompanied by tonic convulsions. Just after a paroxysm, a gurgling sound is heard. Cina may also be used in cough reflex from the irritation of worms.

As a concomitant of all these conditions, we find the temperament of Cina. It is indicated in children who are irritable, nervous and peevish. They are obstinate and permit no one to approach them.

Cina seems to have some effect on the bladder, producing wetting of the bed at night. The urine is white and turbid and sometimes has a very strong odor.

Cina is not often used in intermittent fever, but it is sometimes indicated by thirst during the chill and occasionally during the fever also. Pale face is present even during the hot stage. There are also vomiting, canine hunger, and clean tongue.

Like many of the other members of the order Compositæ, the Cina patient finds relief from moving about.

CHAMOMILLA MATRICARIA.

The Chamomilla of the homœopathic materia medica is the German variety, the Chamomilla matricaria. The drug acts best apparently upon patients with a morbidly sensitive nervous system. It is like *Coffea*, *Ignatia* and *Belladonna* then, in so far as it lessens nervous excitability.

Slight impressions produce distress and anguish of mind; pains often result in fainting. Here it is similar to *Valerian*, *Hepar* and *Veratrum album*. It is especially applicable to these symptoms when they appear after long-continued use of narcotics.

In every disease in which Chamomilla is indicated, we notice this peculiar excitability. The patient, whether it be child or adult, a woman in labor or with toothache, is cross and excitable. Unless this mental state is present, Chamomilla will most likely fail you.

When violent emotions, as anger, affect the viscera, as, for example, the liver with jaundice, you may think of the drug under consideration. In this condition it stands related to a few drugs.

Staphisagria is indicated in children when colic follows a fit of anger.

Bryonia has gastro-enteric symptoms after anger. Under this remedy, however, the symptoms are associated with chilliness, under Chamomilla with heat; under *Bryonia* the face is dark red, under Chamomilla it is hot. The *Bryonia* tongue is coated white, that of Chamomilla yellow.

Continuing the nervous symptoms of Chamomilla, we find the drug useful for insomnia of children, when they start during sleep and the muscles of the face and hands twitch. With these symptoms there is apt to be colic; the face is red, especially one cheek, and the head and scalp are bathed in a hot sweat. A word of explanation is here necessary: Sometimes, during an attack of fever in a child, the cheek on which it lies becomes red; now that is not a Chamomilla symptom. These nervous symptoms of Chamomilla are generally reflex from the abdomen. There is very little evidence of delirium in these cases. When brain complications are present Chamomilla ceases to be the remedy, and *Belladonna* comes in.

When, during dentition, Chamomilla fails, *Belladonna* is the remedy, because it is suited to a farther advanced state.

This same nervous state of Chamomilla may be applied to the use of the drug in rheumatism. Rheumatic pains drive the patient out of bed and compel him to walk about. He is thirsty, hot, and almost beside himself with anguish.

The analogous remedies here are *Rhus*, which lacks the excitement of Chamomilla; *Ferrum metallicum*, which has rheumatism better from moving about slowly; *Veratrum album*, which has maddening pains, compelling the patient to walk about. With the latter remedy there is not the feverishness and excitement which characterize Chamomilla.

Chamomilla also acts on mucous membranes, causing symptoms of catarrh. It is indicated in the catarrhs of children, when the nose is "stopped up," and yet there is a dropping of hot, watery mucus from the nostrils; there are sneezing, and inability to sleep, and with these a dry teasing cough, which keeps the child awake, or may even occur

during sleep; or there is rattling cough, as though the bronchi were full of mucus. Especially is *Chamomilla* useful in colds brought on by cold windy days.

Nux vomica is also indicated in catarrhs, when there is a "stopped-up" feeling in the nose, but there is no secretion whatever.

Sambucus is indicated in catarrh, when the child starts up suddenly as if suffocating.

Sticta suits a hard, dry, barking cough; the nose is "stuffed up" and dry; the real condition is this, the nasal secretion dries so rapidly that it cannot be discharged.

Chamomilla has a number of gastric symptoms. It is useful in biliousness produced by anger. We find it also indicated in gastralgia, especially when the food eaten seems to lie like a load in the stomach. There is distension of the hypochondria; the tongue is coated yellowish-white, and there is a bitter taste in the mouth; there are colicky pains in the abdomen, which are relieved by drinking a cup of coffee.

Chamomilla produces a diarrhoea with hot, yellowish-green stool looking like chopped eggs, and often mixed with bile, causing soreness at the anus, and having an odor of sulphuretted-hydrogen; it is especially worse towards evening; it is apt to occur during dentition.

Chamomilla is here frequently followed by *Sulphur*, because both remedies produce the same stools with soreness of the stomach. If there is much tenesmus with these symptoms *Mercurius* is the remedy.

If the stool is worse in the morning, and comes with a gush, we should think of *Podophyllum*.

Chamomilla is an invaluable remedy in the lying-in room; it is indicated when labor pains begin in the back and pass off down the inner side of the thighs. There is great nervous excitement; the labor seems to be exceedingly painful; after the labor is over, the lochial flow seems to be dark and too profuse, and the after-pains are violent and intolerable.

Chamomilla may be used in threatening abortion caused by anger, when the pains are of the character just described, and there is a flow of dark blood.

Viburnum is useful in threatening miscarriage when these pains come down the lower part of the abdomen and go into the thighs. It will stop the pains, even if it cannot prevent the miscarriage.

LECTURE XXIII.

MELANTHACEÆ.

Melanthaceæ.	{	Veratrum alb.	{ Mind. Abdomen.
		Veratrum viride.—	Circulation.
	{	Sabadilla.	
		Colchicum.	{ 1. Nerves. 2. Abdomen. 3. Fibrous tissues. 4. Organs.

FROM the *Melanthaceæ* we obtain the following medicines: *Veratrum album*, *Veratrum viride*, *Sabadilla*, and *Colchicum*. Of these drugs, I may say that I am pretty well persuaded that the *Veratrum album* and *Veratrum viride* are pretty well understood, and are, therefore, not easily misapplied. I am also well persuaded that *Colchicum* has not the place in practice it deserves. True, it comes to us from the allopathic school as a remedy highly recommended for gout. We ought not, however, from the exorbitant use of the drug by that school to go to the opposite extreme, and neglect it as a remedy altogether.

COLCHICUM.

The symptoms of *Colchicum* I have arranged under four headings. The first, the nerves, includes typhoid conditions and debility. You must know that the drug tends to produce great prostration, and from this arises the great danger in administering it in large doses as a routine remedy in gout and rheumatism. While the paroxysms of pain may be relieved thereby, there is apt to be induced a condition of debility which runs the patient into other and new dangers. Let us see how we can use this effect of the drug under our law of cure. We find it indicated in debility, particularly in debility following loss of sleep; for instance, when one does not retire as early as usual in the evening, so that he is deprived of a portion of his accustomed sleep and he awakens the next morning feeling tired and languid; he can hardly drag one

leg after the other ; the appetite is gone ; there are bad taste in the mouth and even nausea. The debility, then, starts from or involves digestion as a result of loss of sleep. You can see how close this comes to the *Nux vomica* condition. The debility, however, is greater even than that of *Nux vomica*. There seems, at times, to be a dislike of all foods ; the odor of food cooking makes the patient feel sick ; he becomes irritable ; every little external impression annoys him ; here it is precisely like *Nux vomica*.

As another form of debility or debilitating fever, we find *Colchicum* indicated at times in typhoid fever. Now, the position of *Colchicum* in typhoid fever is between *Arsenicum* and *Cinchona*. First, we find that the patient's intellect is beclouded. Although his mind is befogged, he still answers your questions correctly, showing you that he is not in a complete stupor. Unless questioned concerning it, he says nothing about his condition, which does not seem dangerous to him. There is not that fearfulness, that dread of death, which characterizes some other drugs indicated in typhoid fevers. The pupils are widely dilated and very imperfectly sensitive to light. There is a cold sweat on the forehead ; here you will at once note a resemblance to *Veratrum album*. When the patient attempts to raise the head from the pillow, it falls back again and the mouth opens wide. You thus see how weak are the muscles in the *Colchicum* case. The face has a cadaverous appearance. The features are sharp and pointed, the nose looks as though it had been pinched or tightly squeezed, and the nostrils are dry and even black. The tongue is heavy and stiff, and is protruded with difficulty. In extreme cases, it is bluish, particularly at the base. There is almost complete loss of speech, and the breath is cold. There are often nausea and vomiting, the latter being attended with considerable retching. These symptoms are associated with restlessness and cramps in the legs. Coming to the abdominal region, we find the body hot while the extremities are cold. Tympanites is exceedingly well marked. Stools are watery and frequent and escape involuntarily. These are the symptoms which lead you to *Colchicum* in typhoid states. They greatly resemble those calling for *Arsenicum* and *Cinchona*. They resemble *Arsenicum* in the intensity of the debility and *Cinchona* in the tympanitic condition. *Colchicum* seems to stand between the two, combining the restlessness and debility of *Arsenicum* with the tympany of *Cinchona*. You will notice that the *Colchicum* symptoms are principally abdominal. Some of them suggest *Veratrum album*. You must therefore place

this remedy in your mind, by the side of Colchicum that you may make the necessary distinction between the two.

Carbo vegetabilis is allied to Colchicum in the coldness of the breath, in the tympany and in the great prostration. But *Carbo veg.* seems to suit when there is giving out of the vital forces. The patient lies cold and almost pulseless. The pulse feels much like a slight ripple beneath the examining finger ; there is no decided pulsation. The feet and the legs below the knees are cold, or there may be coldness of the knees and feet, the parts between them not being cold. Then the watery stool is not so characteristic of *Carbo veg.*, the discharges being either absent or if present, dark brown and horribly offensive.

Next we come to the abdominal symptoms. The tympany and the diarrhoea have been mentioned already. In addition to these symptoms we have others which strongly point to the drug as a possible remedy in cholera. There are nausea and vomiting, the nausea seeming to be provoked by the smell of food. Whenever the patient sits up, the nausea and vomiting become worse. The matters vomited are watery and bilious. When dysenteric symptoms are present, the stools are frequent, watery and bloody, and contain shreds which were formerly supposed to be portions of the lining membrane of the bowel, but which are now known to be a plastic formation from exudation. Tenesmus is violent and is followed by spasm of the sphincter ani. If you have a case of dysentery with these symptoms, Colchicum will help you out. If there is tympany also, all the more is it indicated, being then far preferable to *Cantharis*, *Mercurius* or any other remedy in our materia medica.

The third heading on the board is "Fibrous tissues." This brings us to the consideration of Colchicum in rheumatism and gout. Now Colchicum has a special affinity for the fibrous tissues. I include under this term, the tendons and aponeuroses of muscles, ligaments of joints and even the periosteum. The swelling produced by it is either dark red or pale in color with no particular tendency to suppuration, and extremely sensitive to touch, and with a strong tendency to shift from joint to joint. In rheumatism proper, Colchicum is indicated when it begins in one joint and travels thence to another, or in one side of the body and then flies to the other. The pains are worse in the evening. The joint is extremely sensitive to the slightest motion. The urine is dark red and scanty, just such as you would expect to find in gout or rheumatism. You will find such patients exceedingly irritable. Every little external impression as light, noise or strong odors annoys them, and pain seems to be unbearable. The only difference between these

symptoms and those of gout is that in the latter, the great-toe is involved and that the paroxysms occur in the night.

Sometimes we have metastasis of rheumatism or gout to the chest. Even then *Colchicum* may be the remedy. In valvular heart disease or pericarditis following rheumatism, it is indicated by violent cutting and stinging pains in the chest, particularly about the heart, with great oppression and dyspnoea. There is also the sensation as if the chest were being squeezed by a tight bandage. *Colchicum* stands almost alone in gout and rheumatism. There are no remedies similar to it in action here.

Colchicum is sometimes indicated in dropsy with suppression of urine. The dropsy is particularly liable to appear as hydrothorax. What urine does pass, contains blood and is almost as black as ink, and is loaded with albumen. Hence you see that it is indicated in dropsy depending upon Bright's disease. Here it resembles quite closely, *Lachesis*, which also has this black urine.

It also resembles *Terebinthina* which causes congestion of the kidneys with rupture of the fine capillaries and consequent pouring out of blood into the pelvis of the kidneys. The urine contains tube-casts. It is smoky in appearance and has a dirty pinkish deposit.

Thus you have seen when *Colchicum* may be used in rheumatism, when in typhoid fever and when in simple debility. The prostration which I spoke of as following the protracted use of *Colchicum* may be utilized in this way; when after frequent acute attacks of gout, the patient becomes greatly weakened. In affections of the heart, *Colchicum* is closely allied to *Spigelia*.

When *Colchicum* has been abused, *Spigelia* is the remedy to be used as an antidote.

VERATRUM ALBUM.

Veratrum album is not a difficult remedy to understand. It has been used since the days of Hahnemann for cholera Asiatica, cholera morbus and other abdominal affections. Its symptoms in this relation, are well known, but unless you are careful you will neglect an equally important use of the drug, and that is in mental symptoms. In poisoning with *Veratrum*, there are very few symptoms referable to the brain. It seems to act prominently on the abdominal organs, acting probably through the splanchnic nerves. When these nerves are paralyzed, the bloodvessels become over-charged with blood and pour forth their serum. In this respect, it is similar to *Elaterium*. The prostration, the coldness and the terrible sinking sensation that belong to *Veratrum* all start from

these nerves. But Veratrum may affect the brain as well. Even then, the symptoms are not unlikely to be associated with coldness, weakness, etc.

We may have Veratrum album indicated in delirium. That you should notice particularly, as, in this respect, it becomes closely allied apparently to *Belladonna*. The delirium is associated with restlessness, with desire to cut and tear the clothing, loquacity, and rapid earnest loud talking; he strikes those about him; anxiety; frightened at imaginary things; lasciviousness; lewdness in talk; he springs out of bed and rushes about the room as if thereby to obtain relief. Thus far the symptoms are such that you can with difficulty only, distinguish them from those of *Belladonna* and *Stramonium*. The distinction lies here: *Veratrum album* has coldness of the surface of the body with cold sweat on the forehead. Sometimes the face is red and the lips are blue, and there is tingling through the limbs.

Veratrum album is also suitable for women when they seem to have abnormal mental impressions arising from disturbance in the sexual sphere; in nymphomania, for instance. The patient is lewd to an extreme. She rushes about the room endeavoring to kiss every one. These attacks are especially prone to appear before each menstrual period. She is constantly framing lies of the most outrageous character.

Veratrum is also to be thought of when after fright, there is great coldness of the body with diarrhœa. *Gelsemium* also has diarrhœa after fright. Under Veratrum, it is associated with coldness and prostration.

Now for some of the abdominal symptoms. Veratrum album is indicated in affections of the bowels, in cholera morbus, cholera infantum and cholera Asiatica and in intussusception of the bowels. The stools in the diarrhœa calling for Veratrum are profuse, watery and greenish, containing sometimes little flakes that look like spinach. At times, too, they are bloody and are always associated with sharp cutting pains in the abdomen and often too, with cramps in the limbs. There is great weakness and almost fainting with every effort at stool. There is very little vomiting. Cold sweat on the forehead is present.

In the various choleraic affections, Veratrum is indicated by the following symptoms: Vomiting and purging at the same time, colicky pains through the abdomen with cramps, especially in the calves of the legs, profuse watery stools, ricewater stools as they are called. They are attended with great prostration and cold sweat especially on the fore-

head. It is useless to give *Veratrum* in choleraic affections unless there is pain. The patient is worse at night. Emaciation is rapid.

The first remedy to consider here in its relation with *Veratrum album* is *Camphor*. Like the former remedy, it produces coldness and symptoms of collapse. Camphor is better suited to cholera when the discharges are scanty and the nausea marked. Sometimes, the upper lip will be drawn upwards, showing the teeth, making the nauseous expression of the face more hideous. The entire body is cold. The voice is squeaky or high-pitched.

Jatropha curcas produces an even closer picture of cholera than does *Veratrum*. It causes vomiting of ropy albuminous matters with purging.

Podophyllum resembles *Veratrum album* in that it produces a perfect picture of cholera morbus. It is especially indicated, when the case is characterized by absence of pain. Herein, it is very different from *Veratrum*. The attacks generally come on during the summer. The stools are watery and come out with a gush and a splutter like water from a hydrant. There is marked loathing of food. The bowels are more apt to move after midnight and towards morning. The stools are very liable to change color.

There is a remedy which is I think better suited to the summer complaint of children than is *Veratrum*. I refer to *Iris versicolor*. It produces marked inflammatory symptoms, with excoriated raw feeling at the anus. The patient is worse at two or three o'clock in the morning. There are nausea and sour and sometimes bilious vomiting. The stools are either watery or are yellowish-green and mixed with bile or oily particles.

Pulsatilla is called for in an after-midnight diarrhœa caused by a diet of pastry, etc.; or by eating ice-cream immediately after a meal.

Croton tiglium comes in when the movements are yellowish or yellowish-green, pouring out with a rush or splutter, like water from a hydrant. They are provoked by every attempt to eat or drink.

Elaterium is the remedy for profuse watery stools when they are of an olive-green color.

I have often found *Veratrum album* useful for cardiac debility following acute diseases, when the heart muscle becomes so weak that the pulse is thread-like. The patient faints on moving. On lying down, the face is red, on sitting up, it turns deathly pale. Often you will find the hands cold and clammy.

VERATRUM VIRIDE.

Although the name of this drug is similar to that just considered, you must not reason thereby, that it produces the same symptoms. *Veratrum viride* produces congestion of the base of the brain and of the upper portion of the spinal cord. It thus interferes with the function of the pneumogastric nerves. At first, it seems to produce engorgement of the lungs, just such as we witness in the beginning of pneumonia. This is associated with a high degree of arterial excitement. If these symptoms go on unchecked, we have dizziness and faintness on attempting to sit up, nausea, cold sweat and orthopnoea, and in fact every symptom of paralysis of the heart from over-exertion of that organ. Thus you will see that *Veratrum viride* comes in as an invaluable remedy in those violent congestions which precede pneumonia. It may even abort the whole disease.

Veratrum viride also produces oesophagitis, in which disease it may be indicated even when the disorder has arisen from traumatic causes. It is called for by the difficulty of swallowing and the fiery burning pains in the oesophagus.

In chorea it is also indicated, when, in addition to the choreic twitchings, there is violent congestion of the nerve centres. Given in a low potency, it relieves the congestion and therefore the nervous disturbances.

We may even depend on *Veratrum viride* in puerperal convulsions. The cerebral congestion is profound. The patient lies in a condition like that of apoplexy. Between the convulsions, she is not conscious but lies in a deep sleep. The face is red, the eyes are injected and there is violent convulsive twitching.

In some cases, *Gelsemium* helps when there is a dull, drowsy state of mind.

SABADILLA.

Like *Veratrum album*, *Sabadilla* is a useful remedy on account of its mental symptoms. It may be used with success in cases of imaginary disease. For example, the patient imagines that she is pregnant when she is merely swollen from flatus; or, that she has some horrible throat disease which will surely end fatally.

Thuja has the symptom, imagines herself double or treble, or that she is made of glass, and is in constant fear of being touched lest she be broken.

Sabadilla is useful in influenza. There are violent spasmodic sneez-

ing and lachrymation on going into the open air; the throat also is affected, giving you a perfect picture of tonsillitis. The difficulty begins on the left side, and extends to the right; the pain is worse on empty swallowing. Sometimes there is a sensation as of a thread or string in the throat, or else a sense of constriction in the throat as if it was tied by a string.

We may also make use of *Sabadilla* in worms, when there are nausea and vomiting associated with a peculiar colic as though the bowels were being whirled around like a wheel.

LECTURE XXIV.

MENISPERMACEÆ.

THE *Menispermaceæ* is not a very large order of plants, there being derived from it but one remedy that we shall consider in this course of lectures. That remedy is the *Cocculus indicus*. The name given to the order has been derived from the shape of the seeds.

COCCULUS INDICUS.

Cocculus indicus owes its properties to an active principle called *Picrotoxine*, this term being derived from two words meaning when combined, "bitter poison." You will notice by the schedule on the board that I have arranged the symptomatology of the remedy under two heads, first the nerves, and secondly, the organs in general.

Cocculus Indicus.	{	1. Nerves.	{	Cerebro-spinal.
		2. Organs.		Debility. Typhoid. Spasms.

Now, whatever individual characteristics you may have for a drug in an individual case, these characteristics should agree with the general effects of the drug ; otherwise, you are making a partial selection. To illustrate : Under *Belladonna*, you know of the symptom, "sleepy, but cannot get to sleep ;" that is characteristic of the remedy. But we find the same symptom under *Cinchona*, *Ferrum*, and *Apis*. How are you to distinguish between them ? By taking the general effect of *Belladonna* as a groundwork, into which the particulars must fit.

Now, we shall find under *Cocculus* symptoms that are under many other drugs, but in no other drug do they hold the same relation as they do here. What, then, is the general effect of *Cocculus indicus* ? This effect is the well-known action of the drug on the cerebro-spinal system, it having very little influence on the nerves and the ganglionic system. How can you find this out ? Not very easily, I confess, but yet this has been done, by studying the drug as a whole, by endeavoring to discover, by means of physiology, pathology, or any other science

that bears on the subject, on what portions of the body it acts, what functions it alters, and what tissues it changes. Then you have a strong basis on which to build your symptomatology.

Cocculus acts on the cerebro-spinal system, producing great debility of these organs; the action of the drug on the brain itself I will explain to you when I come to speak of its use in typhoid fever. We will now consider the remedy as it affects the spinal cord. It causes a paralytic weakness of the spine, and especially of its motor nerves; thus we find it a certain or frequent remedy in paralysis originating in disease of the spinal cord. Especially is it indicated in the beginning of the trouble, whether it results from functional or from severe organic disease of the cord; whether the disease be spinal irritation from loss of seminal fluid, softening of the spinal cord, or locomotor ataxia. It is especially indicated in these cases when the lumbar region of the spine is affected; there is weakness in the small of the back, as if paralyzed; the small of the back gives out when walking. There is weakness of the legs; and by legs I mean the entire lower extremities; the knees give out when walking; the soles of the feet feel as if they were asleep; the thighs ache as if they had been pounded; first one hand then the other goes to sleep; sometimes the whole arm falls asleep, and the hand feels as if swollen. These symptoms lie at the foundation of the symptomatology of the whole drug; they all seem to depend upon spinal weakness. We find these symptoms common enough in women with menstrual difficulties, when the back gives out in the morning, after venereal excesses, and also from loss of sleep.

There is a concomitant symptom which you almost always find associated with those just mentioned, and that is a feeling of hollowness in some one of the cavities of the body, either in the head, chest, or abdomen. It is more than a weakness; it is an absolute feeling as though the parts were hollow. Talking tires these patients very much.

The debility of Cocculus is of spinal origin. Especially is it apt to follow loss of sleep; the patient cannot sit up even one or two hours later than usual in the evening without feeling languid and exhausted throughout the entire day following.

Let me next enumerate the typhoid symptoms of Cocculus; under this heading I shall speak of those of the brain. You would not expect Cocculus to be indicated in a case of typhoid fever when the changes in or ulceration of Peyer's patches were marked, or where there were profuse diarrhoea, pneumonia, and similar complications. But in the nervous type of the fever, when the cerebro-spinal system is bearing

the brunt of the disease, *Cocculus* becomes one of the remedies that will help us through the case. The symptoms indicating it are the following: The patient complains of great vertigo, and this is made worse when sitting, or when attempting to change from a reclining to a sitting posture. It is often associated with nausea, inclination to vomit, and even fainting. *Bryonia* also has this symptom. So far as the symptom itself is concerned, there is no difference between *Bryonia* and *Cocculus*, yet, if you examine the case thoroughly, you will find that in *Cocculus* it is weakness of the cerebro-spinal nerves that gives origin to the symptom. There is great confusion of the mind; a sort of bewildered, heavy state might better explain what I mean. It requires a great effort to speak plainly. In some cases they cannot find the words they wish, to convey their meaning. Generally, such patients lie quietly wrapped in thought; the eyelids are heavy, as though they could hardly be lifted. Here is a symptom reminding you of *Gelsemium*. If the patient is still conscious enough to describe to you his condition, he will complain of a feeling of tightness of the brain, as though every nerve in the head were being drawn up tightly. At other times, he has this empty, hollow, vacant feeling in the head. Any attempt to move the patient produces faintness or even fainting away. The tongue is usually coated white or yellow; there is bitter taste in the mouth. The abdomen is greatly distended and tympanitic; this tympanites under *Cocculus* is not the same as under *Cinchona*, *Carbo veg.*, *Colchicum*, *Sulphur*, or even *Lycopodium*.

There are several origins of tympanites. It may come from the bloodvessels, from the air swallowed with the food, from changes in the food itself, and also from its retention. The latter condition is the cause of the tympany under *Cocculus indicus*. It is not to be thought of as a remedy when flatus results from decomposition of food. That calls for *Carbo veg.* *Cocculus* has considerable oppression of the lungs, this being of nervous origin. It is usually referred by the patient to the walls of the chest. The patients are sleepless, or at least business thoughts crowd on the mind and keep them in a half-waking state, here again resembling *Bryonia*. These are the symptoms which lead you to *Cocculus indicus* in typhoid states.

The next division for consideration is "Spasms." *Cocculus indicus* is useful in spasmodic affections when the patient is greatly debilitated as to the cerebro-spinal nervous system. Irritable weakness is the condition which gives rise to the spasms, for which *Cocculus* is the remedy. It is especially useful when spasmodic symptoms ensue as a result of

prolonged loss of sleep. This condition we meet with more frequently in women than we do with men. The former are also more subject to spinal weakness. You may also use *Cocculus* for spasms after suppressed menses. The eyes are usually closed during these convulsions, and there is rapid oscillation of the eyeballs beneath the closed lids. But the woman must be of a weak, nervous temperament, or *Cocculus* is decreasingly indicated.

Under the heading "Organs" we still have a word to say about *Cocculus*. First, as to the headache. Some years ago there was an epidemic of spotted fever in this city. During that epidemic many children died, especially in its earlier days. After a while there was discovered a symptom characteristic of the epidemic, and that was intense headache in the occipital region, in the lower part of the back of the head, and in the nape of the neck. The intense headache was manifested in various ways. Children in a stupor would manifest it by turning the head back, so as to relieve the tension on the membranes of the brain; others, who were conscious, would put their hands to the back of the head; while still others complained of pain in the back of the head, as if the part were alternately opening and closing. That symptom was under *Cocculus*. There were very few fatal cases after *Cocculus* was used. Occipital headaches are hard to cure. *Cocculus* is a good remedy. *Gelsemium* is another. In the latter there is passive arterial congestion, by which I mean that the arterial blood flows freely to a part, the pulse being full and round, and not hard and tense, as under *Belladonna* or *Aconite*. There is often thick speech, too, with *Gelsemium*.

Still another remedy for occipital headache is the *Juglans cathartica*, sometimes called *Juglans cinerea*, or the butternut. This I consider to be the best remedy for sharp pains in the occipital region.

We have already anticipated some of the symptoms of *Cocculus* pertaining to the female genital organs. Still there are others. The menses are either profuse, and coming too often and with a gush, and very debilitating, or they are tardy in their appearance, and the patient suffers each month from what has been termed menstrual colic. We have a little group of remedies, of which *Cocculus* is one, for this condition. The others are *Pulsatilla* and *Chamomilla*. First let me describe the symptoms of *Cocculus*. This remedy is indicated by a colic, in which the pain is as if there were sharp stones rubbing against each other in the abdomen. There is very often with this colic excessive distension of the abdomen from accumulation of flatus. The colic is especially liable to come on at night and awaken the patient. It is re-

lieved by belching, but returns again from the re-accumulation of flatus. The patient is, of course, irritable.

Under *Chamomilla* the menstrual flow is very dark. The mental symptoms described to you in my lecture on that drug are necessarily present.

Pulsatilla has scanty menstrual flow, coming by fits and starts, griping pains doubling the patient up; but the disposition is mild and tearful.

Cyclamen is similar to *Pulsatilla*. It has chilliness with the pains; crying, tearful mood; dyspepsia, made worse by eating fat food and pastry; scanty menses; menstrual colic. But we make the distinction here: *Cyclamen* does not have relief in the cool air or in a cool room, and in many cases *Cyclamen* has thirst. The resemblance between *Cocculus* and *Cyclamen* is that both remedies suit a depressed condition of the cerebro-spinal nervous system. Those of *Cyclamen* are these: The patient feels dizzy; is weak from any motion; is highly anæmic; and usually worse when sitting up. These symptoms are usually associated with dimness of vision. We also find under *Cyclamen* this flatulent colic, arising of wind in the bowels, coming on at night, and only relieved by getting up and walking about. Compare also, in menstrual colic, *Ignatia* and *Nux vomica*.

LECTURE XXV.

PAPAVERACEÆ.

WE now proceed to study the *Papaveraceæ*, an order of plants from which we obtain Opium, *Sanguinaria Canadensis*, and *Chelidonium majus*. As an order, they act on the circulation of the blood, tending to produce narcosis of a greater or less degree by exciting a fulness of the bloodvessels of the brain. The effect thus produced on the sensorium ranges all the way from sleepiness to stupor. This, you know, is eminently true of Opium, and, to a less degree, of *Sanguinaria* and *Chelidonium*. We will now take up the study of these drugs *seriatim*.

OPIUM.

OPIUM.	{	<i>Brain. Emotions.</i>
		<i>Spasms. Paralysis.</i>
		<i>Marasmus.</i>
		<i>Constipation. Bladder.</i>
		<i>Sleep.</i>
		<i>Chest. Lungs. Heart.</i>
		<i>Defective reaction.</i>

Opium is obtained, as you probably know, from the unripe capsules of the poppy plant, *Papaver somniferum*. The unripe capsules are usually employed in its manufacture, because they give the most soporific effect. In some respects, Opium is the most remarkable drug in our materia medica. You know that many drugs owe their medicinal action to the active principles which they contain. Thus, *Belladonna* owes its action to *Atropine*, *Stramonium* its to *Solanine*, *Nux vomica* its to *Strychnine*, etc., but Opium seems to contain an endless number of these, and yet each succeeding year seems to add to the list. Let me enumerate them—they are as follows:

Morphine,	Protopine,
Pseudo-morphine,	Methylnornarcotine,
Codeine,	Deuteropine,
Apocodeine,	Laudanine,

Thebain,	Codamine,
Cotamine,	Papaverine,
Hydrocotamine,	Rhœadine,
Apomorphine,	Rhœagenine,
Desoxymorphine,	Dimethylnornarcotine,
Nornarcotine,	Mecondine,
Thebenine,	Cryptopine,
Laudanisine,	• Narceine,
Narcotine,	Meconic acid,
Lanthopine,	Lactic acid.

These various alkaloids are derived from Opium, by more or less complicated processes. They all have more or less narcotic properties akin to those of Opium itself. The action of some of these alkaloids is well-known, while of the action of others we are as yet ignorant.

Morphia (used principally in the form of the sulphate) is probably the best understood of these. It is largely used by old-school physicians in hypodermic medication for the relief of pain. But we may make use of it as a homœopathic remedy. In such violent diseases as cancer *Morphia* has been successfully given for one of its secondary symptoms, extreme susceptibility to pain; pains are so violent as to threaten convulsions, or cause twitching and jerking of the limbs. Under these circumstances *Morphia* is a homœopathic remedy. It does not cure, but relieves the pains, not as an opiate by stupefying the patient, but according to the law of homœopathy.

Morphia has the property of producing tympany. This is a very important fact for you to bear in mind, as you may find it necessary to differentiate incipient peritonitis from *Morphia* effects.

Codeine, another of these alkaloids, is a useful drug in the treatment of phthisis. It is indicated in that dry, teasing cough which annoys the patient night and day.

Furthermore *Codeine* has caused and cured twitching of the muscles, especially of the eyelids. This is a very annoying symptom; it is sometimes relieved by *Crocus*.

Apomorphia causes and cures vomiting. Now this vomiting is not of the kind for which you give *Ipecac.*, *Tartar emetic*, *Lobelia*, etc. It is a reflex vomiting usually from the brain. *Apomorphia* produces vomiting if injected hypodermically, long before it can have any local action on the stomach. You may utilize this effect of the drug in vomiting of cerebral origin, and also in that annoying disease from

which many people suffer, and for which they get little sympathy, seasickness. In these cases of cerebral vomiting you may also think of *Belladonna*, *Glonoin*, and *Rhus tox*.

There are several others of these alkaloids of which we have some provings, but nothing that has been definitely described. There are, also, numerous preparations made from Opium; these are largely used in allopathic practice; we have nothing, however, to do with them, except to undo the mischief they produce. The various preparations of Opium enter into the composition of cough-mixtures and soothing-syrups, used largely in popular practice. Their effects are decidedly pernicious, especially in children. A prominent old-school authority says that the use of soothing-syrup for children is decidedly reprehensible. It stunts their growth, makes them irritable and cross, and interferes sadly with the brain development. *Nux vomica* is one of the antidotes in cases of injury from anodyne preparations. Still better, perhaps, as an antidote, is *Chamomilla*, which is suited when opiates have been given for some time, and have produced their secondary effects; the little one is wakeful; slight pains are unbearable. When this condition is present, *Chamomilla* is your remedy, whether the patient be child or adult.

No drug is more freely abused by both allopath and homœopath (!) than is the one we are studying to-day. I would that I had both opportunity and ability to convince the practitioner of the old school of medicine of the absurdity of his indiscriminate use of opiates, and I could hope still more earnestly to dissuade homœopaths from hiding their ignorance under the anodyne effects of an occasionally interpolated dose of morphine or laudanum. The one class ignorant of any other means of assuaging pains, and the other class too lazy to study their cases, seek relief for their patients in anodynes. Call them to task for their unscientific practice and they meet you with the remark, "My duty is to relieve the sick." Let me rejoin, "At any cost? Must you do what you know to be wrong?" "No, but how do you make it out wrong?" Let me reply by a brief résumé of the *modus operandi* of Opium, and then if this question is not answered I make no further objections to anodynes.

In small doses, Opium has primarily a transient exhilarating effect. It seems, however, to affect the emotional more than the intellectual sphere. The mind feels as if floating in the air, unincumbered by the laws of space and gravity. The imagination has full play. If now the dose is increased, either in quantity or by frequent repetition, there

follows a sleepy state. This sleep varies all the way from a pleasant feeling of easy drowsiness to the most profound stupor. This narcotic and anodyne effect of Opium is the result of the increased circulation of blood in the brain. This it does, not only by increasing the amount of blood supplied to the brain but also by interfering with its return to the heart. Let me digress for a few moments and speak of the physiological explanation of sleep. Hammond has shown that during this state, the quantity of blood circulating in the cranial cavity is greatly diminished. If you give Opium to produce sleep, what do you do? Do you produce an anæmia of the brain? No, just the reverse. I ask you then is the administration of opiates for their anodyne effects at all rational?

Returning to the effects of Opium, the face becomes deep red and swollen from the distension of the bloodvessels. The more profound the stupor, the darker red is the face. It may even become of a brownish hue. The pupils become contracted. The pulse is full and slow. Respiration is deep and as the stupor grows in intensity, it becomes heavier and finally stertorous. What is the meaning of this stertor? It means that as the poisonous effects of Opium increase, a paretic and finally a paralytic condition of the muscles of the uvula and cheeks appears. These parts, thus being thoroughly relaxed, flap back and forth with each respiration. The pulse is full, round and slow, showing you that the heart is acting with the full volume of blood but not with its usual speed. As the case goes on hour after hour, you find a picture of complete paralysis developed. The practical application of this I will give you when speaking of typhoid fever. The sphincters lose their control so that there is involuntary escape of urine and fæces. The lower jaw drops and finally death ensues.

In these fatal cases, autopsies show the cerebral convolutions to be flattened, the vessels of the cerebro-spinal axis engorged with blood, and effusion of serum beneath the arachnoid and in the ventricles of the brain.

These are the symptoms of acute Opium poisoning.

Now these phenomena depend upon the action of Opium on the nerves. From irritation comes the first brief excitation. From the subsequent paralyzing action come the drowsiness, muscular relaxation and coma. From the beginning, the cerebral vessels are surcharged with blood and this gradually increases until sopor ensues. Now, gentlemen, let me ask, is it rational practice to assuage pain with a substance which paralyzes

and so relieves by taking away *not the disease* BUT THE ABILITY TO FEEL, THE CONSCIOUSNESS OF SUFFERING ?

What are the effects produced by the habitual use of the drug ? The first effect is one that I have already described to you, one of dreamy imaginative activity of the emotional mind. Later, as the use of the drug is continued every tissue of the body becomes affected. The skin grows dry and sallow and hangs in folds ; the limbs emaciate ; and the intellect becomes dulled.

The best antidote to Opium is strong black coffee given repeatedly until there is some sign of reaction. In addition to that you should use electricity. You should also remove any of the poison that may be in the stomach by means of an emetic or the stomach-pump, and you should force the patient to walk about to prevent stupor.

Opium has been so far described that you can readily see in what classes of disease it is indicated.

You see the picture of Opium in typhoid fever with profound cerebral congestion resulting in paralysis of the brain, dropping of the lower jaw and stertorous breathing. Often when Opium is called for in this disease, the body is bathed in a hot sweat. This sweat is not critical. It is of bad omen. It is a symptom of approaching death in that it is a result of paralysis of the sweat glands. This symptom is also found under *Stramonium*.

In typhoid fever with threatening paralysis of the brain, you should remember *Lachesis*, the symptoms of which I described to you when lecturing on that drug ; also *Hyoscyamus* which has the stertorous breathing, but there are differences as you will learn in a future lecture.

In one case where a profound coma failed to yield to Opium, *Apis* restored the patient.

Opium must be considered in the treatment of apoplexy. It is quite natural to suppose that a remedy producing such fulness of the cerebral bloodvessels, might readily in persons predisposed cause their rupture and the consequent symptoms of extravasation of blood into the cerebral substance.

Opium is to be thought of by the color of the face, by the stertorous breathing, and by tetanic rigidity of the body. Especially is it indicated in the apoplexy of drunkards.

Opium follows *Belladonna* in apoplexy.

In apoplexy occurring in drunkards, you should also think of *Baryta carb.* and *Lachesis*.

Arnica suits in apoplexy when the pulse is full and strong, the paralysis is worse on the left side and there is stertorous breathing.

Apis is called for when the coma fails to yield to Opium.

For apoplexy with convulsions, think of *Belladonna*, *Hyoscyamus*, *Lachesis*, and *Opium*.

For apoplexy followed by paralysis, *Arnica*, *Belladonna*, *Lachesis*, *Nux vomica* and *Rhus*.

When followed by idiocy, *Helleborus*.

Opium is useful in *mania a potu* or delirium tremens. Especially is it indicated in "old sinners," in those whose long lives of excess have thoroughly destroyed their constitutions; in those who have had the disease time after time. It takes but a small quantity of liquor to throw them again into the delirium. The face wears a constant expression of fright or terror. They have visions of animals springing up from various parts of the room. If they succeed in obtaining sleep, it is of the stertorous character already referred to.

There are several remedies which, if given soon enough, will enable you to carry your patients with delirium tremens safely through the attack. I have already mentioned Opium; another is *Lachesis*, especially is this indicated when the patients have visions of snakes and other hideous objects, sensation in the throat as if choking, and springing out of sleep suddenly as if from a dream.

Another remedy is *Stramonium*, to which you will be guided by the violence of the symptoms. The patient starts up from sleep in perfect horror, with visions of animals coming towards him from every corner of the room; he makes efforts to escape; his face is bright red.

Still another remedy is *Cannabis indica*, or the hashisch. This is one of the best. It has thus far been given only in low potency. The symptoms which seem to characterize it are, errors of perception as to space, and as to time.

In other cases, we have to use *Arsenic* when there is fear of death and the patient will not permit himself to be left alone.

A remedy often forgotten, but useful, nevertheless, is *Calcarea ostrearum*. The minute the patient closes his eyes he sees visions compelling him to open them again in affright.

You may use Opium in cholera infantum when the face is red or pale, and is associated with fatally advancing stupor; the pupils react either not at all to light or else very sluggishly. The disease seems to begin by involving the brain; as yet there is neither diarrhoea nor vomiting; the child appears as if it had been drugged. Opium adminis-

tered in a case like this will restore the patient to consciousness. Diarrhœa sets in, and the disease proceeds naturally to recovery. This remedy may also be given when there is lack of vitality and the well-selected remedy refuses to act. The patient is either sluggish or drowsy. It is just as useful in these cases as *Carbo veg.*, *Sulphur*, *Valerian*, *Ambra grisea*, *Psorinum*, or any of the other drugs called for in defective reaction. In still other cases of cholera infantum, Opium is indicated when, after the diarrhœa has lasted awhile, stupor sets in.

There is a remedy which I wish to give you here, but with some caution, because it is what has been termed a breech-presentation, that is, it was used clinically before provings of it were made. That remedy is *Ferrum phos.* It is called for in cholera infantum when the discharges from the bowels are frequent; within twenty-four hours the child is greatly reduced, and falls into a stupor, with red face, dilated pupils, rolling of the head, and soft, full-flowing pulse. We know that Iron has that kind of a pulse; we know that congestion belongs to all the preparations of Iron. In one of my cases with the above symptoms, *Belladonna* and *Sulphur* were each given in turn, but failed. I then gave *Ferrum phos.*, and in twelve hours the child returned to consciousness, and is alive to-day.

You may also use Opium in suppuration of the lungs occurring in those greatly addicted to the use of intoxicating liquors; breathing is labored, and is attended with rattling and snoring. Cough is very difficult, and is attended with smothering spells; the face becomes blue during the cough.

Another affection of the lungs occurring in drunkards, namely, hæmoptysis, calls for Opium when the chest is hot and the limbs are cold; the cough is violent, and is attended with an expectoration of frothy mucus and blood; the patient is drowsy with the cough.

Antimonium tartaricum also has cough with drowsiness and gaping.

We find Opium sometimes indicated in spasms, especially when they occur as the immediate result of fright or anger; or, when a nursing infant has a convulsion after its wet-nurse has been frightened; the body is in a condition of tetanic rigidity; the spasm is ushered in with a loud shriek; there is foaming at the mouth; the face becomes dark red, or even purple, and the body is often bathed in a hot sweat; deep, snoring sleep follows the spasm.

Opium causes and cures constipation; a constipation in which there is inertia of the rectum and the entire intestinal tract; there is no inclination whatever for the bowels to move; thus the bowels become

impacted with fæces; flatus accumulates in the upper portion of the intestines and presses upwards against the chest. This symptom is very common after diseases that are debilitating or long lasting. In such cases I have been in the habit of giving Opium in repeated doses until colicky pains are produced; this indicates restoration of peristaltic action of the bowels. I then order an injection of cocoa-nut oil or soap and water to soften down the fæcal masses, when an easy evacuation of the bowels follows. The Opium stool in its complete picture consists of little hard, dry, black balls. This form of constipation reminds us of that of *Alumina*, *Plumbum* and *Bryonia*.

Bryonia has constipation with inertia of the rectum; the stools are large and dry.

Plumbum closely resembles Opium, but there is some spasmodic constriction of the anus; the stool consists of hard black balls.

Alumina has inertia of the rectum, but usually attended with soft fæces.

In tympanites or accumulation of flatus, compare Opium with *Terebinthina*, *Lycopodium*, *Carbo veg.*, *Colchicum*, and *Raphanus*.

The characteristic symptom calling for the last-named remedy in tympanites is that the patient passes flatus neither upwards nor downwards for days.

Opium may be used in bladder troubles, especially in retention of urine. It is indicated when this retention has resulted from fright, and when it follows parturition. This last-named symptom I have twice confirmed.

In this retention of urine after labor, compare with Opium, *Hyoscyamus*, *Causticum*, and *Arsenicum*.

In suppression of urine you may think of *Stramonium*, *Zingiber*, *Lycopodium*, and *Pulsatilla*.

The power of Opium to cause shrivelling of every fibre of the body, suggests its use in marasmus in children. The patient is wrinkled and looks like a little dried-up old man; the characteristic Opium stupor is present.

When the above-named condition has been produced by Opium, *Sulphur*, *Argentum nitricum*, or *Sarsaparilla* may be used as an antidote. *Muriatic acid* is the remedy for the continued muscular debility following the use of Opium.

We may find Opium indicated in that very dangerous condition, strangulation of the bowels. There are violent colicky pains and vomiting of matters having a fæcal odor.

In colic it may be given when there is great tympany; there is a great deal of belching without relief.

Sometimes we find Opium useful in metrorrhagia, whether after labor or not. The patient is restless; the sheets feel hot to her; she is sleepy, but cannot sleep.

In fevers other than typhoid, it may be given when the chill is accompanied by heat of the head and great drowsiness; the body is burning hot, even when covered with a copious sweat.

Puerperal fever sometimes calls for Opium, especially when caused by fright. There is overexcitement of all the senses; even distant sounds annoy the patient; the discharge from the uterus is very foetid. The case approaches a condition of stupor.

In hæmorrhage from the uterus, compare *Belladonna*, which has a flow of bright blood feeling hot to both physician and patient.

Hyoscyamus also has this. But under this remedy there is a great deal of spasmodic jerking of the body.

You will see from what I have said that Opium is an invaluable remedy for the bad effects of fright, whether that emotion produces convulsions or diarrhœa.

Gelsemium, *Pulsatilla*, and *Veratrum*, you will recall as being useful in diarrhœa after fright.

For the chronic effects of fright, you should remember *Natrium muriaticum*, *Silicea*, and *Phosphoric acid*.

Opium, like *Bovista* and *Arnica*, is useful for the bad effect of inhalation of charcoal vapors.

In spasms of the lungs, compare *Moschus* and *Ipecac*.

Drosera is likewise indicated in the spasmodic cough of consumptives, coming on in the evening, perhaps again after midnight. Every effort to raise a little phlegm ends in retching and vomiting.

LECTURE XXVI.

SANGUINARIA AND CHELIDONIUM.

BEFORE proceeding with our study of *Sanguinaria*, I will say that there is a variety of the poppy plant which grows in Mexico called the *Argemone Mexicana*. It is used in Mexico in much the same manner as we use Opium. It also causes cutaneous eruptions and has been used in the expulsion of tape-worm. The juice of the plant when collected and dried has much the appearance of gamboge. I mention this, not because it is a matter of importance but as a piece of information that may in time prove beneficial.

We will now take up the study of another member of the Papaveraceæ, the *Sanguinaria Canadensis*, or blood-root. This is a plant which is readily recognized by the character of its root, which, when cut, is red, and exudes a fluid having the appearance of blood, hence the plant has been aptly named "blood-root." The seeds of *Sanguinaria* are somewhat narcotic. You can see a resemblance between it and Opium, not in the completeness of its symptomatology, but a family resemblance sufficient to place it by the side of Opium, yet having differences so great that there can be no danger of confounding the two drugs. In extreme narcosis from *Sanguinaria*, we find languor and torpor, dilated pupils, with disordered vision and irregular pulse. The symptoms are not unlike those which follow poisoning with *Stramonium*. In studying the drug we may save all unnecessary multiplication of symptoms by attention to the following schemæ:

Compare with <i>Sanguinaria</i> <i>Canadensis</i> ,	Belladonna, Iris versicolor, Paullinia, Melilotus,	} In headache.
	Veratr. viride, Phosphorus, Antim. tart., Sulphur.	

SANGUINARIA CANADENSIS irritant to	{	<i>Brain</i> :	Anxiety, irritability.
		<i>Nose</i> :	Faint from odors.
		<i>Ears</i> :	Sensitive to sudden sounds.
		<i>Circulation</i> :	Headaches.
			Vertigo.
			Hæmorrhages.
			Climaxis.
			Fever.
			Menstruation.
			Phthisis florida.
		<i>Mucous membranes</i> :	Local congestions.
			Dry feeling or rawness.
			Cough.
			Croup.
			Ulceration.
			Polypi.
			Diarrhœa.
			Pneumonia.
		<i>Glands</i> :	Salivation.
		<i>Skin</i> :	Acne, ulcers.
		<i>Muscles</i> :	Rheumatism, myalgia, languor, nausea, faintness.

Sanguinaria is in the first place an irritant, whether taken into the mouth, applied to the skin, or when carried by the blood to other tissues. For the primary and most important effect of the drug, then, we have irritation of tissue. For instance, the brain is irritated by Sanguinaria. This is mentioned first because of the predominant importance of all mental symptoms, be they emotional or be they intellectual. Anxiety is almost always present with the Sanguinaria symptoms. This anxiety however is not an isolated symptom. It appears qualifying the headaches, the gastric difficulties, the heart and chest symptoms, and in fact all the ailments in which Sanguinaria is applicable. Like almost all anxiety, it is accompanied by irregularities or disturbances in the circulation. There is also an irritability of temper which makes the patient morose, irritable, peevish or excitable. Then we note also that the ears are irritated by the drug. Primarily, this irritation comes from the irritating action on the circulation. It causes increased redness of the external ear, with humming and roaring in the ears from increased circulation of blood through the aural structures. It also

produces a hyperexcitation of the auditory nerves with the following symptoms as characteristic: Painful sensitiveness, especially to sudden sounds; sensation as if the patient were in a railroad car or in some vehicle which was moving and jarring her, with a feeling as if all about her were talking rapidly and confusedly; the patient desires to be held in order to remove this nervous vibratory sensation through the body. Thus you see the primary irritating effect on the ear reflected through the entire nervous system producing these symptoms, which by the way, are not uncommon in women about climaxis. Sanguinaria is equal to *Glonoïn* in these cases.

This desire to be held reminds one of *Gelsemium*, which has heart disease with tremor of the whole body and desire to be held still.

Next we come to the nasal symptoms. The sense of smell is usually increased; hence we notice a peculiar susceptibility to odors, which causes the patient to feel faint. This is not an uncommon symptom in "rose-cold." It also belongs to hysteria, and places Sanguinaria by the side of *Phosphorus*, *Ignatia*, *Valerian*, *Nux vomica* and similar remedies.

Next we come to the disturbances in the circulation. We find these first exhibited in the vertigo, there being a rush of blood to the head with this dizziness; the patient feels sick and faint as if she would fall when she attempts to rise from a sitting posture.

Then, too, we have the circulatory disturbances represented in the sick-headache, and Sanguinaria has no equal in sick-headache, especially in that form which is so common in this country as to receive the name of "American sick-headache." The patient suffers from rush of blood to the head, and this causes faintness and decided nausea, the nausea even continuing until vomiting sets in. The pains, which are of a violent character, begin in the occipital region, spread thence over the head, and settle over the right eye. They are of a sharp lancinating character, and at times throbbing. At the height of the disease, the patient can bear neither sounds nor odors. Mark the effect on the auditory and olfactory nerves. She can not bear any one to walk across the floor, for the slightest jar annoys her. As the headache reaches its acme, nausea and vomiting ensue, the vomited matters consisting of food and bile. The patient is forced to remain quiet in a darkened room. The only respite she has, is when sleep comes to relieve her. Sometimes the pain is so violent that the patient goes out of her mind, or she seeks relief by pressing against her head with her hands or by pressing the

head against the pillow. This is the Sanguinaria sick-headache in its completeness. Not only does the remedy palliate but it cures.

Studying Sanguinaria with its concordant remedies, you will find coming into your mind most prominently *Belladonna* as affecting the right side, as having throbbing pains, cerebral congestion and intolerance of light and noise. You see that the two remedies are very similar. Practically speaking, Sanguinaria is the more useful of the two in the gastric form. In *Belladonna*, you almost always find cold feet with the hot head, which may not necessarily be present under Sanguinaria. Then again, the *Belladonna* patient is not relieved by lying down, but by sitting propped up, while Sanguinaria has relief from lying down. Then *Belladonna* has not so characteristically as Sanguinaria, the direction of the pains; that is, the "pain coming from the occiput over the head, etc." is not quite so prominent under *Belladonna* as it is under Sanguinaria.

Melilotus, one variety of the clover, produces a most violent cerebral congestion with headache, which drives the patient almost frantic. It really seems to the patient that the brain would burst through the forehead. The throbbing pain is almost as violent as it is under Glonoin. In one proving of this drug, a lady had this congestive headache with prolapsus uteri and violent palpitation of the heart.

Still another drug closely allied to Sanguinaria is *Iris versicolor*. This drug is useful for sick-headaches, particularly when they are periodical in their appearance, recurring for instance every Sunday. This is because the strain of the preceding six days has been relieved and now the patient feels the effects of the strain and has this sick-headache. It is especially suited to school teachers, college professors, students, etc. The pains are intense and of a throbbing character and supraorbital. They often affect the eyes and cause temporary blindness. At the height of the headache, vomiting often ensues, the vomited matters being bitter or sour or both.

I wish also to mention *Paullinia sorbilis*. This has some little history. A number of years ago there appeared a specific, in the form of pills, for sick-headache, the principal ingredient of which was this *Paullinia*. It proved itself to be an efficacious remedy. The objection I have to the drug is that it must be given in large doses, consequently I do not think that it has a true symptomatic relation to the ailment for which it was recommended. Its active principle is said to be identical with Caffeine and Theine.

Continuing our study of the effects of Sanguinaria on the circulation,

we find it sometimes indicated for hæmorrhages, not very frequently it is true, yet when the symptoms call for it you should bear it in mind. It is especially indicated in metrorrhagia occurring at climaxis. The blood is bright red, clotted and frequently offensive. Especially is it to be used when the metrorrhagia is accompanied by the form of sick-headache which I have already described, and by flushing of the face and flushes of heat which are incident to change of life in women. The face becomes scarlet. This high color passes off with moisture and faint, weak, sick feeling. Here then you must place Sanguinaria with *Glonoin*, *Nitrite of Amyl* and *Lachesis*. The menstrual flow of Sanguinaria is bright red, clotted and offensive, later, becoming dark and losing its offensiveness.

. Still another fact which illustrates these irregularities of the circulation, is the application of Sanguinaria to phthisis florida. In detailing to you the symptoms calling for this remedy in phthisis florida, I will also mention the character of the cough and also the application of the drug in pneumonia, because the symptoms in each case are similar although belonging to different diseases. You find the patient suffering from hectic fever. The fever usually comes at about two or four o'clock in the afternoon, the cheeks have a bright circumscribed flush. The cough is usually dry at first, and seems to be excited by tickling or crawling in the larynx and upper portion of the chest, probably in the trachea, and perhaps in the beginning of the bronchial tubes. There is a great deal of burning and fulness in the upper part of the chest, as if it were too full of blood, which it really is. The patient complains of sharp stitching pains, especially about the right lung and in the region of the nipple. These pains are in all probability myalgic. The muscles of the chest are, of course, sore with this pain. There is also great dyspnœa. Thus early in the disease, Sanguinaria by calming the circulation, by removing the congestion of the chest, by lessening the hectic fever, will save your patient from what would end fatally in a few months.

When pneumonia calls for Sanguinaria, we have in addition to the symptoms already mentioned, rust-colored sputum with the cough (just as you find in the stage of red hepatization), a very distressing amount of dyspnœa, and the hands and feet burning hot, or else just the reverse, cold. Sometimes, even before the amount of hepatization will account for it, you have failure of the heart's action. The heart becomes weak and irregular in its action. There is a weak, faint feeling about the

heart. The patient is faint. He is covered with sweat and he suffers from nausea.

Localized congestions are frequent enough in the symptomatology of Sanguinaria. You have seen how it causes cerebral congestion, circumscribed redness of the cheeks, etc. You may also use it for a teasing cough compelling the patient to sit up at night. The cough ceases so soon as the patient passes flatus by the bowels. Connected with this form of cold, there is a feeling as of a warm current running from the chest to the stomach. The disease may be transferred from the chest to the abdomen, the whole difficulty ending in diarrhœa.

Sanguinaria resembles several drugs in pneumonia. It bears a resemblance to *Veratrum viride* in the engorgement of the lungs and in the intensity of the symptoms. *Veratrum viride* has, more marked than Sanguinaria, arterial excitement. As yet, hepatization has not taken place. *Veratrum viride* given then lowers the pulse, reduces the congestion and modifies the pneumonia. It also resembles Sanguinaria when the engorgement is so profound as to threaten the death of the patient. The pulse becomes rapid and quivering, the face livid, and every symptom of approaching paralysis of the lungs is present. When hepatization has taken place, *Veratrum viride* is not indicated.

Phosphorus resembles Sanguinaria in pneumonia. Its symptoms, I will mention when I lecture on that drug.

Antimonium tartaricum resembles Sanguinaria when the face becomes livid, the blood is surcharged with carbon, rattling cough, etc.

Sulphur resembles Sanguinaria during the stage of resolution when the hepatized lung does not break down properly, and the sputum becomes purulent. In these cases, either remedy is indicated, Sanguinaria being preferable when the expectoration is very offensive, even to the patient himself.

Returning to Sanguinaria and reviewing its action on the mucous membranes, we find that it has a highly irritating effect causing at first extreme dryness, whether it be the conjunctiva, the mucous membrane of the mouth, nose or any other mucous surface. Alternating with this dryness and indicating the drug in another phase of the case, is rawness with burning, as though the mucous membrane was denuded of its epithelium. This is common enough in catarrhs. You find the nose sore and raw with fluent excoriating coryza. The cough is as I have described, and seems to depend upon this dryness or irritation of the mucous surfaces.

When the laryngeal mucous membrane is affected, we have very dis-

treassing symptoms. There is aphonia and, in addition, a feeling of swelling in the throat as though the patient would choke. Sanguinaria is indicated in laryngeal catarrh, whether it be from phthisis or from simple cold or exposure.

The croup for which we may use Sanguinaria, is one in which there may be a formation of pseudo-membrane with dryness, burning and swollen feeling in the throat, and metallic croupy cough which cannot be characterized by any other words than wheezing-whistling. It is too shrill to be only "wheezing," and it is too moist to be "whistling" alone. If it is associated with the dryness and burning, and some of the other catarrhal symptoms, Sanguinaria will quickly cure the entire affection.

Sometimes, we have ulceration of the mucous surfaces with the qualifying symptoms already mentioned.

Another effect on the mucous surfaces is the formation of polypi. These may be found in the nose or in any other part of the body. Sanguinaria is especially useful for mucous polypi when they bleed profusely. When occurring in the nose, they are associated with the form of coryza already referred to. There is also profuse salivation, showing that the drug irritates the salivary glands.

The skin is also affected under Sanguinaria. It produces acne on the face, particularly in women who have scanty menstruation and are subject to irregular distribution of blood.

Lastly, we find the drug affecting the muscles, inflaming them and giving a picture of acute muscular rheumatism. The pains are erratic, sharp and stitching, with great soreness and stiffness of the muscles, especially those of the back and neck. Sanguinaria exhibits a special affinity for the right deltoid muscle. The pains are intense. Sanguinaria holds the same relation to the right deltoid that *Ferrum* does to the left.

So much for Sanguinaria Canadensis.

CHELIDONIUM MAJUS.

Chelidonium.	{	LIVER, LUNGS, <i>Heart</i> .
		<i>Neuralgia, Toothache.</i>
		Eyes, Kidneys, <i>Fistula.</i>
		Joints, <i>Diaphragm.</i>
		Skin, Chills and <i>Fever.</i>

Compare	{	Antim. tart.
with		Mercurius.
Chelidonium		Kali carb.
Majus,		Bryonia.
		Lycopodium.

I will be brief in my remarks on Chelidonium as we have not the time to exhaustively treat of the drug. It is a unique remedy, possessing points of similarity with its congeners, *Sanguinaria* and *Opium*, and also to *Nux*, *Mercurius*, *Phosphorus*, and *Kali carb.* The plant yields an acrid, yellow bitter juice, which when applied locally produces inflammation and even vesication. The principal value of Chelidonium lies in its action on the liver, lungs and kidneys. It may be indicated in many affections of the first-named organ from a simple congestion to a positive inflammation. It produces pains in the right hypochondrium all the way from a simple soreness to the most aggravating variety of sharp stitching pains, which shoot from the liver down into the stomach, or down into the back from the posterior aspect of the liver. There is marked pain under the angle of the right shoulder-blade. That is the key-note for the drug in hepatic disease. In addition to this, you have the usual hepatic symptoms, swelling of the liver, chills, fever, jaundice, yellow-coated tongue, bitter taste in the mouth, tongue taking the imprint of the teeth, as you find under Mercury, and desire or craving for milk which exceptionally agrees. There is usually also a craving for acids and for sour things, as pickles and vinegar. The stools are characteristically profuse bright yellow and diarrhoeic, or they may be clayey. These are the symptoms of Chelidonium and they are very definite. Let me tell you how to apply them. You may use the drug in simple biliousness, in hepatic congestion or inflammation, and also in pneumonia with bilious symptoms, in what has been termed bilious pneumonia. The symptoms indicating it in the latter affection I will give you presently.

This pain under the angle of the right scapula of Chelidonium, brings to mind pains of a similar character found under other remedies. *Chenopodium* has dull pain lower than the angle of the right scapula and nearer the spinal column.

Ranunculus bulbosus has pain along the whole inner edge of the left scapula at times extending below its inferior angle and through the left chest.

Lobelia syphilitica has pain under, not below, the inner border of the left scapula, worse after weeping.

Angustura has sharp cutting pain from just beneath the right scapula to the breast, near the nipple.

Bryonia is very similar to Chelidonium in hepatic affections. Both remedies have sharp stitching pains, both have pain under the right shoulder blade, both have bitter taste in the mouth and yellow-coated tongue and both have swelling of the liver. But *Bryonia* differs in its stool which is either hard, dry and brown or, if loose, it is papescent and profuse and associated with a colic very much like that of *Colocynth*. Sometimes the stools have an odor of old cheese.

Lycopodium, which bears some resemblance to Chelidonium, is easily differentiated, especially in the rumbling of flatus in the left hypochondrium, in the sour rather than the bitter taste, in the sour vomiting, in the fulsomeness after partaking of small quantities of food, and in the character of the pains, which are dull and aching under *Lycopodium*, and sharp and lancinating under Chelidonium.

You may use Chelidonium in neuralgia of the face. The pains go from the right cheek bone into the teeth or into the eye, or the pain may be located in the supra-orbital nerves. This neuralgia will not yield to Chelidonium, however, unless you have some of the hepatic symptoms of the drug present. It is a neuralgia dependent on disorder of the liver, and not an idiopathic prosopalgia.

Chelidonium is useful, as I have already intimated, in bilious pneumonia. It is also indicated in the capillary bronchitis of children when these hepatic symptoms are present. The face in these cases, is apt to be deep red. There is great oppression of the chest as shown by the efforts to breathe and the fan-like expansion of the *alæ nasi* (a *Lycopodium* symptom by the way) one hot and one cold foot (another *Lycopodium* symptom). The cough is usually loose and rattling. The expectoration is not easily raised.

Mercurius is sometimes indicated in bilious pneumonia. It differs from Chelidonium in the character of the stool more than in anything else. The Mercury stool is slimy and is attended with great tenesmus both before, during and after the stool, while in Chelidonium it is quite free. The *Mercurius* expectoration is apt to be blood-streaked, and there are sharp pains shooting through the lower portion of the right lung to the back. That last symptom may be in Chelidonium too.

Kali carb. is a remedy often forgotten in pneumonia. It is not in-

licated in the beginning, but later, when there is copious exudation into the lungs, with great rattling of mucus during the cough. The symptoms are worse towards two or three o'clock in the morning. The expectoration contains little globules of pus. There may even be cyanotic symptoms with puffiness over either eyelid.

LECTURE XXVII.

CUCURBITACEÆ.

- | | | |
|---------------|---|---|
| Cucurbitaceæ. | { | 1. Colocynthis cucumis. |
| | | 2. Bryonia alba. |
| | | 3. Citrullus (Water-melon). The seeds are diuretic. |
| | | 4. Cucurbita (Squash). |
| | | 5. Momordica balsamum.—Flatulency. |
| | | 6. Elaterium momordica.—Bowels and fever. |

TO-DAY we begin our study of the *Cucurbitaceæ*. This order gives us some six or eight drugs and also some edible substances. Among the latter, are the water-melon, canteloupe, and cucumber. The seeds of some of these, have diuretic properties, and those of the water-melon have been used as a cure for worms.

Of the medicinal substances obtained from this order we may say that they all act prominently on the alimentary tract. They seem to have in common, a cathartic action. They probably act paralyzingly on the vaso-motor nerves of the abdomen. They produce griping pains, gushing watery diarrhœa. This last symptom is most prominent under *Elaterium*.

Let us now enumerate these medicines. Fifth on the list is the *Momordica balsamum*, of this we have but one characteristic symptom and that is accumulation of flatus in the splenic flexure of the colon. It is a very convenient thing to know this. For instance, if during the course of a more or less chronic disease, this one symptom becomes very annoying and you do not want to destroy the action of the drug you are giving, you simply interpolate a dose of *Momordica*, which removes the symptom and enables you to go on with the treatment as before.

Elaterium, another member of the order, has been used principally in our school of medicine, in a peculiar form of diarrhœa. Like all the *Cucurbitaceæ*, it acts powerfully on the alimentary tract, producing a sudden and enormous effusion of serum into the bowels. Thus it causes a watery diarrhœa, the stools flowing out very profusely. The charac-

teristic symptom of the drug and the one which will lead you to its selection in cholera infantum, is watery stools of an olive green color coming out with a gush. Thus you see it is comparable with *Croton tiglium*, *Podophyllum* and *Veratrum album* and remedies of that type.

It is readily distinguished from *Croton tiglium*, which is adapted to a profuse yellow watery stool, which is provoked every time the patient eats or drinks.

Podophyllum has as you all know, the morning aggravation to distinguish it.

The remaining medicines belonging to the Cucurbitaceæ are the *Citrullus* or water-melon; the *Cucurbita* or squash, the seeds of which as well as those of the pumpkin have been used for tænia; the *Colocynth* and the *Bryonia alba*; the last two named being drugs of great importance; we will therefore proceed to their consideration, *in extenso*.

COLOCYNTHIS CUCUMIS.

Colocynthis.	{	1. Nerves.	{	Neuralgia.
		2. Bowels.		Cramp.
		3. Urine.		
		4. Gout.		

This is the bitter cucumber. It is not indigenous to this country but is imported from Syria and Turkey. In shape, it is something like an orange or lemon with the rind dried. Its pulp is dry and membranous.

Like the other members of this group, Colocynth causes violent intestinal irritation with profuse watery evacuations. If a very large dose of the drug be taken, death may result from its action. Homœopathically, Colocynth is a valuable drug, although in a limited but well defined line. It is useful in neuralgiæ affecting the ganglionic and sensory nerves. In its neurotic symptoms it is closely allied to *Dioscorea villosa*.

I will now give you briefly the symptoms of Colocynth. You will find it useful for nervous phenomena which follow violent emotions, as anger and indignation. As a result of these emotional influences, the patient suffers from colic, vomiting and diarrhœa. I have been wont to term this colic which Colocynth cures, a nervous colic, because it is dependent on irritation of the nervous system rather than on any inflammatory condition. The drug may, however, be used in enteritis,

metritis and frequently in dysentery. But its action is not to directly reduce the inflammatory condition, but indirectly by its action on the nervous system.

In the bad effects of anger, Colocynth is closely allied to *Chamomilla* and *Staphisagria* and, more remotely, to *Causticum*. It resembles *Chamomilla* in the violence of its emotions. Both drugs may be used in children when violent emotions produce cramps and even bilious stools. *Chamomilla* differs from *Colocynth* in the violence of its congestive symptoms, hot sweat on the head, etc. The characteristic *Chamomilla* temperament also helps you to decide.

Staphisagria is sometimes to be substituted for *Colocynth* in the effects of violent emotion in women and children when the violent abdominal cramps fail to yield to that remedy.

The colicky pains of *Colocynth* are very characteristic and are among the first symptoms of the materia medica which the student memorizes. They consist of griping pains in the abdomen *forcing the patient to bend double for relief*, with the hands pressed firmly against the abdomen. Sometimes, they may be attended with cramps in other localities than the abdomen. They may or may not be associated with stool. A movement of the bowels usually relieves the pains. A colic with the character of pain just described often occurs during the course of dysentery, in which disease *Colocynth* is called for when the stools consist of blood and slime and shreds. The discharges are provoked at any attempt to eat or drink. Sometimes, the colicky pains continue after stool, but they usually lessen for awhile at least. In this symptom, *Colocynth* is exactly opposite to *Mercurius* and similar to *Nux vomica*.

I must say here that coffee lessens the remedial action of *Colocynth* in colic.

You should compare *Aconite* with *Colocynth* in these abdominal pains.

Veratrum album has abdominal pains forcing the patient to bend double, but he must walk about for relief. He also has cold sweat on the forehead. It is especially suitable in ileus or intussusception of the bowels.

The colic of *Bovista* finds relief from bending double after eating. The urine is red.

Croton tiglium has these pains with profuse watery diarrhoea. The stools are yellowish, brownish or green in color, and profuse, coming out with a gush as water from the hydrant. They are aggravated after nursing or eating.

The character of the pain in the colic of Colocynth may be transferred elsewhere. I remember once curing a lady of ovarian colic from which she had suffered for three years, with Colocynth. The pains were griping and were relieved by bending double. There were no organic changes.

Two cases of ovarian tumor have been reported as cured by Colocynth administered on this symptom.

In that painful affection, sciatica, Colocynth is one of our best remedies, when the pains in the affected part are of a sharp shooting character, and extend down the course of the sciatic nerve, to the feet. At times, they may be of a burning, cramping or boring character. The attacks of pain are followed by numbness of the whole limb and partial paralysis. If the case is of long continuance, the nutrition of the limb is defective. Sometimes the cramps in the leg are so severe that the patient feels as if the whole leg were fastened down by iron bands, so severe is this cramp. The pains are usually worse at night.

Gnaphalium is very similar to Colocynth in sciatica. It has intense neuralgic pains along the course of the sciatic nerve, alternating with numbness.

In cramps of the muscles you should compare Colocynth, *Nux vomica*, *Veratrum album* and *Cholos terrepina*.

Colocynth may be used in an affection in which it is very much neglected, and that is in arthritic headache and ophthalmia. Bryonia seems to be preferable in *rheumatic* headache and ophthalmia when indicated by the symptoms to be enumerated in my next lecture. Colocynth applies more to gout. The pains whether it be headache or ophthalmia are the same; boring pain in the head or eyes, relieved by hard, firm pressure. In the case of the ophthalmia, there is a profuse flow of acrid tears.

In rheumatism, Colocynth may be useful especially for the stiffness of the joints following the acute disease.

If, however, there are concretions in the joints, you should think of *Causticum* and *Guaiacum*.

LECTURE XXVIII.

BRYONIA ALBA.

Bryonia.	{	1. Blood.
		2. Serous membranes.
		3. Muscles.
		4. Skin.
	{	a. Rash ; Measles.
		b. Scarlatina.
		c. Suppressed eruptions.
		5. Mucous membranes.
		6. Organs.

There are three species of the Bryonia; so nearly identical are they, that Allen has classed them under one heading in his Encyclopædia. It is one of the oldest remedies in the homœopathic materia medica, and is one of the best proved. It is a polychrest, suitable to many kinds of disease. To give you all its symptoms, even all its characteristic symptoms, would take two or three hours of steady hard work. I will endeavor in the hour before us to so far explain the action of Bryonia that you may be able to apply the drug and, as I have often said before, supply the deficiencies at leisure.

We find Bryonia indicated first of all in changes in the blood; in changes affecting its quantity, its quality and its circulation. For example, it is indicated in febrile conditions; in fevers of an intermitting type although not frequently; in those of a remitting type, very often; sometimes too in synochal fever; and also in rheumatic, gastric, bilious, traumatic and typhoid fevers. The symptoms which characterize its fevers are in general these: There is an increased action of the heart, giving rise to a frequent hard tense pulse, very much as you find under *Aconite*. There is actually an increase in the force and power of the heart's action. This action is augmented by any movement of the body, consequently the patient is anxious to keep perfectly quiet. Then you find that there is almost always intense headache with these fevers. This is usually of a dull throbbing character or there may be sharp stabbing pains in the head. This is almost always associated with sharp

pains in or over the eyes. All of these parts are exquisitely sensitive to the least motion. The patient will avoid moving the eyes, for instance, because it aggravates the pain. The least attempt to raise the head from the pillow causes a feeling of faintness and nausea. The mouth is very dry and the tongue is coated in the milder forms of fever as, for instance, in the synochal fever or in the light gastric type of fever. The coating on the tongue is white and is especially marked down the middle. The edges of the tongue may be perfectly clean. As the fever grows in intensity, it approaches more a typhoid type. Bilious symptoms predominate. This white tongue becomes yellowish and is associated with a decidedly bitter taste in the mouth. There are splitting headache, tenderness over the epigastrium, with stitches, soreness or tenderness in the right hypochondrium. As the typhoid symptoms increase, the tongue becomes more and more dry, but still maintains its coating. If the fever is of an intermitting type, you will always find the chill mixed with heat, that is during the chill, the head is hot, the cheeks are a deep red and there is decided thirst, which is generally for large quantities of water at long intervals. In some cases, it may be a continuous thirst. The pulse is hard, frequent and tense. The sweat is provoked by the least exertion and has either a sour or an oily odor.

In typhoid fever, *Bryonia* is indicated in the early stages and by the following symptoms: There is some confusion of the mind; the sensorium is depressed but there are no perversions of the senses. During sleep there is delirium which is usually of a mild character. On closing his eyes for sleep, he thinks he sees persons who are not present. On opening them, he is surprised to find that he is mistaken.

Sometimes this delirium is accompanied or preceded by irritability. The speech is hasty, as you find under *Belladonna*. As the disease increases, some little heaviness almost approaching stupor accompanies sleep. The patient has dreams, which have for their subject the occupation of the day. Frequently with this delirium, the patient suffers from an agonizing headache. This is usually frontal. If the patient is able to describe it to you, he will tell you that his head feels as if it would burst. No better term than "splitting headache" could be used to describe it. It is congestive in its character. The face is usually flushed and of a deep red color. This is intensified like all the other symptoms of the drug, by any motion of the head and is often accompanied by nose-bleed. The epistaxis is particularly liable to come on at three or four o'clock in the morning, and is frequently preceded by a sense of fulness in the head. In very severe cases, you will notice

that the patient puts his hand to his head as if there were some pain there, and his face is expressive of pain. Yet so stupid is he, that he makes no complaint other than that expressed by these automatic movements. Another symptom to be noted in these typhoid fevers, is the dryness of the mucous membranes, especially those of the mouth and stomach. This is the result of deficient secretion. In no cases, is the condition more apparent than in typhoid states. The mouth is dry, as I have already intimated, and yet there may be no thirst. If there is thirst it seems to have the character I mentioned in speaking of intermittent fever. The patient drinks large quantities but not very frequently. After drinking water or while attempting to sit up, the patient has a deathly nauseated feeling and sometimes even vomits. At other times he complains of a heavy pressure in the stomach, as if a stone were lying there. This symptom is no doubt due to the same pathological condition we found in the mucous membrane of the mouth. The secretion of gastric juice is deficient, consequently food lies undigested in the stomach. The bowels are usually constipated when Bryonia is called for. When they do move, the stools are large, hard and dry and either brown or black in color. They are expelled with difficulty owing to the atony of the rectum. Sometimes, in well-advanced cases of typhoid fever, you will find soft, mushy stools, calling for Bryonia. There is a symptom which sometimes accompanies typhoid fever at about the end of the first week of the fully developed fever, and that is a form of delirium in which the patient expresses a continual "desire to go home." He imagines that he is not at home and longs to be taken there in order to be properly cared for. This symptom is a strong indication for Bryonia and frequently disappears after two or three doses of the remedy.

In these febrile conditions, it is necessary to place Bryonia in its proper relations with its concordant remedies. First of all *Aconite*. *Aconite* bears an intimate relation with Bryonia in all these types of fever except gastric, intermittent and typhoid fevers. *Aconite* has not in its totality any special relation to any of these, however incorrectly it may be given to lessen the temperature. The symptomatology of *Aconite* is opposed in every respect to that of typhoid fever. In gastric fever, it may be given in the beginning when there is the full pulse, hot and dry skin and restlessness, indicating that drug; but as the fever advances, it is then not indicated unless there are bilious complications. Then it is an all sufficient remedy. The distinctions that you are to make between *Aconite* and Bryonia are as follows: In the first place, they hold

the relation of Aconite and Bryonia and not Bryonia and Aconite ; that is to say Aconite is given earlier in the case than is Bryonia. Aconite suits the hyperæmia, the congestion or even the chill which precedes an inflammatory fever. Bryonia is indicated later when Aconite fails. The mental symptoms of the two drugs are so distinct that you ought not to confuse them. Aconite demands that the mind be excited, that the patient be restless, tossing about the bed, full of fears. He imagines that he is going to die. The Bryonia patient may suffer just as much as the one to whom you would give Aconite, but he is perfectly quiet. He is quiet because motion aggravates his symptoms. Early in typhoid fever and sometimes in rheumatic you may have Bryonia indicated by this symptom. The patient is restless and tosses about the bed impelled by nervousness, and yet he is made worse by the motion.

Still another remedy to be thought of in connection with Bryonia in these fevers is Belladonna, and particularly in the beginning of typhoid fever. Now there is really nothing in the symptomatology of Belladonna which would call for it in a well-advanced case of typhoid type of fever. Only in the beginning could you confuse it with Bryonia. In the first place it has erethism. Here you distinguish it by its delirium, which is of a violent character. The patient jerks his limbs and starts during sleep. He springs up from sleep in affright. As soon as he closes his eyes, he sees all sorts of objects and people, which disappear as soon as the eyes are opened. Belladonna then has more cerebral erethism, and more violence in its delirium than has Bryonia. With the Belladonna headache there are throbbing pains, and the patient may be obliged to sit up rather than keep perfectly quiet in order to obtain relief.

Another remedy to be compared with Bryonia is *Rhus tox.* This is often indicated in typhoid fever. You all know the historic fact that Hahnemann during one of the war epidemics of typhus cured many cases with these two remedies. Since the days of Hahnemann, this use of these remedies has become universal. Remember, however, that they are not specifics. Each epidemic may so change in character as to require other remedies. *Rhus tox.* is indicated when there is marked restlessness. The patient first lying on one side, changes to the other. For a few moments, he feels better in his new position. Then his side begins to ache and back he turns again. Like Bryonia, it has nose-bleed, which nose-bleed relieves the patient's symptoms, and the headache I described to you last month as "a sensation as though a board were strapped tightly across the forehead." There are rheumatic aching pains

through the joints and muscles of the limbs. The tongue differs from that of Bryonia. It is brown and dry and even cracked, and has a red tip. That is also an excellent indication for Sulphur. With *Rhus tox.*, there is frequently diarrhœa from the very beginning. Bryonia usually has constipation.

I just referred to the symptom under *Belladonna*—"The patient sees persons and objects on closing the eyes, these disappear as soon as the eyes are opened." Both *Calcarea ostrearum* and *Cinchona* have this symptom. Under the latter remedy, however, it does not occur in typhoid fever, but after hæmorrhage.

Next, I wish to talk about the action of Bryonia on serous membranes. Bryonia acts powerfully on these, producing inflammation. Hence we are called upon to prescribe it when the meninges of the brain and spinal cord, the pleura and the peritoneum, and the synovial membranes are inflamed. The indications for Bryonia in these serous inflammations are particularly to be looked for after exudation has taken place. There are sharp stitching pains, worse from any motion. The fever may still be high or it may have been partially subdued by the remedy which preceded.

Comparing *Aconite* with Bryonia once more, you will see the same rule applicable here as before, Bryonia is indicated after and not before *Aconite*. Take for purpose of illustration a typical case of pleurisy. In the beginning of the disease when fever is high you select *Aconite*, but just so soon as the fever commences to decrease, and as effusion begins, as indicated by the friction sounds, *Aconite* ceases to be of any benefit and Bryonia comes in as an all sufficient remedy. It is customary with some physicians to give *Aconite* for the fever and Bryonia for the pleuritic trouble. But this is useless. Bryonia is adapted to the whole case. It has not the same restlessness which demands *Aconite*. The patient is quiet and is full of pain. He lies on the affected side. Why? Because by the pressure thus exerted on the ribs, he moves the affected parts less than he would were he lying on the sound side.

When the meninges of the brain are affected, Bryonia is a valuable drug, but here, except in some rare cases, it follows *Belladonna* rather than *Aconite*. *Belladonna* ceases to be the remedy in meningitis, whether tubercular or otherwise, when effusion within the ventricles or beneath the membranes commences. It then gives place to *Sulphur* in some cases, *Apis* in others and *Bryonia* in still others. *Bryonia* is indicated when meningitis follows the suppression of some eruption, as

that of scarlatina or measles. The child's face is red, or else it is red and pale alternately. The child screams out suddenly as if it was in great pain, which it really is. These pains are of a sharp lancinating character and are especially manifested on moving the child. There is marked squinting with one or both eyes. The bowels are usually constipated, the abdomen distended and the child has well-marked sensorial depression which seems to border on stupor. If you arouse the child and offer him drink, he takes it impetuously or hastily, just as under Belladonna. The latter remedy has more rolling of the head.

For sake of convenience we will next study the catarrhs of Bryonia and the effects of the drug on the lung structure. We find Bryonia indicated in nasal catarrh when there is either great dryness of the mucous membrane of the nose or (more frequently), when the discharge is thick and yellow. It is also indicated when the discharge has been of the character just indicated and has been suddenly suppressed. As a result, there is dull throbbing headache just over the frontal sinuses. *Lachesis* is also useful for suppressed coryza. But it has not so marked the aggravation from motion; nor has it that yellow discharge. The treatment of colds is a severe test of the skill of a physician. If you can successfully treat them you will well understand homœopathy. They are the most difficult class of cases we have to contend with. There are two reasons for this. One is the patients are constantly exposed, and the other is that they are not watched sufficiently closely. If you are given the opportunity to watch the cases carefully, so that you may prescribe as the indications change, you will cure promptly.

We may also use Bryonia in pneumonia. The type of the disease in which it is indicated is in the true croupous form. Just as we found Bryonia indicated in pleurisy with effusion, so is it of use in pneumonia after the croupous exudation has taken place. Usually when it is called for there is also some pleuritis, hence it is applicable to pleuropneumonia. It is not indicated in the beginning of the disease because the exudation does not occur in that stage. It is indicated after Aconite, with the following easily understood condition. The fever still continues, but the skin is not so hot, the face so red and the patient so restless as when Aconite was indicated. The patient is more pacific, and his face and whole demeanor are expressive of anxiety. I would have you discriminate between this condition and that calling for Aconite. It is not so much the mental anxiety that Aconite pictures as it is an expression of pulmonary oppression. That you *must* remember. The cough which under Aconite was of a dry teasing character, with frothy sputa,

perhaps still remains troublesome but it is looser and more moist. There is very little expectoration yet but what little there is, is either yellowish or streaked with blood. Owing to the accompanying inflammation of the pleura, sharp pleuritic stitches are felt in the chest. They are worse on the left side. The patient complains of heavy pressure just over the sternum. The pulse is full, hard and tense. The urine is dark red and scanty.

Still another remedy that ought to be thought of along with Bryonia in pneumonia is *Antimonium tartaricum*. It is indicated in pneumonia that begins as a bronchitis and extends downwards. It is especially suited to cases that begin on the right side, and that have these sharp stitching pains, high fever, great oppression of the chest, as in Bryonia. But it is called for more in catarrhal than in croupous pneumonia. Mucous rales are heard distinctly in the chest.

You should also recall *Sanguinaria* and *Chelidonium*.

Several other remedies than Bryonia have these pains in the chest walls. *Gaultheria* has pleurodynia with pain in the anterior mediastinum.

Ranunculus bulbosus is decidedly the best remedy for intercostal rheumatism; it has sharp, stitching pains and a sore spot in the chest, and these are worse from any motion or even breathing.

Arnica is sometimes of use when the sore and bruised feeling of the chest predominates.

Rhus radicans is called for in pleurodynia when the pains shoot into the shoulder.

Senega acts best in fat persons of lax fibre. It is useful in cold when there are much pain and soreness in the thoracic walls, and much mucus within. There is hoarseness; the throat is so dry and sensitive that it hurts the patient to talk; the cough often ends with sneezing.

Rumex crispus has sharp, stitching or stinging pains through the left lung; it is indicated more in the early stages of phthisis. When the patient turns the left side feels sore.

Trifolium pratense has hoarseness and choking spells at night with the cough. The neck is stiff; there are cramps in the sterno-cleido-mastoid muscles which are relieved by heat and friction.

In bronchitis Bryonia is indicated with this same pressure over the sternum; the dyspnoea is great; the cough is dry and seems to start from the stomach. Sometimes a little tenacious blood-streaked sputum is raised. The cough is worse after a meal, when it may even end in

vomiting. During the cough the patient presses his hand against his side to relieve the stitching pains.

Returning now to the action of Bryonia on the serous membranes, we find it producing synovitis. The affected joint is pale red and tense. There is, of course, effusion into the synovial sac. There are sharp, stitching pains, aggravated by any motion. Bryonia is indicated in these cases whether the synovitis be of rheumatic or traumatic origin.

The nearest concordant remedy to Bryonia here is *Apis*, which is an excellent remedy for synovitis, particularly of the knee-joint. Sharp, lancinating, and stinging pains, and effusion into the joint, are further indications for the remedy. *Apis* seems to be preferable to Bryonia when this synovitis is of scrofulous origin, or at least appears in a scrofulous constitution. *Apis* also has another kind of inflammation, which ends in thickening of the serous sac and of the tissues and cartilages about the joints, giving you the well-known white swelling.

You should also remember *Sulphur* in these cases. This remedy supplements Bryonia and *Apis*, and urges them on when they fail to do their work.

We come next to the study of Bryonia in its action on the muscular system. It is one of the few drugs which produce a positive inflammation of the muscular substance; consequently, you expect to find the drug of use in muscular rheumatism. The muscles are sore to the touch, and at times swollen, and, as you might expect, there is aggravation of the pains from the slightest motion.

Bryonia may also be indicated in articular rheumatism. We find that the fever is not very violent, and the pains and swelling either shift not at all or else very slowly. The local inflammation is violent; that is characteristic of Bryonia. The parts are very hot, and dark or pale red. The pulse in these cases is full and strong, and the tongue is either uniformly white or, more characteristically, dry and white down the centre. The bowels are constipated. It is needless for me to say that the pains are worse from motion.

The difference between Bryonia and *Rhus* is principally this: *Rhus* is suitable for rheumatism after exposure to wet, especially when one is overheated and perspiring. Then, too, the *Rhus* patient finds relief from moving about. *Rhus* attacks the fibrous tissues, the sheaths of the muscles, Bryonia the muscular tissue itself.

The difference between *Ledum* and Bryonia may be described in this way: *Ledum* is useful for rheumatic or gouty inflammation of the great toe; instead of tending to copious effusion the effusion is scanty, and

tends to harden into nodosities. In hot swelling of the hip-joint *Ledum* should be remembered as more successful than *Bryonia*.

Actea spicata has a special affinity for the smaller joints. It has this characteristic: The patient goes out feeling tolerably comfortable, but as he walks the joints ache and even swell.

Viola odorata has a specific action on the right wrist.

Caulophyllum is especially suited to rheumatism of the phalangeal and metacarpal joints, particularly in females.

In *Colchicum* we have marked aggravation in the evening; the affected joints are swollen and dark red. It is especially useful for weak debilitated persons. The urine is scanty and red, and burns in passing along the urethra; the pains are of a tearing or jerking character. The pains are superficial in summer and deep in winter. *Bryonia* has great oppression under the sternum, worse from motion; sharp stitches in the cardiac region, pericardial effusion, with strong pulse. *Colchicum* has pericardial effusion, fulness and oppression while lying on the left side, compelling him to turn over. The pulse is small, weak, and accelerated. The *Colchicum* pains appear about the neck and shoulders, or, in a small part of the body at a time, and then shift quickly.

Guaiacum is useful in chronic forms of rheumatism when the joints have become distorted by the concretions. It is also indicated in pleurisy during the second stage of phthisis with muco-purulent sputum.

Next we will study the alimentary canal. We have already spoken of its use here so frequently that its symptoms require but a passing notice. There are the dryness of the mucous lining throughout; the white coating of the tongue, the characteristic thirst, a feeling as though a stone or heavy weight were lying clogged in the stomach, the hard, dry, brown stool, passed with difficulty owing to the hardness of the faecal matter, atony of the rectum, and intolerance of vegetable food. The symptoms are all worse in summer. It seems that the *Bryonia* patient cannot tolerate the heat of the sun. The liver also is affected. We find it congested, or even inflamed. The gastric symptoms just mentioned complicate the case. The peritoneum covering the liver is inflamed, consequently there are sharp stitches in the right hypochondrium, worse from any motion and better when lying on the right side. In jaundice from duodenal catarrh, you may give *Bryonia*, especially when the trouble has been brought on by a fit of anger. Although the patient appears hot, he complains of feeling chilly.

Chelidonium is an admirable remedy for very similar symptoms to

Bryonia; sharp pains in the region of the liver, shooting in every direction, up into the chest, down into the abdomen; well-marked pain under the scapula, even going through the chest like a rivet; and diarrhœa with either clay-colored or yellowish stools. It differs from Bryonia particularly in the character of the stool.

Bryonia is also similar to *Kali carb.*, which is indicated in bilious affections when there are these sharp pains in the right hypochondrium, shooting up into the chest, often there is sharp pain, coming from the lower lobe of the right lung. The difference between these pains and those of Bryonia is that these are not necessarily made worse by motion.

Yucca filamentosa is an admirable remedy for biliousness, with pain going through the upper portion of the liver to the back. There is bad taste in the mouth; the stools are diarrhœic and contain an excess of bile. A great deal of flatus passes by the rectum.

Chamomilla, like Bryonia, is indicated in biliousness following anger. With Bryonia there is apt to be chilliness with the anger; with Chamomilla the patient gets hot and sweats.

Berberis vulgaris also has sharp, stitching pains in the region of the liver; but the pains shoot downwards from the tenth rib to the umbilicus.

The bowels, I have said, are usually constipated under Bryonia, but in some cases the reverse condition obtains. Bryonia is indicated in diarrhœa when the attacks are provoked by indulgence in vegetable foods or stewed fruits, and also by getting overheated in the summer time. The movements are especially worse in the morning after rising when beginning to move around, thus distinguishing it from Sulphur and making it akin to Natrum sulph. In other cases, the patient is seized with sudden griping pains, doubling him up, with copious pasty stools. Sometimes the stools are dark green, from admixture of bile. They have the odor of old cheese.

We next come to the action of Bryonia on the different organs. The mental symptoms have been pretty thoroughly described to you in speaking of typhoid fever. I will merely say here that the patients are irritable and easily angered. This is present with the bilious symptoms, with the headache, and with the dyspepsia, in fact, it is characteristic of the remedy.

The headache of Bryonia, I have also told you, is worse from any motion; even a movement of the eyeballs aggravates the pain. The pain begins in the occiput, or else in the forehead going back into the

occiput. It is worse when awaking in the morning, and after violent fits of anger.

The nearest remedy that we have to Bryonia here is *Gelsemium*, which has headache with this soreness of the eyes on moving them.

Natrum mur. has headache, with beating as from little hammers, with aggravation on moving the head and eyes.

With the occipital headache of Bryonia we should also compare *Petroleum*, which has throbbing occipital headache; and

Juglans cathartica for occipital headache with pains of a sharp character.

Carbo veg. and *Nux vomica* have occipital pains with bilious attacks.

On the external head, we find Bryonia developing an oily perspiration with a sour odor.

A similar symptom referred to the face is found under *Natrum mur.*

Bryonia is a valuable remedy in diseases of the eyes, not when the external coats of the eye are affected, however. It is to be thought of for metastasis of rheumatism to the eyes. The pains are violent and shoot through the eye-ball into the back of the head, or up toward the vertex. It is aggravated by any motion of the head or eyes. There is also a sensation of tension as if the eyeballs had been put on a stretch. Now you know from what I have said, that Bryonia is indicated in inflammation of the serous membranes with effusion. Bryonia ought both symptomatically and pathologically be a remedy in glaucoma. The tension of the eyeball is greatly increased. Hot tears flow from the eyes. Photophobia and diminution of vision are present.

The toothache of Bryonia is of rheumatic origin and comes from cold. You will frequently find it in teeth showing no signs of decay. We are therefore led to presume that it is the nerve that is affected. More than one tooth may be involved and relief is momentarily obtained by firm pressure of the head against the pillow, or by the application of cold.

Toothache in children from decayed teeth, with relief from the application of cold water finds its best remedy in *Coffea*.

Kreosote has neuralgia of the face with burning pains increased by motion and by talking, especially in nervous irritable persons whose teeth decay rapidly.

The characteristic urine of Bryonia is dark red without any deposit. The changes in its appearance are due to excess of coloring matters.

*Bryonia has some action on the female genital organs. It is indicated in menstrual difficulties when the flow is dark red and profuse, but

more especially when it has been suppressed and we have what has been termed vicarious menstruation.

Here you should compare *Pulsatilla* and *Phosphorus*, especially if the suppression of the flow produces hæmopytisis or hæmatemesis.

Senecio if the patient has cough with bloody expectoration.

Hamamelis and *Ustilago* and *Millefolium* for hæmatemesis.

Bryonia is indicated in the lying-in chamber. For years, I have been accustomed to using *Bryonia* for the so-called milk fever. I consider it indicated more than any one remedy because the symptoms are those of *Bryonia*. There is not very marked fever, there is this tension of the breast with headache, tearing in the limbs and the patient is weary and wants to keep still.

In threatening mammary abscess, *Bryonia* is indicated when there are sharp stitching pains, tension of the breast, and pale red color to the swelling.

In incipient mammary abscess you should compare first of all *Belladonna*, which is useful when the symptoms are violent; redness shoots out in radii from the central point of the inflammation.

Phytolacca is an excellent remedy when from the beginning the breasts show a tendency to cake. Especially is *Phytolacca* the remedy when suppuration is inevitable. When the child nurses pain goes from the nipple all over the body.

Phellandrium aquaticum is an excellent remedy when pains course along the milk ducts between the acts of nursing.

Croton tiglium, when there is pain from the nipple through to the back when the child nurses, as though it were being pulled by a string. *Bryonia* is to be remembered in measles. Here it is indicated principally by the tardy appearance of the rash. There is a hard dry cough which makes the child cry. The child doubles up as if to resist the tearing pain which the effort at coughing causes. There may be little or no expectoration. The eyes are inflamed. In other cases, the eruption suddenly disappears when cerebral symptoms appear. The child is drowsy. Its face is pale and there is twitching of the muscles of the face, eyes and mouth. Any motion causes the child to scream with pain. In other cases instead of these cerebral symptoms you have inflammatory diseases of the chest, bronchitis or even pneumonia.

In scarlatina, *Bryonia* is not often indicated, but when it is, you find some one or all of these symptoms to guide you. The rash has not that smooth character observed under *Belladonna*. It is interspersed with a miliary rash. The eruption comes out imperfectly and the chest and

cerebral symptoms just mentioned are present. Now while all the senses are benumbed in these cases there are no absolute hallucinations of the senses as under *Belladonna*, the patients do not hear voices talking to them as under *Anacardium*; they do not awaken from sleep clinging to those about them, as with *Stramonium* or *Cuprum*.

When an eruption has been suppressed and the brain affected in consequence, you may also look to *Cuprum*, which is the remedy when the symptoms are violent. The child starts up during sleep. There are decided perversion of the senses, and the spasms characteristic of *Cuprum*.

Zincum is to be preferred if the child is too weak to develop an eruption. The eruption comes out sparingly. The surface of the body is rather cool. The child lies in a stupor, grating its teeth, it starts up during sleep. Squinting and rolling of the eyes are observed, and there is marked fidgetiness of the feet.

Ipecac. is to be thought of when the chest is affected from the recession of the rash of measles, when there is difficulty in breathing, cough, etc.

Tartar emetic ought to be given in preference to *Bryonia* when the disease is variola.

LECTURE XXIX.

CONIFERÆ AND EUPHORBIACEÆ.

CONIFERÆ.

ABIES NIGRA.—Stomach.

SABINA JUNIPERUS.—Abortion.

PINUS SYLVESTRIS.—Infantile atrophy.

TEREBINTHINA.	{	Kidneys, bladder, etc.
		Mucous membranes.
		Uterus.
		Typhoid states.
		Renal dropsy.

Compare *Arsenicum*, *Cantharis*, *Copaiva*, *Camphor*, *Phosphorus*.

PIX LIQUIDA.—Lung ; Eruptions.

Compare *Anisum stellatum*.

THUJA.	{	Nervous system.
		Sycosis.
		Syphilis.
		Variola.
		Marasmus.

Compare *Pulsatilla*, *Kali bichromicum*, *Spigelia*, *Mercurius*, *Nitric acid*, *Natrum sulph.*, *Euphrasia*, *Staphisagria*.

The large order of Coniferæ or cone-bearing plants is the subject for our study to-day. From this order we obtain the different varieties of pine, hemlock, and spruce from which the different preparations of turpentine have been obtained. The principal remedies of this group, you will see in the schedule on the board. They are the *Abies nigra*, or black spruce ; the *Sabina juniperus*, one form of the juniper from which the oil of savin, a well-known remedy for the production of abortion, has been taken ; the *Pinus sylvestris*, a variety of the pine ;

Terebinthina, or turpentine, obtained from many of the pines; *Pix liquida*, or pitch; and *Thuja occidentalis*, the arbor vitæ or the tree of life.

ABIES NIGRA.

I cannot forbear mentioning a symptom of this *Abies nigra*, a symptom, too, that has been frequently confirmed. I refer to the application of the drug in dyspepsia when the patient complains of a feeling as though he had swallowed some indigestible substance which had stuck at the cardiac extremity of the stomach. That is the main symptom and the keynote of the drug. There are also present, the low spiritedness, the hypochondriasis, and the constipation incident to dyspepsia.

SABINA JUNIPERUS.

I am also obliged to slight *Sabina juniperus* for want of time. You know of it as a remedy in the treatment of uterine disease, and as a remedy to prevent impending abortion, especially at the third month. The symptoms indicating it here, you will learn from the Professor of Gynæcology, Dr. Betts. I shall only say in brief that they are: Pain which commences in the small of the back and goes around and through the pubes, drawing-aching pains which are so common in abortion, and pains which run through from sacrum to pubis. This last symptom is very characteristic of *Sabina*. In addition to these pains, there is a bright red clotted flow of blood, increasing with every motion. You may also use *Sabina* in post-partum hæmorrhage when the placenta is retained and the symptoms just mentioned are present.

TEREBINTHINA.

Terebinthina, or turpentine, is a drug that has been much abused by old-school physicians, therefore it has been greatly neglected by homœopaths. In the revulsion from the misconception of the old-school physicians, we often avoid a drug altogether. All that I have time to say concerning *Terebinthina*, is that its main action is on the kidneys and bladder. When you find metritis, peritonitis, typhoid fever, or scarlatina, or, in fact, any serious disease of low type, with the following kidney symptoms, *Terebinthina* comes in as your remedy: Dull pains in the region of the kidneys, burning in the kidneys, pains extending from the kidneys down through the ureters; burning during micturition, strangury, albuminous urine, and very characteristically the urine is dark cloudy and smoky looking, as though it contained de-

composed blood, which it really does. The real pathological condition of the kidneys in this case, is not one of acute Bright's disease, nor one of croupous formation in the kidneys, but one of renal congestion, with oozing of blood into the pelvis of the kidney. When the above urinary symptoms are present, you may give Terebinthina with confidence, no matter what the patient's disease may be.

Terebinthina often acts powerfully on mucous membranes. It produces burning in the air-passages, with thin expectoration, very difficult of detachment.

PIX LIQUIDA.

Pix liquida has but two symptoms worthy of note. One proceeds from its action on the lungs. You may give it with confidence in suppurative processes affecting the left lung, with pain at the third left costal cartilage.

Anisum stellatum has the same pain, but here it is referred to the right third costal cartilage. The above symptoms of *Pix* and *Anisum* have stood the test of experience over and over again.

Pix liquida also causes an eruption, especially on the dorsum of the hands, itching intolerably at night, and bleeding when scratched.

THUJA OCCIDENTALIS.

The remainder of the hour we will devote to *Thuja occidentalis*, the last member of this group, and we will have ample time to consider it fully. The history of the introduction of this drug is a little novel. Hahnemann received in his office on one occasion a patient who complained of some symptoms about the genital organs, which were, to say the least, suspicious. There was a thick purulent discharge from the urethra, with burning on urinating. There were also small pimples, attended with itching, about the glans penis, and some swelling of the parts. Hahnemann charged his patient with having contracted gonorrhœa. This was stoutly denied by the patient, who, by the way, was a theological student. However, on the principle prevailing in every court to consider a man innocent until he has been proved guilty, Hahnemann determined to give the young man no medicine, and directed him to report in three days. At the end of that time he came back well. Hahnemann was puzzled. He questioned the patient closely, but found no cause. The young gentleman remembered, however, that as he sauntered through a garden a few days before, he picked some leaves of the arbor vitæ and chewed them. This led Hahnemann

to investigate the properties of Thuja, when he discovered that the theological student had told the truth.

However, Thuja must not be immolated in sycosis, because it has other interesting actions on the system, especially upon the nervous system. While you must remember that these nervous phenomena may rest on a sycotic basis, you should also know that they may exist without the presence of any such taint. Grauvogl tells us of the hydrogenoid constitution in which the poison of gonorrhœa acts most virulently. If one with this constitution contracts the disease, he is more apt to retain the constitutional taint. This constitution may even exist independent of a sycotic taint. In its victims vaccination is most injurious. When you find a patient suffering from vaccination, the virus being pure, you may set that patient down as belonging to the hydrogenoid constitution. We have two antidotes to these bad effects of vaccination, *Silicea*, which suits almost any of the symptoms, even convulsions, and *Thuja*, especially if diarrhœa results and the vaccine pustules are very large. It was on account of this last-named symptom that Bœnninghausen recommended Thuja in variola. He gave it just so soon as the vesicles began to turn into pustules, and he claimed to have thereby prevented scarring.

But to return to a study of the action of Thuja on the nervous system. The patient exhibits a manner which is hurried and impatient. He talks hurriedly. His movements are unnaturally active and hurried. His temper is easily aroused. Even trifles make him angry and excited. Some of the gentler emotions are awakened. For instance, music causes weeping and trembling about the feet. There is a form of insanity or mania in which you will find Thuja the only remedy, and that is one in which there is the fixed idea in the patient's mind, that he is made of some brittle substance, and he will not permit himself to be approached for fear that he will be broken. This is not the *Antimonium crudum* condition. It is not an irritability of mind that drives any one and every one away, will not permit one's self to be even looked at, but it is a symptom that comes from some fixed delusion as to his bodily composition.

Another singular characteristic of Thuja is one that was first met with in an old maid. She experienced a sensation as though a living child were in the abdomen. This symptom has suggested the use of Thuja in pseudo-cyesis.

With these symptoms of the nervous system indicating the drug in melancholia, and other forms of insanity, we find that there are many

disturbances in the circulation, ebullition of blood, in other words. Still further as illustrating the action of this drug on the nervous system, we find various forms of neuralgia occurring. Thus it is indicated in the form of headache known as *clavus*, in which the patient has a sensation as though a nail were being driven into the vertex, or into one or the other of the frontal eminences. Thuja may also be used in neuralgia, affecting either head or face or both. The pains are of an intense stabbing character, and are well-nigh unbearable. If the patient sits up these pains almost drive him to destruction; they may even produce unconsciousness. He, therefore, maintains the horizontal posture. The pains seem to begin about the face, about the malar bones and eyes, and go back towards the head. It is a neuralgia which reminds us of that of *Spigelia*, but which we distinguish from that of the last-named remedy by the direction of the symptoms. In *Spigelia* the pains begin in the back of the head and come forward.

After detailing to you these unique nervous symptoms, I pass to state the application of the drug to sycosis. Remember that these nervous phenomena may or may not have a sycotic basis. Thuja is a remedy which tends to alter the sycotic constitution, to change the soil on which this poison grows. There are two elements which make up disease, they are the elements of the disease itself, and those of the constitution in which it grows. The sycotic constitution to which I have referred, modifies every subsequent disease, and that, too, whether there be any urethral discharge or not.

In gonorrhœa, you may use Thuja when the discharge is thin and greenish, and there is scalding pain during urination. After urination, there is a sensation as if there were a drop of urine remaining behind. Warts or condylomata appear on the genitals, at the anus, about the perineum and upon mucous surfaces. I have treated one case in which the wart formed on the centre of the tongue. This was speedily cured by Thuja. These warts may have a seedy look, or they may be of a cauliflower shape. Cauliflower excrescences are especially apt to grow from the cervix uteri. In other cases, these warts are moist and ooze a glutinous fluid. Sometimes, we find ulcers about the genitals and these bear very much the appearance of chancroids. They have a dirty yellow base with hard edges. Very characteristic are such ulcers if they seem to have originated from warts. Sometimes, we note deep fissures, or furrows about the anus, on the perineum, scrotum or glans penis. These are quite deep and are covered with pus. There is sweet smell-

ing sweat about the genital organs. The testicles are often involved, one or the other of these organs, being drawn up in consequence of contraction of the cremaster muscle. The testicle is swollen and aches as if bruised. There may be balanorrhœa, that is purulent inflammation of the inner surface of the prepuce, and of the sulcus back of the corona glandis.

In the female organs, we find the cauliflower excrescences which I have already mentioned, fungus growths of venereal origin about the genitals, condylomata with thick green leucorrhœa corresponding to the thin greenish-yellow gleet of the male.

Again if a gonorrhœa be checked by injection, by cold or by any other influence, constitutional symptoms may arise which call for Thuja. Especially is this remedy indicated if the complication be articular rheumatism, or prostatitis. The hair becomes dry and splits at the ends, the scalp scaly and covered with dry scurf.

Thuja is even the remedy when iritis appears, especially when accompanied by condylomata on the iris. The eyelids are inflamed and have a warty look also.

Ozæna may be an additional complication. When Thuja is indicated the discharge is thick and green.

Another very common symptom indicative of a sycotic taint, for which you may use Thuja, is decay at the root of the teeth, the crowns of the teeth being apparently normal. Other symptoms worthy of mention are pustules, which have considerable resemblance to those of *Tartar emetic*, and chilliness during urination, nervousness and restlessness during both night and day.

I propose now to devote the remaining moments of the hour to the consideration of the remedies similar to Thuja in the above mentioned conditions. One of the nearest allies to Thuja is *Pulsatilla*, in that it has ozæna with thick greenish discharge. In gleet, also, the remedies have the same discharge, it being thicker under *Pulsatilla*. Then, too, gonorrhœal rheumatism, orchitis and prostatitis, are just as characteristic of *Pulsatilla* as of Thuja.

Kali bichromicum is useful in ozæna occurring in sycotic constitutions, the discharge being yellowish or more often greenish. The nose feels unnaturally dry. Dark greenish plugs are hawked up from the post-nasal space.

Nitric acid resembles Thuja in the condylomata or warts. It is also of use in ulcers, when they are ragged in outline, and in enlarged tonsils, whether these affections be of syphilitic or of gonorrhœal origin.

Nitric acid also has moist fissure at the anus which is present, as you know, under Thuja, balanorrhœa and thin greenish leucorrhœa. Nitric acid has, however, to distinguish it from Thuja, more aching pains in the bones, especially in those localities devoid of muscular-tissue covering as along the tibia, and over the sternum and cranium.

Staphisagria suits long filiform condylomata. The system generally is depraved as shown in the sallowness of the face, the dark rings about the eyes, the spongy gums, the yellowish white skin, and the great debility. It is especially indicated when there has been previous mercurialization. There is generally induration of one or the other testicle.

I would like to mention here *Jacaranda*. This is a South American plant that was first proved by Muir. It is an excellent remedy for balanorrhœa, and for red chancreoid or chancroid-like sores about the penis. It has been proved conclusively to be a good remedy.

Corallium rubrum is an excellent remedy for chancre-like sores that are very red.

Mercurius resembles Thuja in the iritis, in the balanorrhœa, and in the green urethral discharge and in the rheumatism. The difference lies here: In *Mercurius*, sweating aggravates the symptoms, as does also the warmth of the bed. Thuja has this symptom which is not often met with, but which saved a life for Bœnninghausen, namely uncovered parts of the body only, sweat.

Sabina is useful for condylomata which itch and burn, especially in women.

Euphrasia is called for when the condylomata are large and look like a cock's comb.

Cinnabaris is an excellent remedy when there is a combination of syphilis and sycosis. The figwarts are apt to be fan-shaped. There is a great deal of itching, especially about the joints.

The complement of Thuja in these sycotic troubles is *Natrum sulph.*

Sarsaparilla is indicated when a sycotic eruption consisting of little spots scarcely raised above the skin, often scaling a little, but looking like the roseola of syphilis, and itching intolerably, and worse in the spring; also when a moist eruption appears on the scalp, the pus from which causes inflammation of any part which it touches. Sycotic headache is found under *Sarsaparilla*. The pain begins in the back of the head, and comes forward and settles at the root of the nose, with swelling of the nose; moist eruption about the genitals, or between the scrotum and the thighs.

Petroleum also has this last named symptom ; and in addition another, namely ; membranous shreds about the anus.

EUPHORBIACEÆ.

The Euphorbiaceæ as an order contain an acrid principle which in some cases is oily in character, in others resinous ; in case it is the latter, it escapes from the plant as a milky juice drying into a gum. These oils or gums have two properties. If applied to the skin, they produce redness and vesication. The vesicles fill with yellowish-white serum and may even suppurate and form scabs of a honey color. They all act more or less intensely as purgatives, producing a watery diarrhoea, associated with colic, tenesmus, flatulence, burning, nausea and vomiting. The medicines we derive from this order are the *Croton tiglium*, *Jatropha curcas*, *Yucca filamentosa*, *Euphorbium officinarum*, *Euphorbia corollata*, *Mercurialis perennis*, *Hippomane mancinella* and *Ricinus communis*.

Croton tiglium produces a diarrhoea with yellowish watery stool pouring out like water from a hydrant, often associated with nausea and vomiting. This nausea is of a very aggravating character, and is attended by faintness and loss of sight. Colic appears and is better from warm drinks. The stool returns with any effort to eat or drink.

The nearest analogue to *Croton tig.* is *Jatropha curcas*, which produces a perfect picture of cholera Asiatica, with great prostration and simultaneous vomiting and purging. The vomited matters look like rice-water or the white of an egg. There are also cramps in the calves and coldness of the body.

The next similar drug is the *Euphorbia corollata*. This produces vomiting and purging, just like the previous remedy, with cold sweat all over the body. It has, more marked than the other members of this group, a peculiar mental state—the patient wants to die.

Cascarilla has its abdominal symptoms relieved by warm drinks. But it seems to be useful in a different class of cases from the foregoing remedies. We use it when there are knotty stools covered with mucus, and associated with colic and burning just like the others. This remedy also has frequent pale red hæmorrhages from the bowels. These hæmorrhages do not consist of a simple oozing of blood, such as often follows a stool when hæmorrhoids are present, nor is it a hæmorrhage from the bowels from hepatic disease, but it comes from disease of the blood-vessels.

Yucca filamentosa has a predominance of the bilious symptoms over the gastric and intestinal. It has frontal or temporal headache, frequent flushing of the face, yellow or sallow face, and tongue coated yellow or yellowish-white, and taking the imprint of the teeth. There are also dull aching about the centre of the liver, poor appetite, distended abdomen which is sensitive to the touch, colic or colicky pains, tenesmus with frequent passage of flatus, frequent watery or yellowish-brown stools.

Now let us study the action of these remedies on the skin. When *Croton tiglium* is applied to the skin it produces an erythema, which is soon followed by a group of vesicles which are almost confluent, and which burn and itch most intolerably. If the action of the drug is allowed to continue, these vesicles form a yellowish scab much resembling that of milk-crust, in which disease it may be indicated, especially when the bowel-symptoms suit.

Hippomane mancinella was first proved by Dr. Muir. Its power of producing vesicles has been utilized in scarlet fever. Its symptoms are these: Delirium; sore-throat, with inability to swallow on account of the constriction in the throat and œsophagus; burning of the eyes, made worse by closing the lids.

Yucca produces an erythematous redness of the skin. In two provers it produced a burning and swelling of the prepuce, with redness of the meatus urinarius. An examination of allopathic text-books will show you that *Yucca* has been recommended for gonorrhœa.

Euphorbium officinarum differs somewhat from the others. Like them, it produces an erythematous and vesicular eruption. Its chief value, however, arises from its action on the bones. It is used in diseases of these structures with burning pain, especially after the abuse of mercury.

Ricinus communis has the effect of increasing the quantity of milk in nursing women.

It is here similar to *Urtica urens*, which is an excellent remedy for absence of milk after confinement.

Castor oil, when abused, is antidoted by two medicines, according to the respective characteristics, *Bryonia* and *Nux vomica*; *Bryonia* from a specific relation to the symptoms of *Ricinus*, and *Nux* from its relation to drastic remedies in general.

LECTURE XXX.

RANUNCULACEÆ.

Ranunculaceæ.

Aconite.
Helleborus niger.
Clematis erecta.
Pæonia.
Pulsatilla.
Hydrastis.
Staphisagria.
Actea racemosa.
Actea spicata.
Radix coptidis.
Ranunculus bulb.
Ranunculus sceler.

TO-DAY we have on the board the *Ranunculaceæ*, an order of plants containing many medicines. It receives its name from the different varieties of the butter-cup. As a whole, the order seems to possess an acridity, and some of its members are slightly narcotic. From this order we obtain Aconite, *Actea racemosa*, *Actea spicata*, *Radix coptidis*, *Ranunculus bulbosus*, *Ranunculus sceleratus*, *Hepatica*, *Pulsatilla*, *Hydrastis Canadensis*, *Clematis erecta*, *Staphisagria*, *Helleborus*, and *Pæonia*. We will have time to study only the principal of these. We will first consider Aconite.

ACONITUM NAPELLUS.

Aconitum napellus is the monkshood. Aconite itself, means without dust. The plant has been so named from the botanical fact that it grows on dry rocks, with scarcely enough earth about to enable it to take root. This shows the hardness of the plant. It is called the monkshood because of the shape of the flowers, which turn over and give the appearance of a hood thrown over the head. *Aconitum napellus* contains an active principle called *Aconitine*, crystalline in some instances and amorphous in others. In the root of the *Aconitum napellus* is another principle called *Napelline*. Aconitine is also contained in one variety

of the *Staphisagria*, the larkspur. It is also said that *Helleborus* contains *Aconitic acid*. I have heard, but with how much truth I cannot say, that some of the inhabitants of Persia eat the tops of the *Aconitum ferox*. It is also asserted (this, too, I cannot vouch for) that in some parts of Switzerland, *Aconite* is grown in rows along the streets, and the tops are cut off and used as greens. This illustrates the fact that plants alter their properties from domestication.

When taken in poisonous doses, *Aconite* acts as a depressant to the cerebro-spinal nervous system. It produces a sensation of numbness attended with pricking and tingling in the extremities, and even complete anæsthesia. At first the emotions are not at all impaired. It also affects the circulatory system. After the first sensation of diffused warmth is experienced there follows an intense internal heat and profuse hot sweat. At other times, the skin becomes covered with a miliary rash which itches intensely. The pulse and respiration are greatly accelerated. Secondarily, the surface of the body becomes cool, with cold clammy sweat, the pulse grows feeble, and death ends the scene.

In poisoning by *Cocculus indicus*, consciousness is early disturbed. This drug, moreover, produces a complete motor and not sensory paralysis.

Aconite produces two different sets of symptoms, entirely distinct in their character, and as separate as though the drug were composed of two substances, each developing its own symptoms. The second set of symptoms, that which is most thoroughly known, is the tendency of *Aconite* to develop fever and inflammation. This it does through its action on the sympathetic nervous system. We find it indicated in genuine inflammatory fever, in what is called synochal fever, otherwise termed sthenic fever. All these terms apply to a fever which has about it no quality of weakness or asthenia. The symptoms of the fevers calling for *Aconite* are these: There are usually dry heat of the skin, and full, hard, bounding pulse. This fever is usually associated with anxiety. The mental symptoms and those which are local, Hahnemann has told us, are the true guiding symptoms in the selection of *Aconite*. It cannot be the remedy unless there is present anxiety, restlessness and fear of death. The sweat which follows this fever is usually critical and gives relief to all the symptoms. It is profuse, warm or even hot. It has been proven that *Aconite* does not produce any alteration in the quality of the blood, hence you cannot expect it to be indicated in any form of fever in which there is a poison in the blood, destroying that fluid or impairing its corpuscles, altering its plasma or in any way chang-

ing its quality. The type of the Aconite fever is sthenic and continuous and not intermittent or remittent. It has no symptom in its pathogenesis which points to intermittency. Beginning with the initial chill or chills, the dry heat follows and continues until sweat brings relief. Then the fever is over so far as Aconite is concerned. It has no typical return of these febrile attacks. Hence you cannot give Aconite in intermittent fever. Then again, it must be borne in mind, that sometimes the fever is not the disease itself, but a symptom which is necessary for the proper development of the disease. You should no more attempt to lop off this fever by the administration of Aconite, than you would lop off one symptom in any other disease. When, then, fever is only a symptom, Aconite should not be given to control it. Take scarlatina for instance. The fever here may run high, the skin may be hot and dry and the pulse hard. Superficially, Aconite appears to be indicated, yet you know, with the other symptoms present, backache, vomiting, sore-throat and the existence of other cases of the disease in the neighborhood, that scarlatina is developing. You know by removing this fever, you take away a symptom which is necessary for the proper development of the rash belonging to the disease. Therefore Aconite is seldom to be thought of in scarlatina. There may be exceptional cases when the fever is disproportionately severe and the characteristic mental symptoms are present, in which case you may administer it, but nine cases out of ten would only be spoiled by the administration of Aconite.

Again a mistake is made in giving Aconite in typhoid types of fever to diminish the pulse and control the temperature. Aconite has no relation whatever to typhoid fever. It is here given from mere symptom practice and not through any knowledge of pathology and symptomatology. Let me beg of you not to commence this practice; it will only lead you to alternation.

In traumatic or inflammatory fevers, Aconite must give way to other remedies unless this restlessness or anxiety is present. One of these remedies is *Bryonia*, which has full hard pulse, increased action of the heart, dry skin and aggravation of all the symptoms by motion. The patient lies perfectly quiet. He is not at all restless.

It is important that you distinguish between *Aconite*, *Gelsemium* and *Apis* in febrile states. I will therefore give you in detail, the symptoms and conditions which make the selection of one or the other of these remedies certain. If I repeat what has already been said, the repetition will only serve to impress the distinction between these remedies the more firmly in your minds. Aconite typifies the synochal fever;

Gelsemium the remittent or intermittent; Apis the intermittent or typhoid. Aconite causes decided chill, followed by dry, hot skin and full, hard, bounding pulse; later follows warm, profuse, critical sweat, with relief. Gelsemium causes partial chill, beginning in the hands or running up and down the spine; followed by general heat, most decided about the head and face. Sweat is gradual and moderate, but always gives relief. Apis causes a chill, which is followed by burning heat all over, or some places are hot and some cool. Heat is felt particularly in the abdomen. Skin is hot and dry, or alternately dry and moist. Sweat is absent or breaks out in spells, soon drying off. Under Aconite the pulse is, as stated, full, hard, bounding. Under Gelsemium it is full, flowing, but not hard. Under Apis it is accelerated, full and strong, or fluttering, wiry and frequent. Aconite presupposes that the blood is not qualitatively altered. Gelsemium admits of any change which may favor depression. Apis tends towards toxæmia, with a typhoid type. Aconite, therefore, is the remedy only when the fever is sthenic; such as arises from exposure to dry, cold winds; from exposure after overheating; from cooling suddenly when warm and sweating, etc. In bilious fever, it is indicated in the early stages when of the sthenic type, especially because it acts on the liver. It is also the remedy in inflammatory fever, whether traumatic or not, the type agreeing; particularly in full-blooded, robust individuals, who readily suffer from sudden active congestions. It bears no relation to the intermitting type of fever; and when given during such a fever, acts only by subduing the heart's action, and never curatively, hence never homœopathically. Neither does it hold any relation to typhoid fever. Gelsemium is the remedy when the fever develops under circumstances which favor a paresis of motor nerves of both voluntary and involuntary muscles. It corresponds to that stage in which the bloodvessels are dilated and full, but lack the firmness and resistance of a fully developed sthenic inflammation. Such a form of fever is accompanied by languor, muscular weakness, desire for absolute rest, and drowsiness. Under such conditions, congestions might still be arterial, as under Aconite, but they exhibit a passivity which is sufficiently characteristic. The pulse is full, flowing, but not hard. So Gelsemium may be indicated in bilious fevers, the liver being passively congested. Again, it applies in typhoid forms, but never after the languor, and drowsiness belonging to relaxation, and consequent passive congestion of the brain pass into great prostration and stupor. Apis has an apparent resemblance to the sthenic fever of Aconite in its hot skin, strong pulse, etc., and this is especially so in the beginning of

erysipelatous inflammations, or, still more, in inflammation of serous or synovial membranes. But the tendency of the Apis is typhoidward or towards effusions; Aconite never either. Thus Aconite may suit the fever attending the initiation of a meningitis, pleuritis or synovitis; but its power ceases when the *cri encephalique*, dyspnœa and dull percussion, or puffy, doughy swelling about the joint, as the case may be, announces effusion. In its intermittent form of fever, Apis bears no resemblance to either Aconite or Gelsemium. Even in a rheumatic type in which Aconite and Apis both appear, the resemblance is only superficial; for Apis either develops an erysipelatous inflammation, or causes burning-stinging pain and an exquisite soreness, all referable to the bloodvessels. In its lower forms Apis deserts Aconite and completely supersedes Gelsemium. It is indicated in genuine scarlatina, in diphtheria and in typhoid fever. There is a tendency to defibrination of the blood, and lastly to decomposition of the fluids. In such cases, the anxious restlessness of Aconite and the irritability or drowsiness of Gelsemium are replaced by a fidgety restlessness and stupefaction. The excitement and delirium of Aconite and the semi-conscious muttering of Gelsemium are changed into a low muttering delirium and unconsciousness. Arranging the respective symptoms according to the requirements of the Organon, we have each remedy characterized as follows: Aconite anguish, despair, restless tossing about during the fever; fears he will die; throws off the clothes; pulse full, hard, bounding; skin hot, dry. All ends in copious sweats. Gelsemium, irritable, sensitive; children sometimes wakeful, nervous, even threatened with convulsions, or drowsy, eyelids heavy, look as if intoxicated; want to remain perfectly quiet. Chill up and down the back, followed by fever with increased drowsiness; pulse full, flowing. Sweat moderate, gradual, but giving relief. Apis mellifica, fidgety restlessness; wants to sleep but so nervous cannot; or, low, muttering delirium; sopor. Chill begins in the knees or abdomen, three P.M.; heat, with dry skin or occasional transient spells of sweating; desire to uncover; great oppression of the chest; skin hot in some places and cool in others. Pulse accelerated and strong; or, as debility shows itself, wiry and frequent; intermittent, imperceptible.

Belladonna comes in as another concordant remedy to Aconite. *Belladonna*, as we shall see in the future, does not act primarily on the vaso-moter nerves or sympathetic ganglia, hence it does not control the calibre of the bloodvessels. It acts primarily on the cerebro-spinal nervous system, hence we find it indicated in fevers which begin with

symptoms of the brain and spinal cord. We find it indicated in fever which begins with the Aconite type, but which by extension, has involved the brain. Thus we often find Belladonna following Aconite well. Belladonna requires that brain symptoms such as starting from sleep, throbbing headache, hot head and cold body and extremities be present.

Veratrum viride takes the place of Aconite in fever marking the onset of pneumonia, when there is great arterial excitement. The breathing is labored and difficult.

When synochal fever fails to yield to Aconite, the best remedy then is *Sulphur*. The symptoms that will lead you to the selection of this remedy are these: Despite the administration of Aconite, the dry heat persists. Either no perspiration shows itself or if any, it is simply transient. The patient, at first sleepless and restless, becomes drowsy and answers questions slowly or permits an interval to elapse between your questions and his reply. The tongue becomes dry and the speech a little thick. The patient gives evidence of falling into a typhoid state owing to the continued exhaustion from this heat.

Ferrum phosphoricum, of which I have already spoken more than once, should be distinguished from Aconite. It acts upon the blood-vessels, producing a sort of semi-paretic state, in which they become dilated as in the second stage of inflammation. The pulse is full and rather soft, and not hard or tense as with Aconite. It is indicated in congestions of any part of the body when the discharges from that part are blood-streaked. This may be applied to dysentery, to hæmoptysis, and to secondary pneumonia.

Arsenicum album, like Aconite, causes intense fever, with anxiety, fear of death, and restlessness; but the fever and inflammation of Arsenic are such as belong to intense local disease, to inflammation progressing to the destruction of the part, to fever of a typhoid type with putrid discharges, etc.

Aconite may be used in inflammatory affections of the brain. You must, however, distinguish between an idiopathic cerebral inflammation and one arising from deep-seated disease. Aconite can have but little influence over tubercular meningitis. But in meningitis or cerebral congestion from lying with the head exposed to the direct rays of the sun, especially when asleep, it is the remedy, here being superior to either *Glonoin* or *Belladonna*. It may also be used when cerebral congestion results from a fit of anger.

Aconite may further be indicated in sunstroke when the great heat

has had a paralyzing effect on the circulation. At first the heart works harder. It then begins to lose its force and beat from 120 to 130 beats per minute.

You may use Aconite in affections of the eyes, in conjunctivitis following surgical operations, or resulting from a foreign body in the eye. It is also indicated in inflammatory affections of the eyes, arising from exposure to dry cold winds. There is a great deal of heat and burning in the eye. The eye feels as if full of sand, and is exceedingly sensitive. The pains are so intense that the patient wishes to die; he declares that he cannot stand them. The eye-ball feels as if forced out of the orbit, and aches; this aching is worse when the affected part is moved or touched. Photophobia is intense. The pupils are contracted, and there is a blue circle around the cornea, and violent aching in the balls as in episcleritis. Even glaucoma may demand Aconite when, in addition to the symptoms above enumerated, there are pains extending down the face as in *tic douloureux*, especially after exposure to intense cold or to cold winds or in rheumatic patients. If, however, Aconite does not relieve promptly, you must resort to other measures at once, as this disease may destroy sight in an incredibly short time.

Sulphur is indicated in conjunctivitis from irritation of foreign bodies when Aconite fails.

Spigelia has many pains similar to those of Aconite, especially in the left eye; but its inflammation is less general than in the case of Aconite.

The other action of Aconite is very different from that already considered. These symptoms belong more to the cerebro-spinal nervous system. First, we will speak of the symptoms of the mind itself. We find Aconite useful for mental disease or hysteria when there is particular aversion to excitement, especially to busy streets. The patients dare not cross these streets because of fear that something will happen to them. This symptom is perfectly normal under some circumstances, but when extreme denotes over-excitement of the brain, common enough in hysterical patients. They are anxious. They show an intolerance of music. They can bear no sounds, so sensitive are the ears. They imagine that some part of the body is deformed, *e. g.*, a limb displaced, lips too thick, features distorted, imagine they do all their thinking from the stomach. Sometimes such patients during attacks of illness have "spells" in which they predict the hour of death. You may sometimes note this symptom in puerperal fever. *Coffea* also has the symptom, predicts the hour of death.

Further than this Aconite causes paralysis; a paralysis which may easily be remembered from two or three subjective symptoms; paralysis accompanied by coldness, numbness, and tingling. Unless there is tingling in the affected part we seldom find Aconite indicated. Even paralysis of both legs, paraplegia, may yield to Aconite with this characteristic coldness of the limbs and tingling. We may also use Aconite in various forms of local palsies, as facial paralysis, when associated with the above-mentioned symptoms, and when traceable to exposure to dry cold winds.

Cannabis indica and *Staphisagria* should be remembered in paralysis, with tingling in the affected parts; and *Rhus tox.*, *Sulphur*, and *Cauticum* in paralysis from cold.

The neuralgia for which Aconite is the remedy, is caused by exposure to dry cold winds. Especially is it indicated when there is violent congestion of the affected part, which is usually the face. The face will be red and swollen. The pains drive the patient almost to despair. There is usually tingling in the affected part. You may here compare *Spigelia*, which is useful in left-sided prosopalgia, with severe burning sticking pains. The patient exhibits intense excitement and great intolerance of the pains.

Colchicum is likewise indicated in left-sided prosopalgia. The pains are associated with a paralytic weakness of the muscles, but lack the severity of those of *Spigelia*.

Aconite is a very important remedy in the treatment of affections of the heart. The symptoms indicating it in these cases are numerous and important, and necessarily so, since Aconite so disturbs the blood-flow, and also exerts a special action on the heart and its nerves. There are congestions to both heart and lungs, palpitation with anxiety, cardiac oppression, and even syncope. The palpitation is worse when walking. Lancinating stitches occur and prevent the patient from assuming an erect posture or taking a deep inspiration. Attacks of intense pain extend from the heart down the left arm and are associated with numbness and tingling in the fingers.

In hypertrophy of the heart Aconite is indicated by this numbness and tingling in the fingers. It is in uncomplicated hypertrophy of the heart only that you should give this remedy. In hypertrophy from valvular disease it may do great harm. You should here compare Aconite with *Arnica*, *Aurum*, *Rhus tox.*, and *Cactus grandiflorus*. *Kalmia* and *Rhus* also have numbness and tingling in the left arm with heart disease.

Aconite may be used in the first stages of pneumonia when the fever is high and has been preceded by a chill. Symptoms of engorgement of the lungs are present. The cough is usually hard and dry and rather painful. At most, the expectoration is serous or watery, and a little blood-streaked, but not thick and blood-streaked. The patient is necessarily full of anxiety.

Bryonia comes in to take the place of Aconite, especially when hepatization has commenced. The cough is still hard and painful, and is associated with thicker expectoration. The anguish is now traceable to oppression of breathing and not to the fever; the patient prefers to lie still rather than to be tossed about. Aconite may also be indicated in pleurisy, in the very beginning before there is any exudation; when there are sharp stitches on either side of the chest; when there are chills, followed by febrile action; when the whole trouble has arisen from a checked perspiration or confinement from the fresh air.

In croup, whether catarrhal or membranous, you should give Aconite when the trouble has arisen from exposure to dry cold northwest winds. The patient is aroused from sleep with long suffocative attacks. The cough is of a hard, dry, barking character, and may be heard all over the house. There are great difficulty of breathing, anxiety, and high fever.

Spongia is to be used when the breathing becomes "sawing." The cough is still barking, harsh, and rasping. It is especially indicated in light complexioned blue-eyed children, especially if the trouble is worse before midnight.

Hepar should be given if the cough is worse towards morning, and is associated with rattling of mucus.

Sambucus is called for when there is spasm of the glottis. The breathing is of a wheezing crowing character, and is worse after midnight and from lying with the head low.

In hæmoptysis calling for Aconite the blood is bright red. The trouble is always associated with anxiety and with fever. In hæmoptysis you may compare with Aconite the following:

Millefolium, which has hæmoptysis, with profuse flow of bright red blood, but without fever.

Ledum for hæmoptysis of drunkards or persons of a rheumatic constitution. The blood is bright red and foamy.

Cactus grandiflorus for hæmoptysis with strong throbbing of the heart. It has, however, less anxiety and less fever than has Aconite.

Aconite is frequently of use in abdominal diseases, especially in in-

flammatory affections of these parts. Thus you may give it in inflammatory colic, the pains from which, force the patient to bend double, yet are not relieved by any position. (Compare *Colocynth*.)

This symptom is invaluable in the beginning of inflammatory processes within the abdomen, and also in some cases of ovarian dysmenorrhœa.

Aconite may be used in dysentery, especially when the disease occurs in the autumn when warm days are followed by cold nights. In this disease, Aconite is followed very well by *Mercurius*.

The diarrhœa of Aconite is of inflammatory origin. The stools are watery, slimy and bloody. It usually appears in summer as the result of indulgence in cold drinks or from checked perspiration.

Cholera infantum calls for Aconite when the stools look like chopped spinach, and the inflammatory symptoms already mentioned, are present.

You should also remember Aconite in incarcerated hernia when inflammation has started up in the strangulated bowel, with burning pain in the affected part. There are also vomiting of bile, great anxiety and cold sweat.

Coming now to the genital organs, we sometimes find Aconite indicated in dysmenorrhœa which has been supposed to result from thickening of the peritoneum over the ovaries. The characteristic colic, which I described a few minutes ago, is present.

During pregnancy, Aconite may be administered for certain mental symptoms, such as fear of death, excitable temperament, etc. It may also be used for impending abortion caused by anger.

During labor itself it may be given when the pains are unnaturally violent and frequent. The patient complains that she cannot breathe, that she cannot bear the pains. She is restless and anxious and the body is covered with a hot sweat.

In the milk-fever, Aconite is to be given when the mammary glands are hot and swollen, and the skin hot and dry. These symptoms are associated with restlessness and anxiety.

Suppression of the lochia is an indication for Aconite, when caused by some violent emotion, and when associated with high fever, thirst and anxiety. The mammæ are lax and the abdomen distended and sensitive to touch.

Aconite is not often indicated in puerperal fevers because they are generally of septic origin, but for one form of child-bed fever it is the only remedy capable of subduing the whole affair within a few hours.

The nurse, perhaps, has carelessly exposed the patient after a hard labor, has bathed her with too cold water or thoughtlessly changed her clothing without the necessary precautions ; then you may give Aconite, the symptoms, of course, agreeing.

While Aconite is not called for in scarlatina, still it may be used in that disease, when after the stage of desquamation, the child catches cold and acute Bright's disease results. The child starts up from sleep in perfect agony, with cold sweat on the forehead and with cold limbs. Dropsy is also present.

In acute coryza you find Aconite indicated when the trouble has arisen from the usual Aconite causes, when the nasal mucous membrane is dry and hot, and when there is most violent throbbing headache. The patient feels better when in the open air. The muscles all over the body feel sore so that sneezing forces him to support his chest.

In skin diseases, Aconite is sometimes indicated. Though not a remedy for scarlatina, it is for scarlet-rash with high fever.

In measles, it is early called for, when with the fever there are red eyes, restlessness, dry barking cough and itching and burning of the surface.

Sulphur is the proper remedy when Aconite has been abused.

LECTURE XXXI.

ACTEA RACEMOSA, RANUNCULUS BULBOSUS AND RANUNCULUS SCEL.

ACTEA RACEMOSA.

WE have in the homœopathic materia medica, two varieties of the *Actea*, *Actea racemosa* and *Actea spicata*. The last named of these may be dismissed in a very few words. It acts upon the joints, especially upon the smaller joints as those of the hands and feet. It is useful in rheumatism affecting these parts especially if the hands and wrists are involved.

Actea racemosa acts upon the cerebro-spinal nervous system and especially on the motor nerves. It seems to have a decided influence over the nerves distributed to muscles, producing a perfect picture of myalgia.

Actea racemosa is also valuable by reason of its reflex nervous symptoms. It has neuralgia of any part of the body as a reflex symptom from uterine or ovarian disease. One of its most important symptoms arising from this cause is a sensation of heat on the top of the head just back of the centre. Other symptoms which you may note about the head are feeling as if the top of the head would fly off, sharp lancinating and neuralgiform pains in and over the eyes, supra-orbital pains shooting up to the top of the head. These symptoms indicate *Actea racemosa* in some of the diseases peculiar to women and in diseases of the eye proper. In any disease of the eye when pains of the above-named character are present, *Actea* is one of the first remedies to be thought of.

Spigelia has similar pains. Under this remedy, the neuralgia comes and goes with the sun, that is it reaches its height at noon and subsides in the evening. The *Actea* pain is worse at night rather than during the day. The *Spigelia* pain begins in the back of the head and comes forwards and settles over one or the other eye. This remedy also has a sensation as if the eye-ball was enormously large. When, however, this last-named symptom is traceable to uterine displacement, *Actea* is preferable.

Cedron is an invaluable remedy in neuralgiform affections when the

pains involve the supra-orbital nerve and the eye, and are worse on the left side. The eye burns as if it were on fire. The pains recur regularly at the same hour each day.

Another remedy to be mentioned in this connection is *Kalmia latifolia*, which has supra-orbital neuralgia worse on the right side.

Actea may also be used for headache attended by a feeling as if the patient were going crazy. Especially is it of value when uterine symptoms are present.

It is also called for when there is pain in the left infra-mammary region when dependent upon uterine disturbances.

We come now to the action of Actea on the female sexual organs. It is indicated in labor or in threatened miscarriage when the pains fly across the abdomen from side to side (*Lycopodium*, from right to left; *Ipecac.*, from left to right and associated with nausea). The pains seem to double the patient up. It may also be used in the early months of pregnancy for those pains in the abdominal walls which so distress the patient.

When there is a great deal of soreness in the abdomen, the local application of a solution of *Hamamelis* is a good remedy.

The labor pains seem to be associated with fainting spells or with crying out in agony, so severe are they.

In after-pains it is only useful when they are intense, when the patient is exceedingly sensitive and cannot tolerate them, and when they are worse in the groin.

Actea may also be used in puerperal mania. The patient declares that she will go crazy and her every action apparently indicates that she is keeping her word. She is suspicious. Her talk is nonsensical, and yet she seems to be conscious of what she is doing, and she says she cannot help it. Sometimes she has visions of rats, etc. These symptoms may also indicate the drug in delirium tremens.

Here you may compare *Lachesis*, which has "awakening from sleep and springing from bed not only with superhuman strength but in great terror."

Also *Arsenicum*, which often follows *Lachesis* when the patient is afraid to be left alone.

Calcarea ostrearum, visions of rats and mice as soon as the patient closes his eyes.

Another symptom that we find indicating Actea in labor is "rigors or nervous chills" in the first stage of labor. *Gelsemium* is also useful in this condition.

Actea racemosa does not cause phthisis, yet it may be one of the first remedies that we may use, when the disease is not of hereditary origin, especially if the trouble has been brought on by exposure or in any case in which the well-defined cough of *Actea* is present, and that is a dry, teasing cough, worse at night, with little or no sputum and usually associated with pleurodynia.

In pleurodynia associated with tuberculosis you will find *Guaiacum* to be a remedy that rarely fails.

You may use *Actea* in angina pectoris when the pains radiate all over the chest and are associated with cerebral congestion and unconsciousness. The face is livid and the arm feels as if bound tightly to the body.

Another use that we may make of *Actea* is in that condition known as spinal irritation. Especially is it indicated when the upper and lower cervical vertebræ, particularly the latter, are sensitive to pressure; hence the patient will not lean back in her chair because of the uneasiness which it produces. This symptom of *Actea* is usually reflex from uterine irritation.

Now we have several remedies similar to *Actea* in spinal irritation. One of these is *Natrum mur.*, which also produces sensitiveness between the vertebræ. The main distinction between it and *Actea* is that under it the patient finds relief from lying flat on the back, and that, too, even when there is a uterine displacement. Another indication calling for *Natrum mur.* is a partial paralysis from weakness of the spine. Especially is it indicated when these symptoms arise from grief, anger, etc.

Physostigma, or the Calabar bean, develops a perfect picture of spinal irritation. It produces all sorts of burning and twinging sensations referable to the spinal column, with numbness of the feet and hands and other parts of the body, crampy pains in the hands, sudden jerking of the limbs on dropping off to sleep. The muscles of the back become rigid and even a tetanic condition may ensue.

Agaricus muscarius produces a perfect picture of spinal irritation, with well-marked tingling or formication in the back, with itching or burning of the skin as if frostbitten, twitching of the muscles, especially of the eyelids, and sensations in different parts of the body as if needles of ice were being thrust into the skin.

This spinal irritation may develop a partial paralysis, in which case we have two remedies to fall back upon. One of these is *Zincum metallicum*. This produces a perfect picture of irritable spine with aching in the back at about the last dorsal vertebra, which is worse from sit-

ting than from either walking or lying. Along with this it produces weakness of the legs, especially at noon when the patient is hungry. You should also remember that the spinal symptoms of Zinc are made worse by wine.

The second remedy is *Cocculus indicus*. This we use in females with weak spine when there is paralytic aching in the small of the back. The patient feels as if she could scarcely walk. Along with these symptoms there is also an empty, gone feeling in the abdomen, which feels as if hollow or empty.

Among men we do not find these symptoms present except as a result of sexual excesses, in which case *Nux vomica* is the remedy.

Kobalt is of use for spinal irritation from sexual excesses when this symptom is present: Backache worse when sitting, with weakness in the legs.

RANUNCULUS BULBOSUS.

Ranunculus Bulbosus.	{	Serous membranes.
		Muscles.
		Effects of alcohol.
		Skin.

Compare with *Aconite*, *Arnica*, *Cactus*, *Bryonia*, *Rhus*, *Arsenic*, *Mezereum*.

We have two varieties of the *Ranunculus* to consider to-day. These are the *Ranunculus bulbosus* and the *Ranunculus sceleratus*. Now both of these plants possess a juice or sap which is exceedingly irritating to the skin. When applied locally, it produces erythema followed later by an eruption which at first is vesicular in its character and attended by burning, smarting and itching. If the symptoms continue by reason of the intensity of the action of the drug, ulceration and even gangrene of the parts follow, the gangrene being associated with fever and delirium. This is an extreme picture, yet it is one which may follow the prolonged use of some of the species of the *Ranunculus* plants.

We shall now consider the *Ranunculus bulbosus*, and first as to its action on serous membranes. We may think of *Ranunculus bulbosus* in inflammation of serous membranes, particularly of the pleura or peritoneum, when there are acute stabbing pains in the chest in the case of pleuritis, and accompanied by an effusion of serum into one or the other cavity, according as it is one or the other membrane inflamed. Accompanying this effusion we find great anxiety, dyspnoea and distress, caused partly by the accumulation of fluid and partly by

the anxiety from the pains themselves. Now these are symptoms not commonly known among physicians, yet you will find that here *Ranunculus* will serve you as well as *Apis*, *Bryonia*, or *Sulphur*, or even better than these, if the character of the pains just described is present.

The second heading in the schema on the board is "Muscles." We find *Ranunculus* acting here as a curative agent. It is especially indicated in rheumatism of the muscles, particularly in muscles about the trunk. Intercostal rheumatism yields far more quickly to this drug than to any other. There is usually a great deal of soreness to touch, and the muscles have a bruised feeling as if they had been pounded. I know that *Aconite*, *Arnica* or *Bryonia* is often given when *Ranunculus* is indicated.

Aconite may be the remedy in pleurodynia when there is high fever (which is not often), especially if you can trace the trouble to exposure to cold after being overheated.

Ranunculus bulbosus may also be used in the case of persons who are subject to stitches about the chest in every change of weather.

Again, it may be used for sore spots remaining in and about the chest after pneumonia. The characteristic sensation attending the *Ranunculus* soreness is a feeling of subcutaneous ulceration, which is purely subjective. This symptom is also characteristic of *Pulsatilla*.

Again, *Ranunculus* may be used for pains about the lungs from adhesions after pleurisy.

The rheumatic pains of *Ranunculus* are worse in damp weather and particularly from a change of weather or change of temperature. Even a rheumatic headache having this aggravation, may call for *Ranunculus*.

We may also find it indicated in diaphragmitis when there are sharp shooting pains from the hypochondria and epigastrium through to the back.

Another remedy that I have found of service in this latter disease is *Cactus grandiflorus*, which is an excellent remedy for sharp pains in the diaphragm, particularly if there is a feeling as though a band were tied around the waist just marking out the attachments of the diaphragm to the borders of the ribs below.

Next you should remember *Ranunculus bulbosus* as a remedy for the bad effects of excesses in drink, in hiccough and even in epileptiform attacks and delirium tremens.

Lastly, we come to the action of the drug on the skin. *Ranunculus bulbosus* is useful in herpes zoster or zona. Vesicles appear on the skin and are filled with serum and burn. Sometimes these vesicles have

a bluish-black appearance. Especially is *Ranunculus* indicated when the trouble follows the course of the supra-orbital or intercostal nerves and is followed by sharp stitching pains. Here you may compare *Rhus tox.*, *Arsenicum* and *Mezereum*.

Ranunculus may also produce pemphigus. Large blisters form which burst and leave raw surfaces.

Again, you may use *Ranunculus* in eczema, attended by thickening of the skin and the formation of hard horny scabs.

Here it is similar to *Antimonium crudum*, which also has horny excrescences or callosities on the soles of the feet.

The ulcers which *Ranunculus* causes are flat and are attended with a great deal of stinging pain. The discharge is ichorous.

Lastly, the action of *Ranunculus* on mucous membranes. It is one of the remedies which are useful in hay fever. You will find that there is smarting in the eyes; the eyelids burn and feel sore; the nose is stuffed up, especially towards evening, with pressure at the root of the nose and tingling and crawling sensation within its cavity. Sometimes this sensation attacks the posterior nares, causing the patient to hawk and swallow; and endeavor in every way to scratch the affected part. *Arsenicum* and *Silicea* also have this symptom. You will notice, too, that there is with this hay fever, hoarseness, and very likely sharp stitching pains in and about the chest, general muscular soreness. The neck of the bladder may be affected, producing some burning in passing water.

Sulphur does not follow *Ranunculus* well.

RANUNCULUS SCELERATUS.

Ranunculus sceleratus. { Tongue, etc.
 { Skin.

Compare with *Natrum m.*, *Arsenicum*, *Taraxacum*, *Rhus tox.*

Ranunculus sceleratus is more irritating in its action than is the *Ranunculus bulbosus*. In its action on the skin, it produces a vesicular eruption with thin yellow acrid discharge, something like the *Ranunculus bulbosus*. It also develops more markedly, large isolated blisters. When these burst an ulcer is formed, the discharge from which is very acrid, making the surrounding parts sore.

In stomacace and sometimes even in diphtheria or in typhoid fever, you will find *Ranunculus sceleratus* indicated by the presence of de-

nuded patches on the tongue, the remainder of the organ being coated. Thus we have the condition known as mapped tongue. *Natrum mur.* has this symptom and so have *Arsenicum*, *Rhus tox.*, and *Taraxacum*, but none of these remedies have the same amount of burning and rawness that *Ranunculus sceleratus* has. The acidity of the drug differentiates it from all others.

Like *Ranunculus bulbosus* the *Ranunculus sceleratus* may be indicated in ordinary catarrhs with sneezing, fluent coryza, pains in joints, and burning on urination.

LECTURE XXXII.

HELLEBORUS AND STAPHISAGRIA.

HELLEBORUS.

Helleborus.	Sensorial Depression.	{	Sweet spirits of nitre, Phosphoric acid, Opium.
	Dropsies.	{	Apis, Digitalis, Zincum (Brain), Terebinthina.

I PROPOSE considering first, to-day, *Helleborus niger*. This is also termed the Christmas rose, because it blossoms in midwinter. It has a dark brown root, which contains two active principles, *Helleborin* and *Helleborein*, and an acid supposed to be *Aconitic acid*. The latter is said to be the poisonous constituent of the plant. It is an active cardiac poison, and also causes violent purging, vomiting, abdominal pains, and finally collapse. This purgative action reminds one of *Veratrum album*, and the collapse, of *Camphor*, *Carbo veg.*, *China*, etc. *Veratrum album* has not the apathy of Hellebore; *Carbo veg.* has cold feet and cold knees, rarely unconsciousness; *Camphor* has most prominently the coldness, sometimes with an internal feeling of heat, impelling the patient to throw off the clothes. The *Helleborin* is either inoperative, or, according to some authors, exerts a narcotic influence, and produces paresis of both sensation and motion.

The action of Helleborus has been marked out for you on the board. It acts on the sensorium blunting it, producing sopor; also typhoid symptoms, paralysis of muscles, collapse, and lastly dropsies. Before going any further, I wish to say that by collapse I mean, not a simple weakness, but a condition in which there is a positive diminution of temperature, so that the thermometer instead of registering $98\frac{1}{4}^{\circ}$ registers 96° , or thereabouts, according to the intensity of the collapse.

In its action on the sensorium we find that it blunts or depresses sensorial activity. This condition is exhibited in a variety of symptoms; for instance, we note diminished power of the mind over the body; the

patient is slow in answering questions, as though he did not comprehend what was asked of him; he sees imperfectly, or does not seem to comprehend what he sees; hearing is imperfect; taste is absent, or nearly so; he has the desire to work or to occupy himself, but lacks the muscular strength to do so. So you see that all the senses are benumbed by the action of Helleborus. Even what has been termed the muscular sense is affected by it. Muscles do not obey the will readily unless the mind is strongly exerted. If, for instance, the patient is holding anything in his hand and you speak to him, and so divert his mind, the muscles in action relax and he drops what he is holding. The heart muscle, even, does not escape these parietic effects, so we have slow action of that organ. The patient feels a heaviness or weight over the entire body. There is a pressing headache of a stupefying character. Sometimes there is a sensation as though the contents of the head were bulging at the forehead and eyes. Thus, you see that Belladonna is not the only remedy that has this sensation as though the brain were being pushed through the forehead. The face is expressive of the stupidity under which the patient is laboring.

We may find Hellebore indicated in typhoid fever, or in other conditions in which this sensorial depression, with the symptoms already enumerated, is present. In these cases you will also note the following symptoms: There is a dark soot about the nostrils; the nostrils are dry; the tongue is yellow and dry, with red edges; the breath is horribly offensive; drinks roll audibly into the stomach. The fever accompanying these symptoms is most marked in the afternoon, from 4 to 8 P.M. The face is at times pale and almost cold, and the pulse faint, weak, and almost imperceptible. There is also meaningless picking at the lips or clothing.

In this sensorial depression Helleborus is similar to *Phosphoric acid*, *Sweet spirits of nitre*, and *Opium*. Like *Phosphoric acid*, it has sensorial depression, apathy, and perfect indifference. The patient is wholly indifferent as to his fate; he cares not whether he lives or dies. The difference between the two drugs is this: Under *Phosphoric acid* there is drowsiness from which the patient is easily aroused, and then is perfectly conscious; this is not the case with Helleborus, which has conditions more nearly approaching the stupor of *Opium*. *Phosphoric acid* lacks the complete muscular relaxation belonging to Helleborus. It also has not so marked black soot about the nostrils.

Sweet spirits of nitre is a remedy recommended by Hahnemann in these cases of typhoid fever when the keynote to the whole case is sen-

sensorial apathy, there being, of course, no other symptoms present to indicate any other remedy. The patient seems to be in a sort of torpor, from which he may by exertion be aroused, but he falls immediately back into the same indifference. In these cases Hahnemann dissolved a few drops of the crude drug in a glass half-full of water and administered it every two or three hours until reaction was manifested or some other drug indicated. You will find that Sweet spirits of nitre and Phosphoric acid differ from Helleborus in degree only, Sweet spirits of nitre having the apathy the lightest, Phosphoric acid comes next, while Helleborus has it most marked.

Opium, the last drug on the list, you will recognize at once as similar to Helleborus. The cerebral congestion is more profound under the *Opium*. The breathing is loud and stertorous. This symptom is not marked in Helleborus. Then, too, the face is dark or brownish-red, or often blue. Under Helleborus the face is pale, and often cold or colder than natural, and, at times, livid and covered with a cold sweat. The pulse will help you to discriminate between these two remedies, it being full and slow under *Opium*, and small, weak, and almost imperceptible under Helleborus.

Arnica is also to be thought of as a remedy producing this drowsy stupid state.

Hydrocyanic acid and *Cina* also have the symptom, "drinks roll audibly into the stomach." *Cina* has it in whooping-cough. But when it occurs in approaching paralysis of the lungs and brain, *Hydrocyanic acid* is the best remedy.

In muscular exhaustion you may compare Helleborus with *Muriatic acid*, *Opium*, *Gelsemium*, *Saponin*, *Conium*, *Curare*, and *Kali carb.*

Next, we find Helleborus called for in meningitis when exudation has taken place. You have present all or some of the symptoms of sensorial apathy already mentioned, showing you the depressed condition of the system. In addition you have shooting pains in the head. If the patient is a child it will, of course, be unable to describe to you this last symptom, but you will notice by the sudden screaming or crying out that it has these sharp, shooting pains. The child bores its head into the pillow; the head is hot, and the forehead wrinkled from contraction of the corrugator supercilii. There is automatic motion of one arm and one foot. This automatic motion may recur at regular intervals. I remember one case in which, every three minutes, the child's head was jerked to one side, the arm thrown up over the head; it would next utter a half-pitiful cry, and then quiet down again. Re-

turning to the symptoms of Helleborus; the eyeballs are drawn upwards so that you can scarcely see the cornea; the face flushes up, and then gradually pales off. When offered a drink of water the child seizes the proffered glass with avidity, as though it were thirsty; this it does, not only on account of the thirst, but also because of the nervousness. The bowels are usually constipated, or, if there is any stool, it is dark, scanty, and jellylike. The urine is dark, scanty, and loaded with albumen.

The nearest remedy to Helleborus in tubercular meningitis is *Apis*. This has symptoms of irritability more marked than under Helleborus, which has, characteristically, sensorial depression. In *Apis* we often find spasms of the flexors, so that the big toes are drawn upwards. This has not been noticed under Helleborus.

Digitalis is very similar to Helleborus in these dropsies of the brain, in that both remedies cause great depression of the sensorium, both are suited to post-scarlatinal dropsy, and both cause meningitis with effusion. *Digitalis* is to be chosen by the scanty, albuminous urine, and by its characteristically slow pulse, which may be even slower than the beating of the heart. In addition to these symptoms there may be a cold sweat on the surface of the body.

Zincum is useful in cases where one of the exanthemata has been checked, or has not been developed properly. The child is so enervated that it has not sufficient strength to develop an eruption. It arouses from sleep as if in fear; it has constant fidgety motion of the feet.

Other forms of dropsy in which Helleborus is indicated are general dropsy or anasarca, and especially ascites. Here you may give Helleborus when the trouble has arisen from post-scarlatinal nephritis. The urine is dark and scanty, or smoky from the admixture of decomposed blood. On standing it deposits a sediment looking like coffee-grounds. The stool contains jellylike mucus, and is passed with much straining.

The nearest remedy here is *Terebinthina*, which cures dropsy dependent on congestion of the kidneys, as indicated by dull aching in the renal region and by the smoky-looking urine.

As illustrative further of the depression of Helleborus, I may mention its successful employment by me in a case of shock from a blow on the head. *Arnica* had failed, and the patient became drowsy; one pupil was larger than the other; the patient answered questions slowly as if comprehension was imperfect; one leg was dragged in walking. The pulse was scarcely fifty per minute. The patient was worse from 4 to 8 P.M.

STAPHISAGRIA.

Staphisagria.	{	1. Blood.—	Similar to
		Sycosis,	<i>Nux vom.</i> ,
		Scurvy.	<i>Mercurius</i> ,
		2. Loss of Fluids.	<i>Thuja</i> ,
↓	{	3. Organs.	<i>Cistus Can.</i> ,
			<i>Colocynth</i> ,
<i>Colocynth.</i>			<i>Chamom.</i>
<i>Causticum.</i>			

Staphisagria is indicated in the first place in patients who appear pale, and are worn out and exhausted, especially as regards their nervous system. Both brain and spinal-cord are weakened under its influence. The face is rather sunken, the nose is peaked and pointed and the eyes are sunken and surrounded by blue rings. Mentally, the Staphisagria patient as a child is rather impetuous and irritable, reminding one strongly of Chamomilla. As an adult, the Staphisagria patient is hypochondriacal. There may be one of several causes producing this last-named mental state when this remedy is indicated. First, sexual excesses. We find it called for in these hypochondriacal moods after self-abuse, and also when this mental state occurs in young men and young women as a result of permitting the mind to dwell too much on sexual subjects. Owing to his bad habit the boy becomes apathetic and gloomy, and has this very complexion and sunken face that I have described. He rather prefers solitude and is shy of the opposite sex. Locally, there is to be noted an irritability of the prostatic portion of the urethra. This state of affairs is seldom the result of excessive sexual intercourse.

Platina was recommended by Grauvogl as a drug capable of curing spasms or convulsions, emaciation and that train of symptoms following prepubic abuse of the sexual organs.

Still another remedy is *Caladium*, which is to be thought of when from masturbation the glans penis is as flabby as a rag. The prepuce when it is withdrawn behind the glans penis remains there, not having contractility enough to replace itself. Nocturnal emissions occur either without dreams or with dreams that are foreign to the nature of sexual subjects.

Other remedies indicated in this condition are *Dioscorea* and *Gelsemium*; and that well-known group to which I have already referred

in a previous lecture, *Nux vomica*, *Sulphur*, *Calcarea ostrearum* and *Lycopodium*. Among the new remedies *Bromide of Potassium* or *Kali bromatum* has been suggested. I have seen it do good when there was mental depression and weakness of the legs after self-abuse.

In the female, in whom masturbation is not so common, we find ovarian symptoms resulting from the habit. *Staphisagria* becomes the remedy when these organs are in a state of irritability, especially in nervous excitable women. It may also be used in women of this class when these symptoms occur in the prolonged absence of their husbands.

Still other mental symptoms belonging to *Staphisagria* and symptoms too of a different type from those just mentioned, are the following: Easily excited to anger, sensitive to the least impression, takes offence at every little meant or unmeant insult.

We have *Staphisagria* indicated in what I have already termed a mental colic, that is, crampy pains in the abdomen following a fit of anger, just as we found present under *Chamomilla* and *Colocynth*.

Chamomilla is called for in these cases by the association with the colic, of hot face, red cheeks and hot perspiration; and *Colocynth*, by the severe pains causing the patient to double up for relief. *Staphisagria* is here complementary to *Colocynth*, stepping in to complete the cure when *Colocynth* is insufficient.

We also find *Staphisagria* indicated in diseases of the skin and of the bones. This drug has long been used as a local wash to destroy lice or vermin. You may use *Staphisagria* internally when there appears on the skin an eczematous eruption. This may occur on the head, face or any other part of the body, but especially on the former two. This eruption is usually dry and formed of very thick scabs and itches violently, this last being an indication for the local application of *Staphisagria*. The peculiarity of this itching is that when scratching stops it in one place it goes to another. At other times these scabs are moist and are yellowish in color and very offensive, even breeding lice. Thus you see *Staphisagria* is suited to *crusta lactea* or *eczema capitis*.

Again, this drug may be indicated in children who are weak and broken down as the result of a syphilitic or sycotic inheritance. In such children, you almost always find the teeth decaying rapidly. Scarcely are the milk-teeth full grown, than they become black in creases or spots and crumble away. In this respect, *Staphisagria* rivals *Kreosote*, than which there is no remedy serves better for the premature

decay of the milk teeth, when they first become yellow, then dark and finally decay.

Next to these remedies you may think of *Antimonium crudum*, and in other cases still, *Chamomilla* and *Coffea*.

In the Staphisagria patient, the gums are unhealthy, swollen, spongy and bleed easily when touched by the food or by the finger, this condition being associated with painful swelling of the submaxillary glands. It is especially indicated after the abuse of mercury.

Staphisagria is useful in children suffering from inflammation of the eyes, particularly of the lids with hardened styes.

For those little cystic tumors which form in the eye-lids midway between the inner and outer surfaces, *Graphites* is the proper remedy.

These Staphisagria children have an eczematous eruption on the ears. Yellow scabs form about the ears. The exudation from these is bloody and seems to cause rawness of the skin. Still further, we find Staphisagria affecting the bones. It causes swelling of the periosteum with subsequent suppuration.

It also produces on the skin fig-warts or condylomata. These are usually pediculated. This symptom places Staphisagria among the syphilitic remedies. Thus we find it quite the companion of Thuja, being preferable to that remedy when there are present the form of eruption already mentioned, the crumbling of the teeth and the pediculated condylomata.

In some cases we find it indicated in syphilitic ulceration after the abuse of mercury, the discharge being thin and acrid. An examination with the probe reveals diseased bone beneath.

We have several remedies similar to Staphisagria in bone affections, whether of syphilitic or scrofulous origin. One of them is *Stillingia*. This is of great use in syphilitic affections of the long bones, such as the femur, tibia, humerus, etc., in periostitis or in ostitis, the pains being worse at night and in damp weather. In addition to this, you almost always find an excoriating coryza, the well-known syphilitic ozæna.

Another remedy is *Mercurius*. Still another is *Kali hydriodicum*, especially when there is a combination of syphilis and mercury in the case.

Strontia is suited more to the scrofulous constitution. It is indicated in osteitis, particularly of the femur, with ulcers discharging more or less broken-down bone. With the bone trouble there is apt to be a

profuse exhausting diarrhoea almost such as would come with hectic fever.

Another remedy is the *Chloride of Gold and Platinum* which is useful for either caries or necrosis.

Still another is *Gettysburg Salts* which owes its effectiveness to the carbonate of lithia it contains. It is useful in caries of the vertebrae and of the hip-joint.

Another use of Staphisagria is found in its application to gout. It is not so useful for the acute paroxysms as it is when gout becomes systemic; when urate of soda instead of being eliminated by the kidneys is deposited in the various joints and organs of the body, producing arthritic nodes.

It is also indicated in arthritic ophthalmia. The eyes burn and feel very dry, notwithstanding which there are smarting and profuse lachrymation. The pains go from the eyes into the teeth.

In these gouty affections of the eyes, *Colocynth* is also a good remedy.

Upon the stomach and bowels Staphisagria acts, seeming to produce a relaxation of the stomach so that that organ appears to hang down flabby and weak. This same symptom you will find under *Ipecacuanha*. There is a desire for brandy, wine or something stimulating. Such patients are subject to colic, which greatly resembles that of *Colocynth*.

You must also remember Staphisagria as a remedy in colic following operations about the abdomen.

In diarrhoea it is indicated when, in children, the disorder is associated with a peculiar form of stomacace; the tongue and gums are white and spongy, while there are cutting pains before and after stool, with a great deal of tenesmus of the rectum during stool, and escape of flatus which is usually hot and smells like rotten eggs (here being similar to *Chamomilla*), stool being renewed by any attempt to take food or drink.

On the female organs, Staphisagria causes prolapsus uteri, and this prolapsus is almost always associated with a flabby condition of the stomach. The whole abdomen—contents and parietes—feels as if it would drop, so relaxed is it. If you investigate thoroughly, you will find that disappointed love or permitting the mind to dwell on sexual subjects has favored this relaxation. The leucorrhoea which accompanies this condition is yellow and excoriating.

LECTURE XXXIII.

PULSATILLA.

Pulsatilla.	{	Bloodvessels.
		Mucous membranes.
		Synovial membranes.
		Organs.

Compare with *Bryonia*, *Nux vom.*, *Ant. crud.*, *Ipecac.*, *Sulph.*, *Sulph. ac.*, *Arsenic*, *Colchicum*, *Kali bi.*, *Caulophyllum*, *Ignatia*, *Actea*, *Helonias*, *Hamamelis*, *Sepia*.

TO-DAY we have to study Pulsatilla. The species which I shall consider is the Pulsatilla of Hahnemann, the *Pulsatilla pratensis* and not the American plant, the *Pulsatilla nuttalliana*. There is some little difference in action between the two drugs. The "*pratensis*" has been better proved. The concordant remedies of this drug are almost without number. The reason for this is that it is a well-proved remedy and one, too, that is often indicated. Its complementary remedies are *Sulphuric acid* and *Lycopodium*.

Its antidotes are *Chamomilla*, *Coffea*, *Ignatia* and *Nux vomica*.

The relation of Pulsatilla to Sulphuric acid calls for particular note. The latter remedy follows the former in gastric troubles. Pulsatilla also has an antidotal effect to Sulphuric acid. When this acid has been used for the cure of the appetite for liquor, Pulsatilla has been proposed as the remedy best suited for the diarrhœa which ensues.

Pulsatilla pratensis is a pretty little flower belonging to the anemone. It has been called the wind-flower, and its name is in keeping with its symptoms, as they are as fickle as the wind. Changeableness of the symptoms is characteristic of the drug. This is especially marked in the hæmorrhages, which now seemingly stop and in a few hours return. It is also true of the diarrhœa, the stools continually changing their appearance—at one time being green, at another mixed with yellow, and at still another slimy.

So, too, are the mental symptoms of the same fickle nature, the patient now being irritable, then tearful and again, mild and pleasant. These are illustrations of the comparisons that I have stated.

Pulsatilla seems to be principally adapted to the female organism, although it also affects men as well as women. It is one of those remedies which we are apt to select by the predominance of the mental symptoms. It is especially indicated in patients of a mild, tearful disposition, having a rather slow, phlegmatic temperament. They are never irascible, although at times peevish. Thus in the case of a child with gastric ailment, *Pulsatilla* may be used when it is peevish, pale, chilly, it is satisfied with nothing. That is not the *Nux vomica* condition, nor is it like *Chamomilla*, both of which remedies have decidedly more violence with their anger.

The *Pulsatilla* woman is tearful, easily discouraged. Sometimes she is full of anxiety, with forebodings of some impending disaster. This anxiety comes from the epigastrium and is very likely associated with indigestion. It is often accompanied with chattering of the teeth, palpitation of the heart and flushes of heat. These are the main mental symptoms of *Pulsatilla*. They are present more or less in every disease in which it is the remedy.

In these mental symptoms you should compare *Sepia*, which, you will recall has a similar mental state; but it differs from *Pulsatilla* in the presence of irritability and anger. There is also indifference to her household affairs, to which she was formerly attentive.

Natrum muriaticum also has tearful disposition similar to that of *Pulsatilla*, but with this difference: Consolation under *Natrum mur.* aggravates, while under *Pulsatilla* the patient seeks consolation.

Stannum likewise has this tearful disposition. The patient is very much discouraged or is tearful over his chest symptoms. He fears that he will go into a decline.

The *Ignatia* patient is sad, but she hides her grief from others.

Especially is *Pulsatilla* called for in chlorotic or anæmic women, when they complain always of a feeling of chill, and despite this chilliness, they find relief for many of their symptoms in the open air. They cannot tolerate the close room. The pains from which they suffer seem to be accompanied by chilliness. This chilliness is more marked the more decided are the pains. The mental symptoms already mentioned are present. Especially is *Pulsatilla* the remedy when chlorosis has been complicated by the abuse of iron or quinine. Chlorosis, coming to you from allopathic hands after the failure of iron and quinine, showing you that these remedies are not suitable to the case, will find its first if not its only remedy in *Pulsatilla*. You will frequently find this hint of service to you in practice, not only in chlorosis, but in other

affections as well when they arise not so much from local disease as from a general defective state of nutrition. The whole system is worn out. Every tissue is relaxed. She suffers from changes of position in the uterus. The menses are late and scanty, dark, clotted or changeable in character. Pulsatilla does not always cure after abuse of iron. But it stands in the same relation to this substance that *Nux vomica* does to the abuse of drastic purgatives, and *Camphor* to *Cantharides*.

To understand how these phenomena of Pulsatilla are caused, whether in women where they are most frequently met with, or exceptionally in men, you must remember that the drug acts upon the vascular system, especially upon the right heart, and upon the veins and capillaries. Thus we find that whatever weakens the venous portion of the circulation, whatever retards the return of blood to the heart, must of course provoke just the class of symptoms for which Pulsatilla may be indicated. We know, for instance, that a warm, close room will provoke these symptoms. If you should sit in a close room or in one whose temperature is too high, the veins would become tortuous and there would be some oppression about the chest and retardation of the heart's action. These same symptoms occurring in disease suggest Pulsatilla. It acts on the right heart more than on the left, consequently, despite the chilliness which arises from the anæmia, the open air acts as a stimulus to the venous circulation which improves the symptoms depending upon the sluggish flow of blood.

You will find many symptoms throughout the entire body calling for Pulsatilla when there is this disturbance in the venous circulation. You will find in the chest a feeling of soreness referred to either subclavicular region, to the apex of one or the other lung, soreness which is felt when the patient lies on that side or presses against the left chest. This soreness seems to involve the muscular structures about the shoulder and even down the arm of the affected side. This symptom indicates venous congestion, or, at least, sluggish circulation through the upper part of the left lung. It has been a valuable symptom to me and to many physicians in the incipency of tuberculosis, especially in women of the Pulsatilla temperament. Along with this soreness in the lung there may be some cough with expectoration. Although there may be no symptoms indicating the positive existence of tubercular infiltration we will have other symptoms indicating the onset of the disease. Pulsatilla has several times relieved these cases.

Then, too, we have Pulsatilla indicated in varicose veins, whether occurring on the limbs or about the testicle (varicocele). The affected

parts are bluish and annoy the patient by the soreness and stinging pains in them.

The epistaxis when Pulsatilla is indicated is of a passive character. The flow comes steadily, but it is not bright red or does not come in gushes as it does in epistaxis dependent upon arterial lesions. It often occurs vicariously, taking the place of the menses. The same is true of the blood-spitting or hæmoptysis, which is either associated with this soreness or passive congestion of the chest or is dependent upon suppressed menstruation.

In these venous symptoms Pulsatilla has an important analogue, namely, *Hamamelis*, which vies with it here. Before *Hamamelis* was proved, Pulsatilla was the only remedy we could depend upon in the class of symptoms enumerated. *Hamamelis* is the preferable drug in varicose veins unless constitutional symptoms call for Pulsatilla, especially in the case of varicocele. Varicocele has been cured by *Hamamelis* applied externally and taken internally. The great characteristic of this drug, and that which makes its choice certain, is soreness of the affected part. It is a soreness which is not exactly the bruised feeling of *Arnica*; it is not the sensitive soreness of *Lachesis*; nor the stinging soreness of *Apis*; but it is that sore feeling which belongs to venous congestion. You may apply *Hamamelis* successfully in any condition in which that is present. I have often made use of the drug in pregnancy, when varicose veins appeared over the abdomen, and when the patient could not make any motion without experiencing a bruised sore feeling. *Hamamelis* is not the panacea which druggists would have us believe. It does not cure everything, sprains, scalds, etc., but it does cure the class of symptoms I have mentioned. Another concordant remedy of Pulsatilla is *Lilium tigrinum*, which, like the former, affects the right heart, producing engorgement of the veins, relief in the open air, scanty menses, and taste of blood in the mouth. But it differs from Pulsatilla in the decided tendency to prolapsus uteri, with bearing down, relieved by supporting the abdomen, or by crossing the limbs. Also when *Lilium* is indicated, there is present a sharp pain, extending from the left nipple through the chest to the back.

Another analogue is *Sepia*, which has many of the Pulsatilla symptoms. It, too, is indicated in anæmia and chlorosis, and it also has this mild tearful temperament, but there is a difference in the mental symptoms. With *Sepia* there may be irritability or vehemence at times. The *Sepia* patient has complete aversion to her usual household duties.

Let us now consider the action of Pulsatilla on mucous membranes.

This is easily remembered. It produces a catarrhal inflammation of the mucous membranes, and this ends in the production of bland yellow or yellowish-green mucus. Now you have an indication which you may apply to any mucous membrane.

Conjunctivitis calls for Pulsatilla when the discharge is thick, yellow or yellowish-green, and bland; hence, it is not indicated in the beginning, but during the course of the matured disease. It is an invaluable remedy in the ophthalmia after measles and in purulent ophthalmia, and in ophthalmia neonatorum or the ophthalmia of the new born, whether these troubles are of gonorrhœal origin or not, when the discharge is of the character just described. Its analogue here is *Argentum nitricum*, which has the same symptoms precisely, only more marked. It is to be used after the failure of Pulsatilla.

Mercurius corrosivus is suggested in cases which, despite *Argentum nitricum*, threaten to ulcerate and perforate the cornea.

These are not by any means the only eye symptoms of Pulsatilla. Dr. George S. Norton, of New York, published in the *Hahnemannian Monthly*, some years ago, a paper on the uses of this remedy in diseases of the eye. This paper covered some six or eight pages. In addition to the conjunctival inflammation just noticed, Pulsatilla causes: Obscuration of vision, with vertigo and nausea, diplopia, starry apparitions, circles of fire, etc. (these generally being reflex symptoms); pustules on the cornea, with very little dread of light, but with lachrymation, worse in the open air; pressing-stinging pains in the eye; lids swollen; styes, relieved when in the open air; margin of lids inflamed and swollen, but not excoriated.

Pulsatilla is also an excellent remedy in small central corneal ulcers, with no vascular supply, especially when occurring in scrofulous subjects. It may still further be used in lachrymation from disease of the lachrymal duct when the symptoms just enumerated are present.

Pulsatilla also affects the nasal mucous membrane, and develops symptoms which indicate it in the advanced stages of a cold. It should not be given in the beginning of a cold unless the temperament and other symptoms decide, because the sneezing and the serous excoriating discharge are not characteristic Pulsatilla symptoms. But when you find a nasal catarrh "ripened," that is, when the nasal discharge is thick, muco-purulent, yellowish or yellowish-green, and not excoriating in the least, you have a perfect picture of Pulsatilla.

In chronic nasal catarrh you may give Pulsatilla if the discharge is of this character. You must give the drug frequently and persistently,

in order to cure. In addition to the symptoms already enumerated, there is still another, namely, loss of taste and smell. There is a remedy known as *Cyclamen*, which is very similar to *Pulsatilla* in its symptomatology. It seems to be suited to nasal catarrh when there are loss of taste and smell, and this thick discharge just like that of *Pulsatilla*; but it has, in addition, spasmodic sneezing.

Penthorum sedoides is useful in the incipency of coryza when there is rawness in the nose and throat. The patient complains of a constant wet feeling in the nose, but without coryza. Later, there is a formation of thick purulent discharge, just as in *Pulsatilla*.

Spigelia is one of our best remedies for catarrh of the posterior nares. The symptoms indicating it are profuse discharge of mucus through the posterior nares; nasal mucus passes off only through the posterior nares. This drug has accomplished some good cures in the hands of Dr. Aug. Korndorfer.

Hydrastis is also suited to post-nasal catarrh. The discharge is of a thin watery character, and is attended with a great deal of burning and rawness, together with a sensation as of a hair in the nostrils.

Pulsatilla is an invaluable remedy in affection of the ears. In otitis externa you may use it when the external ear is hot, red, and swollen, and there are darting, tearing, pulsating pains, which are worse at night.

In otitis media it is also useful when there is a profuse thick yellowish or yellowish-green discharge from the ear.

Pulsatilla is one of our leading remedies in catarrhal otitis. There is deafness, with a feeling as if the ears were stopped up, with rushing noises in the ears, isochronous with the pulse. *Silicea* is the nearest remedy to *Pulsatilla* in catarrhal otorrhœa.

Belladonna and *Mercurius* have a deeper action than *Pulsatilla*, acting on the cellular tissues.

Chamomilla is similar to *Pulsatilla* in the ear symptoms, but the pains are more violent, and are attended with red cheeks; the patient cannot bear pain.

Plantago major is to be thought of when earache is associated with toothache.

Tellurium causes catarrh of the middle ear, which may even involve the internal ear or the brain, or even penetrate into the cells of the mastoid process and establish an abscess there. Pus forms in the middle ear, and finally, perforating the membrana tympani, escapes externally.

In catarrh of the throat you will find Pulsatilla sometimes, though not frequently, the remedy. It would here be indicated by the appearance of the parts. There are a marked redness of the tonsils and a varicose condition of the bloodvessels of the parts, and the fauces have a dark red or purplish hue. There are also stinging pains in the throat (here reminding you of Apis), worse usually from swallowing saliva or after eating food.

Leaving the pharynx we next come to the stomach, of which organ Pulsatilla produces a catarrh. It is indicated in this disease when the tongue is coated with a thick rough white fur. The mouth is dry, and yet there is not much thirst, thirstlessness being a characteristic of the remedy. There are also nausea, and sometimes vomiting, the vomited matters consisting either of food or mucus, and also of bile. The food vomited may have been that eaten a long time before, thus showing the weak digestion of the remedy. A feeling of fulness and heaviness in the stomach after eating, sometimes associated with a feeling of rawness in the stomach as from ulceration. This last is merely a subjective symptom and is a common sensation in Pulsatilla. Usually there is diarrhoea, with slimy or watery stools, and worse after midnight. Attending these gastric symptoms is heartburn, and not very often water-brash. When water-brash calls for Pulsatilla there is a putrid taste in the mouth in the morning, better after drinking. The patient craves lemonade. He may complain that his mouth is dry, yet it seems to contain plenty of mucus. Other symptoms experienced are feeling of weight in the epigastrium an hour after eating, relieved by eating again; feeling in the oesophagus as if food was lying there (also *China*, *Abies*); throbbing in the epigastrium; much flatulence, which moves about, causing pinching pains and rumbling, worse on awaking or just after supper. Now these are the symptoms calling for this remedy in gastric catarrh. What are the exciting causes? First of all and most important, it is called for when the trouble has arisen after partaking of fatty food or of pastry. It is also indicated in gastric catarrh arising from a mixed diet, as turkey, vegetables, coffee, etc.; also after chilling the stomach with ice-cream or ice-water, especially if the stomach is warm. In still other cases it may be indicated after getting wet, especially after getting the feet wet when suppression of the menses ensues.

It will be well for you if now I differentiate this remedy from others commonly used in these dyspeptic symptoms. But let me say first that other remedies besides Pulsatilla, having aggravation from eating fatty

foods are *Ipecac.*, *Thuja* and *Carbo veg.* *Arsenicum* and *Carbo veg.* have aggravation from eating ice-cream, and *Nux vomica* and *Ipecac.*, from partaking of a mixed diet, or aggravation from eating at night; you may think also of *Cinchona*; for desire for lemonade, of *Cyclamen*, *Sabina* and *Belladonna*; for nausea at the thought or smell of food, particularly if rich or fat, of *Sepia* and *Colchicum*; for vomiting of food long after eating, *Kreosote*.

Bryonia we know produces a catarrh of the stomach with white coated tongue, putrid taste in the mouth and a feeling as of a heavy load in the stomach. It may also be indicated in gastric catarrh brought on by chilling the stomach, although it is more suitable when the trouble has been brought on by the heat of summer weather. *Bryonia* usually, however, has constipation as an accompanying symptom, or if it has diarrhoea, it has not this yellowish-green or watery stool. Instead of this, the stools are papescent and have a putrid or old cheese odor.

Nux vomica resembles *Pulsatilla*. Both are serviceable in catarrh of the stomach arising from over-eating or from a mixed diet. Especially is *Nux* indicated after indulgence in alcoholic drink. Dryness of the mouth with little or no thirst and uncomfortable feeling about the stomach, are also found under *Nux vomica*. The bowels are constipated. While heartburn is characteristic of *Pulsatilla*, water-brash is characteristic of *Nux vomica*; of course this last statement is only comparatively speaking.

Antimonium crudum resembles *Pulsatilla*, but the tongue under this remedy is coated white as though it had been whitewashed. Vomiting predominates over the other symptoms. A slight quantity of food excites nausea and vomiting. It is an excellent remedy in children.

Ipecacuanha is a first-class remedy in these gastric catarrhs caused by chilling the stomach with ice-water or by eating pastry, confectionery or other indigestible substances. Usually the tongue is clean. It seldom has the thick coating belonging to *Pulsatilla* or *Antimonium crudum*. Nausea predominates over every other symptom.

Arsenicum is complementary to *Pulsatilla* when gastric catarrh arises from chilling the stomach with ice-cream or ice-water.

I mentioned for *Pulsatilla*, the sensation as of a stone in the epigastrium. You will find a similar symptom under *Abies nigra*, which has been successfully used in gastric troubles when the patient experiences after eating, a sensation as of a hard-boiled egg in the stomach. In symptoms of the bowels you may use *Pulsatilla*, in constipation oc-

curring in pregnant women or following the abuse of Cinchona and its preparations. The stools are large.

You may also use it for diarrhoea when the stools are of a greenish-yellow or of a changeable color. It is usually caused by partaking of a mixed diet late the night before. The patient is worse after midnight.

Here you should compare *Iris versicolor*, which is one of the best remedies we have for cholera morbus, coming preferably at two or three o'clock in the morning with vomiting of food and sour and bilious matters and purging at the same time. It differs from *Veratrum album* in the absence of coldness and symptoms of collapse.

In cystitis or catarrh of the bladder we find Pulsatilla indicated when there is frequent urging to urinate from pressure on the bladder as if the bladder were too full. There is pain in the urethra. The urine itself is often turbid from the admixture of mucus. Clinically we have not found Pulsatilla a first-class remedy in cystitis, but we have found it almost always the remedy in cystic symptoms accompanying pregnancy. It yields to *Cantharis*, *Equisetum* and *Dulcamara* in cystitis.

Gonorrhoea calls for Pulsatilla when the discharge is thick and mucopurulent and yellowish or yellowish-green. There are usually pains in the groins when this drug is indicated and I have noticed too, going across the hypogastrium from side to side. That symptom has sometimes been produced by Pulsatilla. After giving it a few times in these cases, the patient returns complaining of this aching across the stomach. This symptom occurring thus, calls for the lengthening of the intervals between the doses or else for its stoppage altogether.

In suppression of gonorrhoea Pulsatilla is indicated if orchitis, or rather epididymitis, ensues. The testicle is retracted. It is enlarged, very sensitive to the touch and dark red. There are sharp dragging pains following the course of the spermatic cord. Unless some other symptoms contraindicate it, Pulsatilla will restore the discharge and relieve the distressing pain, but the patient must be kept quiet and the scrotum must be supported in a suspensory. In some cases, I have used hot water locally as an adjuvant. While it seems to increase the swelling, it relieves the pain.

In some cases, there appears to be an absence of symptoms of a subjective character. All you can observe is this, the testicle is swollen and exquisitely sore to the touch. The gonorrhoeal discharge has almost if not entirely ceased. In these cases *Hamamelis* is your remedy.

Clematis is an excellent remedy for gonorrhœal orchitis when the testicle is indurated and is as hard as a stone.

Rhododendron is also a useful remedy when the orchitis becomes chronic and the testicle is indurated exactly as under *Clematis*. Under *Rhododendron*, however, the testicle tends to atrophy. There is also a feeling in the gland as if it were being crushed.

In induration of the testicle you may compare at your leisure *Cornium*, *Arnica*, *Staphisagria*, *Spongia*, *Aurum*, besides the remedies already mentioned. You may give *Oxalic acid* when there are terrible neuralgic pains in the spermatic cords, worse from the slightest motion.

Mercurius is called for when the glands are swollen and when what little discharge remains, is greenish and when there is phimosis.

Pulsatilla is of use in enlargement of the prostate. It is indicated by the mechanical symptom, "fæces when they escape, are large and flat."

Hydrocele, especially the congenital form, may yield to *Pulsatilla*.

Next let us study *Pulsatilla* in its relation to the synovial membranes. *Pulsatilla* has not an affinity for the true serous membranes, as we found under *Aconite* and *Bryonia*, but it acts on the synovial sacs which are slightly different from the pure serous membranes. *Pulsatilla* you find indicated in rheumatism of the joints, and in gouty, gonorrhœal, and traumatic synovitis. The joint is, of course, swollen, and the pains are of a sharp stinging character and are accompanied by a feeling of soreness or of subcutaneous ulceration about the affected joint. The pains in these joint inflammations are usually erratic, now here and now there. The tearing pains in the joint, force the patient to move the affected part. Pressure relieves. These tearing pains often extend down the limb and are accompanied by jerking, probably through irritation of the muscular nerves, and are relieved by slowly moving about. I dwell upon these pains because they so frequently call for *Pulsatilla*. They are usually worse from warmth and are relieved by cold. They are worse in the evening.

Pulsatilla really rivals *Apis* in synovitis, but the latter drug has more effusion than the former, and is indicated when there is a great deal of œdema about the joint.

In rheumatism with erratic pains you may compare *Kali bichromicum*, *Sulphur*, and *Bryonia*.

Kali bichromicum is called for in gonorrhœal rheumatism. The pains are better in a warm room.

By reason of its action on the digestive organs *Pulsatilla* becomes of

value in gout or in the gouty diathesis, especially when the trouble has been brought on by indigestion. If the disease persists despite its use, *Colchicum* follows it well.

Now let us consider the action of *Pulsatilla* on the various organs. We have already studied the mental symptoms of the drug. We have yet to speak of its headaches. These we may summarize as being mostly frontal and supra-orbital. They are generally of uterine, neuralgic, rheumatic or gastric origin. They are aggravated by mental exertion and by warmth. They are usually worse in the evening, although the gastric symptoms are worse in the morning. When of rheumatic origin, the pains are sharp and seem to go from the head into the face and almost drive the patient mad, so severe are they. In other cases, they may be erratic, wandering from one part of the head to the other:

In some cases, the headache accompanies menstrual suppression. The head is hot. The pain in the head is better in the open air and is often accompanied by nose-bleed.

In these headaches, you should compare *Pulsatilla* with the following:

Ranunculus bulbosus, headache on the vertex as if pressed asunder, worse in the evening and on going from cold to warm air and *vice versa*.

Ranunculus sceleratus, gnawing in the vertex in a small spot.

Cocculus indicus, pain in the occiput as if it was opening and shutting.

Spigelia, sensation as if the head was open along the vertex.

Carbo animalis, feeling in the vertex as if pressed asunder; must hold it together.

Veratrum album, pressure on the vertex, with pain in stomach, head relieved by pressing the vertex, and aggravated by motion.

Menyanthes, compressive headache in vertex and sensation when ascending steps as if a weight pressed on the brain, with cold hands and feet.

Phellandrium, pain as from a weight on the top of the head, with aching and burning in the temples and above the eyes, which are congested; eyes water; can bear neither light nor sound.

The eye symptoms and some of those of the ears, have already been considered. We will now proceed with those of the latter organ that still remain. *Pulsatilla* has long been known as a remedy for otitis externa or inflammation of the external auditory meatus. The pains are very severe, as indeed they must be from the confined nature of the

canal, surrounded as it is by bone. The external ear is swollen and red. The pains are usually worse at night. The trouble may end with otorrhœa, which has the character already described.

We come next to the action of Pulsatilla on the female organism. It is here that Pulsatilla has won its laurels. We find it indicated in young girls at the age of puberty when the menstrual flow has either not established itself normally or even not at all. It is especially at this time that you may find this soreness of the apices of the lungs calling for Pulsatilla, and you know well that unless you remove this symptom and establish the menstrual flow, your patient will have some form of phthisis. When the menses are established they are apt to be too late and too scanty. The flow is fitful in its character, now coming on and now stopping, now appearing as dark clotted blood, and again as an almost colorless watery flow. It is preceded by menstrual colic. The pains are of a crampy griping character, and so severe that the patient can hardly bear them. She almost smothers if the room is closed. She has the Pulsatilla temperament well-marked. Amenorrhœa may call for Pulsatilla when occurring during the ordinary period of menstruation, when it occurs as a result of wet feet, and when nose-bleed acts vicariously for the menses. In some of these cases, a single dose will bring on the menstrual flow, while in others you are obliged to give the drug repeatedly.

During pregnancy, you may find use for Pulsatilla. Soreness of the uterus and of the abdominal walls, may call for it as well as for *Hamelis*.

Then again it may correct malpositions of the fœtus in utero.

Now I know that in making this statement, I am venturing on debatable ground. Now, I do not mean to say that Pulsatilla will make the fœtus turn around. But I do mean to say that Pulsatilla will act on the muscular walls of the uterus, and stimulate their growth. Sometimes the uterus in its growth during pregnancy, develops more on one side than another. Hence there is irregularity in its development, and the fœtus must assume an irregular position. Pulsatilla by altering the growth of the uterus, permits the fœtus to assume its proper position.

During labor, Pulsatilla is called for when the pains are slow, weak and ineffectual. Then again we may find the pains spasmodic and irregular, and they may even excite fainting, as in *Nux vomica*. The patient feels as if smothering and calls on you to open the windows.

Again you may have it called for after labor when the placenta remains adherent. In these cases, it will not only bring about release of

the placenta, but it will so tone up the uterus as to avoid post-partum hæmorrhage. *Cantharis* is also useful in this condition.

Pulsatilla may also be used for after-pains, the temperament agreeing.

These pains, however, call more frequently for *Chamomilla* and *Xanthoxylum*. This last remedy in particular is a good one.

Cuprum is a good remedy for severe crampy after-pains in women who have born many children.

Pulsatilla may also be useful for scanty or suppressed lochia.

It may also be indicated as frequently as *Hamamelis* in phlegmasia alba dolens, or milk leg.

The mammary glands are affected by Pulsatilla both before, during, and after pregnancy. It is indicated when mechanical irritation, as from carrying school-books, excites the flow of milk. After labor you may still give this remedy when the breast is swollen and painful and the flow of milk scanty or absent, the patient being gloomy and tearful.

In this connection I may mention several remedies that are more important. I think that *Urtica urens* is the best remedy for non-appearance of the milk without any other symptoms, there being no apparent reason for the agalactia.

Still another remedy is *Ricinis communis* or castor oil. This has when used externally, developed milk. It may also be successful when given internally in low potency.

Still another remedy is *Agnus castus* which is useful when the mind is greatly depressed.

Causticum is called for in women of a rheumatic diathesis. The face is usually sallow and the patient gloomy and depressed.

Now Pulsatilla in its relation to diseases of women has a great many allies. First of all we may mention *Actæa racemosa* or *Cimicifuga*. This remedy resembles Pulsatilla because it acts on the uterus. Both remedies favor normal labor. Here *Actea* is probably the superior of the two. It also resembles Pulsatilla in its action during labor, being indicated for labor pains which are very distressing. The symptoms, however, are not intermittent, but rather continuous. As to temperament, we find *Actea racemosa* differing from Pulsatilla. For instance, it is indicated in a high degree of nervousness, both during labor, and out of labor, during which the woman has a horribly apprehensive mood. She has a dread or fear of something about to happen, and this haunts her from day to day. At other times she has a dread of undertaking anything, even ordinary work. *Actea racemosa* is also

indicated in any deviation from normal in the position of the uterus when there are sharp cutting pains across the hypogastrium from side to side. It is also to be used for neuralgias reflex from uterine irritation and that, too, whether it be the nerves of the head, chest or limbs that are involved.

Another remedy to be compared with Pulsatilla is *Caulophyllum*. This is a remedy that we have not had many years, and yet it so useful that we would not now be able to get along without it. Its main characteristic is intermittency of pains. If they are neuralgic and reflex from uterine disorder, they are intermittent in character. They are usually sharp and crampy, and appear in bladder, groins and lower extremities. During labor *Caulophyllum* is indicated when there is extreme uterine atony. The pains may be as severe as ever, yet there is apparently no expulsive effort. It is often indicated in nervous women in whom pain seems to be intolerable. The pains are spasmodic and fly about from place to place, now in the groins, then in the abdomen, and next in the chest, but not going in the direction of the normal pains. The patient seems to be exhausted. There is great exhaustion of the whole system. She can scarcely speak at times, so weak is the voice. These are symptoms which call for *Caulophyllum*. It has been used here by most physicians in the low potencies, although all potencies may be used. It may also be indicated during the last weeks of pregnancy when the patient suffers from false labor pains, these consisting of painful bearing-down sensations in the hypogastrium. I have known a single dose to stop them after they had lasted for hours.

I have next to speak of *Helonias dioica*, or the false unicorn, one of the order of Liliaceae. This is one of the new remedies and it is one which has proven itself worthy of a place by the side of the well-tried Pulsatilla. It is serviceable in females who are run down as to their nervous system; who are easily fatigued by any work and who complain of a tired backache, this tired feeling extending into the limbs. They seem to feel better when they are working than they did when they commenced to work. Now this is not the *Rhus tox.* condition. It is not due to a limbering-up of stiff joints as under the latter remedy. The reason for the symptom is, that some of the languor passes off as the patient continues her labors. The backache is usually situated in the lumbar region just over the site of kidneys, or it may appear lower down and affect the sacral region. Pain in either of these situations may accompany uterine disturbances. You will find also that *Helonias*

is useful for suppression of the menses (here it is quite akin to Pulsatilla), when the kidneys are congested. It seems as if the monthly congestion, instead of venting itself as it should through the uterine vessels, has extended to the kidneys, giving rise to albuminuria. The urine is scanty and turbid. Then, again, you find Helonias called for after confinement, when there is a tendency to prolapsus and other malpositions of the uterus. The patient complains of heaviness and dragging in the pelvic region. There is a sensitiveness which has been expressed as "consciousness of the existence of a womb." You know that we are not conscious of our internal organs. They move and perform their respective functions without any sensation. The minute your sensations tell you that you have a stomach or liver, that minute you begin to have disease there. Accompanying these symptoms of prolapsus and of uterine over-sensitiveness, you will notice too long-lasting lochia, if I may use that term. To be more exact, I should say that there is a sanguineous discharge, which continues for weeks after confinement. I can recall a case which I treated last winter. It was that of a lady who gave birth to a very large child, and suffered afterwards from prolapsus uteri. I gave her several remedies without relieving her, so that at the end of three months, she was still uncured. About this time she began to complain of tightness across the chest, with cough and some little bloody sputum. Her mother before her had died of phthisis after giving birth to twins, so I feared serious lung affection. Phosphorus did no good; Nux did no good. I studied up the case more thoroughly. She told me that she felt as though there were a heavy weight over the chest on the sternum and a feeling as though the chest had been gripped in a vice with that sore feeling which follows. This annoyed her when she awakened at night. These chest symptoms were symptoms that had been noticed in the male provers of Helonias. However, I gave that drug, which entirely removed that symptom and the prolapsus. Then, again, with the Helonias you frequently find a tendency to inflammation of the vulva and vagina with formation of pus. You may also use it in ulceration of the cervix uteri. With this, there is a leucorrhœa which has a bad odor, and every little exertion tends to produce a flow of blood. With these symptoms there is almost always persistent itching about the genitals with or without the formation of blisters or sores. During labor itself we know little or nothing concerning the value of Helonias.

A drug to be placed by the side of Helonias is *Senecio aureus*. This drug causes inflammation of mucous membranes, so that you find it

useful when there is tendency to catarrh of the nose, throat and lungs, particularly in women. It is especially suited for nervous, excitable women who suffer much from sleeplessness, traceable to uterine irritation, as from prolapse or flexion of the uterus. The patient suffers from scanty menstruation, and she is apt to be tearful. There is dry teasing cough, with stitching pains in the chest and blood-streaked sputum. The bladder sympathizes with the uterine disease. There is much pain at the neck of the bladder causing pain, burning and dysuria. After the onset of the menstrual flow the chest and cystic symptoms become modified or cease, thus showing how intimately they are related to the irregularity in the menstrual effort.

Another drug is the *Aletris farinosa*. This one of the most bitter substances known. It is closely allied to Senecio and Helonias. In allopathic parlance it is a tonic. It is especially useful in women who in addition to the uterine trouble and leucorrhœa, have extreme constipation, great effort being required to effect an evacuation from the bowels. There is great accumulation of frothy saliva. There must also be mentioned for Aletris as a remedy, weakness of digestion; food distresses the patient and lies heavily in the stomach.

Cyclamen is very similar to Pulsatilla. They are both suited to chlorotic and anæmic women, and they both have some trouble with the digestion, and intolerance of fatty foods. The menstrual colic and irregularities are almost identical in the two drugs. The same kind of melancholy is common to both. Cyclamen may be distinguished from Pulsatilla by these symptoms: Generally, but not always, there is more thirst with the Cyclamen patient. The Pulsatilla patient feels better in the open air, the Cyclamen does not. The Cyclamen patients suffer from a peculiar kind of debility or torpidity, both of mind and body, with languor. They cannot think. They are better when aroused and forced to exercise. When they get up in the morning they feel so heavy and languid that they feel as though they could scarcely go through the day's duties, but when they once get to work they go on tolerably well until night time. That is Cyclamen, and it is very much like Helonias. They suffer, too, from dulness of the senses with flickering before the eyes. You often find this in weak anæmic women. They see various colors before the eyes, very much as under *Santonine*. Sometimes they have half-sight. The indigestion with which they are troubled has this to characterize it: Formation of flatus which causes colic at night, forcing the patient to get up and walk about for relief.

It yet remains for me to speak of *Hydrastis Canadensis*. This is a remedy which acts even more powerfully on mucous membranes than does Pulsatilla. It causes catarrh of the mucous membranes of the nose, stomach, bowels, bladder, uterus and vagina, the discharge, however, being more acrid than it is under Pulsatilla, and of a thick yellow or bloody appearance; in uterine affections Hydrastis is indicated for prolapsus uteri with ulceration of the cervix. The leucorrhœa is watery at times, and at other times thick, yellow and excoriating; this condition being associated with gone, weak feeling at the pit of the stomach and well-marked palpitation of the heart. The tongue is moist, and coated of a dirty yellow color and takes the imprint of the teeth. The face is sallow, and the eyes are sunken and surrounded by dark rings. The bowels are apt to be constipated, the stools being coated with mucus or intermixed with mucus.

Lastly, *Lilium tigrinum*, which helps in uterine complaints when there are sharp pains across the abdomen from one ilium to the other, but in addition there are marked bearing-down pains, making the patient cross her limbs. She places her hand over the vulva to support the viscera.

Pulsatilla cures a fever with these symptoms. The head is hot and the lips are dry. The patient is constantly licking his lips to moisten them, yet he does not wish to drink. It may also be used in intermittent fever after the abuse of quinine when thirst appears at two or three o'clock in the afternoon; then comes chill without thirst, and anxiety and oppression from venous congestion of the chest. The patient is sleepy yet she cannot sleep. Sometimes one hand is hot and the other cold.

Pulsatilla is indicated in measles. I think that it is often given in the wrong place. It is indicated when the catarrhal symptoms are prominent and we have coryza and profuse lachrymation. The cough is usually dry at night and loose in the day time. The child sits up in bed to cough. It may also be used when there is earache. Do not give Pulsatilla in the beginning when the fever is high. You should begin the case with *Aconite* or *Gelsemium*. The eruption may come out to its full extent or it may have a dark appearance.

Kali bichromicum is to be used when instead of simple catarrh of the eyes you have pustules developed on the cornea. The throat is swollen and pains go from the throat into the ears, the salivary glands are swollen, and there is catarrhal deafness.

In neuralgia, Pulsatilla is indicated when the pains are jerking,

erratic and paroxysmal and as they continue they become more and more unbearable.

Spinal irritation is also an indication for the drug. The neck, and in fact the whole body, feels as stiff as a board. The small of the back feels as if tightly bandaged. There are pains in the sacral region, worse on sitting and when bending backwards. The joints feel weak, as if they would become readily dislocated. Rest relieves these symptoms, hence the patient is better after sleep.

In backache, worse from sitting, you may think of *Zincum*, *Kobalt*, *Sepia* and *Cannabis indica*.

The sleep symptoms of *Pulsatilla* are very characteristic. The sleep is restless with frequent waking and troubled dreams; on waking the patient is dull and listless.

In sleep symptoms *Pulsatilla* and *Nux vomica* differ very much. While the former is wide awake and full of ideas in the evening, *Nux* is sleepy in the evening. The *Nux* patient awakes at three or four o'clock in the morning feeling rested. He then goes to sleep again and awakes at the usual time feeling a great deal worse.

Cocculus has sleeplessness from pure mental activity. Sickness follows very slight deprivation of sleep.

Sulphur has "slightest noise at night awakens the patient."

LECTURE XXXIV.

RUBIACEAE.

Rubiaceæ.	{	Rubia tinctoria. (Madder).
		Galium. (Also a red dye).
		Cinchona.
		Ipecacuanha.
		Coffea.
		Mitchella.
		Gambier.

TO-DAY, gentlemen, we have before us an order of plants from which we derive three very valuable drugs, *Cinchona*, *Ipecacuanha* and *Coffea*. This order also gives us *Gambier* (a drug not used in our materia medica) and *Mitchella*, besides several dyes, as the famous Madder and Galium.

From the fact that these dyes are red, the order derives its name.

The first one on the board is the *Cinchona*, frequently, although improperly called *China* in our nomenclature. We will now proceed with its consideration:

CINCHONA RUBRA.

Cinchona.	{	Ipecac., Arsenic, Ferrum, Veratrum alb., Carbo veg.
		Phosphoric ac., Phosphorus, Rhus tox., Bryonia, Pulsatilla.
		Nux v., Podophyllum, Eupat. perf., Natr. m.
		Chinin. sulph., Aranea diadema.
		Lachesis, Cornus florida, Eucalyptus.
		> Pulsatilla, Arsenic, Ipecac., Veratr. alb.
		< Selenium, Digitalis.
Cinchona.	{	Loss of fluids.
		Anæmia.
		Ill effects of sudden or acute diseases.
		Hæmorrhage.
		Fevers: malarial, intermittent, hectic.
		Digestive organs.
		Rheumatism.
		Neuralgia.

Cinchona is certainly a wonderful drug, wonderful in the many varieties of its species, wonderful in its composition and wonderful in its effects. It also has an historical value to homœopathists as being the drug which led Hahnemann to the discovery of *the* law of cure, and enabled him to establish homœopathy as a fixed science. It is not a little singular that the natives of Peru, especially in the early days, would not permit the Cinchona tree to be touched, as they believed it to be poisonous and under the charge of special gods. They were therefore not a little astonished when Europeans became engaged in the occupation of stripping the bark from the trees and exporting it to Europe. The Cinchona industry has now grown to such an enormous extent as to demand certain restrictions in its gathering and exportation lest the species become extinct. New trees are being continually planted, so that there is no danger of extermination of the drug.

There are several varieties of the Cinchona bark of which, however, I can mention but three, namely, the pale bark, the Calisaya or yellow bark and lastly the red bark, or Cinchona rubra. There are some thirty or forty other species known.

A physician in the West, the value of whose experiments I am inclined to doubt, claims to have discovered in Cinchona rubra a certain specific against intemperance, or the thirst for liquor. He gives the bark in appreciable doses and claims that in a time varying from one to four weeks it will cure the most confirmed inebriate of his pernicious appetite.

In publishing the accounts of his observations in the journals, he says that he was led to his discovery on treating an "old sot" who had never known a sober day until he had chills and fever, which was cured by red bark.

Cinchona contains, as you will notice by this schedule on the board, quite a number of alkaloids or active principles:

Cinchonine, $C_{20}H_{24}N_2O$.

Cinchonidine.

Quinine, $C_{20}H_{24}N_2O_2$.

Quinidine.

Quinamine, $C_{20}H_{26}N_2O_2$.

Quinic acid.

Cincho-tannic acid.

Besides these there are many others. They differ from each other in chemical composition only in the amounts of carbon, hydrogen, nitrogen and oxygen they contain.

It now remains for us to study the general effects of Cinchona before we proceed with our consideration of its symptomatology.

It has been determined that a solution of Quinine of one part to ten thousand acts destructively on infusoria. Thus it will destroy the poisons that propagate many of the contagious diseases, as puerperal fever, scarlatina, etc. The use you may make of this property is this:

When going from one case of puerperal disease to another, you may bathe your hair and whiskers in a solution of Quinine in bay-rum. This will destroy all danger of carrying contagion and will not prove a source of annoyance to yourselves. On the contrary, it will aid the growth of the hair and beard.

Quinine also has a destructive effect on amœboid motion, which form of motion has been observed in the white corpuscles of the blood, or leucocytes. This is one reason why allopathic physicians have used it to prevent inflammation. Quinine also retards change of tissue. That is one explanation of its tonic effect. You will see that this property of retarding waste is still more marked in *Coffea*.

Quinine also acts upon the heart substance, weakening that structure. Thus there is impaired circulation.

Another effect of Quinine when experimented with by subcutaneous injections is that large quantities destroy the ozonizing powers of the blood.

It also tends to act on the spleen, producing congestion, inflammation and enlargement of that viscus.

There is still one other property of Quinine which it may be well to remember, and that is its power of abolishing reflex action when taken in large quantities.

Now let me give you the symptoms of cinchonism, that is; the symptoms which follow the excessive use of Cinchona. You will find quite prominent among all the other symptoms an increase of appetite from stimulation of digestion. Soon nausea and vomiting show themselves and even diarrhœa may be added to the gastric disturbances. Then the head becomes affected. There is a peculiar sensitiveness to external impressions, to noises, to bright lights or to anything that is apt to render the patient irritable. There is experienced a peculiar form of headache, which is characterized by dull aching and at other times by throbbing in the head. There are well-marked ringing or roaring sounds in the ears, a very characteristic effect of Cinchona. Vertigo still further complicates the case. If the use of the drug is still persisted in, deafness follows.

In other cases there appears a sort of Cinchona intoxication which is not unlike that produced by alcohol. This is followed by delirium, dilated pupils, then complete stupor with difficult respiration and finally convulsions, these convulsions arising from anæmia of the nerve centres and not from congestion as is the case with Belladonna. In extreme cases, collapse and death from paralysis of the heart end the patient's life. These, then, are the general effects of Cinchona, when that drug is given persistently in increasing doses and at short intervals. They may vary in severity from a simple ringing in the ears to all the symptoms of complete poisoning.

Hahnemann has taught us that the anæmia which the Cinchona causes renders it useful only when debility or anæmia comes from loss of fluids. In the allopathic school it is used in all forms of debility, given either alone or in combination with iron or sherry wine. But, as I have said before, we have learned from Hahnemann that it is only useful in the anæmia which results from loss of fluids. Hence, we may use it for the results of hæmorrhage, whether it be from the mouth, lungs, or uterus. You may use it when long-lasting diarrhœa has exhausted the patient. It may even be used when the condition has proceeded further than a simple debility, and that horrible disease known as hydrocephaloid has developed.

In such cases, when Cinchona is the remedy, the child has these symptoms: After violent or long-lasting cholera infantum, it becomes drowsy, the pupils may be quite large, the breathing is very rapid and superficial; the diarrhœa may have ceased, or the movements may be involuntary; the surface of the body is rather cool, especially the prominent features about the face; thus, the ears, nose, and chin are cold. In just such cases as this, Cinchona will, if there is any vitality remaining, restore the patient to health.

If it should fail, you may still fall back on *Calcarea phosphorica*, a similar but more deeply-acting drug.

In applying Cinchona to the debility resulting from sexual excesses, remember that it is only curative for the debility resulting from the excessive loss of semen. If there are constitutional troubles it is worse than useless.

Now let us pause and study the relation which Cinchona bears to other drugs applicable to debilitated and anæmic conditions.

Ferrum is indicated in pure anæmia, with an appearance of plethora.

Arsenicum is the remedy for debility resulting from overtaking of

the muscular tissues, such as follows prolonged exertion, climbing mountains, etc.

Phosphorus is preferably indicated in prostration which is very sudden in its onset, when the nervous system is exhausted. Hence, we may sometimes have to use this drug in quite a variety of diseases, in scarlatina, in measles, in diphtheria, and, in fact, in any disease in which the nervous system seems to have sustained a sudden shock or blow. This is not a Cinchona case, remember.

Phosphoric acid is somewhat different from Phosphorus again. It is to be thought of in debility of nervous origin, when it is not connected with any pain except, perhaps, a simple burning in the spine or in the limbs. The mind is rather apathetic, and the patient is inclined to be drowsy and sleepy. The characteristic of this sleepiness is that he is easily aroused from it and is wide awake.

Zincum is good when the brain becomes affected in the course of nervous diseases, scarlatina, or summer complaint of infants. Especially is it useful in scarlatina when the child has not sufficient strength to develop an eruption.

You may use Cinchona for hæmorrhages, and here you can scarcely do without the drug. The hæmorrhage may come from any orifice of the body; the blood is apt to be dark and clotted; the flow is so profuse as to have almost produced exsanguification of the body; there is coldness of the face, in fact, of the whole body, and the features are collapsed; there is gasping for breath; the patient demands to be fanned. Now, this fanning is desired, not for the purpose of cooling the patient, but is called for because of the instinctive demand for more oxygen, which the fanning produces by changing the strata of air inhaled. Cinchona is frequently called for in ante- and post-partum hæmorrhages; in such cases you do not give it in a single dose, but repeatedly at short intervals until the consequences of the hæmorrhage have been removed.

There is another condition in which I would recommend Cinchona, and that is, when retained placenta is attended by hæmorrhage. *Pulsatilla* does no good. I know that it has been recommended in these cases to take away the after-birth by manual interference, but it has been my practice to administer Cinchona until the tonicity of the uterus is restored and then remove the placenta.

The nearest remedy to Cinchona in these symptoms is *Ipecacuanha*, which is useful when there is profuse bright red flow of blood, usually accompanied by nausea, and sometimes by very hard, labored breathing.

Sometimes there is coldness of the surface of the skin, which is covered with cold sweat. It is one of our best remedies in the hæmoptysis of incipient phthisis.

Belladonna is useful when the hæmorrhage is of bright blood, coagulating rapidly, and feeling hot to the parts over which it flows.

Trillium controls hæmorrhage when the flow is either bright red or dark, and occurs in women who flood after every labor.

Millefolium is suited for a profuse, bright red flow; it is much like Aconite, but it lacks the restlessness and anxiety of that remedy.

Sabina is to be used when the flow is bright red, and is attended with pain extending from the pubes through to the sacrum.

Carbo vegetabilis is to be given when there is a continuous passive hæmorrhage. The patient wants to be fanned. The skin is cool and bluish, and the pulse rapid and weak.

Secale is said to be best adapted to thin scrawny women. The flow of blood is passive; it is attended with tingling in the limbs. Although the surface of the body is cold, the patient persistently expresses her desire to be uncovered.

Erigeron is said to be useful in profuse hæmorrhage similar to that of *Sabina*, but associated with irritation of the bladder and rectum.

Hamamelis is suited to passive venous hæmorrhages, especially when the part from which the flow of blood proceeds feels sore and bruised.

Acalypha indica is useful in hæmoptysis after fits of dry coughing.

You may also compare *Ledum*, *Vinca minor*, and *Cinnamomum*.

After reaction has been established after hæmorrhage, you may still give Cinchona if there is headache with violent throbbing of the carotid arteries. This is not a *Belladonna* symptom. It is here an indication of anæmia, whereas under *Belladonna* this symptom is indicative of hyperæmia.

You may have to use Cinchona to cure asthenopia, but only when it occurs as the result of hæmorrhage or loss of fluids. An examination with the ophthalmoscope shows the disk to be pale and anæmic. The pupils are apt to be dilated; the eyes ache on attempting to use them, as in reading or writing, and objects blur.

We now come to the study of the action of Cinchona on the digestive organs. It is very useful for dyspepsia, occurring especially after loss of fluids. Digestion is so weak that the stomach cannot tolerate any food at all. Should the patient's supper come to him later than usual, he is sure to suffer in consequence. The stomach is distended with flatus but belching relieves only momentarily. The least food or drink taken

increases this symptom, so that he feels full after taking but a small quantity, as though he had eaten an enormous meal. He complains often after eating of a sensation as of a lump in mid-sternum, as though food were lying there. This is situated higher up than is the "hard-boiled egg" sensation of *Abies nigra*. *Pulsatilla* also has the same sensation in the same locality.

You may also use Cinchona in the gastric troubles of children who are continually asking for dainties. Substantial kinds of food they will not touch. On awaking in the morning they are cross and irritable. They have a bad taste in the mouth and a white-coated tongue.

Cinchona is useful in some diseases of the bowels, especially when associated with marked tympany. The abdomen is enormously distended; when you percuss it, it gives forth a sound almost like that from striking the tense head of a drum. It is particularly when this tympany occurs early in the disease that Cinchona does good; then this symptom shows early debility. Later in the course of the disease, when it results from decomposition, Cinchona is less valuable, and you must resort to such remedies as *Terebinthina*, *Colchicum*, etc.

The diarrhœa of Cinchona is very characteristic. The stool is lenteric in character. It is either worse at night or after eating. This is attended with rapid exhaustion and emaciation. In appearance, the stools may be yellow, watery, or brown, and very offensive. Cinchona is one of our best remedies for diarrhœa occurring in hot weather after eating fruits.

The nearest allies to the drug here are *Ferrum*, *Arsenicum*, *Phosphoric acid*, *Oleander*, *Iris versicolor*, and *Podophyllum*.

Arsenicum and *Ferrum* both have profuse lenteric diarrhœa, coming on during or after eating.

Phosphoric acid differs from Cinchona in that, while the stools are frequent and copious, they are not attended with much debility.

Iris versicolor is indicated in summer diarrhœa. The stools are copious and are associated with vomiting. The patient is worse at about two or three o'clock in the morning. It differs from *Veratrum album* in the absence of coldness.

Podophyllum is to be used for profuse gushing diarrhœa, coming on in the morning, or more during the day than at night. The stools may contain undigested food and often, in children, deposit a mealy sediment.

The *Oleander* diarrhœa is also lenteric. The patient passes in his stool the food which he had eaten the day before.

Cinchona, as you all know, is a valuable remedy in the treatment of chills and fever, particularly for that form of intermittent fever which arises from marsh miasm. It is useful either in fevers of the tertian or of the quartan type. The chill and heat are usually unaccompanied by thirst, but there is thirst either before or after the chill. During the chill the patient sits as near as possible to the fire or wraps himself up warmly in blankets; but the *warmth thus obtained does him no good*. The chill is followed by long-lasting heat, during which the patient desires to uncover. He is then usually without thirst. His face is fiery red, and he is often delirious. The sweat which follows is profuse and debilitating. The apyrexia is by no means free from symptoms. The face is sallow, dingy-yellow, from bilious complications, the spleen is enlarged, and there are aching sore feeling in the splenic region, and total loss of appetite or canine hunger. The feet become œdematous often from disturbance in the composition of the blood, but mostly from interference in the hepatic and splenic circulations. Sleep is greatly disturbed, and the patient, so soon as he closes his eyes, sees figures, etc., before him.

The *Sulphate of Quinine* has these same symptoms, with this in addition, the chills recur with clock-like regularity. But both drugs may be indicated in an anteponing type of fever. Cinchona and its preparations have been so much abused in the treatment of intermittent fever that it is necessary to carefully differentiate them from their concordant remedies.

First of all *Cornus florida*. This has sleepiness long before the chill; the patient feels chilly, but is warm to the touch; the heat is associated with drowsiness, and is followed by profuse sweat.

Menyanthes is excellent when the chill predominates, with icy coldness of the tips of the fingers; in fact, all peripheral parts of the body get cold.

In *Capsicum* the chill begins in the back, with thirst. The patient feels better from heat applied to the back and from wrapping up, just as under Ignatia.

Eupatorium perfoliatum is useful when the chill comes in the morning, or in the morning of one day and the afternoon of the next; but usually, however, at nine o'clock in the morning. The chill is often preceded by thirst and bitter vomiting. The drinking of water makes the patient chilly. The fever is usually followed by very slight sweat.

Lachesis may be used after the abuse of Quinine, when the chills return in the spring.

Eucalyptus is a remedy which has been highly recommended in malarial fevers, but I must say to you that I know little or nothing about it.

Ipecacuanha is useful in intermittent fever when the type has been spoiled by Quinine. You can obtain no clearly defined picture of the case. Everything is confused. *Ipecacuanha* seems to have the property of developing the symptoms and of curing the case, or it provides you with sufficient data to enable you to select the appropriate remedy. The characteristic symptom of *Ipecacuanha* during the paroxysm is short chill, followed by long fever. Usually we find gastric symptoms, with a preponderance of nausea. Another remedy which may be utilized for the removal of the bad effects of Quinine is *Arsenicum*. It is called for when the paroxysms occur more or less periodically. Thirst is great. The spleen is swollen. Dropsical symptoms appear. Paroxysms of neuralgia appear in the face, and recur quite regularly. *Arsenicum* may be indicated when almost any form of disease assumes the malarial type. In these cases you will find the ordinary remedies of no value whatever.

Still another remedy in severe cases is *Carbo veg.* This is especially of service after the abuse of Quinine, when there is thirst during the chill; when the body is icy-cold, and especially is this coldness noticed from the knees down; and when there is lack of reaction. You will be surprised to see how nicely an apparently hopeless case will rally under one or the other of these remedies.

There is a constitution developed by the marsh miasm for which it is necessary to use deeply acting remedies. Foremost among these stands *Aranea diadema*. This drug is suited to persons who may not have any distinct type of fever, but who suffer at every cold or damp change in the weather. The symptoms seem to be ill-defined. At one time they feel dyspeptic, at another they ache all over; but in all cases the constitutional taint is at the bottom of the whole trouble. *Aranea diadema* will so change the type of constitution that the patient will escape any further injury when exposed to dampness.

In some cases you will have to use *Ferrum* as an antidote to Quinine, especially when we have the masked anæmia peculiar to this drug. The face is easily flushed, and the bloodvessels throb. The spleen is enlarged, and dropsical symptoms are manifested mostly about the feet.

Cinchona, to return to that drug, is also of essential service in the treatment of hectic types of fever, such types of fever as indicate a long-lasting suppurative process. The surgeon is called upon to em-

ploy this drug very frequently when, after emptying an abscess, symptoms of hectic fever develop. The cheeks are red. The patient is excessively nervous, the nervous irritability being greatly disproportionate to the patient's strength. He is so greatly prostrated by the fever that he can scarcely raise his head. Diarrhœa adds to his weakness. Copious night-sweats also exhaust him. Along with Cinchona in this connection, you must place in your mind its analogues, which are chiefly *Arsenicum* and *Carbo veg.* You will often meet with a severe case in which Cinchona runs its course, and no longer produces improvement. You will then have to select *Arsenicum* or *Carbo veg.*, according to the symptoms of the case.

Carbo veg., as well as Cinchona, is to be remembered as a remedy to prevent collapse, which follows the opening of a cold abscess, such as occurs in spinal caries. The symptoms of the two remedies are almost identical, and your choice between them may be difficult unless you find other symptoms in the case pointing distinctly to one or the other drug.

Another form of suppurative trouble in which you may use Cinchona, is in suppuration of the lungs, particularly in drunkards, when the trouble is associated with hectic fever.

You may also be called upon to use Cinchona in disorganized states, either of the external tissues or of the lung substance; in the case of the latter being indicated by the hectic symptoms and by the foetid breath. Here Cinchona vies with *Arsenicum*, *Secale*, and *Lachesis*.

Do not confound the foetid breath just mentioned with that arising from certain forms of bronchitis, in which the sputum is retained a long time and undergoes decomposition in the lungs. While the patient is breathing quietly you can notice no extraordinary odor. As soon as he gives a deep cough the breath becomes horribly offensive. This kind of cough calls for *Capsicum*, and, perhaps next in importance, for *Sanguinaria Canadensis*.

You will find Cinchona often indicated in inflammatory rheumatism, not in the beginning of the disease, but later when the fever has become intermittent in its character. The joints still remain swollen. The characteristic pains in these cases are jerking and pressing. The patient will not permit you to approach, crying out with pain if you touch the affected parts, so exquisitely sensitive is the surface.

Cinchona is also a neuralgic remedy. It is especially suited to neuralgia of the infraorbital nerve on either side when the symptoms are typical in their return, and when the slightest touch or draught of cold

air makes the patient worse. If the neuralgia is of malarial origin Cinchona is increasingly indicated.

You may here compare *Cedron*, which is applicable to malarial neuralgia, usually supraorbital, when the attacks return with clock-like regularity.

In jaundice you should use Cinchona when the surface of the body and the sclerotica are yellowish. The liver is swollen and sensitive to the touch, and there is a feeling in the right hypochondrium as of subcutaneous ulceration. The stools are whitish, and are accompanied by foetid flatus, or else there is diarrhoea. It is especially indicated in jaundice arising from sexual excesses, from loss of animal fluids, from abuse of alcohol, and from gastro-duodenal catarrh.

The antidotes to Cinchona are *Arsenicum*, *Ipecac.*, *Carbo veg.*, *Lachesis*, *Pulsatilla*, *Ferrum*, and *Veratrum album*. The indications for most of these have already been given you.

LECTURE XXXV.

IPECACUANHA AND COFFEA.

IPECACUANHA.

Ipecacuanha.	{	Bry., Puls., Nux v., Cin.
		Ant. crud., Tabacum.
		Ars., Ant. tart., Veratr. alb.
		Lobelia inflata.
↓		
Cuprum.	{	> Tabac., Ars., Nux v.

IPECACUANHA CEPHAELIS is a small shrub growing in Brazil. It is bitter, acrid, and nauseous, and possesses a peculiar odor, which, in some, excites sneezing, and even asthma. In many cases the conjunctivæ are injected, with puffiness under the eyes, profuse coryza, and tension over the eyes.

Ipecacuanha contains as its active principle a substance called *Emetin*, which gives to the drug its property of producing vomiting. It also contains an acid, called Ipecacuanhic acid, and a small quantity of a foetid volatile oil. This latter constituent probably has something to do with the action of the drug on the pneumogastric nerve, and its consequent use in the treatment of asthma. Ipecacuanha is easily studied. It acts upon the nerves (especially the pneumogastric) and mucous membranes. It has been employed by allopathic physicians as an antispasmodic in asthma, and in pulmonary catarrhs. In the latter class of troubles it is used to provoke vomiting, and, of course, gives temporary relief.

Of the mucous membranes it seems to have a special affinity for those lining the bronchial tubes and alimentary canal. One of the most prominent features of this drug is its property of producing nausea, and subsequently vomiting. So prominent is this symptom, that you will find it present in almost all the cases in which Ipecacuanha is required.

Thus you will find Ipecacuanha indicated in headaches. These are of rheumatic origin. The characteristic sensation is a pain as if the

head or bones of the head were bruised or crushed, this feeling seeming to go down into the root of the tongue. This headache is accompanied by nausea and vomiting. It may also be used in unilateral sick-headaches, with deathly nausea. In these cases, the face is usually pale, blue rings surround the eyes, and the expression about the mouth betrays the intensity of the nausea. Now these symptoms are not so necessarily present in the adult as they are in the child. You see the corners of the child's mouth drawn, and a line which extends from the alæ of the nose to the corners of the mouth, giving to the child an expression of nausea, and at once suggesting to your mind such remedies as *Ipecacuanha*, *Antimonium tartaricum*, and *Æthusa cynapium*.

In that bursting headache of *Ipecacuanha* compare *Veratrum album*, which has that bruised feeling here and there in the brain. There is still another drug which has that symptom, and that is *Ptelea*.

The gastric symptoms of *Ipecacuanha* in addition to those already mentioned, are such as would call for the exhibition of this drug after indulgence in rich food, as pastry, pork, fruits, candy, ice-cream, etc.

These gastric symptoms which I have just given you for *Ipecacuanha* should be compared with those of three other remedies, the most important of which is *Pulsatilla*. You will at once recognize the similarities between the two drugs. They are both useful for gastric disturbances caused by indulgence in mixed diet, pastry, ice-cream, pork, fatty food, etc. *Pulsatilla* may be considered the better remedy of the two, when the stomach yet contains the food which disagrees, while *Ipecacuanha* is better when the stomach is empty and the effects of the indulgence only, remain. The best distinction between the two remedies, however, lies in the condition of the tongue. In *Ipecacuanha*, the tongue is clean or only slightly coated, whereas in *Pulsatilla*, the tongue is almost always foul, white or yellow with a very disagreeable taste in the mouth.

Arsenicum must follow or supplant *Ipecacuanha* when an actual catarrh of the stomach has been produced by indigestible food, especially after sudden chilling of the stomach with ice-cream or ice-water. There are vomiting, burning pains in the stomach, diarrhoea, restlessness, etc.

Antimonium crudum, like *Ipecacuanha*, is suitable for gastric catarrh, following a mixed diet of pastry, etc. The tongue is thickly coated white as if it had been whitewashed.

Ipecacuanha may even be indicated when, in the case of children, indulgence in rich food has produced convulsions.

Colic may occur and this is of a griping character. Either the pain is situated about the umbilicus as though a hand were tightly clutching

the intestines; or the colic consists of cutting pains which shoot across the abdomen from left to right. The stools are either green as in diarrhœa of infants or they are yellow and liquid, and covered with mucus and blood. Sometimes, they have a fermented appearance and look like molasses. That is as good a comparison as I can give you; the stool looks just like molasses when it is frothy. At other times, the stools are black from admixture of bile. Some of these diarrhœas are associated with tenesmus, indicating catarrh of the lining membrane of the bowels.

Ipecacuanha you will find frequently indicated in the commencement of cholera infantum. You find present pallor of the face with the blue rings around the eyes, the fontanelles are still open, showing defective nutrition; the child may have nose-bleed with the pale face; it is drowsy with starting and jerking of the muscles during sleep. The child is subject to frequent attacks of nose-bleed. The condition already simulates that of hydrocephaloid. You must not think because Ipecacuanha is wedded so closely to stomach symptoms, that it cannot be indicated in this reflex cerebral state. You will find nausea and even vomiting usually present. The child eats or drinks and vomits what it has taken almost immediately afterwards. Particularly is Ipecacuanha indicated in these cases as a remedy preceding the exhibition of *Arsenicum*. *Arsenicum* is complementary to Ipecacuanha in these abdominal affections.

In some of these cases of gastro-intestinal troubles in children it will be your misfortune to have Ipecacuanha and the other remedies just mentioned to fail. Then it will be well for you to bear in mind the following remedies, which, though infrequently indicated, may prove themselves to be of inestimable value.

Oenothera biennis, the evening primrose, common in fields and waste places, is an invaluable remedy in exhausting, watery diarrhœa. It does not act, as has been suggested, as an astringent, by its tannic acid, but is a genuine homœopathic remedy, producing and curing diarrhœa. The evacuations are without effort, and are accompanied by nervous exhaustion, and even with incipient hydrocephaloid.

Gnaphalium causes a watery, offensive morning diarrhœa, which repeats itself often during the day. The provers were children, and well have they portrayed a very common group of cholera infantum symptoms. They had rumbling in the bowels, colicky pains, and were, at the same time, cross and irritable. The urine was scanty, and the appetite and taste were lost. A writer in the *Homœopath* used this drug

very successfully last summer, and Dr. Hale refers to it in his Therapeutics.

Geranium maculatum is also a successful baby's remedy. Dr. Hale devotes eight pages to Geranium and other astringents, dividing their action according to his rule of primary and secondary symptoms, and deducing thence two propositions for use in practice. The provings, brief though they are, help us in the choice of the drug: constant desire to go to stool, with inability for some time to pass any fæcal matter, then the bowels move without pain or effort. Mouth dry, tip of tongue burning. Allopaths use it as an astringent.

Paullinia sorbilis has been suggested for diarrhœa which is green and profuse, but odorless.

Opuntia comes to us recommended by so careful an observer—Dr. Burdick—that, although I have not used it, I do not hesitate to present it anew. Nausea from stomach to bowels; feels as if the bowels were settled down into the lower abdomen (confirmed in adults). In infants we may perhaps look to this drug when the lower part of the abdomen is the seat of disease, as this seems to be its characteristic seat of attack.

Nuphar luteum causes a yellow diarrhœa, worse in the morning, either with colic or painless. It has been employed for diarrhœa during typhoid, and indeed seems to cause nervous weakness. Whether it will be of service for infants remains to be seen. We should look to it when Gamboge, Chelidonium, etc., fail, and when exhaustion is a prominent attendant.

Kali bromatum has been several times given successfully in cholera infantum when there were great prostration, cool surface and symptoms of hydrocephaloid. Compare Cinchona (incipient hydrocephaloid, following prolonged or oft-repeated diarrhœic discharge), Calcarea phos., Carbo veg., Veratrum album, Camphor, etc.

Another effect of Ipecacuanha and one which is just as characteristic as its action on the bowels, is its action on the mucous membrane of the respiratory tract. Thus it may be used in coryza. The nose feels as if stuffed up, often there is epistaxis, loss of smell, nausea and some catarrh of the bronchial mucous membrane.

You may compare here *Allium cepa*, which is an excellent remedy for simple nasal catarrh when the nasal secretion is watery and acrid. Lachrymation is mild. There are, rough raw feeling in the throat and cough provoked by tickling in the larynx. I may say in qualifying these symptoms of Allium, that although it quickly stops the nasal catarrh,

it seems to drive the trouble to the chest. *Phosphorus* seems to stop this action of *Cepa*.

Euphrasia is very similar to *Cepa* in nasal catarrh. Here, however, we have excoriating lachrymation and bland nasal discharge.

Arsenicum follows *Ipecacuanha*, in the catarrhs of fat, chubby children.

Affecting prominently, as *Ipecacuanha* does, the pneumogastric nerves, we would expect it to be useful in affections which involve these nerves, as asthma, in which disease it is indicated when there is a sensation as of constriction of the chest worse from the least motion. The patient coughs and you hear the rattling of mucus in the chest, yet none is expectorated. Especially will you find this kind of asthma calling for *Ipecacuanha* in stout persons of lax fibre, either adult or child, and who are especially sensitive to a warm moist atmosphere.

Very similar to *Ipecacuanha* in asthma is *Arsenicum*, which often follows it well either in catarrhal or nervous asthma.

Cuprum is also useful in asthma when the spasmodic element predominates. The face gets blue; there is constriction of the throat; the patient almost goes into convulsions.

Another drug closely allied to *Ipecacuanha* is *Lobelia inflata*. This has with the asthma, a weak sensation in the epigastrium, spreading up into the chest, nausea, profuse salivation, and a feeling as of a lump in the stomach.

Ipecacuanha is one of the best remedies we have for capillary bronchitis of infants, especially if caused by the kind of weather I have described. There is a great accumulation of mucus in the chest. The examining ear hears rales all through the chest, both anteriorly and posteriorly. The cough is spasmodic and usually attended with vomiting of phlegm. There may be fever and *Ipecacuanha* still be indicated. The child may have great difficulty in breathing from the great accumulation of mucus in the chest. In such cases, I have used the remedy in all potencies, that is to say from the third to the twenty-thousandth, and I have been well satisfied with its action. When *Ipecacuanha* is indicated the stage for giving *Aconite* has passed, because exudation has begun. If you adhere to the principles of homœopathy, you will not give *Aconite* and *Ipecacuanha* in alternation. After giving *Ipecacuanha*, you will notice that the mucus does not adhere so firmly to the walls of the bronchial tubes, but it becomes less tenacious and is raised more readily.

Let me warn you that there are two or three changes, which will call for concordant remedies. One of these changes calls for *Antimonium*

tartaricum, and that is when the cough grows less and less frequent, the quantity of mucus in the chest not diminishing in amount. The infrequency of the cough is not a good symptom although the mother will think so. The chest is so filled with mucus that the child cannot cough. He grows more and more drowsy. In giving *Antimonium tartaricum* in these cases, give it in frequent doses until the cough increases.

Another change calls for *Phosphorus*, and that is when the inflammatory symptoms increase and the substance of the lungs is involved and pneumonia obtains. Then *Ipecacuanha* ceases to be the remedy. Any one who practices in the colder parts of the country will find these catarrhs frequent, and with *Aconite*, *Ipecacuanha*, *Antimonium tartaricum* and *Phosphorus*, he can manage the great majority of his cases.

Still other remedies may be needed. In some cases, *Antimonium tartaricum*, though apparently well indicated, fails to control the symptoms. Then we may have recourse to *Sulphur*, which produces in the healthy, catarrh of the bronchial mucous membrane with loud rales all through the chest, especially in the left lung. Especially is it indicated when there is atelectasis. In just such cases, I have used *Sulphur* with success.

Another remedy is *Terebinthina*, which I have used when the child was drowsy and the lungs seem to be all clogged up. The urine is apt to be scanty and almost dark from the admixture of blood. *Terebinthina* must be given repeatedly.

Still another remedy is *Lycopodium*, which affects more the right lung. Loud rales are heard all through the affected part. Expectoration is yellowish and thick.

We may be called upon to give *Ipecacuanha* frequently in whooping-cough, this by virtue of the spasmodic character of the cough and the action of the drug on the pneumogastric nerve. You will find in addition to the symptoms already mentioned, that there are spasmodic convulsive symptoms present. During the cough, the child stiffens and becomes rigid (from tonic spasm of the extensor muscles), loses its breath and turns pale or blue in the face. Finally it becomes relaxed and vomits phlegm which of course relieves. While *Ipecacuanha* is of excellent service here, you are reminded of two other drugs which are similar.

One of these is *Cina*, which I must ask of you to remember as being something more than a mere worm remedy. This remedy is useful in whooping-cough with the same kind of rigidity that I have described

for Ipecacuanha but there is in addition a clucking sound down the œsophagus as the child goes out of the paroxysm. If in addition to this symptom, you also have grinding of the teeth, Cina is certainly a better remedy than Ipecacuanha.

Cuprum is the complement of Ipecacuanha in spasmodic affections and in whooping-cough. It is especially indicated in convulsions from worms and during the course of whooping-cough. Spasms of the flexors predominate.

In fevers, we may use Ipecacuanha especially in those of an intermittent type. As I said in my lecture on Cinchona, it is one of the best drugs to give when your case is completely mixed up. It is particularly indicated when there is a short chill followed by long fever with nausea and vomiting, especially after the abuse of quinine.

Ipecacuanha is an excellent drug for hæmaturia, for hæmorrhage from the kidneys when the trouble is attended with nausea, oppression of the chest, hard breathing and cutting pains in the abdomen.

In some cases, those who work in Ipecacuanha are affected with a violent inflammation of the conjunctiva. Now this fact led Jousset to apply the drug in the treatment of ophthalmia, and he claims many successes from it in the intense conjunctivitis of scrofulous children. There are tearing pains in and about the eyes and copious lachrymation. Tears gush forth every time the lids are separated.

In closing let me give you the Ipecacuanha temperament. Studied as a homœopathic remedy, you will find it indicated in patients who are full of desires they know not for what. As a child, it cries and screams. Children are continually crying and screaming. Adults are irritable and morose, holding everything in contempt.

Bismuth seems to hinder the action of Ipecacuanha.

Opium increases its action on the bronchial mucous membrane.

COFFEA ARABICUM.

Coffea is extensively used as a beverage. Its active principle is *Caffeine*, which is identical chemically with several others, as *Theine*, the active principle of tea, and *Guaranine*, the active principle of *Paullinia sorbilis*. This Caffeine has been found to retard waste of tissue as shown by the diminution of the amount of urea excreted. It is more than likely then that Caffeine is useful when there is an extra drain on the system, particularly after one has been working hard in hot weather at which time we have two sources of loss of vitality, one the heat and the other the fatigue from labor. Then a cup of coffee is a very good

thing. So too it may be used after loss of sleep when waste is greater than it is after labor. Other things being equal, coffee is not so useful for the young as for the old. Take a man in active business life or one who works hard all day, or an elderly man in whom waste is out of proportion to repair, coffee is a remedy to retard the waste. This is the reason, I doubt not, why it is almost instinctive on the part of workmen to fall back on coffee as a beverage, because it gives them what their food will not, a certain amount of strength and an antidote to the wear and tear of labor.

What are the effects of Caffeine on the system? These bear a certain resemblance to Strychnia, for it seems to excite reflex action and if persistently given, tetanus as well. It produces sudden starting from the slightest touch of the surface of the body (just like Strychnia), and increased susceptibility to all external impressions. This increased "excito-motor" action explains many of its symptoms. Violent emotions, whether of pleasure or of pain, produce symptoms. Patients experience sudden joy and they are at once sick from the excitement. They awaken at night, without any desire whatever to return to sleep.

Coffee also produces an ecstatic state of mind. Here it finds a concordant remedy in *Cypripedium*. Especially is the latter remedy indicated in children who awaken at night from sleep and are unbaturally bright and playful, and evince no desire to go to sleep again. Such symptoms are often preliminary to some brain affection, which the timely use of *Cypripedium* may avert.

Apoplectic congestion may be cured by Coffea, particularly if an excited state of the mind has been the cause of the excessive fulness of the cerebral bloodvessels. So too, an animated conversation in which the party interested becomes greatly warmed up and has cerebral congestion, will call for Coffea. This remedy is only of value, however, in the beginning of these cases, when it is all-sufficient. But if the trouble goes on to effusion (not inflammatory effusion, but effusion of serum by oozing through the distended capillaries), then you must have recourse to *Belladonna*, *Bryonia* or some remedy more adapted to effusion than is Coffea.

Then too we have in Coffea, a remedy in eruptive diseases, when the eruption keeps the patient awake on account of the excessive itching and burning of the skin; the patient scratches even until the parts bleed. This symptom is due, in the Coffea case, to the hypersensitiveness of the skin.

Then too we may notice a fear of death, allying Coffea with *Aconite*,

this fear of death being usually present with the severe pains. All pain in the *Coffea* patient is intolerable. He cannot bear even a slight pain, which causes great complaint and crying and whining.

Coffea is often indicated in the toothache of children and of nervous people. Sometimes, you will be led to give *Chamomilla* in these cases. You find the mental symptoms indicating that drug, yet it does no good or it affords but partial relief. You may give *Chamomilla* when the face is red, when the child cannot bear the least pain and is cross and irritable, and when cold water in the mouth relieves for an instant. But if cold water relieves permanently, *Coffea* is the remedy.

The senses are all too acute under *Coffea*, not only the sense of touch but that of sight also. Under the stimulating influence of this remedy the patient may see a fine print with a degree of distinctness altogether unnatural. Distant noises seem to be magnified.

But there is an opposite to this condition produced by *Coffea* and this opposite embraces those symptoms coming from its secondary action or one of depression. We find it acting on the circulation in this way: At first, it seems to increase the frequency of the pulse, showing that there is increased action of the heart. Now, it must be remembered that this increased frequency of the pulse is not attended with an increase of force as under *Aconite*, *Bryonia* and *Baptisia*. So you see that the stimulation is not genuine. On the contrary, it weakens the heart muscle. So that after awhile, if this drug be given long enough or if coffee be indulged in as a beverage to excess, the heart exhibits a tendency to dilate.

We find *Coffea* also indicated in diarrhœa, particularly that occurring among housewives, those who have a great deal of care and trouble in the management of the household.

Then remember also the use of *Coffea* for fatigue arising from long journeys and especially during a heated term.

And this reminds me to speak to you of the similarity between the effects of *Aconite* and those of protracted heat. The effect on the circulation is nearly the same in either case. At first the pulse is increased and finally the heart muscle weakens. At last, there are languor, drowsiness and even stupor.

As analogous to *Coffea*, I would like to mention two or three other drugs that have recently been proved. *Piper methysticum*, also called *Kava-kava* and *Awa-samoa*, is largely used in Polynesia as a beverage. It has also been proved as a medicine. Its effects seem to be something like those of coffee, as it produces at first a feeling of buoyancy or

tension, as though every nerve were "strung-up" to its highest pitch. The prover feels that he can work hard without fatigue. If these effects reach their extremes, there is a feeling of mental tension as though the head were large, almost full to bursting. There is dizziness also, dizziness on closing the eyes or on directing the attention to any object. The vessels of the brain and particularly those about the base of the brain feel full as if ligated (that is the symptom given in the language of the prover). Thus far you see it is something similar to Coffea. But the reverse effects quickly follow the use of Piper, and this reverse is characterized by what we may call brain-fag. The brain feels tired on awakening, as though one had been out late at night and had lost considerable sleep or as one feels after a hard night's study. There is heavy dull aching in the head which is worse from either reading, thinking or any other use of the mind. The mental symptoms, be they those of excitement or of depression, are relieved by diversion of the mind. Further than this, Piper seems to produce convulsions, and it has cured them. The spasms simulate those of catalepsy. The mind is tired and yields to the least pressure. There is over-sensitiveness to all external impressions.

LECTURE XXXVI.

SCROPHULARIACEÆ.

Scrophulariaceæ.	Digitalis.	<ul style="list-style-type: none"> Myrica cerifera. Spigelia. Kalmia. Helleborus. < China.
	<ul style="list-style-type: none"> Gratiola. Leptandra. Euphrasia. Verbascum. Linaria. 	

FROM this order of plants, we obtain *Digitalis*, *Gratiola*, *Leptandra virginica*, *Euphrasia*, *Verbascum* and *Linaria*. We have not many symptoms for each of these drugs, and those that are known are sufficiently distinct to be easily remembered. The most important member of the group is the

DIGITALIS PURPUREA.

Digitalis contains among other ingredients two substances, one known as *Digitalin*, the other as *Digitoxin*. The latter is found in larger quantity than the former. *Digitalin* has been proved separately from the *Digitalis*. Its symptomatology, however, is, like all other alkaloids, very nearly identical with that of the original drug.

Digitalis produces among other symptoms, very early in the proving or in poisoning cases, the most distressing nausea and vomiting. This emesis is often accompanied by a deathly faint, sinking sensation at the pit of the stomach. The surface of the body is often cold, and sometimes covered more or less with cold sweat. The pulse is irregular. These early symptoms of *Digitalis* remind you of several other drugs, notably, *Antimonium tartaricum*, *Tabacum* and *Lobelia*. It is quite likely that both the latter drugs and *Digitalis* cause this nausea and vomiting by affecting the base of the brain, acting there upon the pneumogastric nerves as they leave their origin. Such symptoms as this deathly nausea and vomiting might suggest *Digitalis* in the vomiting attendant

upon cerebral disease, with meningitis, for instance, whether the meninges of the cerebrum alone, or of the cerebrum and cord combined, are involved in the inflammation.

It may even be used in the nausea and vomiting of pregnancy, and in the incipency of abortion. One of the provers, a pregnant woman, took an overdose of Digitalis and in consequence was seized with this same deathly nausea and a flow of blood from the vagina.

We may also study Digitalis in its action on the heart. Through irritation of the pneumogastric nerves, we have inhibition of the heart's action. As a consequence of this effect of the drug, the pulse becomes slow. Arterial tension is greatly increased, probably owing to the action of the drug on the vaso-motor centre, which is supposed to be at the base of the brain; the pulse is therefore primarily strong. In addition to the effect of the drug on nervous structure, we must remember it also affects muscular tissue, both of the striated and non-striated varieties. Thus it causes weakness of the cardiac tissues. This weakness varies all the way in intensity from a simple weakness to a complete paralysis of the muscular fibre. Consequently, we may very soon have added to these other symptoms, weakness of the pulse. Every little extra exertion, such as that incurred while rising from a sitting to a standing posture, increases the rapidity of the pulse, but the force of the beat is diminished. This quick pulse may become irregular, and even intermittent. With this view, then, of the physiological action of the drug, you may understand the following symptoms of the heart and respiration connected therewith.

But first let me here give you a word of caution respecting the use of Digitalis in heart affections. The tendency of this drug, like that of Lachesis and Arsenicum, is downwards. You must not use it, therefore, indiscriminately or carelessly, but only when you are guided to its selection by the symptoms of the case, or you will certainly make your patient worse. In organic diseases of the heart, Digitalis must be used with extreme caution, because it may hasten the period when nature is no longer able to compensate for the interference in the circulation by hypertrophy of the heart muscle. Nature thus may be compelled to give out. Then the heart yields to the pressure of the blood within its cavities and begins to dilate; and then we will have the train of symptoms which I will shortly give you as belonging to Digitalis. This warning is particularly applicable to the use of the drug in large doses. Given thus it may relieve for a time, but it only

hastens the fatal end. With this word of warning I now proceed to give you in detail the heart symptoms of *Digitalis*.

The heart feels as though it stood still, and this sensation is attended with great anxiety. There is a sort of indescribable uneasiness in the cardiac region which may be expressed as a sense of oppression or as tightness about the heart, or only as an uneasy feeling with weakness and numbness in the left arm. There is a feeling of goneness or sinking at the epigastrium. This is sometimes relieved by eating, but often comes on worse after eating, particularly after breakfast. There are sharp sticking pains in the region of the heart. Sometimes there is choking when trying to swallow, from reflex spasm of the glottis. The pulse is slow, often slower than the beating of the heart. In these cases, the heart beats so imperfectly that some of its pulse waves are not transmitted appreciably to the radial artery at the wrist. Any movement, such as rising from a chair, getting out of bed, or increasing the speed in walking, increases the rapidity of the pulse but causes no increase in the force of its beat. The irregular distribution of the blood owing to these alterations in the heart's functions is exhibited in quite a variety of symptoms. In extreme cases, for instance, we find even cyanosis, which suggests *Digitalis* as a possible remedy for cyanosis neonatorum. The child turns blue and falls into a syncope on the slightest motion, or else it becomes deathly sick, as you see from the expression of the face and from the involuntary gagging. If you can feel the pulse, you will find it irregular both in rhythm and volume; the surface of the body is cool. The borders of the lips are blue or purple. The child is blue around the eyes. The veins wherever they show through the skin are seen to be dark.

Other and more common illustrations of the irregular distribution of the blood may be shown in the sleep. The patient's sleep is uncomfortable and restless. He dreams a great deal; he starts up from sleep dreaming that he is falling from a great height. Sometimes, he awakens with an anxious or distressed feeling, which he may be unable to locate, but which proceeds from the cardiac affection. Mentally, the *Digitalis* patient, besides being anxious, has those gloomy forebodings incident to heart disease. He has an apprehensive feeling, ill-defined it is true, yet none the less terrible. He is apt to be sad and depressed as well as anxious. The respiration is of course changed by this action of the heart. We frequently find breathing deep, sighing and slower than normal. This symptom is almost pathognomonic of heart affection. There is often a desire to take a deep breath, but an

attempt to do so only seems to result in half-filling the lungs, which do not expand to their full capacity. Often this is attended with dry cough, which seems to be excited by deep inspiration. The deeper they attempt to breathe, the more likely are they to cough. This is a bronchial symptom altogether, and comes on from over-filling of the bloodvessels there. Suffocative spells with painful constriction of the chest, as if internal parts of the chest were grown together, are not uncommon. Sometimes, these force the patient to sit up in order that he may breathe. With these cardiac symptoms you will find Digitalis indicated in several varieties of diseases starting remotely from the heart, and yet depending either directly or indirectly upon the disease of that organ.

In almost all the affections in which Digitalis may be used there is present some one of these forms of pulse, either a slow pulse or a feeble pulse becoming irregular or quick.

For instance, dropsy may be developed and may call for Digitalis. This dropsy is not of renal origin. You would hardly think of Digitalis in dropsy resulting primarily from liver or kidney disease, but in that form occurring primarily from cardiac debility, it is at times an invaluable remedy.

Digitalis may be used with profit in a number of forms of dropsy. You may give it in anasarca when the surface of the body is bluish, rather than of the alabaster-like appearance characteristic of renal dropsies. Local dropsies, too, are present. Thus you find Digitalis indicated in hydropericardium, and even in hydrothorax and ascites, if they are connected with heart disease. In dropsies of the chest there is a remedy that is often forgotten, and that is the Sulphate of Mercury or *Mercurius sulphuricus*. Especially is this remedy useful when the chest dropsy occurs from heart or liver disease. When it acts well it produces a profuse watery diarrhoea with great relief to the patient. A very common form of dropsy calling for Digitalis, is infiltration of the tissues of the scrotum and penis. We may even use Digitalis in hydrocele when the cardiac symptoms calling for that remedy are present. The urine is often suppressed or very scanty. This deficiency in the renal secretion depends upon disordered circulation, and not upon primary disease of the kidneys. This urine may be dark red, or it may be albuminous.

Then, too, we find Digitalis causing some liver symptoms which are worthy of notice. But here, too, I hardly think that Digitalis has a direct action on the hepatic cells, affecting the secretion of bile; but

in jaundice in which the primary trouble is a cardiac disease of the type already mentioned, with ashy white stools, *Digitalis* certainly acts admirably.

The liver is somewhat enlarged and feels sore, as if bruised. Objectively examined, it is found to be somewhat indurated. With this symptom we have jaundice. The taste is bitter, or at other times, sweetish. The tongue may be perfectly clean, or at other times may be whitish-yellow. The pulse is slow, even slower than the beating of the heart. Drowsiness may supervene and even increase to stupor. The stools are of the character above mentioned. The urine is high colored from admixture of bile pigment. This jaundice calling for *Digitalis* is not such as follows retention of bile or as that caused by catarrh of the duodenum or by some obstruction of the biliary ducts, but it is due to an actual functional imperfection of the liver, that organ not taking from the blood the elements which go to form the bile.

A remedy which here compares favorably with *Digitalis* is *Myrica cerifera*, which has the following symptoms: First, despondency, that state of mind depending upon the disordered condition of the liver. The symptoms of *Myrica* are similar to those of *Digitalis*, because the origin of the jaundice is somewhat similar; because in each case the jaundice is due to the imperfect formation of bile in the liver, and not to obstruction in the flow. But the two remedies are very different in their absolute effects on the system. With the *Digitalis*, the jaundice is traced back to the condition of the heart. With *Myrica*, the case seems to be functional rather than organic. For some reason the bile is not properly formed, and therefore its elements remain in the blood. The heart is affected secondarily, slowness of the pulse thus being produced. The symptoms calling for *Myrica* are these: Despondency, dull heavy headache, worse in the morning; the eyes and sclerotic have a dirty, dingy, yellowish hue, the lids themselves being abnormally red; the tongue is coated a dirty yellow. The patient is weak and drowsy, and complains of muscular soreness and aching in the limbs. The pulse is slow. The urine is dark and turbid. You recognize at once the resemblance to *Digitalis*; but it is more superficial in its action than is that remedy, and would not be suitable for so violent a case.

In heart affections you may compare *Digitalis* with quite a number of remedies, notably, with *Kalmia*, *Arsenicum*, *Helleborus* and *Conium*.

Kalmia latifolia is a drug which belongs to the order *Ericaceæ*, along with *Rhododendron* and *Ledum palustre* and other remedies. It is a valu-

able remedy in rheumatism when it affects the chest. The pains in the Kalmia affection of the heart are sharp, taking away the breath; the patient at most suffocates, so severe are the pains. The pains shoot down into the abdomen or stomach; the pulse being slow, almost as slow as that calling for Digitalis. Kalmia is especially useful when gout or rheumatism shifts from the joints to the heart, especially after external applications to the joints. I refer here especially to the applications to the joints, of substances that are not homœopathic to the case. If you were giving *Arnica* internally and applying it locally, and if it were the indicated remedy, there would be no danger of metastasis. But if some one apply tincture of Aconite to the affected joint there would be danger of the inflammation travelling to some more vital part. The Kalmia rheumatism, like that of *Ledum*, almost always travels upwards.

Helleborus is similar to Digitalis in the slowness of the pulse. The respiration is also slow and the temperature of the body is greatly diminished, often being as low as 95° or 96° F. There is generally cerebral disease.

Spigelia also must be compared with Digitalis. It has the following symptoms: Sharp pain shooting through the heart to the back, or radiating from the heart and down the arm or over the chest and down the spine; great oppression or anxiety about the heart; palpitation of the heart worse from any movement of the arm or body; thrilling or purring sensation is felt over the cardiac region (this is just such a thrill as you feel when stroking a cat's back when the animal is purring); blowing sound over the heart. You will find *Spigelia* indicated when these heart symptoms accompany other affections, for instance neuralgia, particularly if it affects the left side of the face, commencing in the occiput and settling over and in the left eye. That is the *Spigelia* headache. Its aggravation follows the course of the sun. It commences in the morning, reaches its acme at noon and diminishes towards night. You may also use it in ciliary neuralgia with these accompanying sympathetic symptoms of the heart. Sharp pain shoots through the eye-ball and radiates in all directions, almost driving the patient mad. At other times there is a sensation as if the eye were being squeezed in a vice or as if it were enormously enlarged and was being pushed out of the head. It is one of the chief remedies to be thought of in iritis with excessive pain. I wish also to mention a symptom for *Spigelia* that the late Dr. Jacob Jeanes confirmed many times, and that

is intermittent pulse. He prescribed this remedy as an intercurrent, in many varieties of disease, when the pulse assumed this character.

It will not be unprofitable for us next to study the action of *Digitalis* on the brain. It causes symptoms which are very much like those of meningitis, even meningitis with effusion, or hydrocephalus, and also in cerebro-spinal meningitis. The symptoms from which you will have to decide are these: There is throbbing headache which is referred to the forepart of the head; delirium, which may be so violent as to simulate mania; decided errors in vision: bright balls of fire appear in the field of vision, or, like *Santonine*, objects appear of various colors, as blue or green. Still later, as the trouble progresses, mental confusion increases and amaurotic congestion of the retina takes place; the pupils become dilated and fail to respond to light and finally coma appears. There is great general prostration with coldness of the body, which is covered with a cold sweat. Even in these forms of cerebral disease, when *Digitalis* is to be your remedy, the pulse comes in as your chief guide. If the symptom buzzing in the ears, which, by the way, I forgot to mention as belonging to *Cinchona*, should suggest *Cinchona*, I entreat you not to give it after *Digitalis*, for Hahnemann tells us that, although there is a similarity in the cerebral symptoms and in the weakness, yet the drugs are inimical.

Lastly we will speak of the action of *Digitalis* on the urethra and genital organs. *Digitalis* produces an irritation of the bladder particularly about its neck, this being catarrhal in origin. The symptoms are, strangury and frequent urging to urinate while the patient is up. The patient may also have frequent urging to urinate at night. The urethra is inflamed so that we have burning in the urethra with purulent discharge, thick in character and bright yellow in color. Now if you combine these symptoms with another one, namely, that the glans penis becomes inflamed with copious secretion of thick pus over its surface, you have a perfect picture of *Digitalis* in gonorrhœa. This form of the trouble, *Digitalis* will cure whether the pulse be slow or fast, soft or weak, or what not. Often, too, when *Digitalis* is indicated in this trouble, you will find the prepuce puffed up and infiltrated with serum. Let me say in passing that if the prepuce becomes indurated, *Digitalis* will do no good, but *Sulphur* will.

The nearest remedy to *Digitalis* in gonorrhœa is *Mercurius*. This is a good remedy for gonorrhœa associated with inflammation of the prepuce, but with less œdema and more dark purplish swelling of the parts with phimosis or paraphimosis.

Mercurius corrosivus is good in these cases when the glans has a dark red or gangrenous appearance.

In the beginning of these cases of paraphimosis, we may give *Colocynth*, which will sometimes relieve the spasm and enable the prepuce to be drawn forwards over the glans.

Petroselinum is to be thought of as an intercurrent remedy in gonorrhœal affections when the neck of the bladder is involved and there is sudden urgent desire to urinate. It seems as if the patient could hardly retain his urine until he gets to a convenient place.

Digitalis also produces violent erections, even chordee. It is one of our best remedies for involuntary seminal emissions during sleep, without dreams even. The emissions are followed by great weakness.

LINARIA VULGARIS.

This drug produces fainting. It may be serviceable in fainting of cardiac origin. The "patient faints dead away without apparent cause." *Linaria* has repeatedly produced that symptom. It is true that there is some difficulty in confirming such a symptom as this, because in most cases the patient quickly returns to consciousness without recourse to any remedy. But if a patient who is subject to attacks of fainting of this kind is not only relieved but is cured by taking this drug, you know that this is the result of the remedy.

VERBASCUM.

Verbascum is to be thought of as a remedy for catarrhs or colds, when they are associated with neuralgia of the face which appears quite periodically, generally twice a day, the same hour in the morning and afternoon of each day. There is considerable coryza and lachrymation.

Verbascum has a peculiar cough which is decidedly a cough of the larynx and trachea, a cough that could not occur other than from disease in a hard unyielding tube, as the larynx and trachea. The cough is hard, harsh and barking and is associated with hoarseness, the voice itself being deep and hard, "a sort of *basso profundo*." It bears some resemblance to *Drosera*, *Spongia* and *Sulphur*.

GRATIOLA.

Gratiola is useful in diarrhœa. It produces and cures a profuse yellowish, gushing, watery diarrhœa as though it were rushing from

the hydrant. This diarrhoea is very common in summer and seems to have as its exciting cause excessive drinking of water, whether it be cold or not. You see that it is concordant with *Croton tiglium*, *Elaterium*, *Podophyllum*, and a few other drugs.

LEPTANDRA VIRGINICA.

Leptandra virginica is a drug which acts prominently upon the liver. Locally, we find dull aching in the right hypochondrium in the region of the gall-bladder and also posteriorly, in the posterior portion of the liver. This aching is often accompanied by soreness. At other times the congestion is great enough to produce burning distress in and about the liver. This often spreads to the stomach and abdomen. As accompanying symptoms, we find drowsiness and despondency which belong to liver affections of this character, and also diarrhoea in which the stools are black, almost as black as pitch. These stools are accompanied by burning, distressing, colicky pain at the umbilicus. In other cases, we have vomiting of bile with this burning distress and occasionally clay-colored stools. The tongue is coated yellow or more frequently black, or dark brown and black down the middle. With these symptoms present, it may be indicated in bilious and typhoid fevers.

The main distinction between *Leptandra* and *Mercurius* is this: *Mercurius* almost always has, characteristically, tenesmus continuing after stool. *Leptandra* has not this symptom although it may have griping colicky pains after stool.

EUPHRASIA OFFICINALIS.

Euphrasia is particularly of use to us as a medicine acting on mucous membranes, especially the conjunctiva and the nasal mucous membrane. It has long been known as a remedy in affections of the eyes. First it produces an inflammation of the eyelids, a blepharitis. The eyelids become reddened and injected, particularly on their inner surface. They become puffed, dark red or red at least, ulceration takes place, giving us a discharge which is thick and excoriating. The tears themselves are profuse and excoriate the cheeks. There is marked photophobia; the patient cannot bear sunlight, but even more objectionable to him is artificial light. It has been urged by some physicians that it is "splitting hairs" in attempting to differentiate between aggravation from sunlight and that from artificial light. I cannot see where this

objection has any force, for sunlight and artificial light are very different in their compositions.

Belladonna has aggravation from artificial light, and *Aconite* from sunlight.

In conjunctivitis, Euphrasia is sometimes indicated in scrofulous cases by these symptoms: Little blisters or phlyctenulæ form on or near the cornea; the discharges from the eyes are acrid and purulent and a film of mucus seems to collect over the cornea, causing a difficulty in vision. This blurred sight is relieved by wiping the eye or by winking.

We find Euphrasia also indicated in conjunctivitis of traumatic origin, and when the above symptoms are present. Arnica, which is more of a remedy for bruises, has no application to this acrid discharge or to the formation of these little blisters; so when these form after an injury, Euphrasia is the preferable drug.

Although Euphrasia affects the superficial structures of the eye principally, we find it indicated in rheumatic iritis. If you examine the eye, you find that the iris reacts very tardily to light, and the aqueous humor is cloudy from the admixture of the products of inflammation. The pains are burning, stinging, shooting in character, are worse at night, and are attended with this acrid lachrymation.

Now the coryza of Euphrasia: This drug is indicated in coryza which is perfectly bland with lachrymation which is excoriating. Now let us look at the position which Euphrasia holds with its concordant remedies.

First of all, beginning with the eye symptoms, we find it a close ally of *Mercurius solubilis*. Both remedies have this well-marked blepharitis and conjunctivitis coming from cold. The symptoms of Mercurius, which differentiate it from the other remedy, are these: The discharge under Mercurius is thinner than under Euphrasia; then, too, Mercurius has marked aggravation from the heat of the fire.

Next we find Euphrasia similar to *Arsenicum*. Both have the acrid discharge, and the formation of phlyctenulæ on the cornea, and both are indicated in scrofulous cases. But Arsenicum has more marked burning—burning like fire, especially after midnight. This symptom is not always relieved by the application of hot water, but frequently so. Nor have we in Euphrasia the marked restlessness we have in Arsenicum.

Another similar drug is *Rhus toxicodendron*, which has profuse gushing tears, excoriating the cheek; profuse purulent discharge from the eyes. But the pus is thinner under Rhus than it is under Euphrasia.

Rhus attacks more the right eye, *Euphrasia* either eye. *Rhus* has pains in the rheumatic iritis, darting from the eye through to the occiput, with a great deal of restlessness and agony and tossing about at night.

Now the coryza: We are accustomed to associate *Euphrasia* with *Cepa*. We make this differentiation between the remedies: *Cepa* has excoriating coryza and bland lachrymation; *Euphrasia*, bland coryza and acrid lachrymation.

There is still one other application we may make of *Euphrasia*, and that is in paralysis of the third pair of nerves, causing ptosis, especially when caused by catching cold, in rheumatic patients.

The allies here are *Rhus* and *Causticum*, both of which have exactly the same symptom. This gives you very nearly the precise position of *Euphrasia* in the treatment of catarrh of the eyes and of the nose.

The next use we may make of the drug, is its application to the treatment of condylomata. It is useful in broad flat condylomata of the anus, of course of sycotic origin. Usually there is some oozing of moisture about them.

LECTURE XXXVII.

BAPTISIA TINCTORIA.

Baptisia tinct.	{	Gelsem.
		Rhus t., Bry.
		Arn., Mur. ac., Lach., Ars.
		Ailanthus.

I HAVE selected for our study to-day a member of the leguminous plants, *Baptisia tinctoria*, or the wild indigo. It is a drug which has a short history, but one that is exceedingly interesting. Our journals are replete with glowing accounts of cures of typhoid conditions made with it. Baptisia causes, in general, the changes in the blood, both quantitative and qualitative, which are exhibited in typhoid fever. The offensive exhalations, the mental and nervous phenomena which it develops, are characteristic of this disease. Baptisia is suitable to all stages of typhoid, early or late. Its symptoms I will divide into two classes: those which would indicate the remedy early in typhoid affections, and, secondly, those which call for it late. Of course, it is not necessary that all the following symptoms be present in any one case, to make the drug the remedy. I am about to give you the characteristic symptoms of the remedy; without several of these be present it would not be proper to give Baptisia. These symptoms are as follows: Excitement of the brain, just such as precedes delirium; wild, wandering feeling, patient cannot confine his mind to any one subject; restlessness, constant desire to move from place to place, and disturbed sleep. The patient awakens at two or three o'clock in the morning and then is so restless that he tosses about, unable to sleep any longer. During sleep his dreams are of the most extravagant character. He dreams that he is chained to the bed, or that he is swimming a river or undergoing some such ordeal as makes a great demand on his strength. He may suffer from nightmare, from which he awakens with a sensation as though the room was insufferably hot, making breathing almost impossible. If he still has strength he goes to the open window to get air. Now this is not a true asthma; it is not due to a spasmodic contraction of the bronchioles or air-cells. There is a fulness of the chest, giving

this oppressed feeling. One prover described the symptom not as a true difficulty of breathing, but as a feeling as though he had not strength to lift his chest. The patient makes frequent errors as to his own person, supposing at times that he is double or that his body is scattered about, and that he must toss about the bed to collect the pieces. Now these evidences of nervous excitement are accompanied by excessive prostration; the back and limbs ache; the back feels stiff; the patient feels tired and bruised all over; he complains of the bed feeling too hard; this makes him restless, and he tosses about the bed to find a softer spot; weakness progresses so far that he becomes unable to walk; he suffers from an indescribable weak or faint feeling, with or without vertigo; the face is hot and flushed and has a heavy, besotted look, as in the case of one intoxicated. The eyes, also, are heavy and stupid in appearance. The tongue is at first white or slightly yellowish; frequently, too, the papillæ are raised and project through this whitish or yellow coating. The edges of the tongue are of a deep red color; there is a dull, heavy headache, with the sensation as if the head would be pressed in; sometimes the pressure in the forehead seems to go down into the root of the nose. Again, the patient complains of a sensation which he describes "as though the skin of the forehead were being pulled back towards the occiput." This is evidently due to tonic contraction of the occipito-frontalis muscle. At other times the patient simply describes the sensation as though the skin of the forehead were tense, or tight, or drawn. These symptoms of the head are often accompanied with numb, tingling feeling in the forehead or scalp. At other times the head feels enormously large. The typhoid fever is very characteristic of Baptisia, it being one of the few remedies which actually produce this type of fever. There is always an increase of temperature. The pulse is usually accelerated in direct proportion to the intensity of the fever. Even in the early stages of typhoid fever, you may find Baptisia indicated by the abdominal symptoms, slight sensitiveness in the ileo-cæcal region, and yellow putrescent stools. These then are the symptoms calling for the early exhibition of Baptisia in typhoid fever. I can say confidently that if you select the drug on its homœopathic indications as just outlined you will succeed in aborting a large percentage of typhoid states. I say this despite the assertions of many other physicians who have argued to the contrary. The properly-selected drug *will* abort typhoid fever. The disease need not run its course, as prominent old school authorities claim it must necessarily do. You

recognize that Baptisia is suited to true typhoid fever, particularly when associated with nervous phenomena.

Later in the course of the disease, during the second or third week, you will find Baptisia indicated when the prostration is profound. The patient is in a stupor. He falls asleep while answering questions. His face is now dark red in color and has, more marked than ever, this heavy, dark, besotted look. The tongue has changed its yellow or white coating to one which has a brown streak down the centre, the edges of the organ still remaining red. All the exhalations and discharges from the patient are exceedingly offensive. The teeth are covered with sordes having an offensive odor. The breath is foetid. The stools are yellowish or dark, and are horribly putrid. The urine and sweat are both offensive. So you see Baptisia applies to cases in which there is an evident decomposition of vital fluids and rapid disintegration of tissue.

To give Baptisia its legitimate position among other typhoid remedies, it will be necessary to compare it with those nearest like it in symptomatology. The first of these remedies to which I shall call your attention is *Gelsemium*. This usually precedes Baptisia when there are malaise, and muscular soreness, and the patient suffers from chills and crawls, which go down the back. This is on the first day, remember. In the afternoon comes the fever with accelerated pulse, this pulse being full and flowing, not tense and not resisting as under Aconite. The fever is usually associated with drowsiness; the face is uniformly suffused red, and there may even be prostration thus early in the case. *Gelsemium* causes pains of the motor nerves, hence there must be weakness of the muscles. By the next afternoon you may change to Baptisia, if the fever rises in the afternoon, despite *Gelsemium*, and when the above-mentioned symptoms of Baptisia develop. The reason why I dwell on the relations of the two drugs is because of the great similarity in their symptoms. Both of them have this intense muscular soreness and prostration; both have drowsiness and nervous excitement, with prostration; both of them have this feeling of expansion, as though the head or some part of the body were enormously enlarged; and both of them have the afternoon exacerbation of the fever. The relation between the two drugs is one of degree, one of intensity. *Gelsemium* is the milder acting drug of the two.

Another remedy which is not unlike Baptisia is *Rhus tox.* Like Baptisia, *Rhus* has restlessness, brown tongue and soreness of the muscles. I must confess that the distinction between the two remedies is

not always easy. Formerly Rhus held undisputed sway in almost all diseases which threatened to assume a typhoid type, whether the disease was diphtheria, scarlatina, peritonitis or pneumonia. Now this honor is shared with Baptisia. The main differences between the drugs, briefly given, are these: Rhus has restlessness, caused more by rheumatoid pains than by muscular soreness alone. The tongue, under Rhus, has a red, triangular tip, which is not noticed under Baptisia. Delirium is of a muttering character under Rhus, unaccompanied, so far as I know, by these delusions respecting personal identity. Neither are the putrid discharges of Rhus tox. quite so offensive as those of Baptisia. If diarrhoea progresses to a severe type under Rhus the stools are watery, sometimes bloody, and involuntary. The pneumonic symptoms which often complicate typhoid fever are more prominent under Rhus.

Arnica claims a relationship to Baptisia. It is similar to the latter remedy in the stupor, in the intolerance of the bed (the patient complaining that it feels too hard), and in the falling asleep while answering questions. *Arnica*, I think, suits more when there is tendency to apoplectic congestion, when the stupor is so profound that both stool and urine are passed involuntarily. The intensity of the involvement of the brain is shown by the loud, snoring respiration. Then, too, in *Arnica* we find suggillations, sometimes called ecchymoses.

Lachesis also comes forward as similar to Baptisia. You will recognize the resemblances between the remedies in the offensiveness of the discharges, in the putridity of the exhalations and in the excessive prostration. I think I have seen apparently hopeless cases react under the benign influence of this remedy. As an animal poison I think it is a deeper penetrating remedy than Baptisia, and, in consequence, should be called for in worse cases. It may be distinguished by the following symptoms: Trembling of the tongue when attempting to protrude it, or it catches on the teeth during the act. When he succeeds in getting it out it hangs there tremblingly, and he may not even have sense enough to take it in again. Hæmorrhages are frequent in the *Lachesis* patient. Blood may escape from almost every orifice of the body. The lips crack and ooze a dark or blackish blood. Dark blood escapes from the bowels. This, after standing awhile, deposits a sediment which looks like charred straw. In severe cases there is marked intolerance to light pressure. Even when the sensorium appears to be perfectly benumbed the patient resists the slightest touch about the neck. In still worse cases, you have to separate it from Baptisia when there

is approaching cerebral paralysis, dropping of the lower jaw and involuntary putrid discharges.

Muriatic acid bears some resemblance to Baptisia in the great prostration, in the decomposition of fluids and in the low form of delirium. But it seems to me that the general character of its symptoms is not sufficiently similar to those of the other remedy to make a distinction difficult. The Muriatic acid weakness is so great that the patient is unable to make the slight exertion required to maintain the head on the pillow, he therefore slides down to the foot of the bed.

Now a word about Baptisia in other diseases than typhoid fevers. In such affections it is indicated by the symptoms already mentioned. In dysentery you will give it when the discharges are offensive, and contain blood, and are attended by tenesmus, but with a significant absence of pain, showing an alarming depression of vitality.

Baptisia has proved itself one of our best remedies in diphtheria, when it has assumed a typhoid type. Some of the symptoms already mentioned will be present. The mouth is excessively putrid. The membrane is dark and exhibits a gangrenous tendency. Sometimes, early in the disease, you will observe this characteristic: The patient can only swallow liquids. Give him milk and he will drink it. Give him solid food and he rejects it at once.

Ailanthus is to be compared with Baptisia in typhoid conditions, scarlatina and diphtheria. It produces an even more profound stupor than the latter remedy. There is a well-marked, excoriating, watery discharge from the nose, making the upper lip sore. The rash, if any exist, is of a livid purplish hue, thus denoting the poisoned state of the blood.

I hope now with this lecture you may be able to properly place Gelsemium, Baptisia, Rhus tox. and Lachesis in your mind as so many distinct pictures, which are to be brought up in times of necessity to be used according to their symptoms and their applications.

LECTURE XXXVIII.

SOLANACEÆ.

Solanaceæ.	{	Belladonna.
		Hyoscyamus.
		Stramonium.
		Solanum nigrum.
		Tabacum.
		Dulcamara.
		Capsicum.

THE drugs composing this group of remedies present great similarities in their respective symptomatologies. The first three remedies on the above list are continually in use, even in an average practice. There is scarcely a symptom of one of them which cannot be found almost the same in one of the others. The resemblances are, in fact, perplexingly similar. I have arranged the remedies on the board, not botanically, but rather according to their medicinal relations. For instance, the first four on the list attack prominently the brain, and have narcotic properties; they are, therefore, placed in one group.

Then we have *Tabacum*, which also has narcotic properties, but which acts also on other parts of the body than the brain. Then next comes *Dulcamara*, which contains a small quantity of Solanine, and is only slightly narcotic. A large quantity of this drug would be required to develop the soporific effects which can be obtained from *Stramonium* or *Hyoscyamus*. Then lastly we have *Capsicum*, which is decidedly irritant or acrid. Placed on the skin it acts as a blister or counter-irritant. It has possibly some narcotic effects, but it differs almost entirely from the other members of the group. The resemblances between the first three named are so great, and are so nearly "*idem*," that it is not well to follow one with the other. There are some symptoms of *Belladonna* and *Hyoscyamus* which are opposite, not so much in the phraseology by which they are expressed, for they may read almost exactly alike; but they are results acting in opposite directions, consequently they sometimes serve to antidote each other. Especially is this true of the skin symptoms.

BELLADONNA.

Belladonna or the deadly nightshade was known to the medical world as early as 1500 A. D. The Venetians named the plant "*herba bella donna*," from the circumstance that the ladies used it in distilled water as a cosmetic. The plant, especially the leaves, yields the well-known Atropine, as well as Asparagine, and also lime and other alkaline substances. The root too contains Atropine, although in variable proportions. Belladonna is intensely poisonous to man, though herbivorous animals may eat it with impunity.

Studied as a poison Belladonna causes the following symptoms: Eyes dry and injected; face red, turgid, and hot; skin scarlet or studded with papillæ, all but identical with those in scarlatina; violent congestions, especially to the head; mouth and throat distressingly dry; this last sensation extends downwards, compelling frequent swallowing, and suffocative spasms of fauces and glottis. Thirst is violent, yet water aggravates; vertigo, confusion, hallucination, and finally stupor. The pupils are so much dilated as to nearly obscure the iris. Jactitation of the muscles; convulsions. Such poisoning cases are not uncommon in Europe, where the plant is native, and where its berries have been mistaken for cherries. In this country, too, it has been accidentally taken, and employed also in attempts at suicide. To antidote it, use the stomach pump, emetics of hot mustard water, and strong coffee without milk or sugar.

Belladonna as a homœopathic remedy is almost as old as the art itself. Our symptomatology from provings and poisoning cases enables us to employ the drug with mathematical certainty, so far as its selection is concerned. But like all polychrests, it is abused by hurried and careless practitioners, and so is often given when its resemblances to the cases under treatment are quite superficial and partial.

Belladonna has so often come up in the preceding lectures of this course in comparing it with other drugs that you are already somewhat familiar with it. For this reason many of the symptoms of the drug may be passed over in hurried review. But first of all let me tell you something of the general character of Belladonna. It seems to be best suited to persons of a plethoric habit who are subject to congestions, especially to the head more than to any other part of the body, who are rather fleshy and phlegmatic, something akin to *Calcareæ ostrearum*, without the pallor of that remedy. They are pleasant and jolly enough when well, but they become exceedingly irritable and

overbearing when sick. This pleasant sociability which seems to make them so companionable, seems to be converted into the opposite condition when they are afflicted by illness. Belladonna, when it is to be used for children, demands that there must be some cerebral symptoms present. There must be some irritation of the brain, as shown by jerking of the limbs, irritability making the child fret, or absolute meningeal inflammation.

The character of the diseases in which Belladonna is indicated is acute, sudden and violent. The very rapidity of the onset of the trouble should at once suggest Belladonna. For example, a child is perfectly well on going to bed. A few hours afterwards it is aroused with violent symptoms, jerking of the limbs, irritation of the brain, and screaming out during sleep. All these symptoms suggest Belladonna.

So too in inflammations, if they are violent and come suddenly, and are almost overwhelming in their intensity, Belladonna is again suggested. We may think of it in abscess, whether this be an abscess of the tonsil, a boil, or any other kind of abscess when pus develops with lightning-like rapidity. Hence we find it indicated in phlegmonous erysipelas, which quickly goes on to suppuration. The affected parts become greatly swollen. Pus works its way through the tissues between the various muscles. The very suddenness of the attack suggests Belladonna. The pains are quite consistent with this character of the drug. They come suddenly and last a greater or less length of time, and then cease as suddenly as they began. So much for the general character of Belladonna.

The action of Belladonna on the brain must be understood before we can proceed farther. It does not seem to me, reviewing the symptoms of the drug, that Belladonna causes so much a positive inflammation of the meninges as it does develop the collateral symptoms of the inflammation. Thus *Aconite* causes an absolute inflammation of the meninges with an increase of exudation; then again, *Bryonia* causes an inflammation, with an exudation of leucocytes and blood plasma, constituting complete inflammation. Belladonna seems rather to provoke congestion. The surcharged bloodvessels seem to have ruptured, and have produced little reddish spots or ecchymoses in the tissues, exciting thus a congestive irritation of the brain beneath the membrane. What exudation does follow this congestive irritation is that of serum, and is just the kind of exudation that always results from venous congestion. It is not the inflammatory exudation, rich in plasma, which

is pictured under *Bryonia*, *Apis*, and *Sulphur*, but *not* under *Belladonna*. Still *Belladonna* produces so many collateral symptoms of cerebral irritation, that we find its use indispensable in this condition. What are the particular symptoms which indicate it? They are these: Congestion of the head. This may in its milder form consist of a simple feeling of heat about the head, the feet being cold. At other times and in more violent forms we find the face red and the whites of the eyes somewhat injected. The patient complains of a severe throbbing headache. He may be either drowsy or very wakeful. Frequently these latter symptoms alternate, that is, at times the patient is drowsy and falls into a heavy slumber, and is aroused from this startled, crying out, or giving some evidence of cerebral irritation, such as jerking of the limbs and twitching of individual muscles, and, as this form of irritation advances, we find the eyes red, the whites of the eyes looking almost like raw beef. The carotid arteries throb so violently that their pulsations are visible to the unaided eye. This congestion proceeds to an inflammatory irritation. We find intense throbbing in the head, with sharp shooting pains, making the patient scream or cringe, so violent are they. These pains come almost like a flash, and disappear as suddenly as they came. At first the patient cannot sleep. He is in this unfortunate predicament, he is sleepy, yet he cannot sleep. As the symptoms advance, especially in children, there is boring of the head into the pillows, the head is thrown backwards and there is rolling of the head from side to side. Some squint is noticed. The pupils are dilated. There is grinding of the teeth. The face is now bright red or else the congestion is so violent as to make it almost purple. If the patient is a child whose fontanelle has not yet closed, you can feel it tense and bulging up above the convexity of the skull, and throbbing and thumping with each pulsation of the heart. Convulsions often ensue, particularly in children, and these convulsions are very violent, distorting the body in every conceivable manner, opisthotonos predominating. The urine is either scanty or suppressed. Now the various symptoms, subjective and objective, which belong to this condition are these: First, there is jerking in sleep, or even when awake. On closing his eyes the patient is very apt to see abnormal visions. These usually disappear on opening the eyes. At other times he has a sensation as though he was falling. Thus the patient, if a child, suddenly arouses from sleep, clutches at the air, and trembles as if from fear. Sometimes this symptom is owing to dreams, at other times to

severe pain in the head, which, by its severity, alarms the child and awakens it, and at still others, to this sensation, as if it were falling.

Sometimes we find the patients with this cerebral irritation lying in a stupor. They can scarcely be aroused, and when aroused they are always violent, tossing about, striking those near them, tearing their clothes, all evidences of excitement, which, if not actually due to inflammation, approach to that condition.

In inflammation of the brain or its membranes Belladonna must give place to other drugs when exudation takes place, whether there be a simple or a tubercular meningitis present. There is very little relation between Belladonna and tubercular meningitis. Tubercular meningitis is slow in its course. Thus we have suggested at once *Sulphur*, *Calcarea*, *Apis*, and deeper and slower acting remedies than Belladonna. Then again, when exudation has taken place, as indicated by the persistence of this rolling of the head and sudden shrieking, we know that we must resort to other remedies, principally to *Apis*. *Bryonia*, too, often comes in after Belladonna, when the face is flushed red or is alternately red and pale. The slightest attempt to move the child makes it shriek with pain. The pupils do not react readily to light. The child has this chewing motion of the mouth as though it were chewing or sucking. The resemblances between the two remedies are so great as to make a selection often perplexing. Both remedies have haste in drinking water, both have crying out with pain, both have aggravation from motion, and both have constipation. At times you will find it very difficult to distinguish between the two.

To separate Belladonna from *Aconite* is easier. The fevers caused by the two drugs are distinguished in the following manner: Belladonna does not produce fever primarily from its action on the sympathetic nervous system; *Aconite* does do that. Belladonna acts secondarily on the sympathetic and primarily on the cerebro-spinal nervous system, hence is of use only when that system is involved, which in children occurs very early in the case. In adults it is apt to commence as a fever, cerebral symptoms ensuing; thus Belladonna becomes the remedy. In the beginning of fever, *Aconite* is preferable when there is this violent anguish of mind, with restlessness, tossing about, fear of death, dry, hot skin, full, bounding pulse, some hallucinations, some crying out in sleep, and some muttering or foolish talk which belongs to the fever. These cerebral symptoms result from the high temperature and not from direct inflammation of the brain. But suppose this case goes on until the brain becomes involved. The skin becomes so hot that it

almost burns the examining hand, or if you raise the bed-clothes there seems to come forth a hot steam from the patient. That is the kind of heat that belongs to Belladonna. At other times, along with this heat there is hot sweat (which is not so characteristic of Aconite), particularly about the head and face. Looking at the patient, you see the sweat standing out in beads on the forehead, and it is hot. Then, too, to enable us to distinguish still further, we have, prominently, these cerebral symptoms; jerking in sleep, hallucinations, visions, and courting death rather than fearing it. This is often the case in rheumatic fever. The whole system seems to be involved, producing general fever with pain in the joints flying about from place to place. • This fever is almost always associated with profuse sour sweat, which gives no relief whatever. The patient seems to soak everything about him with the sweat, and the more he sweats the more he does not seem to get any better. Aconite does no good here but Belladonna does.

When the fever has somewhat subsided, and the sweat still continues, *Mercurius* is the proper remedy to follow.

In typhoid types of fever Belladonna is indicated sometimes in the beginning of the disease. It is indicated in the stage of excitement when the congestion of the brain predominates. We find furious delirium, with screaming out and violent efforts to escape from the bed or the house. The face is red, either a bright or deep red, bordering on the purple; the pupils are dilated and the eyes injected. The patient is full of fear, imagining that all sorts of accidents are about to happen to him. The urine is scanty, and when passed it is usually a bright deep-yellow, with or without sediment. The feet are apt to be cold. The patient now falls into a heavy snoring sleep; this sleep is not quiet, for there is apt to be associated with it some evidence of cerebral irritation, as jerking of muscles, twitching of limbs, and crying out. No matter how profound is this sleep, it is *never* a perfectly quiet stupor; if it is, Belladonna is not the remedy. You will see from this that Belladonna is indicated not from any changes in the brain caused by the poisoned blood, but from changes resulting from congestion or inflammation. When the disease has gone so far as to cause alterations in the fluids of the body, Belladonna is decreasingly indicated as these changes advance. Then you should have recourse to such remedies as *Hyoscyamus*, *Rhus tox.*, *Lachesis*, and many others.

Sometimes, we have a condition differing from the one already described, and yet Belladonna may be the remedy. This condition is often perplexing. The face is pale instead of red. Now this indication

is just as characteristic of Belladonna as is the red face. It is usually associated with irritation of the brain and starting in sleep. It occurs usually in summer complaint, during dentition, and in colic and similar diseases.

The pulse is either full and hard, as under Aconite, or it is slow. It is slow when the cerebral congestion is sufficiently great to cause some pressure on the brain. Here again you find an illustration of the alternating effects of Belladonna. The pulse may be rapid for awhile, and then it will become slow, and so it alternates.

We have already seen how Belladonna may be indicated in inflammation of the brain. It is also a valuable remedy in inflammation of other parts of the body. For instance, we find it to be the best, though by no means the only remedy we have in otitis media, or inflammation of the middle ear. This disease will perplex you at times. The symptoms are very severe. The child puts its hands to its head, and you may erroneously presume the trouble to be there. The pains are digging, boring, and tearing in character, and are necessarily so on account of the anatomical relations of the parts affected. They come suddenly, and are very violent. They seem to shoot into the other ear, or into the head, with buzzing and roaring in the ears. Now if you examine the ear, you will find the membrana tympani bulging outwards, its bloodvessels very much injected, in fact, it presents a highly inflamed appearance. There is rapid formation of pus, which seeks to escape either by bursting the membrane, by the Eustachian tube, or through some internal part. In case it takes the latter course, it produces alarming if not fatal symptoms. It is your duty to recognize this disease early, at which time you will have a chance of saving the ear. Belladonna is believed to be our best remedy for the disease in its early stages; later, we have other remedies indicated, as *Hepar* and *Tellurium*.

Tellurium causes inflammation of the middle ear, with rupture of the membrana tympani, and pouring out of pus, which may, at first, be laudable, but afterwards becomes very offensive, having an odor like that of herring-brine.

In inflammations of the eyes, as in conjunctivitis or scleritis, we find Belladonna indicated by the suddenness of the pains, by the suddenness of the attack, and by the violence of the symptoms. There is great intolerance of light. The eye feels as if enormously swollen. The conjunctiva is bright red. These symptoms give you a perfect picture for Belladonna. It seems to attack the right eye more than the left. It is the intense congestion which guides us in the eye-affections

of Belladonna; and the same remark applies equally to neuralgias in and about the eye.

Spigelia has many eye-pains like those of Belladonna, but they are left-sided and lack the intense congestion.

Amyl nitrite is similar to Belladonna, being indicated when the eyes and face are red.

Paris quadrifolia is excellent when there are pains as if the eyes were drawn back by strings; the eyeballs feel too large (like *Spigelia*).

Prunus has a crushing pain, or sensation as if the eyes were pressed asunder, or sharp piercing pains through and around the eye.

Belladonna produces inflammation of the throat. The tongue in such cases is usually bright red, the papillæ are enlarged or elevated, giving it a resemblance to the strawberry (and hence it has been called the strawberry tongue). At times, you find the tongue coated with a thin white layer on the dorsum, with the enlarged red papillæ showing through this layer of white. But as the case advances this coating peels off, leaving a bright red, highly-inflamed tongue. The throat is a prominent point of attack in the Belladonna proving. The inflammation which it develops there is of a very common kind. Looking into the throat, you find the fauces inflamed and bright red; the tonsils enlarged, particularly the right, with tendency of the disease to extend towards the left. All these symptoms have the same rapidity of progress that we noticed with the Belladonna symptoms elsewhere. There is great contraction of the fauces and glottis, so that any attempt to swallow is followed by sudden constriction of the throat and ejection of the food through the nose and mouth. The patient makes an attempt to drink, and the moment the water touches the fauces it is ejected, and escapes in any way it can. The patient seems to be worse from swallowing fluids, more so, in fact, than from either saliva or solids. The tonsils rapidly suppurate; the glands in the neck, externally, are commonly involved, and are to be felt as hard but very sensitive kernels in the neck. Sometimes, you find a pearly-white exudate on the fauces, which is seen to be mucus and not fibrin. There is, therefore, strictly speaking, no resemblance between the Belladonna inflammation and that characteristic of diphtheria or membranous croup, so that when Belladonna is administered in diphtheria it must be indicated on other symptoms than those belonging to the membrane. The general character of diphtheria is that of blood-poisoning, while Belladonna does not poison the blood. When you give Belladonna in diphtheria, therefore, be certain that it is the remedy or you will lose valuable time. It

may, occasionally, be the remedy in the early stages when the violence of the attack calls for it.

Let me here remind you that *Lycopodium* affects the right tonsil, that it produces high temperature, crying out during sleep, and awaking from sleep cross and irritable. These symptoms we found under *Belladonna* also; so be sure when you give the latter remedy that *Lycopodium* is not the one that is indicated.

Then, again, you should think of *Apis*. *Apis* is a magnificent remedy in diphtheria. The exudate is more on the right tonsil; the throat is bright red and rosy; the tongue is red, and the fever is very high; the skin dry and hot, the pulse accelerated, and the patient very restless.

But, in tonsillitis or quinsy, *Belladonna* stands at the head of the list of remedies. Here it far exceeds *Apis* in therapeutic value, because it attacks the parenchyma of the organ. The inflammation caused by *Apis* is superficial, only involving the mucous surface. In throat diseases *Belladonna* forms an interesting little group with *Hepar*, *Mercurius*, *Silicea*, and *Sulphur*.

When, after the exhibition of *Belladonna*, and in spite of that remedy, pus forms, as indicated by the rigors and chills, and the sharp, lancinating pains with throbbing, you should change from that remedy to *Hepar*. Even then, you may be able to prevent abscess.

Change to *Mercurius* if pus has already formed and the tonsil is enlarged and encroaches on neighboring parts, and the breathing is labored. You notice that pus has shown itself; *Mercurius* given low, and repeatedly, will cause quick breaking of this abscess, and thus will relieve all these symptoms. If you give *Mercurius* at first you will greatly lengthen the course of your case.

Sometimes you must have recourse to *Silicea*, when the abscess has discharged and refuses to heal. Pus keeps on forming and grows less and less laudable, and dark and foetid, and disagreeable to the taste.

In some of these cases *Silicea* fails; then we will have to interpolate a few doses of *Sulphur*, which generally has the desired effect.

There is another remedy that we have used somewhat in this city, and that is the *Amygdala persica*. This drug causes a dark red injection of the fauces, uvula, and tonsils, with sharp pains causing considerable difficulty in swallowing; sometimes, they are so severe as to make the patient cry out. With these symptoms it may be used in diphtheria. I have myself cured cases of this disease with *Amygdala persica* alone, when there were present this dark red color of the throat, the sudden sharp pains, and marked general prostration. *Amygdala*

develops the prostrated, tired feeling which is incident to the first days of diphtheria.

In inflammations about the abdomen we find Belladonna the remedy ; for instance, in peritonitis, whether accompanied by metritis or not, and whether or not it is of puerperal origin. The symptoms which call for it are these: Commencing tympanites ; the abdomen is swollen up like a drum, and very sensitive to the touch, so much so, in fact, that the patient wants all the bed-clothing removed. The least jarring in the room makes the patient worse. For instance, if you should unexpectedly kick your foot against the bed in walking near him, you cause him to complain of pain. You will also notice the pungent heat of which I have already spoken to you. The abdomen feels extremely hot to your hand. On raising the bed-clothes there appears to issue forth the hot steam to which reference has already been made. There is marked cerebral irritation. The lochial discharge is apt to be scanty or suppressed.

Tilia Europea is a drug that I feel certain has not received due credit from the profession. It is useful in puerperal metritis when there is intense sore feeling about the uterus ; there is also marked bearing-down, with hot sweat which gives no relief.

A remedy very commonly used by allopaths is *Terebinthina*. Now, the symptoms which this drug has actually produced are these: Bearing down in the uterine region, burning like fire about the hypogastrium, burning on urinating, the urine is often cloudy and dark, having a muddy appearance. In these cases, the tongue is apt to be dry and red.

For this feeling of soreness in the uterus, Dr. Jeanes used a preparation of honey with salt, *Mel cum sale*. He used it in the third or sixth attenuation. His key-note for the selection of the drug was feeling of soreness in the hypogastric region extending from ilium to ilium. This is an important indication in uterine displacements and in the commencement of metritis.

We have next to speak of the action of Belladonna on the skin. It causes at first an erythema, a bright scarlet redness of the skin ; the skin becomes exceedingly sensitive to the touch. Sometimes, this erythema consists in a uniform blush over the entire surface of the body such as we have in the Sydenham variety of scarlatina. At other times it has an erysipelatous appearance, coming as it does in streaks which start from some central point and radiate in all directions from that point, the color usually being quite bright, the swelling rapid with very

quick involvement of the cellular tissue beneath the skin and in some cases, rapid formation of pus, which burrows deeply into the cellular tissue. Thus you have a true picture of phlegmonous erysipelas. With these symptoms, you do not often find development of vesicles or pustules. Instead of this, you find the surface smooth, shining and tense. Pains are violent and sharp. They are of a lancinating and stinging character and usually associated with a great deal of throbbing, particularly if the deeper parts are involved in the inflammation.

If the erysipelas should attack the face, it almost always begins on the right side with tendency towards the left. There is almost always a tendency to cerebral irritation. The younger the patient, the greater is this tendency manifested. Do not confound this cerebral irritation with metastasis of erysipelas to the brain. It is a simple irritation caused either by the amount of fever, by the severity of the pain, or by the poisoning of the blood, or possibly all three; but it is not a true metastasis. If metastasis should take place, Belladonna may still be called for. If, however, Belladonna fail in these cases, we have other remedies; for instance, *Lachesis*, when cerebral metastasis fails to yield to Belladonna, the face is of a purplish or bluish hue rather than of the bright or deep red of Belladonna. The patient is weaker, the pulse more rapid and lacking in force, and there is more drowsiness than we find under Belladonna.

Still another concordant remedy is *Crotalus* which is quite similar to the *Lachesis*. So similar indeed that I can not give you any points of distinction between the two.

Cuprum is to be thought of for this metastasis if the symptoms are spasmodic and violent. The patient is threatened with convulsions. There are vigorous contractions of the flexor muscles.

Returning now to the erythema of Belladonna, we learn that when the condition becomes general, it suggests the employment of the remedy in scarlet fever. In this disease, it is indicated first of all by this bright rosy hue of the whole body; secondly, by the irritation of the brain and this of an active kind, the symptoms ranging from a simple starting from sleep or twitchings of individual groups of muscles to the most violent delirium with shrieking and jumping out of bed. The rash itself must be of the smooth kind. Belladonna does not cause a miliary rash. Vomiting is violent. Belladonna produces vomiting just as severely as does *Ipecacuanha*, particularly is it indicated in cerebral vomiting. Throat symptoms are prominent. There is bright red swelling of the throat, the tonsils are glistening, the tongue has the

strawberry appearance, or if it is coated, the coating is thin and the elevated papillæ show through. The pulse is full, strong and accelerated, and there is great restlessness, as you might expect. You may have swelling of the glands, particularly of those about the neck. You may have suppression of urine or copious urination. Either of these conditions is incident to the Belladonna case. The drowsiness or sleep is not that of clearly marked coma. There is not the sleepiness or stupor that is developed by poisoned blood, in which condition, the brain is so imperfectly supplied with oxygen that it loses its activity. That is not the Belladonna condition. The Belladonna sleep may be profound; the patient may snore; he may sleep "as heavy as a log" but that sleep is not quiet and passive. He cries out in his sleep, the muscles twitch, the mouth is in constant motion as if chewing, there is grinding of the teeth. In fact, there are almost always present symptoms, showing that there is irritation of the brain of an active character. When the patient is aroused from sleep, he is violent, looking around the room wildly, striking at those about him. When, however, the disease from its very onset is of a malignant type or when it becomes so despite Belladonna, you cannot change too soon from that remedy. You must at once select another, such for example as *Lachesis*, *Rhus tox.*, or *Hyoscyamus*.

Lachesis has, in these cases, many symptoms similar to those calling for Belladonna. We find in both remedies, crying out during sleep, restlessness, irritability on awaking, strawberry tongue, redness of the whole surface of the body, suppressed urine, sore throat and vomiting. But wherein do they differ? They differ in the very essence of the disease. In the case of *Lachesis*, the disease is adynamic and the blood poisoning is profound. The cerebral symptoms do not develop to a Belladonna *furore*, but there is more stupor. The skin has not the bright erythematous hue of Belladonna, but it is either pale, irregular and coming out imperfectly, or it is purplish and bluish. The throat shows you not only enlarged glands externally, but swelling of the connective tissue all around, in the tissues about the fauces as well as in them. The affected parts are rather of a purplish color. If there is a tendency to the formation of pus which is not laudable, all the more is *Lachesis* indicated.

Rhus tox. often precedes *Lachesis*, particularly in cellulitis before it has assumed that purplish hue. The inflammation is of a low type. The rash is of the miliary type. (Also *Hyoscyamus*, *Stramonium*, *Bryonia* and *Lachesis*.)

Returning again to Belladonna, we find sometimes that it fails, although the symptoms seem to call for it and the case is one of the Sydenham variety of scarlatina. The remedies to be thought of in this case, are two: *Sulphur* which, just as strongly as Belladonna, produces a smooth erythema of the entire surface of the body. It may sometimes be indicated in the beginning of the case.

The other remedy is *Calcareæ ostrearum*, which is complementary to Belladonna, often completing what that remedy only partially cures. So in scarlatina, we find it indicated when the rash comes out under Belladonna but begins to pale off. The face becomes pale and bloated. The urine is scanty or even suppressed and the brain symptoms suggestive of Belladonna may yet be present.

Another action of Belladonna on the skin is the production of boils or abscesses. You may give it in mastitis or inflammation of the mammae. It is here indicated by the violence of the symptoms, by the radiating redness, by the throbbing and tendency toward suppuration. The same symptoms call for it in abscess of any kind and in any situation. Even a bubo which is specific in its character may call for Belladonna if the symptoms are of the violent character already mentioned, and it will here do good service for the time being. We also find it the remedy for boils that recur in the spring.

Belladonna may be used successfully in the summer complaint of very young infants. We find it to be the remedy when there is crying or screaming hour after hour without any assignable cause. We find it also indicated in indigestion of infants, associated with sharp pains, suddenly screaming out and bending backwards, not forwards as under *Colocynth*. Sometimes, the transverse colon is so distended that it protrudes like a pad in the umbilical region. This symptom sometimes occurs in lead colic. Then, too, we find Belladonna indicated in diarrhoea. It is particularly suited to a dysenteric diarrhoea, that is a diarrhoea from cold with enteritis, the discharges being associated with considerable tenesmus (for you must remember that Belladonna has great affinity for sphincter muscles) the discharges being slimy and bloody. In summer complaint, the stools are yellowish or green and contain lumps looking like chalk, consisting no doubt of caseine.

You must remember Belladonna as complementary to *Chamomilla* in this colic and diarrhoea of infants.

Now we come to speak of the action of Belladonna on the female genital organs. It may be used during labor when the os does not dilate, when there is a spasmodic condition of the cervix. The labor

pains are violent and cause great distress, and yet the child does not advance. The examining finger finds that the os remains rigid and spasmodic. A few doses of Belladonna will be found to be sufficient to correct the trouble.

For rigidity of the os uteri you may also remember *Gelsemium*.

LECTURE XXXIX.

STRAMONIUM AND HYOSCYAMUS.

DATURA STRAMONIUM.

STRAMONIUM differs somewhat from Belladonna. The mental symptoms which lead us to the choice of the remedy are these: The mania or delirium is of a wild character, the face being of a bright red; the eyes have a wild and suffused look, although they are not as thoroughly congested as under Belladonna. The hallucinations terrify the patient; he sees objects springing up from every corner; animals of every impossible kind arise and terrify him. The patient, if a child, cries for its mother when perhaps she is by it. The eyes are open and the pupils widely dilated. If an adult, he is decidedly loquacious in his delirium. At times he manifests a merry mood in his loquacity, and at others he has the horrors. One moment he will be laughing, singing and making faces, and at another praying, crying for help, etc. He often has photomania or desire for light. He seems to have a perfect fear of the dark. Sometimes he insists upon it that he is conversing with spirits. Sometimes the mania assumes a silly character. He talks in a foolish and nonsensical manner and laughs at his own attempts at wit. This loquacity differs from that of *Lachesis*. In Stramonium the loquacity consists of a simple garrulousness, whereas in *Lachesis* it is a simple jumping from subject to subject.

Agaricus seems to stand between Stramonium and *Lachesis*, having some similarities to both.

A condition simulating that of hydrophobia sometimes calls for Stramonium. In this state any bright object causes furious delirium, spasm of the throat and horrible convulsions. The delirium, especially in typhoid conditions, is very excessive and seems to exhaust the patient completely.

The spasmodic motions of Stramonium are characterized by gracefulness rather than angularity; they are more gyratory than jerking. Especially is this condition noted in cases of the exanthemata with non-appearance of the eruption in young children. Stramonium acts better on children and young infants than does Belladonna. Take, for instance, a case of measles; the rash does not come out properly; the

child is hot; it tosses about, crying out in a frightened manner as soon as it falls asleep; it knows no one; you notice that its movements, though convulsive, are not jerking and angular, and the face is bright red. This is a case for Stramonium.

Similar to Stramonium in these cases is *Cuprum*, which has, like the former remedy, aggravation on arousing from sleep; and this same terror. It is characterized by the violence of its symptoms. The abnormal movements are decidedly angular. The face is apt to be of a bluish color. It is especially indicated when the rash has been reperculated and these violent cerebral symptoms appear.

Another remedy similar to Stramonium is *Zinc*. This, too, has crying out in sleep and awaking from sleep terrified. There is considerable evidence of debility, the child being so weak that it has not sufficient strength to develop an eruption.

Stramonium is also indicated in locomotor ataxia. The patient cannot walk in the dark or with his eyes closed. If he attempts to do so he reels and staggers. Mental abnormalities as to shape seem to be characteristic of the Stramonium patient. For instance, he imagines that he is very large, or that one arm is very large. Sometimes he feels as if he were double or that he had three legs instead of two. These errors as to shape and size in the Stramonium patient remind you of other remedies, particularly of *Baptisia*, which does not, however resemble Stramonium in other symptoms in the least. It is to be remembered that both of these remedies have these illusions as to shape. The *Baptisia* patient feels that he is double or, what is more characteristic, that his body is scattered about and he must try to get the pieces together. Other remedies have this symptom; we find it under *Petroleum* and *Thuja*. Under the latter remedy the patient imagines that he is made of glass and he walks very carefully for fear that he will be broken.

During the delirium of the Stramonium patient he frequently attempts to escape, as under all the narcotics.

In erysipelas, with involvement of the brain, you may find Stramonium rather than Belladonna indicated when the disease assumes an adynamic type. The symptoms are very much like those of *Rhus tox.*, but you distinguish it from the latter by the violent cerebral symptoms, the delirium, the restlessness and the screaming out as if terrified.

As in all remedies that irritate the brain, we find grinding of the teeth. We may also find stuttering, which, by the way, has been compared to the spasmodic urination of children, when the least excitement

will cause them to pass urine in little jets; in a similar way are the words jerked out. Particularly does the patient find it difficult to combine vowels with consonants.

• Another remedy for stuttering or stammering is *Bovista*.

The tongue of the Stramonium patient is red or whitish and covered with fine red dots, and is dry and parched. In some cases it is swollen and hangs out of the mouth.

Stramonium may excite a decided nymphomania, during which the woman, though very chaste when in her normal condition, becomes exceedingly lewd in her songs and speech. She may become very violent in her manner. Often these symptoms occur in women before menstruation, in which case Stramonium acts most admirably. The menstrual flow is apt to be very profuse, showing that it is the high degree of congestion that produces the nymphomania. There is a strong odor about these women reminding one of the odor of animals in the rutting season.

I would also like to call your attention to the diarrhoea which Stramonium cures. The stools are very offensive, smelling almost like carrion. They are apt to be yellowish. They may or may not be dark, but the offensiveness is the most important symptom.

Absence of pain is characteristic of Stramonium excepting in abscess, particularly when it affects the left hip-joint, in which case it may be so intense as to throw the patient into convulsions.

The antidote for Stramonium poisoning is lemon-juice.

HYOSCYAMUS NIGER.

Botanically and, in a measure, therapeutically, Hyoscyamus is similar to Belladonna. This interesting drug, though innocuous to some animals, is poisonous to fowls, and has received the name of henbane.

Hyoscyamus seems to be especially adapted to acute mania, to mania without any evidence of absolute inflammation, to mania which has for its key-note extreme excitation of the sensorium. The patient, under such circumstances, has many flexible notions, all arising from these abnormal impulses. He imagines, for instance, that he is about to be poisoned. Possibly he will refuse your medicine, declaring in angry tones that it will poison him. Or he imagines that he is pursued by some demon or that somebody is trying to take his life. This makes him exceedingly restless. He springs out of bed to get away from his imaginary foe. The senses, too, are disturbed. Objects look too large or else are of a blood-red color. Sometimes objects appear as if they

were too distinct; that is, they have an unnatural sharpness of outline. The patient talks of subjects connected with everyday life, jumping from one subject to another pretty much as in Lachesis; all this time the face is not remarkably red, possibly it is only slightly flushed. The pupils are usually dilated, sleep is greatly disturbed, the patient lies awake for hours. As the mania advances he seems to lie in a sort of stupor and yet it is not a real stupor, because the slightest noise rouses him into all these forms of violent mania. Every little impression causes excitement of the sensorium. Accompanying these symptoms we find characteristic debility, this debility showing itself in the great prostration on every attempt to move or walk about and in paralysis of one or more muscles following the maniacal attacks. As the sensorium becomes more and more depressed he answers questions slowly or else gives irrelevant answers. Sometimes he will be in a stupor from which he can be readily aroused and will answer your questions quite correctly, but he will relapse into the stupid state immediately. With this there is a sort of adynamic condition of the brain resulting from this prolonged over-excitement, and in this condition we still find delirium, but the patient is greatly prostrated, stool and urine pass involuntarily, the pulse is no longer full and accelerated, but is quick, rapid and without volume, and irregular. Stupor is now complete, sordes appear on the tongue and around the teeth, the lungs are engorged, not from a pneumonic process but because of hypostatic congestion. Associated with this we have snoring-rattling during breathing. The mouth is open, the lower jaw dropped, and the patient lies quietly with occasional twitching of groups of muscles. This condition will soon be followed by death unless relief can be obtained. At other times we find the delirium returning anew and the symptoms take another form. The patients are silly and laugh in a flippant manner. Sometimes, for hours at a time, they will have a silly, idiotic expression on the face. Again they become exceedingly lascivious, throw the covers off and attempt to uncover the genital region. The abnormal movements accompanying these symptoms are rather angular; they are not at all of the gyratory character significant of the Stramonium.

Still another form in which the cerebral symptoms of Hyoscyamus may appear, particularly in women, is jealousy, and also the effects of powerful emotions, as disappointed love, fright and other emotions that are more or less exciting and at the same time depressing.

Coming now to inflammation of the brain or meninges, we find Hyoscyamus sometimes indicated when we have present some of the

symptoms already enumerated and in addition to these symptoms, relief from shaking the head or sitting with the head bent forward. Here it is exactly opposite to *Belladonna*. The patient complains of pulsating waves through the head.

We have a cough quite characteristic of *Hyoscyamus*. This cough comes from elongation of the uvula, the result of relaxation or inflammation. The uvula hangs down and rests on the root of the tongue causing irritation and the consequent cough. This cough is worse when lying down, the patient having almost complete relief when sitting up. It is usually worse at night and also after eating and drinking and from talking.

There are two or three remedies to be compared with *Hyoscyamus* here. One of them is *Rumex crispus*. This is a splendid remedy for tickling cough from an annoying tickling in the supra-sternal fossa. The patient wants to breathe warm air. Anything which disturbs the temperature of the respired air excites the tickling and hence the cough. The tickling may extend down into the chest and still *Rumex* be indicated.

There is another remedy which has this same symptom and one which has been confirmed too. It is *Mentha piperita*. It is inferior to *Rumex*, however. I have heard it said that eating apples will relieve this kind of cough.

Hyoscyamus is also to be considered as a remedy for sleeplessness. It is useful in the sleeplessness of children when they twitch in sleep, cry out and tremble, and awaken frightened.

It is also a valuable drug in convulsions. It is one of the most reliable remedies we have for epileptic convulsions, that is if there is no other remedy indicated. In the *Hyoscyamus* convulsion, we find the patient twitching and jerking. These angular motions that I have described seem to be provoked by eating. Especially is this to be noted in children; the child will wake up from sleep hungry; the face is apt to be of a deep red color, almost on the purple. There are also frothing at the mouth, and biting of the tongue. These symptoms are almost always followed by profound sleep.

We have *Hyoscyamus* indicated also in chorea. The patients are very weak with tottering gait. They seem to have abnormal impressions of distances. They reach for something that seems to be just within their grasp when in reality, it is on the other side of the room.

Stramonium is also a remedy to be thought of in chorea, particularly

if the brain is affected. The child awakens from sleep with a scream. It sings and laughs without reason.

Still another remedy is *Veratrum viride*, which is particularly indicated when there is great congestion in the nervous centres. The pulse is much over-excited.

Now let me speak of the fevers of Hyoscyamus. I have already given you the symptoms which would indicate the drug in typhoid fever. We have to see how we may apply it in the treatment of fevers with skin symptoms, as scarlatina. In scarlatina, Hyoscyamus is indicated although not very frequently; but yet it may be called for in cases that have been spoiled by Belladonna. The rash is of a miliary type and is dark or dark red in color. It is rather scanty, too, from partial repercussion. There are also picking at the bed-clothes, crying out in sleep, and stupor, all denoting the alarming progress made by the disease.

Stramonium is indicated in scarlatina when we have violent symptoms present, something like those we have seen in Belladonna. The face is very red, the rash seems to be scattered over the surface, the prostration is excessive, the skin is apt to be very dry and hot without as much of the hot sweat as we found under Belladonna. If sweat does come, it does not relieve.

Now let us compare the three remedies, Belladonna, Stramonium and Hyoscyamus, one with the other. In general, we find that Belladonna causes more congestion or inflammation of the brain, Stramonium congestion with more sensorial excitement, and Hyoscyamus more nervous irritation with less congestion and inflammation than either of the others.

The type of the delirium in Belladonna is wild; there is a desire to escape; the patient bites and strikes; the face is red, and the eyes suffused with violent throbbing of the carotids. He either complains of these hallucinations on closing the eyes or he stares at one point with eyes *wide* open. Then too, there is sleepiness with inability to sleep. If there is stupor, it is rather the result of the congestion and inflammation of the brain, and is attended with some symptoms of irritation so that the patient when aroused is violent or he alternates between delirium and stupor, there being no evidence of serious blood changes.

Hyoscyamus has a similar desire to escape; the patient attempts to bite and strike those about him; he has the same desire to uncover, but he lacks the violent throbbing of the carotids and intensity of the redness of the face and suffusion of the eyes. The Hyoscyamus patient

has a particular aversion to light and has especially marked this fear of being poisoned or of being betrayed. Lying quietly in the bed, he suddenly sits up and looks around as if looking for some one whom he expected to see in the room. At a word from the nurse, he lies down again and goes off into a sleep. He may expose his sexual organs. His wakefulness is very different from that calling for Belladonna. He is nervous, whining, crying and twitching.

Hyoscyamus is used very extensively in insane asylums for acute non-inflammatory mania. These patients you find always weak; the pulse often lacks volume; they either have no appetite whatever or else an enormous appetite. Eating is at once followed by an aggravation of the symptoms. Allopathic physicians use very largely the alkaloid Hyoscyamia. This is very similar to *Kali bromatum*, having the power of exciting the sensorium without inflaming the brain. Thus we find *Kali bromatum* indicated in the acute mania of children when they arouse from sleep with screams and imagine that some one is going to hurt them. The patient may also have the insane impression that he is to be murdered or that his honor is at stake, or that those in his house dislike him and intend to hurt him.

Hyoscyamus is particularly indicated in these cases if they are puerperal in their origin. We also find these symptoms of Hyoscyamus in typhoid fevers. The tendency you will see is to a low type of disease; it is a more adynamic remedy than Belladonna.

Belladonna may be indicated in the beginning of the disease when there is the wild and furious delirium. Hyoscyamus comes in later when the stupor becomes more marked; when the patient picks at the bed-clothes or at his fingers in a somnolent sort of way, and occasionally he will reach out as if grasping for something in the air. You will find the tongue in such cases, dry and red; speech, of course, is difficult; and as the case progresses, we have the sordes on the teeth with involuntary stool and urine and dropping of the lower jaw. I would like to say here by way of caution that although a case for Hyoscyamus is clearly made out by these symptoms, yet it does not always act. I cannot tell you why. I can see no cause except that the drug does not act deep enough. In such cases, I usually look up *Lachesis*, *Lycopodium*, *Muriatic acid* and *Arsenicum*.

Stramonium differs from Belladonna and Hyoscyamus. The patient sees objects which seem to rise in every corner of the room and move towards him. He has a mania for light and company, which is just the opposite to Belladonna, is excessively loquacious and laughs, sings,

swears and prays almost in the same breath. The desire to escape is present ; there is sudden spasmodic lifting of the head from the pillow and then dropping it again ; he awakens from sleep in fright and terror, not knowing those around him ; the motions that he makes are quite graceful and easy, although they may be violent. At times, the body is bathed in a hot sweat which does not give any relief to the patient. The desire to uncover is similar to that of Hyosecyamus, but it is more an uncovering of the whole body rather than of the sexual organs. The tongue is often soft, taking the imprint of the teeth ; screaming in sleep often with hiccough ; the face is usually bright red, but not as deeply congested as in Belladonna.

LECTURE XL.

TABACUM, DULCAMARA, CAPSICUM, AND GLONONIN.

TABACUM.

TABACUM contains several active ingredients, the most important of which is Nicotine. Ever since smoking was an "art," attempts have been made to get rid of this Nicotine. Every one acknowledges that it has a serious effect on the body. There are three groups of symptoms which may follow the use of tobacco. The primary symptoms are the well-known gastric symptoms, nausea and vomiting, with the most horrible sickness. The patient is deathly pale, does not care whether he lives or dies. Sometimes, cold sweat breaks out on the body. The secondary effects are more remote, coming months or even years after using the weed, and these are dyspepsia, and also some symptoms of the heart.

These symptoms of the heart, I would have you remember. If they are not caused by tobacco, Tabacum will be a very valuable remedy in their cure. I refer especially to dilated heart when these symptoms are present: There are frequent pallor with lividity of the face, diarrhœa alternating with constipation, palpitation when lying on the left side, muscæ volitantes, tinnitus aurium and dry cough which is cardiac in its origin, paroxysms of suffocation with tightness across the upper part of the chest, feeble and irregular pulse, pains like those of angina pectoris shoot from the heart down the left arm, or up into the neck and involve different plexuses of nerves. The extremities are cold and covered with a clammy sweat. Another symptom that may come as a secondary symptom of tobacco, is neuralgia of the face. This symptom when thus caused is curable by *Sepia* as is also the dyspepsia.

Impotence also follows tobacco and yields often to *Lycopodium*.

The tertiary effects of tobacco include apoplexy.

Tobacco in its effect on the gastric organs very much resembles *Hydrocyanic acid*, *Veratrum* and *Camphor*. For instance, we find it indicated in cholera, when the nausea and cold sweat persist after *Veratrum*, *Secale* or *Camphor*, has stopped the diarrhœa. This nausea is accompanied by burning heat about the abdomen, the rest of the body being cold. The patient persists in uncovering the abdomen.

I would remark here that this kind of sickness suggests Tabacum in

renal colic or in strangulated hernia. There are this deathly nausea and sickness, with slimy stool, from irritation of the bowels.

The resemblance to *Hydrocyanic acid* is in asphyxia. The latter drug acts upon the medulla and hence upon the heart through the pneumogastric nerves. Consequently the symptoms you would expect it to produce are those of the heart and lungs. We find it producing convulsions with drawing at the nape of the neck from irritation at the base of the brain. Along with this, respiration is irregular or gasping and there is great distress about the heart with repeated weak "spells," and coldness and blueness of the surface of the body. It is well to remember this fact in uræmic convulsions when the medulla is affected. Hydrocyanic acid is then our only hope.

Tabacum is used as an antidote to the bad effects of *Cicuta virosa*.

The primary effects of tobacco are generally relieved by *Ipecac*.

Nux vomica is indicated for the bad taste in the mouth and the headache worse in the morning from excessive smoking.

It is said that *Plantago major* produces a distaste for tobacco. I have seen one or two patients who supposed they had a dislike to tobacco after taking it.

DULCAMARA.

Dulcamara, or the "bitter-sweet," contains a small quantity of Solanine, a much smaller quantity in fact than any other member of the group. The tender leaves and twigs have been used for the preparation of the tincture. There have been accounts of poisoning from the berries of the Dulcamara. The symptoms thus produced are hard griping pains in the bowels followed by unconsciousness and spasms. These latter are tetanic and are accompanied by hot dry skin, trismus, loud rattling breathing, and in one case death.

The ordinary symptoms produced by the drug are not so severe. We find as the very central point around which all the other symptoms of the drug group this one: Aggravation from cold damp weather or from changes from hot to cold weather, especially if these changes are sudden. Thus we find Dulcamara useful in rheumatism made worse by sudden changes in the weather; twitching of the muscles of the eyelids or mouth whenever the weather becomes damp; dry coryza, sore-throat with stiffness of the neck, colic from cold especially with diarrhoea at night; earache when it returns with every such change in weather.

Dulcamara has a marked influence on the nervous system; but here again its use in practice is often based on the above aggravation. We

have the tongue paralyzed in damp weather, with impaired speech; hyperæmia of the spinal cord with the paretic state belonging to that disease when caused by lying on damp cold ground and intensified by every return of damp weather. It is also indicated in paralysis of the bladder aggravated by damp weather.

It is also of use in incipient paralysis of the lungs in old people; especially if the symptoms are aggravated by change in the weather.

Dulcamara has a specific influence on the lining membrane of the bladder, causing catarrh of that organ. The urine is very offensive and is loaded with mucus.

It also exerts a marked action on the skin. Thus it develops a bright red eruption on the surface of the body. Here and there, there will be large wheals which may be white or red, and along with these there is usually burning and itching.

It is indicated in urticaria traceable to gastric disorder when there is relief from cold air.

The complement of Dulcamara is *Baryta carb.* This has aggravation in cold weather, especially in scrofulous children.

CAPSICUM ANNUUM.

Capsicum possesses few, if any, of the narcotic properties of the Solanaceæ, but it has, highly marked, the irritating properties of the group. It takes but little of the drug to produce this irritation. Capsicum is eliminated from the body through the kidneys producing strangury with burning when passing water. This drug acts best in persons of lax fibre, rather stout in build, who do not respond readily to medicine, because they are of lax fibre and also because of impaired digestion.

The Capsicum patient has weak digestion or weak stomach, hence the whole man is weak. Such patients are irritable and get angry without any cause. This is true of either adults or children. They are worse from the least draft of air though this air be warm. They are clumsy in their motions.

They are subject to chills and fever. The chill commences in the back. Although the patient is thirsty, yet drinking causes shivering.

The Capsicum patient is subject to catarrhal asthma with red face and well-marked sibilant rales. He coughs, and a successful cough raises phlegm which relieves the asthma.

Capsicum has a symptom of the chest not often met with in practice, and that is very offensive breath during the cough.

It also has a well-marked action on the ear, especially on the middle

ear. It is of use in rupture of the *membrana tympani* from disease when there is soreness or inflammation of the mastoid process of the temporal bone.

For abscess of the mastoid process the preferable remedies are *Aurum* and *Nitric acid*.

For chronic suppuration of the middle ear, you may think of *Silicea*.

Capsicum is of importance in diseases of the throat. It is indicated in diphtheria or in gangrene of the throat when there are burning blisters in the roof of the mouth and when there is an odor from the mouth like that of carrion. The throat feels constricted as if spasmodically closed. The patient is worse when not swallowing. In extreme cases the patient becomes greatly prostrated.

The most similar remedy here is *Cantharis*.

Capsicum is also indicated in elongation of the uvula. It may be used both externally and internally.

In dysentery, it is indicated when the stools are frequent but small and attended with violent tenesmus and burning in both rectum and bladder. The stools are bloody and slimy and contain shaggy pieces. There is thirst and yet drinking causes shuddering.

GLONIN.*

Glonoin.	{	Blood.
		Trauma.
		Convulsions.

Glonoin is nitro-glycerine. It is a very easy drug to study. Its main point of attack is the blood. It does not, however, affect the quality of the fluid so much as it does its circulation. The key-note to the whole symptomatology of the drug is expressed in this one sentence: "*A tendency to sudden and violent irregularities of the circulation.*" With that for our foundation we can easily work out the other symptoms. Glonoin is a drug which acts very quickly and very violently. The symptoms which are traceable to the irregularities in the circulation are these: Very characteristic, indeed, is a throbbing headache. The pain may be in the whole head, or it may be in the forehead, vertex, occiput or any one part of the head. This throbbing is not a mere sensation; it is an actual fact. It really seems that the bloodvessels

* Glonoin was considered in this part of the course of lectures on account of its symptomatic resemblance to *Belladonna*.

would burst, so violent is the action of the drug. The throbbing is synchronous with every impulse of the heart. The blood seems to surge in one great current up the spine and into the head. The bloodvessels externally become distended. The external jugulars look like two tortuous cords, the carotids throb violently and are hard, tense and unyielding to pressure. The face is deep red. This throbbing is either associated with dull distressing aching or with sharp violent pains.

We find Glonoin applicable to sunstroke, indicated either by the symptoms already mentioned, or by symptoms which show that the prolonged congestion has produced depressing effects upon the brain. The face becomes rather pale, the pulse, which was at first full, soft and feeble, and respiration labored. There is not so very much pressure about the chest as about the medulla oblongata, thus interfering with the nerves of respiration. The eyes are often fixed. The patient may even be unconscious. Glonoin, then, we find to be our best remedy for the effects of heat, whether the trouble arises from the direct rays of the sun, from hot weather or from working in the intense heat of a furnace, as in the case of foundrymen and machinists. These effects of the sun or heat are not confined to the head alone, but may involve the whole body. Thus we note oppression of breathing, with palpitation of the heart and nausea and vomiting, the tongue being white. This nausea is not gastric in origin, but cerebral, as under *Rhus tox.*, *Belladonna* and *Apomorphine*. The appetite is gone; there is no desire for food; there is a horrible sunken feeling in the epigastrium, and often, too, diarrhoea. All these symptoms may and do call for Glonoin.

Still other effects of this congestion are found in the eye. The eyes feel as if too large and protrude as though bursting out of the head. Glonoin is indicated in eye diseases arising from exposure to very bright light, as in the case of one obliged to work at a desk beneath a hot bright light, as a bright Argand burner. If you should examine such an eye with the ophthalmoscope, you will find the bloodvessels of the retina distended or, in extreme cases, apoplexy of the retina.

Still other effects of the increased blood pressure under Glonoin may be noticed in the symptoms of the mouth. For instance, there is difficulty in conversation from diminished power of the tongue, this being the result of pressure on the brain. Wine aggravates all these symptoms.

Another effect of the cerebral congestion is convulsions. Glonoin is an admirable remedy for the convulsions coming on during labor, puerperal convulsions. The face is bright red and puffed, the pulse full

and hard and the urine albuminous. The patient froths at the mouth ; she is unconscious. The hands are clenched, the thumbs being in the palms of the hands. At other times, the hands are stretched out as under *Secale*, and the patient is unconscious. I think that Glonoin is one of the best remedies we have for the congestive form of puerperal convulsions, that form which is announced by rush of blood to the head, especially if there is albuminuria. It is also invaluable in congestion to the head from suppressed menses.

The mental symptoms traceable to this congestion are syncope or sudden fainting, the face being pale or often livid, black spots before the eyes, sudden onset of unconsciousness, well-known streets seem strange to the patient. This last symptom is one decidedly dangerous. Suppose a person who is subject to apoplectic congestion, is suddenly seized in the streets with one of these attacks and does not know where he is, then Glonoin is the remedy for him.

Another remedy is *Petroleum*.

Sometimes the congestion is so great as to make the patient frantic. He tries to escape, to jump out of the window. Glonoin is also useful for the bad effects from fear. I mentioned that briefly when speaking of *Opium*. There is horrible apprehension and also sometimes the fear of being poisoned. This last symptom places it alongside of *Hyoscyamus*, *Rhus tox.*, *Bromide of Potassium*, and *Baptisia*.

Another use of Glonoin is its application to trauma. It has been found an excellent remedy for pains and other abnormal sensations, following late after local injuries. Long after the reception of an injury the part pains or feels sore, or an old scar breaks out again ; then Glonoin seems to relieve.

It is necessary for you to remember the distinctions between *Belladonna* and Glonoin, because they meet in the congestions and inflammations of the brain with children and old persons. They divide the honors in these diseases, because each has a number of confirmed cures. We have the *cri encephalique* in Glonoin which is not so marked under *Belladonna*, so it would seem that Glonoin would suit a worse case than would *Belladonna*. The symptoms which would help you are these : First, Glonoin ; the head symptoms are worse by bending the head backwards ; worse in damp weather ; worse from the application of cold water, even causing spasms ; better from uncovering ; better in the open air ; sometimes the patient is obliged to get up and walk about despite the soreness that jarring causes. A very marked symptom which anticipates puerperal convulsions and which is an early symptom

in congestion of the brain from suppressed menses and a prominent symptom in the bad effects of the heat of the sun, is a feeling as if the head was enormously large. The head seems as if it was expanding. Although that symptom is found under Belladonna, it is not so characteristic of that drug as of Glonoin.

Now Belladonna has relief from bending backwards, from sitting up with the head quiet. Belladonna usually has relief from covering the head, while Glonoin has relief from uncovering, although the latter symptom is of less importance than the others.

The best antidote to Glonoin that I know of, is *Aconite*.

LECTURE XLI.

LYCOPODIUM CLAVATUM.

Lycopodium Clavatum.	{	1. Constitution.
		2. Blood.
		<i>a.</i> Fevers.
		<i>b.</i> Ebullitions; pulse.
		<i>c.</i> Varices.
		<i>d.</i> Typhoid.
		<i>e.</i> Scarlatina.
		<i>f.</i> Diphtheria.
		3. Liver.
		4. Dropsy.
		5. Catarrhs.
		6. Kidneys.

LYCOPODIUM or club-moss has long been used in legerdemain and also in pyrotechnic displays for the production of artificial lightning. In legerdemain it is used as a coating to the hand, after which that member may be dipped in water and removed from thence perfectly dry. As a medicine, it was considered wholly inert by members of the allopathic school of practice, and was used only as a drying powder by nurses. In the experience of some it was found that quite severe symptoms followed the use of this powder. Others, on the contrary, used it for months and years, and positively declared it to be inert. Now why was this? The Cryptogamia, unlike other plants, have, instead of seeds, spores, which are sometimes arranged under the leaves, as in the case of Lycopodium. Now these spores have a hard, shell-like covering, within which we find a small quantity of oily substance, which is the active part of the spore. As long as the Lycopodium used consisted of unbroken spores it was inert; when, however, these were ruptured, it became active and symptoms followed its local application.

In the preparation of Lycopodium, great care should be taken to see that all the spores are broken. When thus prepared, we have in it a truly valuable medicine which Hahnemann proved for us, and one, too, which we need in practice almost every day. I love to extol the

virtues of this remarkable drug, for Hahnemann with his infallible *Law*, rescued it from its ignominious use as an infant powder, and elevated it to the highest rank among the antipsorics.

In order that you may understand the symptomatology of the drug, I have arranged the schema which you see before you on the board.

First of all, we will study the constitution, that is to say, the general character of the drug. We find *Lycopodium* indicated most frequently in emaciated persons who are muscularly weak; the mind, however, is well developed. Particularly is this noticeable in children. There is a predisposition to liver troubles, and also to affections of the lungs; the face is often pale and sallow; the eyes being sunken and surrounded with dark bluish circles. Often, too, the face is furrowed with creases and wrinkles, indicating deep-seated disease. The face readily flushes, the cheeks become red. This is often so in the evening and after eating. As to temperament, the *Lycopodium* patient is rather impatient and irritable, easily getting angry. At other times, sadness or tearfulness is well marked. When sick, such patients are apt to become domineering and rather imperious in manner; or to consider themselves of great importance and those about them of no importance, so they order others about with an angry vehement manner. As to the intellectual part of the mind, we find the memory always weak. Thus we find the drug often indicated when there are frequent mistakes in speech. The patient forgets words or syllables.

The changes made in the blood by *Lycopodium* are not numerous. In febrile states we sometimes find it indicated by chill coming at three or four o'clock every or every other afternoon; this chill being followed by sweat without intervening heat; or the case may be characterized by chill coming at this hour, and sour vomiting. There may or may not be heat.

The pulse in *Lycopodium* is not very characteristic. In the provings the pulse is changed very little, except that it is slightly increased in frequency towards evening.

Next, I have to notice varicose veins. *Lycopodium*, by reason of its action on the liver, tends to produce swelling or enlargement of the veins, particularly those which are more or less imperfectly supplied with valves; so we have varices characteristic of *Lycopodium*; varices in the legs, particularly the right; varices of the genital organs; the labia are swollen by varicose veins; this latter condition occurring during pregnancy, being a symptom which calls for *Lycopodium*.

So, too, we often find *nævi* modified by *Lycopodium*. Now, do not

suppose that every nævus is curable by medicine, for such is not the case. It is, however, your duty to cure them by medicine when you can. For this purpose Lycopodium is one of the remedies. Still another remedy, and one, too, which is better than any other, and has also produced nævi, is *Fluoric acid*.

So, too, carrying out a similar line of symptoms, you will find Lycopodium indicated in bleeding piles, piles which contain an immense amount of blood, a far greater quantity of blood than the size of the vein involved would warrant; also in piles which do not mature, but which, from partial absorption of their contents, remain as hard bluish lumps.

Then, again, in erectile tumors which have now an increase and then a decrease of the amount of blood in them, Lycopodium may be useful.

Lycopodium must have some effect on the blood or on the nervous system because of its general use in typhoid states. It is not in the beginning of typhoid fevers that it becomes the remedy, but it is when the disease has gone on despite your treatment to that state in which the symptoms are very alarming. The symptoms which guide you to the selection of the drug are these: First, in regular typhoid fever it is indicated on about the fourteenth day of the fully-developed fever, when the rash belonging to the fully-developed disease does not appear and the patient sinks into an unconscious state with muttering delirium, picking at the bed-clothes, distended abdomen with great rumbling of flatus, constipation, sudden jerking of the limbs here and there, involuntary urination or retention of urine; if the urine is passed in bed, it leaves a reddish sandy deposit in the clothing. These are some of the indications for Lycopodium in typhoid fevers.

They are very similar to those calling for *Calcarea ostrearum*. *Calcarea ostrearum* has been found to be the remedy in this stage of typhoid fever when the rash does not appear. But *Calcarea* may have either constipation or diarrhœa. Lycopodium always requires constipation. *Calcarea* has more hallucinations. The patient sees visions when he closes his eyes; he cannot sleep; although he may be fully conscious, yet he is continually frightened by some imaginary object. In such cases *Calcarea* develops the rash and brings the patient out of this precarious state.

We may have Lycopodium indicated in worse conditions than this; when by reason of the prolonged temperature of the typhoid we have impending paralysis of the brain, it here becomes a leading remedy. The patient lies in a stupor; the eyes do not react to light, and have a fishy

look; the lower jaw is dropped and hangs down; the breathing is snoring and rattling; you can hear mucus rattle as air goes in and out of the lungs; the urine is either passed involuntarily or is suppressed. The pulse is intermittent and rapid. In these cases *Lycopodium* should be given, and it will save the patient if any remedy can.

In these typhoid conditions we have an indication for *Lycopodium* in the tongue. The tongue seems swollen and the patient cannot protrude it, or when the patient does put it out, it rolls from side to side like a pendulum. Almost always, too, the tongue is dry and has blisters on it. These are symptoms enough to warrant you in the choice of *Lycopodium*.

In scarlatina, *Lycopodium* is not indicated by its power to produce an eruption and fever similar to those of scarlatina; it is called for, rather, in those cases which do not take a normal course but which go on to a fatal issue by reason of the constitution. You are guided here by the typhoid symptoms just mentioned and also by another symptom which anticipates these and leads you to *Lycopodium* long before such serious symptoms appear. I refer to the condition of the child after sleep. The child awakens cross and irritable, kicking the clothes off and striking every one about it. Although this symptom may seem insignificant it is not so by any means. Here it resembles *Cuprum*, *Belladonna*, *Stramonium*, and *Zincum*, all of which remedies have arousing from sleep as if frightened. The element of irritability and the absence of symptoms characteristic of the other drugs lead you to *Lycopodium*.

We may make another use of this symptom. Sometimes children have a disease called "gravel," in which lithic acid is passed in sufficiently large quantity in the urine as to cause pain on passing water. They awake from sleep screaming out with pain and kicking at all around them. Here *Lycopodium* is indicated by both the subjective and the objective symptoms.

Often too when *Lycopodium* is indicated in scarlatina you will find that one or the other parotid gland is inflamed and discharging purulent matter.

Probably the very best remedy in the materia medica for parotitis accompanying scarlatina is *Rhus tox*. The next best is *Calcarea ostrearum*, and next to that *Lycopodium*. *Lachesis* is only indicated when the swelling is purplish and the pus is not laudable, but thin, excoriating and ichorous.

In diphtheria, *Lycopodium* is to be thought of when the diphtheritic deposit is most copious on the right side of the throat, with a tendency

to spread towards the left. There is a constant desire to swallow, amounting almost to spasm of the throat, with violent stinging pains. The patient is worse from swallowing drinks, especially cold drinks. You often find the symptoms aggravated from four to eight P.M. Generally, when Lycopodium is the remedy in either scarlatina or diphtheria, the nose is invaded by the disease. The patient cannot breathe through his nose. The tonsils are very much swollen as is also the tongue, so that he is obliged to open the mouth and protrude the tongue in order to get breath. Sometimes after you have given *Lachesis*, the membrane goes to the right side. Then Lycopodium comes in as a substitute.

Next we come to the action of Lycopodium on the liver. Lycopodium acts very strongly on this organ, producing quite a number of symptoms. First beginning with the mouth, we find the tongue coated, sour or exceptionally putrid taste in the morning on arising, violent hunger almost amounting to canine hunger, a few mouthfuls of food seem to produce fulsomeness as though the patient were "full up to the throat," quickly followed by hunger again, distress in the stomach *immediately* after eating, *not some little time after* like *Nux vomica*, cannot bear the pressure of the clothing about the waist, here being somewhat like *Lachesis*, but it is distinguished from *Lachesis* in that the latter has the sensitiveness all the time, but Lycopodium only after a meal. The region of the liver is very sensitive to touch. Sometimes there is a feeling of tension there, and this feeling of tension is a subjective symptom which leads you to the choice of Lycopodium in chronic hepatitis when abscesses have formed. The diaphragm is very apt to be affected in this state. There is a feeling as though a cord were tied around the waist. There is marked collection of flatus. Possibly that is the reason why a small quantity of food fills the patient up. This flatulence tends upwards rather than downwards; rumbling of wind in the splenic flexure of the colon with distension of that portion of the intestinal tract. *Momordica* also has this. There is great fermentation in the intestines, this being followed by discharge of flatus and even by diarrhoea. The bowels are usually constipated, however, with ineffectual urging to stool. After stool, there is a feeling as of a great quantity remaining unpassed.

Now these symptoms, especially if associated with ascites, will lead you to the choice of Lycopodium in that disease known as cirrhosis of the liver.

Lycopodium in these gastric and hepatic symptoms has many ana-

logues, one of which is *Nux vomica*. *Nux* may be distinguished from it by the following: Although *Nux vomica* has sour taste in the mouth, aggravation in the morning and fulness after eating, yet the immediate distress is more prominent under *Lycopodium*. In the accumulation of flatus of the two remedies, *Nux* has more pressure downwards giving frequent urging to stool and pressure on the bladder. Both remedies have prominently constipation with ineffectual urging to stool. The difference between the two remedies is this: *Nux vomica* has this ineffectual urging from its fitful action; under *Lycopodium* it arises from contraction of the sphincter ani.

Sulphur is also similar in the accumulation of flatus and in the sour and bitter taste; but the characteristic place for the accumulation of flatus in *Sulphur* is in the sigmoid flexure, and is referred by the patient to the left groin.

Raphanus is also to be thought of in cases with accumulation and retention of flatus. Dr. Jas. B. Bell of Maine, one of our most eminent surgeons, performed an operation on the abdomen. The patient was decidedly tympanitic and yet he passed no flatus whatever although the bowels moved. That symptom is under *Raphanus*. Dr. Bell gave that remedy and the patient recovered.

Next we come to the dropsies curable by *Lycopodium*. We find the remedy indicated in dropsies particularly in the lower half of the body. The upper part of the body is emaciated, the muscles of the arms and chest are shrunk, the abdomen is distended and the legs swollen and covered with ulcers from which serum continually oozes. Now there are three remedies which may be given when ulcers form on the legs in dropsy. They are *Rhus tox.*, *Lycopodium* and *Arsenic*. The cause of the dropsy indicating *Lycopodium* is liver disease. It has also been used successfully for hydropericardium in heart disease, after the failure of *Arsenic*.

We next come to the catarrhs of *Lycopodium*. *Lycopodium* may be thought of in catarrh affecting the nasal mucous surface, particularly when the nose is "stuffed up" and the child cannot breathe. The child starts up from sleep rubbing its nose.

You may also think of it in bronchial catarrh whether the larger or smaller tubes are involved, when there is accumulation of mucus as indicated by rales, rattling breathing, cough and dyspnoea.

It may also be given in hectic fever with suppuration of the lungs, particularly when the right lung is worse than the left.

It is also useful in pneumonia when the hepatization is so extensive

that the patient has great difficulty in breathing, and there is alternate contraction and dilatation of the *alæ nasi*. It may also be employed in typhoid pneumonia, the symptoms agreeing, and also for the bad effects of maltreated pneumonia, particularly if suppuration of the lungs impends.

In diseases of the kidneys we find *Lycopodium* indicated for a trouble to which I have already referred, the presence of lithic acid in the urine, and also in renal colic affecting the right side.

There is one symptom for *Lycopodium* that I would yet like to add, a symptom not uncommon in typhoid fever, pneumonia, and scarlatina, and that is coldness of one foot while the other is warm or even hot. This symptom may appear insignificant on paper, but I can assure you that it is of inestimable value in practice.

Lycopodium is complementary to *Lachesis*.

LECTURE XLII.

THE UMBELLIFERÆ, THE BERBERIDACEÆ AND SPIGELIA.

THE UMBELLIFERÆ.

THE Umbelliferæ are an order of plants which have a marked action on the nervous system, developing in some cases symptoms akin to hysteria. They also affect the glandular system, producing either engorgement or atrophy of glands. They all act on the mucous membranes, producing catarrh, and some of them act upon the skin, developing pustular eruptions. The remedies obtained from this order are as follows :

Conium maculatum,
Cicuta virosa,
Cœnanthe crocata,
Phellandrium aquaticum,
Petroselinum,
Asafoetida,
Ammoniacum gummi.

We will now proceed to consider the one first mentioned on this list.

Conium maculatum acts as a depressor on the cerebro-spinal system. It develops a paretic state which spreads from below upwards, the lower part of the body giving out before the upper. When the drug is taken in poisonous doses, we find at first a difficulty in walking as though the legs could not be moved. As the action of the poison increases, other and more vital organs are involved. The lungs are attacked ; there is dyspnœa ; the pulse is irregular, showing the fitful condition of the heart muscle. Up to this time, the mind of the patient is perfectly clear. Finally unconsciousness ensues and the patient dies of cerebro-spinal paralysis.

We may utilize Conium in those exhausted states of the system resulting from old age. It may also be used after severe diseases as diphtheria and typhoid fever, and for the sequelæ of that vice of vices, masturbation. In the paralyzes of Conium, sensation is but little involved. Its analogue here is *Gelsemium*, which produces functional motor paralysis and is a prominent remedy in post-diphtheritic paralysis.

In the treatment of the effects of sexual excesses, we find Conium of great utility by reason of its mental symptoms. It produces a perfect picture of hypochondriasis. The patient is melancholy. Conium may also be given when this mental condition arises from celibacy.

Zinc oxide is here very similar to Conium. The latter is a depressing remedy, while the former is irritating as well as weakening.

You may use Conium in vertigo, when it is the result of cerebral anæmia and when it is characterized by exacerbations on turning over in bed. It is often associated with a numb feeling in the brain as if that organ was stupefied.

Acting as Conium does upon the glandular system, we would expect it to be a scrofulous remedy. It is indicated in scrofulous ophthalmia; a characteristic symptom calling for it in this trouble, being intense photophobia disproportionately severe to the degree of inflammation present. In addition to this there are ciliary neuralgia and prosopalgia, usually on one side, and worse from cold, under the influence of which the cheek becomes of a dark red color and swells.

Conium affects the wax in the ears, increasing it in quantity and making it a dark color, something like chewed-up paper.

The proper treatment in these cases is to remove the accumulation of wax by careful syringing, and then give Conium to prevent its formation anew.

Conium does not act very prominently on the chest. We find it useful in consumptives when they find it impossible to expectorate the sputum; they must swallow it again. It is especially useful for tormenting day cough.

Conium weakens the heart, causing the pulse to be one moment full and regular and the next soft, weak, and irregular. This symptom is not an uncommon indication for Conium in aged people.

The use of Conium in glandular diseases and in malignant forms of tumors comes from its power of producing enlargement of the glands, adenomata. The glands affected are of a stony hardness. These indurations are quite common in the mammæ, in the testicles, and in the uterus. Usually, there is little or no pain; although, sometimes, there may be darting pains. Conium is indicated, perhaps, in the beginning of scirrhus. It is also indicated after contusions or bruises when induration is the result.

There is an inflammation of Conium which closely simulates that of malignant disease. In the mouth it gives us a picture of noma; the tongue and mucous surfaces are swollen, with offensive discharge; the

parts have an ashy, grayish hue, and may even be gangrenous. There is great difficulty in swallowing, with spasm of the throat.

In cancer of the stomach, there is vomiting of blood, and of a grayish-black substance which is made up of decomposed blood and broken-down gangrenous tissue.

Conium is complementary to *Nux vomica* in constipation, especially when there is faint feeling after stool.

Ammoniacum gummi is a gum obtained from a very large tree growing in Arabia. It has gained quite a reputation as a cure for diseases of the eye. I have used it successfully in asthenopia, when the eyes smart and burn, especially if used at night by artificial light. The eyes become injected, and often throb, especially in the inner canthus of each eye. It thus stands between *Belladonna*, which is used for affections of the eyes from overwork when there is great congestion, and *Ruta*, which is indicated for irritability of every tissue of the eye from overwork or from using the eyes on fine work.

Asafoetida is a gum having a decided odor of an alliaceous kind. It is especially useful in two classes of disease: First, in nervous diseases developing a perfect type of hysteria; it acts upon the muscular fibres, producing a reverse peristaltic action in the œsophagus and intestines. Thus, it causes a sensation as though a ball started in the stomach and rose into the throat; this being provoked by over-eating, by motion, or by anything that can excite the nerves. It produces a bursting feeling, upwards, as though everything in the abdomen was coming out at the mouth. This is common in colic from hysteria, after belching of wind of a strong rancid taste, and is associated with an empty gone feeling in the stomach at 11 A.M.

The second action of *Asafoetida* is upon the bones. It produces periosteal inflammations, resulting in ulcers, especially upon the shin bones. A characteristic of these ulcers is an intolerance of all dressings. All the parts around it wince under the application of even charpie.

We find *Asafoetida* curing hysteria arising from the sudden suppression of discharges.

Asafoetida produces inflammations of the eye. Thus it may be indicated in iritis after the abuse of mercury, especially when it is of syphilitic origin, with burning, throbbing pains, and soreness of the bones around the eyes. The nearest remedy here is *Aurum*, which has relief by warmth. *Asafoetida* has relief from pressure on the eyeball itself, which *Aurum* has not.

Phellandrium aquaticum we find to be indicated in headache which

involves the nerves going to the eye. There is a crushing feeling on the top of the head, with burning of the eyes and lachrymation.

Phellandrium also causes sharp pains in the course of the lactiferous tubes.

Petroselinum comes into use in urethral disease, especially in gonorrhœa when the inflammation has travelled back, and the patient complains of pain at the root of the penis. There is a sudden irresistible desire to urinate.

Conium causes chronic cystitis, with intermittent urination. The urine flows and stops. That symptom of the drug I have utilized in the treatment of enlargement of the prostate in old people.

Æthusa cynapium is a frightful poison, having narcotic properties as well as paralyzing effects. The principal use we make of the drug arises from its action on the stomach. It produces a deathly nausea and sickness, with vomiting. In the case of a child the vomit consists of curdled milk, which is often green. After vomiting, the child falls back exhausted and goes to sleep. It awakens hungry, it eats and then vomits. The face is pale, and there are dark rings about the eyes. The analogue here is *Antimonium crudum*, which differs from *Æthusa* in having a white-coated tongue. Another remedy is *Calcarea ostrearum* or *Calcarea acetica*, which has vomiting of curdled milk, and the child is apt to have diarrhœa with sour-smelling stools.

Cicuta virosa, another member of the order, when taken in any quantity produces congestion at the base of the brain and in the medulla oblongata. At first, the patient is rigid, with fixed staring eyes, bluish face and frothing at the mouth. Next, there passes a shock, or series of shocks, from the head through the body. The patient is often unconscious, the jaws are locked, the patient bites the tongue. These spasmodic symptoms are followed by profound exhaustion. These symptoms indicate *Cicuta* in epilepsy, spasms from worms, and also in some forms of puerperal spasms.

We notice, too, that *Cicuta*, in addition to these symptoms, develops phenomena which resemble the remote effects of concussion of the brain. The pupils are dilated; there are also vertigo and headache.

Cicuta also attacks the skin, producing a pustular eruption with yellowish honey-colored scabs, particularly about the mouth, and matting the whiskers. It has even cured two cases of epithelioma when the cancerous growth was covered by these honey-colored scabs.

Next, we will study the

BERBERIDACEÆ.

Of this order we have time to study but two drugs, namely, *Berberis vulgaris* and *Podophyllum peltatum*.

BERBERIS VULGARIS.

Berberis vulgaris belongs to the order *Berberidaceæ*, along with *Caulophyllum* and *Podophyllum*. It contains an alkaloid called *Berberina*, which, by the way, is also found in *Hydrastis Canadensis*. Some chemists have even asserted that what is sold as Muriate of Hydrastine is not Hydrastine at all, but Muriate of Berberine. This Berberine, when given in large doses to animals, produces restlessness, convulsive trembling, thirst, diarrhœa, and, finally, paralysis of the posterior extremities. Man is far less readily poisoned by it than are the lower animals.

Berberis vulgaris acts more on the kidneys and bladder than on any other parts of the body; next to these the liver, and lastly on the mucous membranes. It also affects the vital powers and damages nutrition, as shown by the sunken face and excessive prostration.

First of all we will consider the kidney symptoms as the most important. Just as I would say that I would recommend *Digitalis* for several diseases when the heart symptoms decided for it, so would I recommend *Berberis* in certain affections, peritonitis, metritis, etc., when the *Berberis* kidney symptoms predominated. We find in the renal regions, sticking, digging, tearing pains, worse from deep pressure, for they are evidently in the kidneys themselves. These tearing pains extend down the back and into the pelvis, along the course of the ureters. There is a sort of tensive, pressive pain across the small of the back; the back feels stiff and numb; pains of a sticking or tearing character radiate from the kidneys down into the small of the back. Another symptom which seems to be peculiar to *Berberis*, is a bubbling feeling as if water were coming up through the skin. It is a peculiar symptom and one that may point very strongly to *Berberis* as the remedy.

Coming next to the bladder, we find very marked here cutting in the bladder extending down the urethra, burning pain even after urinating. The urine itself presents marked characteristics. We find it yellow, turbid and flocculent. Sometimes the sediment is whitish, later becoming red and mealy. With these urinary symptoms are the tearing pains just mentioned. Now, whenever you have these renal and vesical symptoms, you must think of *Berberis*, whether the trouble be in-

flammation of the uterus, of the bowels, of the peritoneum, or of any other part of the body. The face is usually expressive of deep-seated disease, being sunken and worn looking. General prostration is great.

Sometimes the same condition obtains in liver affections. You find very characteristically sticking pain under the border of the false ribs on the right side. These pains seem to shoot from the hepatic region down through the abdomen. These symptoms may be indicative of the presence of gall-stones.

The stools of *Berberis* are accompanied by violent burning in the anus, as if the surrounding parts were sore; frequent or constant desire for stool. These symptoms have suggested the use of *Berberis* in fistula of the anus.

You may also use *Berberis* in complaints of females, when the leucorrhœa or menstrual difficulty is associated with the peculiar urinary symptoms of the drug.

Berberis is to be studied alongside of *Pareira brava*. The difference between the two drugs is this: In the latter drug the pains go tearing down the thighs, while in the former they seldom go further than the hips.

When a fistula in ano has been operated on and other affections follow, *Calcarea phos.* is the remedy.

We may also use *Berberis* in diseases of the joints, when there are these tearing and burning pains and this bubbling sensation. It is also a very useful drug in rheumatism or gout, when characteristic urinary symptoms are present. This places it by the side of *Lithium carb.*, *Benzoic acid*, *Calcarea ostrearum* and *Lycopodium*.

Benzoic acid is useful in gout and in rheumatism with urinary symptoms, when the urine smells very strong, the odor of the urine being compared with that of the horse.

Calcarea ostrearum has very offensive urine, with a white instead of a turbid deposit.

Lycopodium is useful in rheumatism or gout when the urine contains a lithic acid deposit.

PODOPHYLLUM PELTATUM.

Podophyllum peltatum is the mandrake or May-apple; it also is a member of the order Berberidaceæ. It is a plant that grows to the height of some two or three feet, with leaves spread out like an open

hand. It is found mostly on the borders of woods. The parts used in medicine are the roots and the fruit of the plant. When applied externally, *Podophyllum* produces a rawness of the skin, resembling intertrigo. If the powdered plant gets into the eyes it produces an inflammation of the eyes, and even a perforating ulcer of the cornea.

The central point of attack of the drug, however, is in the abdomen. Shortly after it is taken, there follow diarrhœa, colicky pains, the well-known morning stool pouring out like water from a hydrant, preceded by retching and vomiting, spasmodic contraction of the stomach making the child scream out; diarrhœa which makes us think of *Sulphur*, *Dioscorea*, *Bryonia*, *Natrum sulph.*, and a few other remedies.

In addition to its intestinal action we find it acting on the liver, and here is the main use that is made of the remedy. In the torpid or chronically congested liver, it is indicated. The liver is swollen and sensitive, and friction over the right hypochondrium relieves this sensation. The face and sclerotica become tinged yellow. There is bad taste in the mouth, evidently arising from the degeneration of food in the intestinal tract. The tongue is coated yellow or white, and takes the imprint of the teeth. The bile may become inspissated in the gall bladder, forming gall-stones; thus we find *Podophyllum* indicated in that tormenting disease, bilious colic. The stools are as already mentioned; or they are constipated and clay-colored, showing the absence of bile. These symptoms of *Podophyllum* much resemble those of *Mercurius*. They have won for the drug the name of vegetable mercury. It is much less injurious, however, than is mercury.

Of the remedies producing the symptom, the tongue takes the imprint of the teeth, *Mercurius* stands at the head of the list. Next to that we have *Podophyllum*, and then *Yucca filamentosa*, and, finally, *Rhus*, *Stramonium* and *Arsenicum metallicum*.

Podophyllum also produces prolapsus recti with the diarrhœa. The rectum protrudes with each stool, especially in the morning. *Podophyllum* also seems to have the power of producing and curing prolapsus of the uterus with the attendant symptoms of bearing down with numbness in the left ovary, extending down the thigh, backache, and often coexisting with these, prolapsus recti.

As concordant remedies to *Podophyllum* in this prolapsus we have *Nux vomica* and *Sepia*.

Podophyllum is a valuable remedy during dentition. It does not seem to act on the brain, yet it causes reflex cerebral irritation, whether this be from the abdominal symptoms alone or from the teeth. The

symptoms which indicate it in addition to the gastric symptoms, are moaning and whining during sleep (not crying out with a sharp, sudden noise, as under *Belladonna*, but a sick cry); the child grates its teeth; the head is thrown back and rolled from side to side.

Next we find *Podophyllum* indicated in fevers, usually of a remittent type, particularly in bilious remittent fever. During the chill the drug does not produce many characteristic symptoms; but during the fever the patient is sleepy and sometimes delirious.

For the remainder of the hour I will speak of a drug which is not botanically related to either of the drugs I have been speaking of, and that is *Spigelia*.

SPIGELIA ANTHELMINTICA.

Spigelia is a member of the order *Loganiaceæ*. To understand it as a remedy is not a difficult thing to do, if we start with the idea that it acts on the nerves as a neuralgic remedy, having as a grand characteristic, neuralgia. Associated with these neuralgic symptoms we almost always find symptoms sympathetic from the head, whether these be neuralgic or not. Mentally, we find the patient exhibiting fear, anxiety, forebodings, as though something was about to happen. This is a very common symptom with nervous neuralgic men and women, especially those whose nerves are very much weakened. Another symptom which sometimes appears is fearfulness of pointed things; for instance, the patient is afraid of pins. There is often, also, præcordial anguish.

The neuralgia itself, if it involve the head, begins in the occiput and comes forward and settles over the left eye. It may also involve the cheeks, especially the left. It also has burning, jerking, tearing pains, worse from any noise, or from any jarring of the body. They are usually worse, too, in change of weather, especially in stormy weather. At the acme of the pain there is usually bilious vomiting. The period of exacerbation is quite marked. The pain begins in the morning with the sun, increases during the day, and diminishes toward evening.

We often find *Spigelia* indicated in sick-headache when the patient can bear neither noise nor jarring of the body.

Spigelia is our mainstay in ciliary neuralgia. This may be in either eye, more frequently, however, in the left. The eye symptoms are the following: There may be photophobia from slight retinitis; sharp stabbing pains in the eye, or radiating from the eye. The supraorbital

region is tender to touch. The eye-ball feels swollen as if too large for the orbit. Associated with these symptoms are lachrymation and coryza.

Three remedies are here to be compared with *Spigelia*. The first of them is *Mezereum*. This is useful in ciliary neuralgia. The pains radiate and shoot downward. There is a cold feeling in the eye as though a stream of cold air was blowing on the eye. It is especially indicated when the bones are involved, especially after the abuse of mercury.

Another remedy is *Thuja*. This is useful in ciliary neuralgia. Like *Mezereum* it has cold feeling in the eye, but the pains take the opposite direction, they go upward and backward.

Still another remedy to be thought of is *Cedron*.

Spigelia is a valuable heart remedy. It is to be thought of when there are sharp stitching pains referred to the left chest, and shooting into the arm and neck; when on placing the hand over the heart there is a peculiar purring feeling. The patient is worse from the slightest motion of hands or arms. He cannot lie down. The pulse is not synchronous with the heart.

Spigelia may be used in worms. It causes the following symptoms: Strabismus from abdominal irritation, jerking over the eyes, paleness of the face, with blue rings around the eyes. The patient feels faint and nauseated on awaking in the morning when there is hunger, which is relieved by breakfast; colic worse about the navel; stool consisting of mucus, *fæces*, and worms.

LECTURE XLIII.

MINERAL KINGDOM.

I PROPOSE now to begin the study of the drugs obtained from the mineral kingdom. I have placed on the board (*see next page*) for your study the elements with some of their relations just as we find them in chemistry. They have not been arranged thus to suit the *materia medica*. This is not an absolute arrangement which cannot be altered without destroying its correctness. I wish to explain here the general idea of the relation of drugs, and especially of those belonging to the mineral kingdom. If you consult chemistry you will find that the elements hold to each other an electrical relation. They hold to each other a relation of polarity as positive electric and negative electric. Certain of these elements are emphatically negative, and others are just as positively positive. Some of the elements, as gold, silver, etc., hold a middle relation, being rather neutral. These I have placed at the neutral point of the magnet. The advantage of this method of study will be seen as we proceed. The negative electrics are known to be conductors of light, the positive conductors of heat. The extreme effects in this respect are noticed at either pole, diminishing as we approach the curve of the magnet. Another fact which is well worth knowing, is this general statement: The electro-negatives act on the bowels in the morning, and the chest in the afternoon; that is, they act upward on the body during the day. Exactly the opposite holds true with the electro-positive. These act on the chest in the morning, and on the bowels in the latter part of the day. Most of you are acquainted with the morning diarrhœa of *Sulphur*, which hurries the patient out of bed. You know how the asthma of that remedy increases in the afternoon. Taking the remedies at the other extreme, we have the Kali salts as examples; you know that they have aggravation of their chest symptoms in the forenoon, and of their bowel symptoms in the afternoon. This is, of course, a very general statement, but it may be of great use to you in enabling you to differentiate between drugs. Let me illustrate. You have a case of scrofula and you are obliged to decide between Sulphur and some salt of lime. You will be astonished to see how similar are many of the symptoms of these two drugs. The very fact of the

<i>Electro —.</i>	<i>Electro +.</i>
Oxygen. Ozone. Nitric ac. Amyl nitr.	Antozone.
Sulphur. Selenium. Sulph. ac. Carboneum sulph.*	Hydrogen.
Fluoric ac. Iodine. Spongia. Bromine. Chlorine. Muriatic ac. Cyanogen.	Ammonium. Kalium. Natrium. Lithium.
Carbo veg. Carbo an. Graphites. Petroleum. Cosmoline. Silicea.	Calcarea. Baryta carb. Strontia carb.
Phosphorus. Phosphoric ac. Arsenicum alb. Arsenicum iod. Tellurium. Antimon. crud. Antimon. tart.	Zincum. Magnesium. Cadmium. Alumina. Plumbum. Stannum.
Aurum. Argentum. Mercury. Thallium. Cuprum.	Ferrum. Manganum. Niccolum. Kobaltum.
Platina.	Iridium. Indium.
Palladium.	Rhodium.
Osmium.	

diarrhœa coming in the morning or afternoon, insignificant as it may appear under other circumstances, acts as a symptom of differentiation between these two drugs. Now in making this statement, I do not mean that because Sulphur produces a morning diarrhœa, that it must *always* be the remedy when that symptom is presented; but I do mean that when you are compelled to decide between two remedies having opposite directions in action, this relation becomes of great importance. As you approach the remedies or chemicals at the neutral point of the magnet, you find these effects less and less marked, until, finally, they are unnoticeable.

There is another fact which we may learn from this arrangement of drugs. You notice that here we have oxygen and sulphur. They are chemical elements, which are placed near together in chemistry, and are similar not only as chemicals but also as medicines. Next on the list we have nitrogen, which is used in medicine in the form of Nitric acid. Below this we have a list of remedies which constitute a group in chemistry known as the halogens; they consist of Fluorine, Fluoric acid, Iodine, Bromine, and Spongia. The latter drug is placed here not as a chemical substance, but as a drug which owes its medicinal properties to the iodine and bromine which it contains. It is of practical value to remember these drugs in this connection, because they are not only chemically similar, but they are also similar as medicines. Moreover, this grouping of remedies enables you to keep in mind a group of remedies from which you may choose one to suit your case. I have introduced cyanogen here because it holds important chemical and medicinal relations to the halogens. Below we have the carbon group, Carbo veg., Carbo animalis, Anthrakokali, the diamond, and Graphites. I have also placed in this group, Petroleum and Cosmoline, two oily substances, rich in carbon, and having many resemblances to the pure carbons.

You will find in a future lecture, that I can show you characteristics which belong to all the carbons. You will say that here is a patient who needs some preparation of carbon, which shall it be? This you determine in the same way as you selected one of the halogens. Next we have a group composed of Phosphorus and its acid and Arsenicum. Below, we have Tellurium, Antimonium crudum and Antimonium tartaricum, which is similar enough to the sulphide to be placed along side of it. This group of drugs possesses many similarities. Phosphorus and Arsenic are continually in the physician's mind placed in contrast, and it is often difficult for him to decide which he shall give.

The Antimony preparations are similar in form and isomorphous with Sulphur and Selenium. There is another fact which we may borrow from chemistry, and that is that substances of similar crystalline structure have similar medicinal effects. These substances often replace each other in chemistry. I give you these facts so that you may have a rational conception of drugs, not as mere individuals, but as consistent with nature and with themselves. Here below we have the noble metals, gold and silver. Then we may go up on this side tracing the drugs through the same relation we did on the other. Every one knows how closely related chemically and medicinally are Barium and Strontium. This relation is very much like that of similarity in origin. They are not apt to follow one another well. Here are Sulphur and Sulphuric acid; suppose you are going to decide between them and suppose it to be a perplexing case. You say "I will give Sulphur and if he is not better to-morrow, I will give Sulphuric acid." That is bad practice. It would be much better to say that I will give Sulphur to-day and Calcareo to-morrow. Why? They are similar drugs but entirely foreign in their family relations. Why do I dwell on these two relations? Because I want you to distinguish between that which is the same and that which is similar. Ignatia and Nux vomica are too much as though they were the same thing. Ignatia and Zinc are concordant remedies which are similar but which are not identical. You note that I have placed hydrogen above all the potash salts. You notice that here is placed antozone. Ozone is negative oxygen, and antozone is positive oxygen. Ozone exists in the sea-air and how many times do you send your patients to the sea-shore for relief. We may derive a hygienic fact from this statement; if I have a patient who is something of a Sulphur patient, I would think that sea-air would do him good because sea-air is rich in ozone and ozone in a general way suits his condition. On the other hand, if he belongs more to the "salt" class of drugs I would not send him to the sea-shore. I would send him where antozone exists, as in fogs. We will now proceed to study the drugs derived from the mineral kingdom. The remainder of the hour, I will devote to the consideration of Selenium. To-morrow, we will study that king of remedies, Sulphur.

SELENIUM.

Selenium.	{	Arum tri.	< Cinch.
		Caust., Carbo v., Phos., Spong.	< Wine.
		Sulphur.	> Ign.
			> Puls.

Selenium is isomorphous with Sulphur and resembles it both chemically and medicinally. We find it producing very little effect on the blood and lymphatic vessels. But it acts on the nervous system. We often find it the remedy in nervous diseases. It seems to produce a weakness or general debility involving all parts of the body. This debility is expressed by easy fatigue from any exertion or labor. If the patient sits up a little late at night, or exerts his mind a little too much, he is exhausted the whole of the next day and is thereby unfitted for either mental or physical work. Particularly is he weakened from hot weather. It is evident that the hot weather weakens him, for the weakness increases with the heat of the body, and he becomes stronger as the sun sinks and the temperature with it. He is sluggish on account of this debility. He wants to sleep from sheer exhaustion, and yet he is always worse after sleep. He cannot bear any nervous exhaustion, consequently he is made worse by seminal emissions, whether voluntary or involuntary. As a result of the seminal loss, there are the next day irritability, mental confusion, headache, almost paralytic weakness of the spine, involuntary escape of prostatic fluid, dribbling of semen during sleep, and after stool and urination. Now you will notice at once the resemblance of the drug to Sulphur. Both have bad effects of mental exhaustion and loss of sleep, and both have involuntary emissions and prostaticorrhœa. The distinction lies in the fact that Selenium is worse in the relaxation. Here you find two substances suitable in similar conditions, and yet that shade of difference is sufficient to enable you to know which one is the more useful for your case. Both have impotence. With Sulphur there is more coldness and shrivelling of the genital organs. With Selenium there is more of this total giving up or relaxation, so that semen escapes involuntarily and in dribbles.

We may be called upon to use Selenium for the sequelæ of typhoid fever. When the patient begins to walk about, there is such great debility of the spine that he fears that he will be paralyzed. Again, you see the great similarity between Sulphur and Selenium. Sulphur is invaluable in the exhaustion, consequent upon protracted diseases. This again we have in Selenium. Selenium does not have such characteristic Sulphur symptoms as flushes of heat on the least motion. Sulphur has more that gone weak feeling in the forenoon, which is not marked under Selenium.

We find Selenium also indicated in headache of nervous origin. The pain is of a stinging character, and is usually situated over the left eye and it is worse from the heat of the sun. Notice again, how hot weather

influences the Selenium patient. The headaches return quite periodically every afternoon, and are increased by any strong odor, as the odor of tube-roses, musk, etc. This headache is evidently nervous because it is associated with profound melancholy and profuse flow of clear limpid urine. You often find this last symptom in hysterical patients. Other remedies, however, have it more marked than Selenium.

Again, another indication of the nervousness of this headache is seen in the fact that the patient is worse from drinking tea and from certain acids, notably lemonade. Even tamarind-water aggravates. Here again we have resemblances to the Sulphur, in the periodical return of the headache. With Sulphur, however, it does not return every afternoon but it returns every week; nor has this remedy the aggravation from tea although it has from coffee.

You will find both remedies indicated in the headache of drunkards and of those who have been guilty of debauchery. The Sulphur headache is worse from all forms of alcoholic drinks. The Selenium headache is sometimes improved by brandy, as are also the gastric symptoms. You will find that the patient has a longing for brandy. Now this is not the drunkard's craving. It is the result of a peculiar weakness in the stomach, in which there is a feeling as if the patient wanted something to stimulate him, and brandy is desired as it has a temporary palliating effect. The same symptom you find under *Staphisagria* and *Hepar sulphur*, both of which have that great relaxation and dragging or want of tone in the walls of the stomach and consequent insufficiency in the secretion of gastric juice.

Selenium is indicated in a peculiar form of constipation. It comes to us well-recommended, but it failed me in the one case in which I used it. The constipation for which it is indicated is one purely due to atony of the intestinal tract. Peristaltic action is almost nothing, so that feces become impacted. The feces are hard and dry from absorption of their moisture and require removal by artificial means, yet Selenium is said to tone up the rectum and prevent the recurrence of this symptom. The same symptom is found under *Alumina*, *Opium*, *Plumbum* and *Bryonia*, but these are probably not indicated so often during convalescence.

Another peculiarity of Selenium which qualifies its symptoms is the character of the sleep. The patient sleeps in cat-naps. He awakens often in the night or is easily aroused by any slight disturbance. He awakens at precisely the same hour every morning, before his usual rising time, at which time all his prevailing complaints are worse.

Here again it resembles Sulphur. These "cat-naps" are characteristic of Sulphur. The true Sulphur sleeplessness is this: The patient is aroused from sleep and is then wide awake, and is not ready to fall asleep again. He has not this periodical hour of awakening each morning, which calls for Selenium.

Another resemblance between the two drugs, you will find in affections of the skin. Selenium is useful in skin diseases, particularly when there is itching in the folds of the skin as between the fingers, and about the joints, particularly the ankle joint. The itching may also occur in small spots and is associated with tingling, here again showing involvement of the nervous system. The hair falls off, both that of the head, the eyebrows, and whiskers and other parts of the body. You will find on the scalp an eczematous eruption which oozes a serous fluid after scratching. Here again it bears a striking resemblance to Sulphur, but is distinguished from that remedy if the patient is old enough to describe his case, by this tingling in spots.

We sometimes find, although not often, that Selenium like Sulphur is indicated in chronic affections of the liver. Especially is it called for in enlargement of the liver with loss of appetite, particularly in the morning; there is white coating on the tongue, thus separating it at once from Sulphur. Then, too, when Sulphur has loss of appetite, it has increase of thirst, which is lacking in Selenium. There are sharp stitching pains in the hepatic region, worse on any motion and worse on pressure. Sensitiveness of the liver is found and there is a peculiar fine rash over the hepatic region. If that is present, Selenium is the only remedy you can think of to suit your case.

Selenium has a very marked action on the larynx and lungs. Several animals were poisoned with Selenium. It produced inflammation of the lining membrane of the larynx, congestion of the lungs with exudation into the pulmonary substance. Post-mortem examination showed the mucous membrane to be congested, with dark purplish spots here and there through it. Oozing of blood and frothy serum followed the incision of the knife. I have used Selenium successfully in the hoarseness of singers, particularly when the hoarseness appears as soon as they begin to sing. It may also be used when hoarseness appears after long use of the voice. There is frequent necessity to clear the throat by reason of the accumulation of clear starchy mucus. These symptoms are very suspicious of incipient tubercular laryngitis. Here Selenium is grouped with *Arum triphyllum*, *Spongia*, *Causticum*, *Carbo veg.* and *Phosphorus*.

Arum triphyllum has entirely different effects, but it bears a strong symptomatic resemblance to Selenium. It is also useful for the hoarseness of singers and orators, but it is especially indicated when the voice suddenly gives out during use. For example, the patient is talking in a sort of monotone when the voice suddenly breaks and goes up to a higher key.

The antidotes to Selenium are *Pulsatilla* and *Ignatia*. China and wine are inimical to it. The debility caused by Selenium, so says Hahnemann, is very much increased by the use of Cinchona. Now the emaciation caused by Selenium is very similar to that of Cinchona. We have debility and emaciation from loss of animal fluids. That is also found under Cinchona ; yet the two drugs are inimical.

LECTURE XLIV.

SULPHUR.

	SULPHUR.		{	Psorinum.
				Merc., Nitric ac., Lach.
				Nux., Puls., Bry.
				Bapt., Arsenicum.
				Calc. ostr., Lyc., Silic., Sepia.
				Aconite, Bell., Bry.
				Phos., Ant. t., Ars.
Calc. ostr., Acon., Aloes.				> Nux, Puls., Merc.

SULPHUR is an element with which you are all familiar. You must be careful if you prepare the medicine yourself, that you obtain it perfectly pure. The sublimed Sulphur that you buy in the shops, is very impure. It contains some of the oxygen acids of Sulphur, some Selenium, and often, too, Arsenic. When chemical substances are associated in this way in nature, it is a fact that they must be related medicinally. There is also a relation between the plant and the soil in which it grows. Thus Belladonna which grows in lime earths, is related medicinally to Calcareo. The Agaricus will never grow where there is coal. You will find no relation between Agaricus and the carbons. Cistus Canadensis grows where there is mica, consequently you may expect some relation between that drug and Magnesium.

Sulphur may be said to be the central remedy of our materia medica. It has well defined relations with nearly every drug we use. The great utility of Sulphur, arises from this peculiarity, it is our mainstay in defective reaction. When the system refuses to respond to the well-selected remedy, it matters not what the disease may be, whether it is a disease which corresponds characteristically with the symptomatology of Sulphur or not, it will often be the remedy to clear up the case and bring about reaction, and either itself cure the case, or pave the way for another drug which will cure. This quality of Sulphur arises from its relation to what Hahnemann called psora. Hahnemann taught what is practically true that when a disease is suppressed (and a disease is suppressed when it is driven from the surface to the interior of the

body) there is formed a constitution or dyscrasia which will afterwards modify every abnormality from which the patient may suffer. For instance, an eruption on the skin is dried up or is driven in by some external application. Afterwards (it may be some time), another disease may appear. Now this does not come necessarily as a skin affection. Pathologically, it may be entirely different from it. For instance, as the result of exposure to cold, the patient contracts pneumonia. This suppressed eruption so modifies the disease that it is not curable until that same eruption is reëstablished on the skin. Then you will be amazed to see how promptly the remedy that before refused to act, now cures the case. Many times has Sulphur restored such suppressed diseases, and in this fact, lies its wide application in practice. Particularly is it applicable after the suppression of itch.

Sulphur is especially adapted to persons of rather light complexion (although dark-complexioned persons may also yield to its influence), who are easily angered. It is one of our mainstays in the treatment of the negro. Whether this is owing to the rapid growth of scrofula in that race or not, I cannot say. It is also suited to persons who are subject to skin affections, particularly to those who have harsh, rough skin, which very readily breaks out with eruptions of various descriptions, varying from a simple erythema to a positive eczema. There is apt to be also an offensive odor from the body. This odor may arise partly from uncleanness, for the typical Sulphur patient is not very fond of water. Bathing aggravates his complaints. There is, moreover, a positive distaste or dislike for water. This peculiar disagreeable odor or exhalation from the skin is not removed by washing, hence you must consider it to be an abnormality arising from impure excretions from the skin. The patient is rather of coarse fibre. His hair is harsh and coarse. There is craving for alcoholic drinks, especially those of the coarser type, as beer, ale, whiskey, etc. The patient walks rather stooped from weakness of the spine. Then, too, as I have already said, he fails to react to the apparently indicated remedy.

In defective reaction Sulphur does not stand alone. I have already spoken of the value of *Psorinum* in this connection. *Cuprum* should also be thought of. We also have *Laurocerasus* in chest affections, particularly in diseases of the lungs which do not respond to treatment; *Valerian* and *Ambra grisea* in nervous diseases; and *Carbo veg.*, particularly in abdominal affections and in the collapse which is marked by cold breath, cold knees, etc.

Now let me speak of the action of Sulphur on the circulation. In

almost every instance in which it is the remedy you will find deranged circulation. It seems to act prominently on the venous circulation, producing a sort of plethora. But this is not a true plethora. It is the result of irregularities in the distribution of the blood, by which certain parts of the body become congested. These congestions, generally speaking, are such as occur particularly from abdominal troubles, especially fulness of the portal system, a very common trouble nowadays. Especially is Sulphur indicated in plethora that has arisen from sudden cessation of an accustomed discharge, particularly a hæmorrhoidal flow. For example, piles have suddenly stopped bleeding, and fulness of the head, with distended bloodvessels, fulness of the liver, etc., show that congestion of these parts has resulted. Sulphur will, in these instances, ease the congestion and restore the accustomed discharge. Then you may proceed with Sulphur or with some other remedy, according to the indications of the case, to cure this abnormal discharge in the proper way.

The congestion of the head, for which Sulphur is indicated, is accompanied by roaring in the ears (hence there is congestion about the auditory nerves), redness of the face, this symptom being worse in the open air and better in the warm room. The head feels heavy and full almost to bursting. The patient feels worse when he stoops.

Sulphur is frequently indicated in congestion of the chest with or without hæmoptysis. There is great difficulty in breathing. The patient feels oppressed and wants all the doors and windows opened. These symptoms are accompanied with violent palpitation of the heart, that organ trying to compensate for the increased supply of blood to the thoracic cavity.

If I may be allowed to use the expression, there is too much blood in the heart. The blood rushes into that organ and is not removed by its contractions rapidly enough. This is a very common symptom indicating Sulphur, and especially calls for it when the patient is disturbed at night with sudden rush of blood to the heart, with violent palpitation, gasping for breath, feeling as if the patient would suffocate if fresh air is not obtained. These symptoms may also be experienced during the day from ascending a height or from exercise where the heart is called upon to do extra work. Often the patient feels as if the heart was too large for the thoracic cavity.

As further evidence of the irregular distribution of the blood in Sulphur, we have redness of the various orifices of the body. This symptom is very characteristic of the remedy. The lips are of a rich red color.

This symptom often indicates Sulphur in pneumonia, scarlatina, dysentery and anæmia. Redness of the ears may be noticed even when the rest of the body is not abnormal in color. With this last indication, Sulphur has often prevented earache in children. With this indication it has often prevented erysipelas. We also find this redness along the borders of the eyelids, giving them an appearance as if they had been painted. We find redness at the anus, with soreness of the part. That symptom is particularly useful in the diarrhœa of children. The child screams with pain when the bowels are moved. That symptom alone may frequently lead you to decide that Sulphur is the remedy. The same symptom is also true of the vulva, which is found to be red.

Another and very common expression of the irregularity in the circulation is flushes of heat. It is not particularly the flushes of heat that occur at the climacteric for which Sulphur is indicated, but it is the flushes of heat which may occur in any disease and do occur during convalescence. The "flush" is followed by more or less moisture, which gives relief. To be purely characteristic of Sulphur, this is often associated with other symptoms, such for instance as, sensation of heat on the top of the head. The feet in such cases are apt to be cold and the patient complains of weak feeling in the epigastrium, this being especially worse in the forenoon from ten to twelve. While you often cure flushes of heat with Sulphur when this symptom is absent, you never fail if you have this heat on the top of the head, cold feet, and sinking feeling in the epigastrium. In the flushes of heat at climaxis you may also think of *Lachesis*, *Sulphuric acid*, *Nitrite of Amyl* and *Kali bichromicum*.

Another illustration of the action of Sulphur on the circulation is shown in the fever of the remedy. Sulphur is not particularly indicated in typhoid or septic conditions. There is no indication that Sulphur makes changes in the structure of the blood such as belong to scarlatina, typhoid fevers and to septic conditions generally, so that from this fact we could not give Sulphur. There are other reasons than the septic changes that enable us to give Sulphur. It is indicated when the fever is of a remittent or continued type. It may be used after Aconite for the pure synochal fever when, despite the use of that remedy, the dry, hot skin remains and there is no reaction or no critical sweat, which will give the necessary relief. Hour after hour, day after day, this fever continues; hence its name, continuous. Or it may be what has been termed a "continuous remittent;" that is, there is an exacerbation each evening and a slight fall towards morning, the fever never

going away entirely. You may give Sulphur when this fever approaches the typhoid condition, led by these indications: The patient begins to be drowsy with his fever. His tongue is dry and red at the edges and top, and he responds to your questions very sluggishly and slowly. The patient is literally burning up with the fever. The consumption of oxygen of the system is producing these symptoms. Sulphur acts marvellously in these cases.

Sulphur may also be indicated in intermittent types of fever. It is not a specific for intermittent or malarial fever and yet it has periodicity in its symptoms. Here you must select it from the well-known symptoms, torpor with slowness in answering questions, chills will not stop despite your well-selected remedy, particularly if the intermittent assumes the remittent type, or more frequently, if the remittent type commences and runs into the intermittent. It may also be called for in malarial neuralgia occurring mostly in the face and recurring quite periodically and resisting other remedies. Here, too, you must remember *Cinchona* and *Arsenicum*.

In these fevers I would have you place Sulphur alongside of two other remedies. These usually follow Sulphur. In their symptomatology they suit a more advanced case than does Sulphur. These two remedies are *Baptisia* and *Arsenicum*. *Baptisia* typifies a fever which is decidedly typhoid in its tendency. The case is a decidedly worse one than that calling for Sulphur. The torpor does not stop with this sluggishness in responding to questions, but it goes on to stupor, so that the patient even falls asleep while answering you. The tongue becomes of a brown or blackish hue down its centre and sordes form on the teeth. The discharges from the mouth and from the bowels have an offensive odor; the face has a besotted look; the blood is actually decomposed from septic poisoning or from the prolonged high temperature.

Arsenicum suits inflammatory fever further advanced than that calling for either Sulphur or Aconite. It has some symptoms which remind you of the latter remedy, notably restlessness, full bounding pulse, hot dry skin, anxiety and fear of death; yet beneath all these symptoms, there is evidence of profound tissue-changes. The inflammation is going on to destruction of the parts involved, whether the disease be typhoid fever or a simple inflammatory affection from cold, as in gastric catarrh. The symptoms are aggravated after midnight; there is burning thirst with tendency to drink little and often, or burning thirst with refusal to drink water because it aggravates these symptoms, espe-

cially the burning like coals of fire in the part affected. With all these symptoms the brain may remain perfectly clear.

Next, we come to the consideration of the action of Sulphur on the lymphatic system, including under this head the glands and the vessels themselves. Sulphur is our mainstay in scrofula, which is, as you know, an affection involving this lymphatic system. It is the prince of remedies here. It is especially useful in the very commencement of the disease, when its first evidences are presented, particularly in patients having the temperament which I have already described to you as characteristic of the Sulphur patient. The patient sweats about the head particularly during sleep. There is a marked tendency to eruptions such as crusta-lactea, boils and, in older children, acne. In the case of children, the head is large in comparison with the rest of the body. The fontanelles, particularly the anterior, remain open too long from defective osseous growth. There is tendency to bone affections, to caries and particularly, in early childhood, to rickets and to curvatures of the spine. The child has a voracious appetite. This it expresses by greedily clutching at all that is offered it, whether edible or not, as if it were starved to death. There is defective assimilation. Glands are so diseased that while sufficient food is taken into the system, it is not appropriated to the nourishment of the body, so that the child is always hungry and yet emaciated. The child looks shrivelled and dried up like a little old man; the skin hangs in folds and is rather yellowish, wrinkled and flabby. All these are precious symptoms for the exhibition of Sulphur. You may occasionally have to use Sulphur in the beginning in a sort of negative condition. You are certain from the majority of symptoms that you have a case of scrofula, and yet no particular remedy appears to be indicated. Then you should give Sulphur which develops the symptoms and shows you what you have to contend with.

In marasmus of children you may give Sulphur when many of the symptoms already mentioned are present. The child is ravenously hungry, especially at 11 A.M. Now, in regard to this eleven-o'clock hunger, I would say that if you want to use Sulphur successfully in these cases, you must also have these symptoms present: Hunger at 11 A.M., heat on top of the head and cold feet. If you have these three symptoms present, Sulphur never fails you. If there is heat on the top of the head alone, you must think of *Calcareo* or *Phosphorus*.

Another affection of which I wish to speak under the head of the lymphatic system is tuberculosis, not that I wish to say that scrofula

and tuberculosis are identical, but that the lymphatic vessels have considerable to do with the spread of tubercle. Sulphur is a valuable drug in tuberculosis, no matter what part of the body it may invade. It is especially useful in tubercular hydrocephalus. Here it has done good work, not in the third stage, when the case is nearly hopeless, but in the commencement of the pathological process when there are violent convulsions, sudden flushing of the face, the child cannot hold its head up from weakness of the cervical muscles. The child wants to lie with its head low. That symptom expresses a great deal, because when the head is low, there is less effort of the neck required to hold the head up. The child cries out in its sleep. Often, on falling off to sleep, there is sudden jerking of one or both legs. It cries out in sleep as if frightened. The face is red and the pupils are dilated. *This is not a case for Belladonna. Belladonna cannot, never did and never will cure tubercular meningitis.* The symptoms tend to appear more or less periodically. Associated with these few cerebral symptoms you will have very many general symptoms, some of which I have already mentioned, and some of which will be. When I give you these symptoms in different groups, I do not wish to convey the idea that these symptoms indicate the drug only when they occur in their respective groups.

In tuberculosis affecting the lungs, Sulphur is indicated only in the beginning. I would here caution you as to how you use the drug. If carelessly or wrongly given, it may precipitate the disease which it was your desire to cure. You must not repeat your doses too frequently; and you must never give it unless you are certain that it is *the* remedy, for the tendency of Sulphur is to arouse whatever lies dormant in the system. The particular indications for Sulphur are these: The body feels too hot. The patient wants the windows open, no matter how cold the weather may be. There are frequent flushes of heat, empty feeling in the stomach, heat on top of the head, cold feet, etc., palpitation of the heart on ascending, pain through the left chest from the nipple to the back. Now you may, in this condition, give Sulphur as high as you choose, one, two or three doses, and await results. Watch your patient carefully, and in many instances a cure will result, but not in all.

In tuberculosis affecting the mesenteric glands, Sulphur is indicated by the symptoms that I have already mentioned under emaciation and scrofula.

You may also find Sulphur indicated in hip-joint disease, and in white-

swelling, both of which are probably of tubercular origin. You will be aided in your selection of the drug by the general symptoms.

In these tubercular troubles you may compare with Sulphur, *Calcarea ostrearum*, and *Phosphorus*. Both of these remedies are suited to scrofulous children, generally after Sulphur. They are indicated more by the general character of the patient than by the brain symptoms alone. All three remedies, as you know, have the same imperfect growth of tissue. The Sulphur patient is apt to be thinner than the one of *Calcarea ostrearum*; but *Calcarea* especially suits a fat, flabby, apparently well-nourished child; the paleness, and the softness of flesh show you that the growth of fat has been obtained at the expense of other tissues. The sweat of the Sulphur patient has an offensive odor; with *Calcarea*, the sweat is on the scalp and is cool.

Calcarea phosphorica gives you these symptoms: There is tendency to emaciation rather than obesity; the abdomen may be large, but is more apt to be flabby. The fontanelles, especially the posterior, remain open too long.

Still another remedy is *Apis*. You know that *Apis* is one of the best remedies in tubercular meningitis. It is very similar to Sulphur. Both remedies are indicated in cerebral symptoms arising from the repercussion of some eruption—Sulphur, if it is a chronic eruption, and *Apis*, if it is an acute one. Even here, they collide. The best distinction to make is this: *Apis* is indicated when there is well-marked effusion on the brain; the patient cries with a piercing shriek. Then, again, the restlessness of the two remedies ought to be compared. With Sulphur, the patient does not sleep at all, or it starts up from sleep suddenly, or sleeps in cat-naps. In *Apis*, we have this picture: The child is sleepy; it suddenly awakes from sleep with a shrill cry; it may be wholly or partly conscious; it is sleepy, but cannot sleep.

Sulphur acts as powerfully on the nervous system as it does on the circulation. It affects the brain, producing first some alterations in the functions of that organ. For instance, it may be useful in hysterical states, when the general symptoms of Sulphur are present; when the patient has the insane idea that she is very wealthy; she tears up her clothes regardless of the consequences; she plays with and examines old soiled rags with pleasure, evidently regarding them as objects of beauty. At other times there is profound melancholy, with disposition to do nothing at all; she is perfectly listless. This is not the indifference of *Phosphoric acid*, but the listlessness or torpidity that is very common in hypochondriasis. At other times, the patient is affected with a

religious mania ; even this mania is remarkably egotistic ; the patient fears that she will not be saved ; there is anxiety about one's own soul with perfect indifference concerning the salvation of others. At other times, the patient is intolerably irritable and peevish ; this is particularly true with children.

Again, Sulphur may be indicated in hydrocephaloid. I have tested it fully in this condition, and know it to be invaluable. The hydrocephaloid comes in during the course of cholera infantum. The little patient lies almost in a stupor. The face is pale, and bathed in a cold sweat, particularly the forehead. Do not mix the case up with *Veratrum*. The eyes are half-open, and you find the pupil reacting very sluggishly to light ; the urine is suppressed (a very alarming symptom) ; the child occasionally twitches or jerks one or the other limb, and may now and then start up from sleep with a cry. That is a condition in which you will find Sulphur to act like a charm, and that, whether the diarrhoea continues or not. There is no remedy which can take its place. There is not in the case the violent rolling of the head, the suffused face, or the crying out of *Belladonna*, nor is there the *cri encephalique* belonging to *Apis*, but there is a group of symptoms peculiar to Sulphur.

Sulphur acts on the spine, producing several conditions there ; first of all, it is useful in spinal irritation. On pressing between the vertebra, you notice how the patient winces. Sulphur may also be used in spinal congestion, when the trouble results from suppression of the menses, or, still more particularly, from the suppression of an hæmorrhoidal flow. The back is so sensitive that any sudden jarring of the body causes sharp pains along the spine ; there is dry heat, particularly in the small of the back, and this is often associated with cold feet.

We also find it indicated in paraplegia, or paralysis of both legs. Sulphur has produced this, and it can cure it. I do not think that Sulphur is well indicated in far advanced cases resulting from either sclerosis or softening of the cord or from chronic inflammation of its meninges ; but it has done good work in paralysis of both legs with total retention of urine, and numbness extending up to the umbilicus. When the urine is drawn by the catheter it is found to be turbid and highly offensive. Now Sulphur must be given persistently in these cases. I must say, that it will not always cure, for many cases are incurable, but it will cure some cases in which the central cause of the trouble is not so chronic, and in which the alterations in the structure of the cord are not so profound but that they can be removed.

General weakness of the spine, not classed under any particular

name, has been sometimes cured by Sulphur. The patient has the characteristic stooped appearance of Sulphur. The chest feels empty and weak; it tires him to talk; there is weakness in the epigastrium during the forenoon. We may also use Sulphur when these symptoms occur during convalescence from various acute diseases.

We next have to speak of the action of Sulphur on the muscles, ligaments, tendons, and joints. Sulphur is indicated in acute and chronic rheumatism, particularly the latter, when the inflammatory swellings seem to ascend; that is, they begin in the feet and extend up the body. The pains are worse in bed, and at night. The patient uncovers on account of burning heat of the feet. Especially do we find Sulphur useful during the course of acute inflammatory rheumatism for that annoying symptom, jerking of the limbs on falling off to sleep.

We may also use it in synovitis, particularly after exudation has taken place. Sulphur here produces absorption, and very rapidly too, particularly in the knee.

We come next to study the action of Sulphur on the serous membranes. I have already spoken of its use in tubercular meningitis, so I now speak of its action on the pleura. We find Sulphur indicated in pleurisy, particularly when you have that sharp stitching pain through the left lung to the back, worse lying on the back, and worse from the least motion. It is also useful in cases that refuse to respond to the well-chosen remedy, particularly when there is well-marked pleuritic effusion. *Apis* is also to be thought of in this condition.

In peritonitis Sulphur is indicated more by the general symptoms than by those directly referable to the affected part itself.

We next come to the action of Sulphur on the mucous membranes. Here we will consider its use in catarrhs and pneumonia. We find Sulphur indicated first of all in conjunctivitis. It is especially useful when the trouble has resulted from a foreign body in the eye, particularly after Aconite fails. It is also useful in scrofulous inflammations of the eye, especially with the characteristic tendency of this remedy to congestion. The eyes are red and injected, and there is a feeling as of a splinter of glass in the eye. The inflammation is worse in hot weather. During the winter the child is comparatively free from trouble. This symptom then is due to the relaxing influence of heat. The child is worse when near a hot stove. With the above symptoms to guide us, we may also use Sulphur in keratitis.

In nasal catarrh or coryza we find Sulphur indicated in those who

are subject to catarrhs, especially chronic catarrh, when scabs form in the nasal cavity, the nose bleeds readily, and is swollen, the alæ especially are red and scabby, this redness at the outlet of the nose being quite consistent with the Sulphur condition. The nose is "stuffed up" while in doors, but when the patient is out in the open air, breathing is unobstructed.

Coming next to the throat and lungs, we find Sulphur indicated in laryngitis and also in bronchial catarrh. Hoarseness is present, and this makes the voice very deep, a sort of basso profundo. In other cases there is aphonia, which is worse in the morning. The more chronic the case the more is Sulphur indicated.

In bronchitis, especially chronic bronchitis, Sulphur is indicated when there seems to be an enormous and persistent accumulation of thick muco-pus. The patient suffers from spells of suffocation, with palpitation of the heart. He must have the windows open. The cough is worse when he is lying in a horizontal position, and may then be so violent as to cause nausea and vomiting. Sulphur may sometimes prevent pneumonia by relieving the lungs of that hyperæmia which necessarily precedes the deposit of plastic matter. If in the very beginning you give Sulphur you will prevent the disease, providing, of course, that remedy is indicated. If you are too late to prevent it you may still use Sulphur when exudation has commenced, that is, in the beginning of the stage of solidification. Even then it may modify the course of the disease. Again, you may give it in torpid cases to bring about a reaction when resolution will not take place rapidly enough, and you fear that there will be formation of tubercles. You may also use it in pneumonia with typhoid tendency, with slowness of speech, dry tongue, etc., and also at the later stage of pneumonia when the lungs refuse to return to their normal condition and you fear the breaking down of lung tissue. You hear all sorts of rales. Expectoration is muco-purulent, the patient has hectic type of fever, loses flesh, etc. Sulphur will save the patient. But you should not give it after tubercles have formed. The proper remedy then is *Lachesis*. Sulphur is indicated only in the early stages of phthisis. It is seldom indicated in the advanced stages. But in the very incipency, when you have an increase of blood in the chest, beginning dulness on percussion in the apex of either lung, diminished respiratory movement in the upper portion of the chest, Sulphur will, by equalizing the circulation, cure the case.

In affections of the bowels we find Sulphur a very useful remedy.

You may give it in diarrhœa when these characteristic symptoms are present : The stool changes frequently in color ; at one time it is yellow, at another slimy, and at another watery. It may contain undigested food, especially in the case of scrofulous children. It is particularly worse in the morning, driving the patient out of bed.

You may also use it in dysentery, particularly after the tenesmus has ceased, and mucus and blood are still being discharged. Respecting this early morning diarrhœa of Sulphur, it is necessary that you distinguish several other remedies from it.

In the first place *Bryonia*, which is useful for early morning diarrhœa, which comes on as soon as the patient begins to move about.

Natrum sulphuricum is similar to Sulphur, and often requires to be used in scrofulous cases. That also has diarrhœa in the morning after getting up and moving about, but the stool is associated with a great deal of flatus.

Another remedy is *Rumex crispus*, which has exactly the same symptom as Sulphur, early morning diarrhœa, hurrying the patient out of bed. But it is indicated after catarrhs, with the characteristic cough of *Rumex*.

Still another remedy that is confused with Sulphur is *Podophyllum*. This has early morning diarrhœa, hurrying the patient out of bed. Like Sulphur the stools are of a changeable color. It differs from Sulphur in that the diarrhœa continues through the whole day, although worse at noon. Then, too, with Sulphur, you will almost always find the tendency to soreness and rawness of the anus.

Phosphorus has morning diarrhœa, with green painless stool.

Dioscorea also has morning diarrhœa, but it is associated with griping colicky pains, pretty much of the same character as those calling for *Colocynth*, but they are apt to fly off to other parts of the body.

I wish now to say a few words about the skin symptoms of Sulphur. I have referred to them already in brief, so that I am only supplementing what has already been given to you. You will remember that the skin is apt to be harsh, rough, coarse, and measly in the genuine Sulphur patient. There is very little tendency to perspiration, or if there is perspiration, it is only partial, and then offensive, sour, or musty. There is tendency to the formation of acne, principally on the face. Pustules form here and there over the body, which heal very slowly indeed. Freckles are spread plentifully over the face, hands, and arms. There is also a tendency to intertrigo ; soreness and rawness appear

wherever there is a fold of skin, in the groins, mammæ, or axillæ, or in the folds of the neck.

We find Sulphur indicated in that affection known as itch. Now Hahnemann was the author of the theory that if itch was suppressed by external salves, as by sulphur ointment, that there will appear in consequence many other diseases. He cites hundreds of cases to prove his assertions. Some years after this announcement a Corsican found the little *sarcoptis homines* burrowing beneath the skin and laying its eggs in these burrows. He showed this to be the cause of the itch and then thought he had effected the complete destruction of the psora theory. But there is another side of the story. A man who is a victim of the "itch" goes along the street and meets two friends, A. and B., with both of whom he shakes hands, and A contracts the disease while B escapes. Now there must be a difference in the constitutions of these individuals or they both would have taken the itch or both escaped it, for they were both exposed to the same extraneous influences. A's system must have been unsound or he could not have taken it, for the itch insect cannot find a suitable dwelling place in a healthy organization. So, after all, the Corsican's discovery did not overthrow Hahnemann's psoric theory; the term psora is an unfortunate one, but it serves to indicate the constitution which favors the growth of the *sarcoptis*.

Sulphur is a valuable remedy to treat this affection, because the symptoms of this disease belong to it. It has itching in the bends of the joints and between the fingers as soon as the patient gets warm in bed. The skin becomes rough and scaly, and little vesicles form. As the disease progresses you find occasional pustules appearing here and there over the eruption. Now in order to rid your patient of this *sarcoptis*, wash the parts thoroughly in warm water with soap, and then have him rub the skin thoroughly with a common crash towel. Then apply the oil of lavender, which will kill both the eggs and the fully-developed insect without suppressing the disease. Then you may give Sulphur internally. If Sulphur has been used externally and the itch suppressed, you may have other remedies to choose from.

Give *Mercurius* when pustulous and eczematous eruptions complicate the case.

You may give *Sepia*, particularly when constitutional symptoms appear. There are occasional large and well-formed pustules which develop into an impetigo.

Causticum is especially useful when itch has been suppressed by ointments of either mercury or sulphur.

I next wish to say a few words about the action of Sulphur on the digestive apparatus. Sulphur is useful in disorders of the stomach, liver and intestinal canal. It may be indicated in dyspepsias of many varieties. The particular indications of the drug may be set down as these: First, in a general way, you find it indicated in patients who suffer from abdominal plethora or passive congestion of the portal system, as indicated by a sensation of tightness or fulness in the abdomen, with feeling of repletion after partaking of but a small quantity of food. The liver is congested, enlarged, and sore on pressure. The bowels are constipated, with frequent ineffectual urging to stool, and with hæmorrhoids which are the direct result of this abdominal plethora. Constipation frequently alternates with the diarrhœa. In these cases the diarrhœa is not apt to be the early morning diarrhœa of Sulphur. This remedy may also be the remedy for gastric ailments arising from the suppression of an eruption, whether that be erysipelas, eczema, itch, or the like.

Dyspepsia of drunkards, after excessive use of brandy and beer rather than wines, sometimes calls for Sulphur. Here, too, you often find the enlarged or congested liver.

Sulphur is also indicated in dyspepsia from farinaceous food. It seems as if in every case of disease of the liver in which Sulphur is indicated, the patient cannot digest farinaceous food, which calls upon the pancreatic juice and bile as well as upon the gastric juice itself. The patient vomits a great deal. He cannot take any milk. If he attempts to do so he vomits it at once. That is a common symptom, you know, in drunkards. The vomited matters are apt to be sour and mixed with undigested food. In addition to these symptoms you find all sorts of abnormalities of appetite. The patient is hungry at ten or eleven o'clock in the forenoon, even after eating a moderate breakfast. He has goneness, faintness or gnawing feeling in the epigastrium, as if he must have food, or sink. When he gets the food and relieves his hunger, he begins to feel puffed up. He feels heavy and sluggish, and so low-spirited that he scarcely cares to live. It will be well to remember that Sulphur is indicated not so much in the beginning of these affections as after *Nux vomica*. You find almost exactly the same symptoms under *Nux*. When that remedy only partially relieves, Sulphur comes in to complete the cure.

Lachesis should be used in the enlarged liver of drunkards when the

case has gone on to a low grade of symptoms, especially if inflammation ensues and abscess forms in the liver.

If the liver wastes away, secondarily to the congestion, we must depend upon other remedies, the most important of which are *Phosphorus* and *Laurocerasus*.

Next, a word or two in regard to Sulphur in diseases of the sexual organs. There is a trio of medicines, *Nux vomica*, *Sulphur*, and *Calcarea*, which are useful in cases of masturbation and excessive venery. Beginning with *Nux* you note some improvement in the patient; by and by, you will find symptoms of Sulphur presenting themselves. If Sulphur fails after producing partial relief, *Calcarea* completes the cure. The symptoms calling for Sulphur are these: You will find the patient weak and debilitated, having many of the gastric ailments that I have mentioned, particularly faintness, flushes of heat, cold feet and heat on the top of the head. There is frequent involuntary emission of semen at night, exhausting him the next morning. The seminal flow is thin and watery, and almost inodorous, and has lost all its characteristic properties, being nothing more than a shadow of the normal seminal secretion. The genital organs are relaxed; the scrotum and testicles hang flabbily; the penis is cold, and erections are few and far between. If coitus is attempted, semen escapes too soon, almost at the first contact. The patient suffers from backache and weakness of the limbs, so that he can scarcely walk. He is, of course, low-spirited and hypochondriacal.

You may find Sulphur indicated in gonorrhœa, whether the discharge be thick and purulent, or thin and watery, when there are burning and smarting during urination, and when there is this bright redness of the lips of the meatus urinarius. Sulphur may also be used when phimosis occurs, especially when there is inflammation and induration of the prepuce.

Sulphur also acts on the female genital organs. The main symptoms it produces are those which come from congestion of these organs. They are associated with flushes of heat and abdominal plethora; there are bearing down and weight in the uterine region, a feeling of fulness and heaviness there, standing is a very annoying position to her, and there is burning in the vagina, often in association with pruritus and appearance of papules on the mons veneris.

The nearest remedy to Sulphur here, is *Aloes*, which produces precisely the same symptoms, the same bearing down, the same fulness of the abdomen from abdominal plethora. Sulphur has in addition to

the above symptoms, aversion to washing. Aloes acts more on the rectum than on any other portion of the alimentary tract. There is a constant desire for stool. When stool is expelled it is accompanied by a great deal of flatus. The hæmorrhoids of Aloes protrude like bunches of grapes, and are always relieved by cold water.

In closing my remarks on Sulphur, I want to mention two or three uses you can make of the crude article. Sulphur has in its totality of symptoms a perfect picture of cholera Asiatica. It suits the incipient symptoms. It bears a resemblance to the course of the disease and also to the subsequent symptoms. We have, then, in Sulphur a true prophylactic of that dreaded epidemic. It may be used by placing a little flowers of sulphur inside of the stockings. This sulphur is absorbed, as shown by the exhalation of sulphuretted hydrogen with the sweat.

Flowers of sulphur burnt in a closed room may be used as a disinfectant.

LECTURE XLV.

THE CARBON GROUP.

Carbo animalis (contains phosphate of lime).
Carbo vegetabilis (contains carbonate of potash).
Graphites (contains iron).
Aniline sulphate.
Carboneum (Lampblack).
Coal gas.
Bisulphide of Carbon.

I INVITE your attention this morning to the medicines obtained from the carbon group. Carbon in its purity is found only in the diamond. We have it comparatively pure, however, in the lampblack, or Carboneum. Carbon will necessarily be somewhat different in its action according to the source from which we obtained it. Hahnemann used principally three carbons, *Carbo animalis*, *Carbo vegetabilis* and *Graphites*. The first he derived from the animal kingdom, the second from the vegetable, while the last was an artificial product found principally lining the interior of large iron retorts. *Carbo animalis* is obtained principally from bones. It contains some phosphate of lime. *Carbo veg.* contains some carbonate of potash. It is obtained principally from a variety of the beech-tree. *Graphites* is always contaminated with more or less iron. Hence you see that these are not pure carbons. I have also placed on the board, the Sulphate of Aniline which behaves like a carbon and is a carbonaceous compound. Then too, we have Carboneum and Carbonic oxide. Carbonic acid gas does not seem to possess active medicinal properties. It is not very poisonous. Its main deleterious effects are due to deprivation of oxygen. Carbonic oxide is much more poisonous, producing death, not only by suffocation, by displacing the needed oxygen, but by another remarkable peculiarity. It has the property or peculiarity of displacing oxygen from the blood and taking its place there. You know that oxygen is carried along in the blood by the red corpuscles. Carbonic oxide has the power of supplanting the oxygen in these structures. For a time, it seems to act like

oxygen, but soon its poisonous properties are manifested with all the inevitable results of asphyxia. Coal gas, which we obtain by slow combustion of coal, and the illuminating gas used in our large cities, are of this character. They produce serious effects when taken in large quantities, especially when the subject is deprived of the ordinary atmosphere. It is said that this coal gas is beneficial in the treatment of whooping-cough. I have known of but one case thus treated, and that one died. Bisulphide of Carbon which has also been proved has some valuable symptoms.

Now all of the carbonaceous substances have some properties in common. For instance they all have a tendency to relieve putrescence or putrid discharges or putrid exhalations from the body and offensive sores. You all know the mechanical properties of charcoal, what an absorbent it is, and how it can purify the atmosphere or substances that are undergoing decomposition. The animal charcoal, which is more porous, is here more effectual than the vegetable. If you bury a dead rat or mouse in charcoal for several months, you will not find any odor from the animal at the end of that time, but only a clean white skeleton. But this property, I would have you know, is not entirely mechanical. In the potencies, this property may be seen in the human system. Now I do not mean to say that potentized charcoal will prevent the odor from a decomposing animal, but I do say that in a potentized state, it exerts similar effects on the human system.

All the carbons act also on the skin, producing excoriations of the skin and intertrigo. They affect the glands also, causing enlargement and induration of the axillary and other lymphatic glands, even as in the case of Carbo veg. and Carbo animalis, cancerous enlargement and infiltration. They all affect the mucous membranes, producing catarrhs of the nose, throat and lungs and also of the bowels. They all tend to produce asphyxia. We find this prominently in Carbo veg., less so in the Carbo animalis, and very marked in Aniline and Carboneum. Carboneum may produce asphyxia with convulsions simulating those of epilepsy. Coal gas and Carbonic oxide too are calculated to produce dyspnœa from deprivation of oxygen. We find also that all the carbons act on the veins, producing varicose veins. We find too that all the carbons tend to produce flatulence. This is one of the reasons why I object to toast as an article of diet for the sick. Toast when the bread is nicely dried through by gentle and continuous heat is very beneficial, but when it is charred, it tends to produce flatulence. The flatus is offensive and has an odor like that of rotten eggs.

CARBO VEGETABILIS.

Carbo veg.	{	<i>Ars., China, Phos., Phos. ac.</i>	
		In collapse, <i>Camph., Veratr. alb.</i>	
		<i>Caust., Kali c., Sulph.</i>	
↓	↓	Paralysis of lungs.	{ <i>Ant. tart., Ammon. c.</i>
			{ <i>Baryt. c., Mosch., Nitr. ac.</i>
↓	↓	{	<i>Lauroc., Lach., Opium.</i>
<i>Kali c., Phos.</i>		{ <i>Bry., Nux v., Puls., etc.</i>	

As I have already intimated to you, Carbo veg. contains some carbonate of potash. It is also a fact worthy of note, that *Kali carb.* is complementary to Carbo veg. especially in lung and throat affections and also in dyspepsia. Carbo veg. is also complementary to Phosphorus, here too in chest affections, in the throat more than anywhere else and, too, in excessive debility, particularly in the threatened paralysis of the whole system as a sequel to severe disease. The drug is antidoted by *Arsenicum* and by *Camphor* and holds an inimical relation with *Causticum*. The inimical relation between Carbo veg. and *Causticum* is not so marked as that between the latter remedy and Phosphorus.

In analyzing the drug, we will speak first of its effects on the blood. We find Carbo veg. indicated in affections in which the blood is decidedly changed, its composition altered. There is decided sepsis or blood poisoning in many of the diseases in which Carbo veg. is the remedy. We find the drug indicated in hæmorrhages, hæmorrhages too of a very low type. Thus we give it in epistaxis or nose-bleed when the face is pale and sunken and almost hippocratic. The blood flows persistently for hours, perhaps for days. It is dark and rather fluid. It is apt to occur in old and rather debilitated persons and during the course of diphtheria. You find nearly the same symptoms under *Camphor* and *Mercurius cyanatus*.

We also find Carbo veg. indicated in hæmorrhages from the lungs, not only in hæmoptysis, but also in bronchorrhagia. In these cases, you will find the patient suffering from great anxiety and yet without any particular restlessness. The anxiety is very evident in the face and in the efforts at breathing, but there is no particular restless tossing about. The patient complains of burning pain in the chest. Carbo veg. is to be used especially in far advanced cases of lung degeneration.

The pulse in these cases is apt to be intermittent and thready. The face is pale and often covered with cold sweat. The patient wants to be fanned, because fanning brings more air to the lungs.

These same symptoms indicate *Carbo veg.* in hæmorrhages from the uterus, whether metrorrhagia or menorrhagia. Here, however, you find burning pains marked, burning across the sacrum and lower portion of the spine. If the hæmorrhage continues any length of time, you will notice the same trouble in the chest, with the difficulty in breathing above mentioned.

Carbo veg., you will find here, will work hand in hand with *Cinchona* and *Arsenicum*. *Arsenicum* is useful in these persistent hæmorrhages of a low type, depending upon some degeneration in the organ affected. Both it and *Carbo veg.* have these violent burning pains. With the *Arsenicum*, however, you have, as a distinction which applies all through, irritability of fibre and mind too, which is not the case with *Carbo veg.* *Carbo veg.* is a torpid sluggish remedy, while *Arsenicum* has irritability with restless tossing about, anxiety, etc.

Ipecacuanha should also be remembered in hæmorrhages, especially in hæmorrhages from the lungs and uterine hæmorrhages, when the patient takes long breaths as if panting. Unless there is present a cold stage, amounting almost to collapse, you may prefer to begin with it rather than with *Carbo veg.* or *Cinchona*.

Next, we find *Carbo veg.* useful in varicose veins which occur on either the arms or legs or even on the female genital organs. These varicose veins tend to ulceration. Now, you will find these varices bluish or livid, looking as though the blood had long remained in them. In these varicose ulcers, you will find very similar symptoms to those in other ulcers in which *Carbo veg.* is the remedy; burning pains, mottled appearance of the skin around the ulcer as though the smaller capillaries had become enlarged. Ecchymoses are seen beneath the skin. The ulcers have a decidedly indolent appearance.

Carbo veg. is also useful in ulcers other than varicose when they are of a very low type. They are flat ulcers, tending rather to spread on the surface than to dip deeply into the parenchyma of an organ. They discharge not a healthy pus, but instead that which is ichorous, corrosive, thin, burning and offensive in character. The burning is worse at night, depriving the patient of sleep and keeping him in torture the whole night. Even in cancerous ulcers, in ulcerating scirrhus, you will find *Carbo veg.* useful.

It may also be administered in carbuncle, particularly when the

affected parts are bluish or livid, and when the discharges are offensive and associated with burning pains. In these cases, it is not only your duty to give it internally, but also to apply it externally as a plaster. It tends to prevent decomposition of fluids, sweetens the sore and so prevents poisoning of the system. The same is true for gangrene. When carbuncles or boils become gangrenous, Carbo veg. may be indicated. In these cases, it is distinguished from Arsenicum by the absence of this extreme restlessness.

In febrile conditions, Carbo veg. is useful for the typhoid and intermittent types of fever, for collapse during fever and for yellow fever. It is a preventive of yellow fever just as Sulphur is of cholera. If all the ejecta of the patient are buried in charcoal, the spread of the disease is sure to be prevented. When the disease is fully established, Carbo veg. would be of no more use than would Sulphur during the course of cholera.

The intermittent type of fever in which you may employ Carbo veg. is of a low grade. The case is one of long-standing and has been abused by quinine. There is thirst during the chill. The feet are icy-cold up to the knees. That is a very characteristic symptom of Carbo veg. (*Menyanthes* is the remedy in quartan fever when the legs below the knees are icy-cold.) When the heat comes, it is in burning flashes. The sweat is either sour or else exceedingly offensive, from alterations in the discharges of the skin. During the apyrexia, the patient is pale and weak. Memory is weak, the mind seems to be fogged. The patient is decidedly low spirited and melancholy.

In the hectic type of fever, Carbo veg. is indicated by pretty much the same symptoms as those which I have already mentioned. It is particularly useful for hectic fever dependent upon long-lasting suppuration, whether due to abscess in the lungs or in the hip-joint or about the vertebræ.

You know that abscesses accompanying diseases of the spine may have to be opened. Sometimes, surgeons are afraid to do this before they have prepared the system for it, because reaction is so slow that the patient may be made worse by it. The danger from opening these abscesses may be greatly lessened by the use of Carbo veg. or Cinchona.

In collapse from various causes, you may use Carbo veg. There is decided lack of animal heat. The nose, cheeks and extremities are cold. The breath even may be cold. It is indicated in the late stages of typhoid fever, after protracted loss of vital fluids as after long-lasting hæmorrhages, during cholera Asiatica, during pneumonia and, in fact,

in any form of disease in which these symptoms appear. The body seems to be icy-cold, especially about the extremities, the breath is cool, the pulse is threadlike, scarcely perceptible, and intermittent. The lips may be bluish from cyanosis. Breathing is very weak and superficial; the patient may be either conscious or unconscious. Now, Carbo veg. in just such cases comes in as a savior, and rescues many a case that would otherwise die.

There are other remedies similar to Carbo veg. in collapse. *Camphor*, especially, is similar to it in cholera Asiatica, but it is rather indicated in the beginning of cholera without any vomiting or diarrhœa, when the poison seems to have depressed or shocked the nervous system, so that the patient is icy-cold, dry, or in a cold sweat; the tongue is cold. If he can speak, it is in a squeaky or in a high-pitched voice, or else it is a husky, toneless voice. Camphor, in such cases, brings about reaction very quickly. Carbo veg. would be indicated in the later stage, when the prostration is the result of the drain on the system by the alvine discharges.

Veratrum album is also similar to Carbo veg. in collapse. It has cramps in the calves of the legs and characteristically, cold sweat on the forehead.

I wish next to say a word about Carbo veg. for its action on glands. The glands, especially the mammæ, become indurated. There are burning pains in the swollen glands with tendency to suppuration. When they do suppurate, the discharged pus is not of a laudable character.

We find Carbo veg. indicated in catarrhal troubles which are provoked by warm moist atmosphere, such as we have in this latitude with southwest or southerly winds. The patient is worse in the evening. He has aphonia recurring regularly each evening, associated with raw feeling down the larynx and trachea. There is dry tickling cough, at times quite spasmodic in its character.

It is here analogous to *Phosphorus* and is often preceded or followed by that remedy. The *Phosphorus* aphonia is associated with rawness of the larynx and is worse in the evening.

In the morning aphonia, Carbo veg. is more closely allied to *Sulphur* which has loss of voice particularly in the morning.

Still another concordant remedy of Carbo veg. is *Causticum*, which is suited to laryngeal catarrh in singers, with rough hoarse voice, and associated with tracheo-bronchial catarrh with rawness and burning under the sternum. This is found under both remedies. The main

difference is that Causticum has hoarseness worse in the morning, and Carbo veg. in the evening. Causticum has aggravation in dry cold weather and Carbo veg. in a damp, warm atmosphere.

Another remedy is *Eupatorium perfoliatum*, which I use for hoarseness with soreness in the larynx, trachea, and bronchial tubes, too. The hoarseness is worse in the morning, and is apt to be associated with pains all over the body.

Carbo veg. may also be used in asthma, particularly in the asthma of old people and of people who are very much debilitated. They look during the asthmatic attack as if they would die, so oppressed are they for breath. They are greatly relieved by belching wind. It is especially indicated in asthma which is reflex from accumulation of flatus in the abdomen.

It may also be used in threatening paralysis of the lungs in typhoid fever, after pneumonia, and in old people. The "paralytic catarrh" of old people calls for Carbo veg. There are loose rattling rales when the patient coughs or breathes, a marked symptom of emphysema. The bronchial tubes are greatly dilated. In addition to this you will find coldness, symptoms of collapse, etc.

The nearest approach to Carbo veg. in emphysema is *Ammonium carb.*, which like Carbo veg. has blood poisoned by carbonic acid, giving you the coldness, blueness, etc., incident to that condition.

In threatening paralysis of the lungs, we have a great many remedies to consider, most of which I will reserve until we come to speak of Phosphorus, which stands very close to Carbo veg. Then, too, you should also remember Moschus and Antimonium tartaricum.

Antimonium tartaricum applies when there are loud rales heard in the chest. It seems as if there was an immense amount of mucus there. The patient can scarcely raise any phlegm. The extremities are cold and blue from the cyanosis developed by the blood poisoning. The patient soon becomes drowsy and passes into a stupor from which he can be aroused, but into which he readily relapses. You should also remember Antimonium tartaricum when, in the course of lung affections, whether there be bronchiectasia or catarrh on the chest in children (and here it is especially called for), the cough ceases or becomes more rare and yet there is no diminution in the mucus-production itself. Your practiced ear placed on the chest detects just as much oppression of the chest, just as copious an exudation, and just as much rattling of phlegm in the lungs, and yet the child does not cough so

frequently. The mother thinks the child is better. But in reality the child is worse, for the lungs are losing their power.

Carbo veg. is an excellent remedy for the terrible dyspnoea of chronic aortitis, especially when the patient has become very anæmic, dropsical, etc. Here you should compare *Arsenicum*, *Cuprum* and *Lachesis*.

Still farther, I want to speak of the action of Carbo veg. on the stomach and bowels. We find it here, rivalling other well known remedies in dyspepsia or indigestion, and those of a rather low type too. We find it indicated, too, for the bad effects of debauchery, for excessive indulgence in table luxuries, and for bad effects from wines and liquors and all kinds of dissipation. As a result of dissipation we may have just such symptoms as call for Carbo veg.; headache, particularly in the morning when the patient awakes from sleep, having spent the best part of the night carousing; dull headache referred to the back part of the head, with a great deal of confusion of mind. There is humming or buzzing in the head as though a hornet's nest had taken its place there. The patient feels worse in the warm room. The pains also seem to go from the occiput through the head and into and over the eyes, giving a dull heavy aching in that region. There are nausea and weakness referred to the stomach, usually a burning sort of distress referred to the epigastrium. He is unable to take any fat food, whether meat, gravy, or fried food. He cannot drink milk because it produces flatulence. The stomach feels heavy as if it were dragged down after eating. The abdomen is distended with flatus. Both belchings and borborygmi are offensive. The wind belched has a rancid taste. Sometimes it has a putrid taste and a decidedly offensive odor when passed from the bowels. He suffers from constipation with piles. The piles get worse every time he is on a spree. Sometimes they protrude and are bluish, they are so distended with blood. At other times, he has morning diarrhoea with stool which is watery and thin and accompanied by a great deal of straining. We find Carbo veg. particularly indicated here after the failure of *Nux vomica*. The patient is peevish, easily angered. Vertigo reflex from the gastric disturbance is present. It is especially worse after a debauch and after excessive indulgence in high living. It is often associated with syncope, especially at meals or after eating:

The nearest concordant remedy here is *Arsenicum*. Both remedies have bluish protruding piles, both have burning in the epigastrium, both have anxiety, and both have ailments after the excessive use of liquors, and both are suited for the bad effects of ice-cream, and ice-

water in hot weather. The difference between the remedies may be expressed in these few words: Carbo veg. is torpid, Arsenicum is always irritable; of the two remedies, Carbo veg. has the burning most marked especially in internal parts, as in the stomach.

Nux vomica impinges on Carbo veg. in the bad effects of over-eating and high living. As I have already said, Carbo veg. comes in when Nux has ceased to act. The Nux toper is a thin, spare, yellow, wiry fellow. That of Carbo veg. is sluggish, stout and lazy.

Next we are to distinguish Carbo veg. from *Cinchona*. That ought to be easily done, because the two drugs meet only in the flatulent dyspepsia and in debility. *Cinchona* is suited to a peculiar functional debility, when the system is devitalized by loss of animal fluids. Carbo veg. is the better remedy when the debility arises from organic causes, when we have a picture of collapse with hippocratic face and coldness of the body, particularly of the knees. This last is an excellent indicating symptom for Carbo veg. It may occur in almost any disease. Both remedies produce great flatulence. *Cinchona*, however, does not have this rancid belching with burning. Belching temporarily relieves the symptoms.

Lycopodium also typifies perfectly this state of tympanites. The abdomen is enormously distended. The distinction to be made between it and Carbo veg. is this: Carbo veg. produces more flatulence of the bowels, *Lycopodium* more of the stomach. Again, Carbo veg. produces rancid belching or else passage of offensive flatus with bitter taste in the mouth. *Lycopodium* has more of a sour taste with its belching. Carbo veg. may be indicated in dysentery. Here it is called for in very severe cases. There are burning pains situated deep in the abdomen, usually in one or the other of the bends of the colon. The abdomen is greatly distended and tympanitic. The pulse is weak and intermittent. The discharges from the bowels are horribly offensive and brown, watery and slimy in appearance. You see what a desperate case we have here, one that calls for great skill in prescribing. You must distinguish between two other remedies and Carbo veg. These are Arsenicum and *Cinchona*.

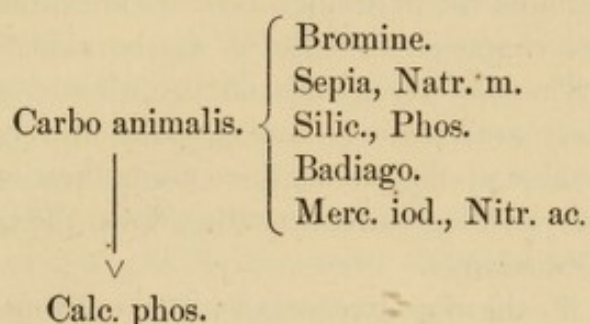
Arsenicum helps when there is, as I have said, that irritability of fibre. The patients are just as sick and just as near death's door as is the Carbo veg. patient, but they are restless, and complain of burning thirst and yet have an intolerance of water. The discharges from the bowels are about the same in character under the two remedies. Arsenic, however, has not such marked tympanitic distension of the abdomen.

Cinchona and *Carbo veg.* are also similar in these cases. Both have these dark offensive fluid discharges, both have the distension of the abdomen, both have great weakness and hippocratic face. With *Cinchona*, however, the movements from the bowels are provoked by every attempt to eat or drink. Belching gives but temporary relief. Again the flatus is not so offensive as with *Carbo veg.* nor are the burning pains so marked as under *Carbo veg.* or *Arsenicum*.

LECTURE XLVI.

CARBO ANIMALIS, GRAPHITES AND PETROLEUM.

CARBO ANIMALIS.



CARBO ANIMALIS and Carbo veg. do not follow each other well. They are so far inimical that one may not be given with benefit after the other. They are too nearly the same. Carbo animalis contains some phosphate of lime. Carbo animalis is complementary to Calcareo phosphorica especially in affections of the glands.

Carbo animalis is suited to old persons and to those who are greatly debilitated by disease, particularly when there is a predominance of what is known as venous plethora. You find such patients particularly inclined to blueness of the skin. The hands and feet readily become blue, with distended veins showing through the skin. They become ill from very slight causes. The cheeks often get bluish. Both it and Carbo veg. are indicated in decomposition in certain parts of the body, as in gangrene and ulceration of the surface or of internal parts, with putrid discharges. Both, too, are indicated in weakness of the digestive organs, both are indicated for the bad effects of loss of animal fluids, particularly during lactation.

Now as a general distinction between the two drugs, you may remember this: Although both drugs act on the glands, the predominance is in favor of the Carbo animalis for glandular affections. For instance, we find it indicated in induration of glands, of the axillary glands and of the glands in the groin, particularly in syphilitic or gonorrhœal patients. These buboes are hard like stone; Carbo animalis is especially useful when these have been opened too soon, and

when there is a gaping wound which has partly healed leaving the surrounding tissues of an almost stony hardness.

Badiago rivals *Carbo animalis* in just these cases, particularly in indurated buboes that have been maltreated.

Again, we find *Carbo animalis* indicated in cancer more frequently than *Carbo veg.*; particularly is it useful in cancer of the breast or of the uterus. In mammary cancer, you have the gland indurated in little nodes; a small circumscribed portion of it is as hard as a stone. Later the skin around the induration becomes bluish and mottled, thus showing you the characteristic effect of *Carbo animalis* in producing venous stasis. The axillary glands on the affected side become indurated and there are burning drawing pains through the *mammæ*. In the case of cancer of the uterus, there are induration of the cervix, metrorrhagia, and burning pains extending down the thighs, and thin, offensive vaginal discharge.

In affections of the digestive organs, *Carbo animalis* differs from *Carbo veg.* in this: We find that under *Carbo animalis*, there is gone-ness and empty feeling in the pit of the stomach, not relieved by eating, and in this respect it is very similar to *Sepia*.

We find these symptoms indicating *Carbo animalis* preferably to *Carbo veg.* in the weakness of nursing women; we notice that every particle of food taken, distresses the stomach, just as we found under *Carbo veg.*, but with *Carbo animalis* there is coldness about the stomach which is relieved by pressing firmly with the hand or by friction over the abdomen, thus showing you the weak debilitated condition in which the patient is, who requires this remedy. *Carbo veg.* has dragging heaviness about the stomach to distinguish it. Both remedies have piles with this weak digestion, but there is oozing of a thin inodorous fluid from the rectum in *Carbo animalis* which does not exist markedly under *Carbo veg.*

Both drugs meet again in affections of the chest. We find them both indicated in the late stages of pneumonia, bronchitis, or of phthisis pulmonalis, when there is destruction of the lung tissue and decomposition of the fluid which is expectorated. It is just here that you are most liable to make a mistake in selecting one drug for the other. *Carbo animalis* has this symptom to distinguish it, suffocating hoarse cough producing shaking of the brain as though the brain were loose in the head. There is a cold feeling in the chest. (*Bromine* has that sensation also.) Expectoration is green, purulent and horribly offensive, and comes generally from the right lung, in which, you will find by

examination, a cavity. As soon as the patient closes his eyes, he feels as if he were smothering.

The Carbo veg. cough is spasmodic, with deep rough voice or else with aphonia. There is decided burning in the chest and expectoration is profuse, particularly in the bronchitis of old people. It is yellow and very foetid, more so than in Carbo animalis. The patient has dyspnœa, worse on turning over in bed and on dropping off to sleep. There is a great deal of rattling in the chest.

Carbo animalis is more useful than Carbo veg. in constitutional syphilis, and for this reason: While both may be indicated in constitutional or tertiary syphilis, after the abuse of mercury, particularly when the glands are affected, and there is great emaciation, Carbo animalis is indicated more by these symptoms: It has coppery-red blotches on the skin, particularly on the face. That you know to be the characteristic hue of syphilitic eruptions. In this respect it resembles *Mercurius bin.*, *Nitric acid*, and *Badiago*, more than it does Carbo veg.

In debility, we find Carbo veg. always superior to Carbo animalis. We find very few characteristic symptoms indicating the latter as a remedy in the last stages of typhoid fever, pneumonia, and scarlatina. The only difficulty you will have in deciding between the two drugs will be in the debility attendant upon lactation.

In affections of the ears we find Carbo veg. and Carbo animalis again meeting. Thus, we find both drugs causing otorrhœa. The discharge is thin, ichorous, bloody, and excoriating in both remedies. With Carbo animalis there is also associated a swelling of the periosteum behind the ears over the mastoid process. Here it is similar to *Nitric acid*, *Aurum*, and *Capsicum*. With Carbo veg. we find this otorrhœa particularly as a sequel to exanthematous diseases, as measles and scarlatina. There is no swelling of the periosteum back of the ear. Both remedies are indicated in deafness. Carbo animalis has this peculiar symptom: They cannot tell whence sound comes. Carbo veg. is indicated in deafness when the ears are too dry from the absence of the cerumen or wax, or when there is discharge of offensive cerumen.

In eye symptoms we find Carbo animalis indicated when the patient is far-sighted; while walking along the street objects seem to him to be far off. The eyes seem as if they were loose in their sockets. This feeling is due to relaxation in the connective tissue similar to that found in the brain. Old people have dimness of sight on attempting to read, but this is relieved by rubbing the eyes.

Carbo veg. is indicated when the patient is near-sighted; objects have

to be placed near to the eye to be seen. This symptom is worse after exerting the eyes or after using them steadily for any length of time.

GRAPHITES.

Graphites.
 ↓ ↓
 Arsenicum. Ferrum.

Sepia, Pulsatilla.
 Kali carb., Phosphorus, Calcareo ostr.
 Sulphur, Lycopodium, Silicea, Hepar.
 Phytolacca.
 Mezereum, Petroleum, Iris, Rhus.
 Mercurius, Antimon. crudum.
 Staphisagria.
 Ratanhia, Pæonia, Nitric acid.

Graphites is not a pure carbon. Even the purest specimens of it contain some iron. You will note that I have placed beneath it two complements, namely, Arsenicum and Ferrum. It has many symptoms in common with Ferrum, acting complementary to that drug, and many more allying it to Arsenicum.

It is a relative of Ferrum, principally in this class of symptoms, particularly in anæmia or chlorosis of females. There are irregularities in the distribution of the blood, and pallor of both skin and mucous membranes.

It is complementary to Arsenic in many of the skin symptoms, in affections of the glands, burning in internal parts, and other symptoms akin to it. Besides these complementary remedies, Graphites has quite a number of concordant remedies. It is antidoted by *Arsenicum*, and in some of its gastric symptoms by *Nux vomica*. Arsenicum, you thus see, holds two relations to Graphites; one of antidote and one of complement. It is complementary in one series of effects, and antidotal in another. Arsenicum antidotes especially the mental symptoms of Graphites.

The Graphites patient is sad and full of grief, particularly if a female. She has an anxious, apprehensive state of mind, which compels her to move about from place to place. She has forebodings of some imaginary accident or mishap which is about to take place; it makes her anxious and restless; she cannot be kept quiet. It is this group of symptoms which Arsenicum antidotes. We find this anxious, apprehensive state of mind in Graphites to be a very important symptom. You all know how important in making a homœopathic prescription the mental symptoms are. We find this apprehensiveness, this

low-spiritedness, qualifying many of the Graphites conditions. We see it in the chlorosis, in the skin symptoms, in the inflammations of the eye, etc., as you will discover later on.

We find Graphites acting best in constitutions in which there is a tendency to obesity. This obesity I would have you remember is not a healthy, solid flesh, that belongs to a full-blooded, strong, hearty individual, but it is that kind of fat which you find under *Calcareo ostræarum*, showing improper nutrition. We find the two remedies running close by each other in such fat but not healthy individuals. The Graphites constitution is also one in which there is deficient animal heat, owing to the defective oxygenation of the blood. These patients are always cold, whether they are in or out of doors. In the case of chlorosis, the Graphites patient has these symptoms: There is a tendency to rush of blood to the head, with flushing of the face, just exactly similar to that which belongs to *Ferrum*. The patient feels a sudden shock about the heart, and this is followed by rush of blood to the head. She thinks she has heart disease. On lying down at night, the patient experiences throbbing all through the body. That is not due to true plethora. The blood is decidedly "watery," and if you were to examine it microscopically you would find an excessive number of white blood-corpuscles. The menstrual flow in these cases is too late, too pale, and too scanty. The mucous membranes are apt to be pale, just as you find under *Ferrum*. The lips will be pale. The patient suffers from leucorrhœa, which is watery and quite profuse, sometimes excoriating the parts over which it flows.

Now, you may say, how are we going to distinguish this from *Pulsatilla*? Like Graphites, *Pulsatilla* has late and scanty menses, with pale or dark flow in chlorotic or anæmic patients; also in patients who are apt to be chilly, and who are low-spirited, crying at every imaginary trouble. How will you distinguish between these remedies? The main distinction lies in this: The Graphites patient always has some skin symptoms to aid us, *Pulsatilla* scarcely any. The Graphites patient has a rough, harsh, dry skin, with very little tendency to sweat. Little pimples, whether containing pus or not, appear on the body, and are apt to be worse at the menstrual periods. While in *Pulsatilla* there is strong tendency to diarrhœa, in Graphites there is strong tendency to constipation. These symptoms are sufficient to always enable you to distinguish between these two closely allied remedies.

Next, as most important in our study of Graphites, I wish to call your attention to the action of the remedy on the lymphatic glands, and

also upon the skin. It produces enlargement of the lymphatic glands of the neck and of the axillæ, and also of the inguinal and of the mesenteric glands. This, together with marked skin symptoms, calls frequently for its use in scrofula. Now, we find it running parallel with *Calcarea ostrearum*, *Sulphur*, and *Silicea* in scrofulosis, particularly of children. We find the abdomen large and hard. The children thus affected suffer from diarrhœa, with stools which are thin, offensive, and contain partially digested food.

In inflammation of the eyes, of a scrofulous character, we have no remedy, not even *Calcarea*, *Sulphur* or *Arsenic*, that excels Graphites. The cornea is apt to be covered with superficial ulcers, or again, it may be inflamed. There is thickening of the eyelids, particularly along the edges, which are covered with scurf or scales. The lids may be agglutinated or not, but the grand characteristic which makes the choice of Graphites certain is this: The blepharitis is worse in the angles of the eye, in the canthi. There is tendency for the edges of the lids to crack and bleed. If that is present you need not hesitate to use Graphites. The thickening of the cartilages of the lids may be so great as to produce ectropion or entropion. Then, too, the eyelashes become wild, turn in towards the ball of the eye and irritate the conjunctiva. Hardened styes may appear along the edges of the lids. Graphites also affects the vision. Letters appear double and run together. An eczematous eruption appears about the eyes, on the cheeks, on and behind the ears, on the top of the head and down the occiput. It may also be scattered here and there over the surface of the body, particularly in the bends of the joints. Behind the ears it assumes the form of intertrigo, being moist and sticky. If the child lies on its ear, the ear will be glued fast to the head. Sometimes you find Graphites indicated in phlyctenular ophthalmia. Little vesicles form on the cornea and on other parts of the eye, producing profuse, burning lachrymation. These tears are mixed with pus, which is thin, and excoriates the cheek over which it flows. The discharge from the nose, which is partly from the eye by the way of the puncta lachrymali, is also thin and excoriating, and you find cracks and crusts around the nostrils quite in harmony with the condition of the borders of the eyelids.

I would now like to mention briefly a few of the distinctions between Graphites and its allied remedies. *Petroleum* or coal oil is similar to Graphites in many of its symptoms. It has an eruption very much like that of Graphites and is particularly indicated when the most marked symptom is an intertrigo behind the ears. If the child is old

enough he will also complain of aching and other painful symptoms in the back of the head. The main distinction between the two remedies is that Graphites pictures more of a herpes and Petroleum a pure eczema.

In prescribing *Calcarea ostrearum* the local symptoms, particularly those of the eyes, do not help you much. They are too general. They are just the symptoms of scrofulous ophthalmia. But you would be aided in your selection of the drug by its general symptoms, sweat of the head and cold, damp feet (which are not prominent under Graphites). You may also remember that *Calcarea ostrearum* is the best remedy for the results of scrofulous ophthalmia, rather than the acute symptoms themselves. It is best suited to the opacities of the cornea and the thickening of the lids.

Arsenicum has the same burning, excoriating discharge from the eyes but is distinguished by this: The lids are spasmodically closed. Otherwise the symptoms are provokingly similar.

Sulphur will help you when the edges of the lids are redder than natural, while under Graphites the edges of the lids are paler than they ought to be.

Euphrasia is useful in phlyctenular ophthalmia with excoriating discharge, etc. But although the discharge is excoriating under *Euphrasia* it is thick and purulent, while it is thin under Graphites.

Mercurius is also useful in scrofulous cases, especially when the patient is worse at night and from the heat and glare of the fire. Mercury is decidedly preferable if syphilis complicates scrofulosis.

Hepar is very similar indeed to Graphites. It is preferable when there is throbbing in and about the eye. Now if the child is not old enough to tell you if there is throbbing in and about the eye, you will notice that there is pain and you will see evidence of the formation of pus; for instance, suppurating styes form on the lids. *Hepar* suits the suppurative process better than does Graphites. You will also notice that the *Hepar* child will not allow anything to press on the eye, because the parts are so sensitive.

Graphites is said to prevent the return of erysipelas when that disease becomes constitutional. The affected parts feel hard and tough, and if it be the face that is involved, are very much distorted. There are burning, stinging pains, as we found under *Apis*. It usually commences on the right side and goes to the left. It is particularly useful when Iodine has been abused.

Still further, you must remember the use of Graphites in the removal

of cicatrices. This remedy seems to have the property of causing the absorption of cicatricial tissue. It was long ago noticed in workers in graphite, that wounds on the hands healed and the cicatrices disappeared very rapidly. Dr. Guernsey has made use of this property of the drug for the removal of cicatrices that form after mammary abscess. Professor Korndorfer greatly relieved a child's eye by the remedy. The child had been operated on, and cicatrices formed which contracted more than the surgeon expected they would. Graphites so far relieved the case that the parts assumed their normal position.

We next have to speak of the action of Graphites on the digestive organs, and here it is allied particularly to the other carbons, *Carbo veg.* and *Carbo animalis*. We find the patient complaining of disagreeable taste in the mouth in the morning, as though he had been eating eggs. This symptom is more marked here than in any other carbon. The patient is worse from all meats. This symptom you find under *Pulsatilla*, *Ferrum*, and, in fact under all chlorotic remedies.

Things nauseate and disgust the patient. After eating, the stomach becomes distended with wind. There is burning pain in the stomach; also a crampy, colicky pain—a real gastralgia, in fact. The patient wakes up at night gasping for breath; sudden dyspnoea, which is temporarily relieved by eating. The gastralgia is also relieved by eating. In this respect it again resembles *Petroleum*, which has gastralgia relieved by eating. The same symptoms you will also find under *Chelidonium* and *Anacardium*. The abdomen is greatly distended from flatulence, and with this distended abdomen we have rush of blood to the head. The liver is apt to be hard and enlarged, with extreme tenderness to the pressure of the clothing after eating. The bowels are usually constipated. The characteristic stool is this: The stools are covered with mucus or contain shreds of mucus. That is a very characteristic symptom of the Graphites. I think that it is also of *Cascarilla*. The patient suffers from hæmorrhoids, which burn and sting; the anus is so extremely sore that the patient is very much annoyed when sitting. Fissures form in the anus. Graphites is here one of our best remedies.

Now we have several similar remedies here. First, *Lycopodium*. This has this distension after eating, with great accumulation of flatus, but this flatus is not rancid or putrid as it is under Graphites. That is a sufficient distinction between the two remedies.

Again, we have this list of remedies: *Ratanhia*, *Pæonia*, *Nitric acid* and *Silicea*. *Ratanhia* is an excellent remedy for fissure of the anus,

and is to be recommended when there is great constriction of the anus. Stools are forced with great effort and the anus aches and burns for hours after stool.

Pæonia is also useful for fissures of the anus with a great deal of oozing, thus keeping the anus damp and disagreeable all the time. This is associated with great soreness and smarting.

Nitric acid is also a remedy for fissure of the anus, particularly when there is a feeling as if there were splinters or sticks pricking the anus. Now Graphites is distinguished from all these by the fact that they have more or less tenesmus or constriction of the anus, while Graphites has little or none.

Silicea is also a remedy for fissure of the anus. The patient tries to force a stool, but it will not come out. The stool partly descends and then slips back again.

Now the mucous membranes: Graphites is useful in nasal catarrh when there is extreme dryness of the nose. You often find this in scrofulous cases. This alternates with the discharge of lumps, or clinkers, as they are sometimes called. At other times, the discharge is very offensive and bloody. You notice how the offensive character of the discharge shows itself in these carbons. The borders of the nostrils are sore and scabby, and crack readily. Here you have a resemblance to *Antimonium crudum*, to *Calcarea*, and to *Arum triphyllum*. The sense of smell is too acute. The patient cannot bear the odor of flowers. There is cracking or roaring in the ears when swallowing or chewing. This tells you that there is catarrh of the Eustachian tubes. On examining the ear with the speculum, you will find the membrana tympani not perforated, but quite white. The ears are apt to be too dry, and there is a lack of natural secretion (just as you found under *Carbo veg.*), with hardness of hearing, better from riding in a carriage. It is not the riding that improves the hearing but the noise made by the carriage.

Graphites may also be used in chronic sore throat with sensation as of a lump in the throat. This is worse after empty swallowing. Here it is similar to *Sulphur* and *Calcarea ostrearum*.

The cough of Graphites is not very characteristic. It is a dry cough with a great deal of strangling, making the face red and the eyes water. It is worse during deep inspiration.

On the male genital organs, Graphites acts quite prominently. We find it producing uncontrollable sexual excitement, and violent erections. The most important symptom of Graphites is impotence. There is a want of sensation during coition with no discharge of semen.

It also acts on the female organs. We find affections of the left ovary with enlargement of that gland, and with scanty delayed menses, chilliness, constipation and coexistent eruptions. The uterus is displaced under Graphites. The os is far back and presses against the posterior wall of the vagina, hence the remedy is indicated in anteflexion and in anteversion. With this, there is bearing down extending into the hypogastrium. The leucorrhœa is watery and profuse, sometimes coming in gushes. * Often, with these symptoms there exists an eczematous eruption about the vulva.

PETROLEUM.

This is a highly carbonaceous oil but it is not a pure carbon. Medically, it stands somewhat between Sulphur and Phosphorus on one hand, and Graphites and Carbo veg. on the other. We find that those who work in coal oil are subject to eruptions on the skin. Thus a wheal appears across the face or body looking like a hive, and this itches and burns. Then, again, a vesicular eruption appears there which develops into a perfect picture of eczema, forming thick scabs and oozing pus. The skin soon grows more harsh and dry, and there form deep cracks and fissures which bleed and suppurate. These symptoms make Petroleum an excellent remedy for eczema wherever it may appear. We find it useful in rhagades, particularly when they occur in winter, when the hands chap, crack and burn, and itch intolerably. Sometimes ulcers develop.

Again, Petroleum has been used in sprains of joints, especially in old rheumatic patients. It is particularly indicated in rheumatism, when the knees are stiff, this stiffness being associated with sharp sticking pains in them and with stiffness of the neck and cracking sounds when moving the head, owing to roughness of the muscular fibres.

Next we find Petroleum to be remembered in diseases of the mucous membranes. It may be used successfully in ozæna. Here the discharge is quite in agreement with the character of the eruption. Scabs and purulent mucus are discharged from the nasal cavities. The nose is sore and the nostrils are cracked as in Graphites. The post-nasal space is filled with purulent mucus, causing hawking of phlegm.

Then, too, we find the eyes affected under Petroleum. It is especially useful in blepharitis marginalis. It is also indicated in inflammation of the lachrymal canal, when suppuration has commenced and a fistula has formed. This tendency to the formation of fistula is also seen in the gums.

The cough of Petroleum is also to be remembered. It is a dry teasing cough which comes on when lying down at night.* We often find that cough in children.

Next, we find Petroleum affecting the sweat itself, producing profuse offensive sweat in the axilla and on the soles of the feet.

The only chest symptom of Petroleum is cold feeling about the heart. This symptom is strong under *Natrum mur.*, which has it very well-marked, especially when exerting the mind. It is also found under *Kali chloricum*, *Graphites* and *Kali nitricum*.

Next we look to Petroleum in its action on the stomach and bowels. It produces nausea and vertigo with vomiting of bile, worse in the morning, worse from riding in a carriage and worse during pregnancy. Then, too, Petroleum is useful in sea-sickness.

Petroleum produces a diarrhoea which is somewhat akin to that of *Sulphur*. The stools are offensive and watery, and often contain undigested food. They come early in the morning and are associated with emaciation of the body. They differ from *Sulphur* in coming on also during the day. We have another diarrhoea curable by Petroleum, and that is a diarrhoea with disordered stomach made worse by the use of cabbage, sauer-kraut and cole-slaw. There is offensive stool with great flatulence, and belching of gas, tasting of cabbage.

Petroleum also acts as a nervous remedy. We sometimes find it indicated in typhoid fever, when there is slight delirium. It also produces forgetfulness. The patient loses her way in well-known streets. If this symptom has been produced by exposure to great heat, then you should give *Glonoin*.

Another mental symptom curable by Petroleum is she imagines that she is double, or that somebody is lying beside her. This symptom has been utilized in this way: A lady in childbed, imagined that she had had two babies, and she was very much concerned as to how she could take care of them both. Petroleum cured her.

Petroleum has also been used as an antidote to lead poisoning.

LECTURE XLVII.

HALOGENS.

Halogens.	{	Bromine.	{	Phos., Ant. tart.	}	> Ammon c.
				Carbo an.		
				Acon., Spong., Hep., Kaol.		
				Kali brom.		
		Fluorine.				
		Iodine.	{	Merc., Phos., Sulph., Calc. ostr.		> Sulph.
				Ars., Calc., Arg. n.		> Starch.
				Spong., Hep., Kaolin.		> Hepar.
				Ant. tart.		> Arsen.
		Chlorine.				

TO-DAY we begin the study of the chemical elements termed halogens; Iodine, Bromine, Fluorine and Chlorine are the elements in this group. As a group, the halogens may be remembered by this great characteristic symptom, they all act upon the larynx and bronchial tubes, and in fact upon mucous membranes generally. They are decidedly irritating to the mucous membranes, producing violent inflammation, rawness and excoriation, as anybody can testify who has once inhaled the fumes of Chlorine, Iodine or Bromine. They all produce spasm of the glottis and this is most marked, has proved most characteristic in Chlorine, although they all have it. They all tend to produce pseudo-membranous formations on the mucous membranes. All excepting Chlorine, tend to produce croupous membranes; Chlorine tends more to diphtheritic membrane than pure croupous. All of the halogens act upon the glandular system producing enlargement, induration and even abscess in glands. Thus we find them all useful in scrofulosis, especially Iodine, which leads the list. Cyanogen also belongs to this group chemically, although it is properly considered as belonging to organic chemistry. It has many similarities to these drugs, and, like Chlorine, is useful in diphtheritic deposits. Thus we use Hydrocyanic acid and Amygdala persica (which contains hydrocyanic acid) for diphtheritic sore-throat, and we may use the Cyanide of Mercury for some of the worst

forms of diphtheria. The same is true to a less degree with Cyanide of Potassium. These general characteristics of the halogens lead you at times to say, "This patient needs one of the halogens, which shall it be?" To answer that question we must study these four elements separately and by comparison.

I will first call your attention to *Bromine*. Bromine produces a rather peculiar effect on the mind, causing a sort of vertigo, which is worse from running water. Moving rapidly by the patient produces this vertigo. It is associated with a peculiar anxious state of the mind. Now this anxiety belongs to all of the halogens. It hardly originates in the mind, probably coming from some defect in the body itself. It is a common symptom in heart and lung affections, and it is probably thence that the symptom springs. This anxiety is expressed in this way: The patients expect to see objects jump around them or they think that somebody is about them, and they turn around to see if such is the case. This is an effect of Bromine, and those of you who are familiar with Bromide of Potassium will recognize whence it gets its anxiety. The vertigo is relieved by nose-bleed, showing at once that it is congestive in character. Another symptom showing you that there is congestion under Bromine is this: After dinner, there is a sensation deep in the brain as though a fit of apoplexy were impending. The patient feels as if he would lose his senses.

The Iodine mental condition is more marked than that of Bromine. It is a decided erethism, during which the patient is very excitable, and restless, moving about from place to place, now sitting here, now sitting there, he fears that every little occurrence will end seriously. In his anxiety, he shuns everyone, even his doctor. He has a great dread of people. At times, he becomes quite excited and delirious, with vertigo, red face and anxiety.

Next the lymphatic system. Like all the other members of this group, Bromine attacks the glands, and causes enlargement and induration of the glands. Hence it is called for in scrofulosis. It is particularly suited to scrofulous patients, children usually, when the parotid gland or glands are indurated, when there is a tendency to suppuration with excoriating discharge, and persistent hardness of the gland around the opening, and undue amount of warmth or heat in the gland. I have merely mentioned the parotid gland for purpose of illustration. Bromine also affects the mammary gland, for cancer of which it has been a very useful remedy. You may perhaps remember that I told you the other day, that it was similar to *Carbo animalis*.

Like *Carbo animalis*, it has induration of the glands in the axilla with burning pains. But Bromine also has cutting pains. The breast is hard and on palpation, a dull subdued sort of throbbing may be felt in it. Sometimes, the drawing or cutting is so marked that it feels as if a string were pulling from the gland into the axilla.

The testicles are acted upon by Bromine. We find them swollen, hard and perfectly smooth. The pain is worse from jarring. The glands are unduly warm and hot. You will find that glandular affections yield to Bromine especially in persons of light complexion, with fair skin and light blue eyes. I mention this symptom here to make use of it in a few moments as a symptom of comparative value. I do not mean to say that every scrofulous child with blue eyes must have Bromine, but I do mean that this symptom is of use to enable us to distinguish Bromine from the other halogens.

The tonsils, too, are affected in Bromine. Thus we find them deep red and swollen and covered with a network of dilated bloodvessels. They are worse when swallowing and are accompanied usually with swelling of the glands externally. There is a feeling of rawness in the throat with this tonsillitis. This, too, as you know, is common enough in scrofulous children. There is a strong temptation to excise the tonsils, but this is not good practice, for you can often cure this trouble by internal medication. In some cases, this enlargement of the tonsils may be looked upon as a forerunner of tuberculosis.

We find Bromine indicated in enlargement of another gland, namely the thyroid gland, and curing what has been termed *brunchocele* or *goitre*.

We next have to speak of Bromine in its action on mucous membranes. Beginning with the nose, we find that it is useful in coryza or in nasal catarrh, when the discharge is profuse, watery, and excoriating. The nostrils, alternately, seem to be stopped up. There is a peculiar headache associated with this coryza, a heavy pressure in the forehead which seems to be pushing the brain down and out at the root of the nose. The nose is very sore inside and also around the alæ. This is a decidedly smarting soreness just such as you would expect the fumes of Bromine to make. Later, ulcers form in the nose, with the escape of crusts or scabs which are blown out and which are always bloody. Every attempt to wipe the nose is followed by a discharge of crusts and blood. This you know is common enough with scrofulous children.

Coming now to the throat and lungs, we find Bromine indicated in spasm of the glottis, sometimes called *laryngismus stridulus*. This is a

very difficult disease to cure. It is often central in its origin. It commences by sudden closure of the glottis. The child turns blue in the face, and its body becomes convulsed. One spell ceases only to be followed by another. In the second stage, general convulsions appear, followed by emaciation. The trouble may be reflex from dentition, or from indigestion or from enlargement of the thymus gland. If it can be found to be the result of enlargement of the thymus gland, evidently then *Iodine* would be indicated. When it has been caused by retarded dentition, I think that *Calcarea phosphorica* promises better than anything else. Dr. Dunham records a case that had been given up by an allopathic physician, but knowing the symptoms of Chlorine, which above all other remedies will produce this spasm of the glottis, he generated some Chlorine and allowed the child to inhale the fumes, with almost instantaneous relief and final cure. All the halogens are useful in this condition, but Chlorine is here the best of them all. Their symptoms differ but little so far as the local symptoms are concerned. We may also think of *Sambucus*, *Antimonium tartaricum*, *Belladonna*, *Lachesis*, *Arsenicum*, and in some cases, *Phosphorus*.

Lachesis is particularly indicated when the patient awakens from sleep with it.

Ignatia, whenever a cross word or correcting the child brings on the spasm.

Another remedy is *Cuprum*, especially when the spasms are general and the child clenches its thumbs.

Ipecacuanha may be of some use in some cases, but I have no confidence in it.

Nor have I in *Sambucus*, because under *Sambucus*, I think the trouble is more in the chest, whereas with *Cuprum*, the halogens, *Calcarea phos.*, *Lachesis* and *Belladonna*, the trouble is in the larynx itself.

This spasm of the glottis often comes in the course of croup, in which disease Bromine may be the remedy when inspiration seems to be exceedingly difficult; the child is suddenly aroused from sleep as if choking. These symptoms are at least relieved by a drink of water, which seems to quiet the spasmodic condition. In membranous croup Bromine is indicated by the following symptoms in addition to the spasm already referred to: The child has at first a deep, rough voice, which, in the evening, amounts almost to aphonia. The child cries with a hoarse, husky voice. The membrane seems to come up from the larynx into the throat. Every inspiration seems to provoke cough, especially every deep inspiration.

Breathing is hoarse, rasping and whistling, as though the child were breathing through a sponge or through some loose metallic substance which is vibrating. This is caused by the vibration of membrane as it is deposited more or less uniformly over the interior of the larynx. Later, there is rattling in the larynx. When the child coughs it seems as if the larynx were full of loose mucus.

Antimonium tartaricum is very similar to Bromine, in croup. It has rattling and wheezing extending down the trachea as well as in the larynx.

Now I wish to say a few words about other remedies in connection with croup, especially concerning *Aconite*, *Hepar*, *Spongia* and *Kaolin*. *Kaolin* is a kind of porcelain-clay, a combination of lime and silica, and has proved very useful in membranous croup. The relation which these remedies hold is this :

Aconite is useful in the beginning of croup, whether spasmodic, catarrhal or membranous. It is indicated by the child suddenly arousing from sleep as if it were smothering. There is great restlessness. The skin is hot. There must be some anxiety present. Breathing is dry. There is no sound of mucus. Pretty soon the child seems better and falls asleep and then will be aroused again. *Aconite* is especially indicated in these cases if these symptoms have followed exposure to dry, cold winds. Do not stop your remedy too soon. If you do, while the child will be better in the morning the symptoms will return with renewed violence the next night, and before you know it the mucous membrane of the larynx and trachea will take on fibrinous exudation and you lose your patient.

You will need to change to *Spongia* when you have these symptoms present: Breathing during inspiration is hard and harsh, as though the child was breathing through a sponge. The cough has a decidedly hard barking, ringing, sound. The sputum is scanty as yet. *Spongia* follows *Aconite*, especially after exposure to dry, cold winds, and in light-complexioned children with blue eyes. The symptoms are usually worse before midnight. Suppose this fails you, then you may have recourse to *Hepar sulphuris calcarea*.

Hepar usually has its symptoms worse after midnight and towards morning. The cough has the same harsh, croupy sound, but there is a great deal of moisture with it. That is the indication for *Hepar*. It, too, is worse from exposure to dry, cold winds. Sometimes all these drugs fail and we have to resort to the halogens, especially to Bromine and Iodine.

I have already given you the symptoms of Bromine; let me tell you how to distinguish it from Iodine. *Iodine* is particularly indicated after the failure of Hepar, when the membrane has formed; inspiration is exceedingly difficult, both from spasm of the throat and occlusion of the lumen of the larynx by the membranous formation. Inspiration is wave-like, or in jerks. The cough is moist but harsh, just as you found under Hepar. The voice is almost extinct from the hoarseness. The child grasps its throat to relieve the pressure, throws its head far back so as to straighten the route from the mouth to the lungs and favor the passage of air. It is particularly worse in the morning. Iodine is especially adapted to dark-complexioned children with dark hair and eyes. This in itself is a great distinction between Iodine and Bromine. That is why I spoke of the use of Bromine in light-complexioned children, because this fact has been proven to be a good distinction between these two drugs, and hence, as a comparative symptom, is one of great value to you. Iodine is particularly adapted to cases that come from damp weather. Long-continued damp cold weather will produce just such a cough as Iodine will cure. Do not change your remedy in these cases too often. Do not change your remedy on account of alarming symptoms that spring up, *unless you are certain that they indicate a change.*

Kaolin has been used successfully for membranous croup even when the membrane dips down deep into the trachea. There is extreme soreness of the chest. The patient does not want anything to touch him. He will not permit you to use steam or hot cloths, because the chest is so sore.

Returning to the study of Bromine we find it useful in affections of the lungs. It is indicated in asthma, when the patient feels as if he could not get air enough into his lungs, consequently he breathes very deeply. The explanation of this lies not only in the lungs, but also in the constriction of the glottis. Although the patient expands his chest well, air does not go in on account of the narrowness of the opening in the larynx. It is especially indicated in asthma coming on, at or near the seashore.

We also find Bromine useful in pneumonia, particularly when it affects the lower lobe of the right lung, hence lobar pneumonia. We often find nose-bleed as a concomitant symptom when Bromine is indicated in these cases. The patient also has the symptom just mentioned under asthma, "seems as if he could not get enough air into the chest;"

while there seems to be plenty of mucus, the patient does not appear to be able to expectorate it.

We also find Bromine indicated in tuberculosis of the lungs, particularly when the tubercular deposit is more manifest in the right lung. The patient suffers frequently from congestion of the head and chest, which is relieved by nose-bleed. Notice how often that symptom occurs under Bromine. There is also pain in the mammary region going up into the axilla. The eyes seem to be affected along with the chest symptoms giving rise to a chronic conjunctivitis.

Bromine produces a very characteristic picture of uncomplicated hypertrophy of the heart, by which I mean, muscular enlargement without valvular lesion. The patient finds it difficult to exert himself on account of the oppression about the heart. He has palpitation when he begins to move and when he gets up from a sitting to a standing posture. The pulse is full, hard and rather slow, which is just the character that belongs to an over-active enlarged heart. It has cured many cases of this hypertrophy of the heart. I think it was Dr. Thayer, of Boston, who cured many cases of this trouble with Bromine. It may also be used in cardiac asthma, especially when the asthmatic paroxysms are better at sea than on land.*

You here find Bromine similar to *Aconite*, but it lacks the anxiety of that remedy. Both remedies are suited to uncomplicated cardiac hypertrophy, but *Aconite* has fear and anxiety. The patient fears that he will drop dead in the street.

It is also similar to *Arnica* and *Rhus tox.*, both of which remedies have uncomplicated hypertrophy of the heart from over-exertion.

Now compare Iodine with Bromine in chest affections. Iodine is also indicated in pneumonia, more so perhaps than Bromine. It is especially useful when the disease localizes itself, that is when the plastic exudation commences. There is a decided cough with great dyspnoea, difficulty in breathing, as though the chest would not expand (and here the trouble is situated in the chest itself), and blood-streaked sputum. You will find some portions of the lungs beginning to solidify. You may also give it later in the disease, after the stage of hepatization, in the stage of resolution, when instead of absorption and expectoration of the exudate, slow suppuration appears with hectic fever and emaciation;

* Professor Farrington refers on the previous page to the asthma of Bromine, as coming on at or near the seashore, and here he speaks of cardiac asthma better on sea than on land. Both may be right, for being *at sea* differs from being *at the seashore*, where you may have land breezes.—S. L.

the patient feels better in the cool open air than he does in the warm room.

Phthisis pulmonalis sometimes calls for Iodine. You here find it indicated in young persons who grow too rapidly, who are subject to frequent congestion of the chest, who are rather emaciated, and who suffer from dry cough, which seems to be excited by tickling all over the chest. The patient cannot bear the warm room. Expectoration is tough and blood-streaked. There is a well-marked feeling of weakness in the chest, particularly on going up stairs. The patient has a very good appetite, and is relieved by eating.

The nearest remedy to Iodine here is *Phosphorus*, which is also well adapted to phthisis in the rapidly-growing young.

Iodine is also indicated in enlargement of the heart, whether or not accompanied by disease of the valvular structures. There is palpitation of the heart, particularly after any manual labor. It is suited especially to dark-complexioned persons, with dark hair, etc. The heart feels as if it were being squeezed by a firm hand. At other times, there is excessive weakness in the chest, with "goneness" or exhausted feeling. The patient can scarcely talk or breathe, so weak does he feel. This shows that Iodine acts on the connective tissue. In valvular affections, there is a purring feeling over the heart, just such a sensation as you get when stroking a cat.

Spigelia has that same purring, vibrating feeling over the region of the heart.

Now let me give you the difference between Iodine and Bromine in scrofulous affections. Iodine causes induration of the glands more marked than does Bromine. They are hard, large and usually painless. There is a characteristic of Iodine which is universal, and that characteristic is torpidity and sluggishness. The very indolence of the disease is suggestive of Iodine. It also produces atrophy of the glands. The mammæ waste away and the testicles dwindle. We find it indicated in scrofulosis of children, when they emaciate rapidly despite a ravenous appetite. They are hungry all the time. They cry for their dinner, they feel better while eating, and yet they do not gain any flesh. They are always better in the open air and worse from any confinement in the warm room. The mesenteric glands are enlarged and you have what is known as tabes mesenterica. This indicates Iodine, particularly when you have these other symptoms present together with excessive mental irritability.

We find Iodine causing a rather singular diarrhoea. In such cases

the spleen is enlarged, quite hard, and very sensitive to the touch. The liver, too, must be affected, because the stools are whitish; sometimes they are wheylike. This last symptom you will often find connected with obscure disease of the pancreas. Iodine has such an affinity for glandular structures that it, no doubt, attacks the pancreas as well as other glands.

We also find Iodine affecting the ovaries. It is indicated in ovarian dropsy. In such cases as this, the single fact that Iodine has helped in ovarian dropsy, must not lead you to give Iodine in every case of that trouble. Other remedies have proved themselves useful. *Apis*, *Colocynth*, and other drugs, have cured cases, and they have sometimes failed. If the whole picture of the patient calls for Iodine it is your duty to give that drug, but not unless such is the case. It must be given for weeks or months before it will bring about absorption of the tumor.

We also find Iodine indicated in cancer of the uterus, particularly with profuse hæmorrhages. The leucorrhœa is characteristic, being yellowish and very corrosive. This, in conjunction with the other Iodine symptoms, sallow, tawny skin, ravenous appetite, etc., makes Iodine the remedy which will relieve many cases and cure some.

In this connection we have other remedies to remember, and notably among these, *Hydrastis*, which has cured epithelioma, and may be a remedy for uterine cancer. I have, however, had no personal success with it. It has been used both externally and internally, when indicated by symptoms which have already been given you in another lecture; especially has it marked goneness at the epigastrium, and palpitation after every motion.

There is a substance, or remedy, known as *Lapis albus*. It is one of Grauvogl's remedies. He, at one time, went to a certain spring, the waters of which, it was claimed, would cure tuberculosis, scrofulosis, and even cancer. On examining the spring Grauvogl noticed that the water had gradually worn a crevice in the rocks. He took away a piece of this rock over which the water was falling, and made triturations of it. With this he cured several cases of goitre, and also several cases of scirrhus. This rock has been analyzed, but the analyses differ so that I hardly know which one to recommend.

Both Iodine and Bromine are of some use in ulcers. Iodine, for instance, is useful in ulcers rather of a scrofulous form, with spongy edges, and discharges of a bloody, ichorous, or even purulent character.

Now, Bromine is somewhat similar. It is useful in ulcers which

have a carrionlike odor, with threatening gangrene. The surrounding skin has a greenish-yellow hue. That is the form of ulcer to which Bromine is especially adapted.

When Iodine has been abused, and has produced symptoms, Hepar is the proper antidote.

Now, a few words about *Chlorine*. I do not know much about it as a medicine. It may be given in a crude form by allowing the gas to be absorbed by ice-cold water, and thus it may be prepared for the cases to be enumerated. Chlorine, and in fact all its combinations, seem to have a special affinity for mucous membranes. Hence we find it indicated in catarrhs. Chlorine produces a watery discharge from the nose, with thin, excoriating coryza, making the nose, both inside and about the alæ, sore. On examining the mouth, you find it, too, affected with a low grade of inflammation. Chlorine here produces small, putrid-smelling ulcers. These are aphthous in character. You find the mouth filled with yellowish-white aphthæ.

Chlorine is indicated in scorbutic states of the blood; and so are all the chlorides. We find under *Natrum mur.* and *Kali chloricum* the same kind of stomacace, with excessive fœtor of the breath.

We find Chlorine also acting on the nervous system, probably through the blood. It is indicated in typhoid conditions; the patient has a fear of becoming crazy, or that he will lose his senses. He is very forgetful; he cannot remember names, etc. There is a constant fear of some impending disease. There is also, under Chlorine, a peculiar painful sensation in the vertex; this sensation passing down the left side of the body. This is a precursor of typhoid fever. It is worse after eating. In such cases, Chlorine will often modify the fever.

Chlorine is also indicated in impotence. When this impotence has been produced by inhalations of the fumes of Chlorine, *Lycopodium* is the proper antidote.

Of the use of Chlorine in spasm of the glottis, I have already spoken.

SPONGIA.

Spongia.	{	Acon., Bell., Hep., Iod., Brom.
		Anacardium.
		Caust., Selen., Phos.
		Badiago.

Spongia is not a chemical substance. It is derived from the animal kingdom, but because its symptoms are closely allied with those of the

halogens, it is convenient to study the drug here. Spongia contains iodine, also some bromine and some calcareous matter, and probably other ingredients of minor importance. Spongia has not the same symptoms as Iodine. In the first place, it is adapted to light-complexioned persons and it has not the same property of producing plastic or fibrous exudates that Iodine has. It acts, however, on very similar structures to those influenced by the halogens, especially the glandular system and mucous surfaces. We find it of service in tuberculosis, and we shall find it invaluable in the treatment of heart disease.

First, let us study its action on the glands. It is indicated just as are the halogens in indurations and enlargement of the glands. Thus we find it indicated in goitre. The swelling is hard and large, one or both sides are swollen sometimes even with the chin, and particularly is this associated with suffocating spells at night. This suffocation does not come alone from the size of the goitre, because some very small goitres give rise to this symptom in a very great degree. I would also call your attention to the fact that goitres will vary in size at different times. They will be larger at one time than another. It is said that they increase and decrease with the moon. It has, therefore, been suggested that you give Spongia, or whatever drug you select, with the waning moon. In this way you hurry its decline.

Spongia acts just as powerfully as the halogens on the testicles, producing hardness and swelling of these glands. It is particularly useful in cases of maltreated orchitis or inflammation of the testicle after checked gonorrhœa. There is a peculiar sort of squeezing pain in the testicle and cord, worse on any motion of the body or clothing.

In cases of orchitis, our first remedy is not Spongia. *Pulsatilla* stands at the head of the list, and next to it, we may rank *Hamamelis* or witch-hazel. The latter drug should be used both locally and internally. It relieves the intense soreness and enables the patient to attend to his duties. Still another remedy is *Mercurius solubilis*, particularly when what little gonorrhœal discharge is present, is yellowish-green.

Still another remedy in the very beginning is *Gelsemium*.

When, however, you have this peculiar screwing-like, squeezing pain in the cord and testicle, with hardness there, Spongia comes in as one of our best drugs.

We find Spongia indicated in acute laryngitis. This is an alarming disease. We find Spongia indicated after Aconite when there are harsh, barking cough and suffocative spells during sleep arousing the patient.

The larynx is extremely sensitive to the touch. Do not give *Lachesis* in these cases, for the sensitiveness is not due to hyperæsthesia of the cutaneous nerves, but it is the result of the inflamed condition of the laryngeal cartilages. If the patient turns his head, the movement will bring on a suffocative spell.

Now there is another remedy that I would have you remember in this connection, and that is *Sambucus*. This is useful when these spasms of the larynx occur frequently during the course of acute laryngitis.

You will find the same symptoms that suggest Spongia in laryngitis, also indicate it in laryngeal phthisis.

I will not speak of the application of Spongia to croup, because I gave that to you in the early part of this lecture when speaking of Bromine and Iodine.

We come next to the lungs. We find Spongia indicated in consumption of the lungs, in true tuberculosis. It is especially called for in the beginning of the stage of solidification of the lung tissue. You find the apices of one or both lungs dull on percussion. The cough is of a hard, ringing, metallic character. It is excited by deep breathing or by talking, by dry, cold winds, seldom by damp weather or by any little excitement. It is relieved for awhile by eating or drinking. *Anacardium* also has this same symptom, eating relieves the cough. There is a great deal of congestion of the chest, especially when the patient is moving about, walking in the street for instance. This is accompanied by sudden weakness as if the patient would fall. In such cases, Spongia has cured when given early.

It is well followed by *Hepar* when the same kind of cough continues, but with rather more rattling of mucus, more production of phlegm, whether blood-streaked or not. The symptoms are worse towards morning, while with Spongia they are worse before midnight. You find, too, that the Spongia patient is subject to frequent flashes of heat in these phthisical cases, and these return whenever he thinks about them. He also experiences a chill which usually commences across the back. He shakes even when near a warm stove. The heat which follows is all over the body except the thighs, which remain numb and chilly.

Spongia is useful in organic affections of the heart. The patient cannot lie flat on the back with the head low without bringing on a spell of suffocation. He is frequently aroused from sleep as if smother-

ing. He sits up in bed with an anxious look and flushed face, and rapid, hard breathing.

You will find a loud, blowing sound over one or the other valve. *Spongia* is particularly indicated after *Aconite*. Here there is the same arousing from sleep with great distress, the face is red and there is probably great congestion of the chest. *Aconite* suits only the hyperæmia that precedes endocarditis. *Spongia* comes in when exudation has commenced and the mischief has been already done. While it does not remove the deposit, it prevents the disease from advancing. In treating heart cases do not begin too soon with *Lachesis*, *Hydrocyanic acid* or *Arsenicum*. Begin rather with *Aconite*, *Spongia*, *Spigelia*, *Bryonia* or *Phosphorus*. Arsenic and such remedies come in later. If you give them too soon you weaken the patient. Unless you have a complete picture for the remedy, do not give in the first stages one usually indicated in the last stages of a disease.

LECTURE XLVIII.

THE ACIDS.

Fluoric acid.	Phosphoric acid.
Muriatic “	Hydrocyanic “
Nitric “	Picric “
Sulphuric “	Lactic “
Oxalic “	Malic “
Citric “	Silicic “

Arsenious acid.

THERE are many of the acids, many more in fact than have been placed on the board. There are not many of them, however, with which we are thoroughly acquainted, and there are but few facts that may be stated with reference to others. The very idea of acid, you will at once understand, implies that they are more or less electro-negative. They all combine very readily with the electro-positive substances, as potassium and sodium. You must rid yourself of the impression that the term “acid” necessarily implies that these substances are sour, for all acids are not sour nor do all acids redden litmus paper. It was formerly supposed that all acids contained oxygen and that oxygen was one of their necessary ingredients. This has been disproved, for certain acids—as hydrofluoric and muriatic acids—contain no oxygen. These acids are derived from the mineral and vegetable kingdoms. Of those derived from the former, we use in medicine Fluoric and Muriatic acids, which are obtained from the halogens; Nitric acid, a combination of nitrogen and oxygen; Sulphuric acid, Phosphoric acid, Silicea or Silicic acid, which exists as sand in nature and is by no means sour. So, too, the substance which we term Arsenicum is an acid—Arsenious acid.

Then we have derived from organic chemistry Hydrocyanic acid, sometimes called Prussic acid. That, we shall find, exists in a great variety of plants. Then here is Oxalic acid. That you are somewhat familiar with. Many of you who have tasted the “sorrel grass” know how sour the leaves are. It is Oxalic acid which gives them their acidity. It exists also in the rhubarb. Rhubarb, either the medicinal or the edible variety, may or may not be poisonous. When raised on

new ground it is very apt to contain an undue amount of Oxalic acid, and thus may make some persons very sick. Malic and Citric acid are derived from the vegetable kingdom. Malic acid is found more particularly in apples and pears and also in raspberries. Citric acid is found chiefly in oranges and lemons. Acetic acid is an organic acid and is the principal ingredient of vinegar. Lactic acid is derived from sour milk.

In the first place we may say a few words about the acids in general and tell what characterizes them as a class. It has been determined by careful experimentation with the acids as a class, that they decrease the acid secretions of the body and increase the alkaline. If, for instance, a quantity of acid, such as Citric acid, is taken into the stomach, it will diminish the secretion of the gastric juice. On the other hand, it will increase the secretion of the saliva. The practical value of this hint is hygienic rather than therapeutic, and yet in that degree it is of great use. For instance, we know how intolerable, at times, thirst is in fevers. Now this thirst may be due, at least in part, to lack of secretion from the salivary glands. The mouth is parched and dry; the tongue cleaves to the roof of the mouth. In such cases as this, acidulated drinks, by acting reflexly, increase the flow of saliva, and will give your patient great relief. For instance, you may give lemonade, providing, of course, it is not antagonistic to your indicated remedy, for there are some medicines which Citric acid will antidote and some which will disagree with it. Again, if you are giving Belladonna, you would not think of using vinegar, as vinegar retards the action of that drug. But when giving Belladonna you may use lemonade, as that aids the action of the remedy. Antimonium crudum will not tolerate acids, but you may use tamarind water. Now if you find the mouth or throat sore in fever, the "edge" must be taken off the acid by the admixture of some mucilaginous substance to the drink. You may use gum Arabic, but that interferes with digestion somewhat. Irish moss, Iceland moss and slippery-elm are too medicinal. They all act powerfully on the lungs and you might induce medicinal symptoms if you employ them. Flaxseed has some medicinal effect, but not sufficient to make its use inappropriate. Another substance which may be used is gelatin, that is, if you know that it is made properly. Some of it is made from the refuse of the tanner; some from fish-bones, and that is quite palatable; but best of all is that made from calves' feet. This last may be used in water to relieve this sharpness.

We find that the acids may be useful in dyspepsia, not as remedies

(their therapeutic uses we shall see presently), for we are now speaking of their hygienic applications. You may give them, for instance, in sour stomach. You then administer the acid before eating. Allow the patient to drink lemonade before meals and you will often find that the usual heartburn and sour risings after eating are thus diminished. Pepsin, which is often used as an adjuvant in the treatment of dyspepsia, is perfectly allowable, as it does not interfere with the action of any medicine and is not itself a medicine, and is often aided in its action by some kind of acid, particularly in the digestion of nitrogenous articles of food.

Vinegar has been used as an antidote for intoxication.

There is a property of the Lactic acid which is well worth noticing. This is a very corrosive acid. It will eat into every tissue of the body. In fact, it will dissolve the enamel of the teeth, so that great care must be used in its administration. When prescribed in material doses, it is usually administered through a tube, which prevents it from touching the teeth. Dr. Hering was in the habit of recommending that the teeth be washed occasionally with cream that had become sour by keeping twenty-four hours.

Muriatic and Lactic acids favor digestion. Some persons are greatly relieved by drinking sour milk.

Sulphuric acid must be avoided in any form whatever, because it tends to make the food insoluble by combining with its albuminous constituents. Sulphuric acid is not used in dietetics, except by children in the "sour-balls," which are acidulated almost exclusively with this acid.

Hydrocyanic acid certainly aids digestion. There are some persons who have been cured of dyspepsia by eating peach-kernels, which contain this acid.

There is a distinction between the mineral acids on one side and the organic acids on the other. The mineral acids as a class all produce an irritability of fibre together with weakness and prostration. I am now speaking of their medicinal effects. You will find them to produce an irritable weakness—the pulse is weak and irritable—whereas the vegetable acids produce weakness without irritability. The acids, too, as a class, check hæmorrhages. This is a quality that belongs to nearly all of them. We all know that Acetic acid is useful in checking hæmorrhage. When I have a patient who is subject to hæmorrhage, I am in the habit of instructing the nurse in case hæmorrhage sets in before I can be called, to dip a cloth in vinegar and place it over the pubes. In

many cases, this will be successful. We all know, too, that Citric acid will produce and cure hæmorrhage. A child, after eating too freely of lemons, had hæmorrhages from every orifice of the body, even from the conjunctiva. We shall see that Phosphoric, Sulphuric and Arsenious acids all produce and all check hæmorrhages. It is said that they all do this by reason of their astringency. But how can this be so when they act favorably even in the two-hundredth potency?

Another quality of the acids is their tendency to produce pseudo-membranes. Thus we find some of them indicated in diphtheria; Muratic, Phosphoric, Sulphuric, and Nitric acids, for instance. Here again caution is necessary. As these acids, particularly the vegetable acids, may cause croupous deposits, do not permit a child convalescing from croup to partake of acid fruits. When the child is so susceptible, any one of these acids may tend to produce this disease again.

We find that all the acids cause a peculiar debility. This is not a simple functional weakness, such as might result from a rather exhausting diarrhœa, such as you find under Cinchona, or such a functional weakness of the nerves as will be curable by Zinc, but it is a debility which arises from defective nutrition, particularly from blood disease. Thus we find them called for in very low types of disease, disease in which blood poisoning is a prominent feature, in typhoid states and in scarlatina, particularly when of a low type, in conditions of exhaustion from abuse of various organs of the body. Thus drunkards who have long been indulging in liquors to excess may be relieved by Sulphuric, Phosphoric, and Arsenious acids.

We find them indicated, too, in diabetes mellitus. The principal acids for this condition are Phosphoric and Lactic acids.

We find, too, that many of the acids are useful in scurvy, particularly when it has arisen from a diet of salty food with deprivation of vegetables. So much for our general review of the acids. We will now begin to speak of the acids in order, and first of all, of Fluoric acid.

FLUORIC ACID.

Fluoric acid.	{	Silicea, Calcareo ostr., Calcareo fluor. Kali carb. Arsenicum, Phosphoric acid. Mercurius. Rhus tox.
---------------	---	--

This is a highly excoriating acid, eating as you know even into glass. It is to be particularly remembered from its action on the bones and on

the skin. It acts particularly upon the lower tissues of the body. We find it indicated in caries of the bones, particularly when the long bones, as the femur, humerus, and radius, are affected. The discharges from the affected parts are thin and excoriating. The symptoms are frequently relieved by cold applications. Fluoric acid is frequently useful for caries of the temporal bones, and especially of the mastoid process, and that too, whether it be the result of syphilis, or of scrofulous catarrh of the middle ear.

We also find it indicated in dental fistulæ. The discharge is bloody and has a saltish disagreeable taste, rendering the mouth foul and gradually undermining the whole constitution. Fluoric acid will here relieve. There is another remedy which has not been thoroughly proven but which seems to act better than the Fluoric acid, and that is the Fluoride of Calcium or *Calcareæ fluorica*.

Calcareæ fluorica is especially useful for osseous tumors, and for enlargement of bones with or without caries. This summer a lady came to my office, with what the dentist had pronounced to be necrosis of the lower jaw on the left side. The teeth had been removed by him, but the patient instead of getting better grew worse, and there was a continual discharge from the cavity. The molar just back of the one taken out, had been filled with gold, and that I found on examination to be rough at its root, and when she would press her jaws together tightly, there would ooze, apparently from its fangs, a fluid which was offensive, dark and bloody, and mixed with fine pieces of decayed bone. The gum around the bone was purple and offensive in itself. The dentist had said that a surgical operation was necessary. The first remedy given was Silicea, which seemed to have some effect. This was followed by Fluoric acid. These two remedies are complementary, and you will frequently find in bone disease that you will have to give one after the other. Fluoric acid is especially indicated when Silicea has been abused. It is also indicated when Silicea apparently does some good but fails to complete the cure. Now in the case I have just related, Fluoric acid also helped for awhile, but improvement again came to a stand-still, and now I noticed a swelling of the bone on the outer surface. This led me to think that *Calcareæ fluorica* would act better, and I gave it in the sixth trituration. That she has been taking since the first of August. A week ago* the discharge had entirely ceased. The tooth which had been filled with gold was no longer painful. Pink

* The lecturer was speaking on October 17th.

granulations were springing up all over the gums. The probe can no longer detect bone which is diseased.

You will remember as a distinction between Fluoric acid and Silicea in bone affections and ulcers that Fluoric acid has relief from cold, whereas Silicea cannot bear anything cold. The slightest draught is intolerable.

We next have to speak of the action of Fluoric acid on the skin. It seems to produce a decided roughness and harshness of the skin, developing cutaneous eruptions of various kinds. There is itching. I do not know of any remedy that causes such general and persistent itching as does Fluoric acid. There is itching in small spots here and there over the body. This is worse from warmth and better from a cool place. You will find under Fluoric acid, that old cicatrices will become redder than natural and itch. By and by, little vesicles will form on or near the cicatrix, thus showing you the affinity of Fluoric acid for this kind of tissue. Then little red blotches appear on the body, and you have well-marked tendency to desquamation. No remedy has this more marked than Fluoric acid. You will find that Fluoric acid also attacks the nails, causing them to grow rapidly. *Thuja* has the effect of making the nails grow soft.

We may use Fluoric acid in felons, particularly in bone felons. Here, as in case of other diseases of the bones, the discharge is offensive. Here also we may make the same point of distinction between it and other remedies, relief from cold applications.

Fluoric acid also acts upon the muscles. Here its effects are rather novel. It causes an increase in muscular endurance. Under its influence, a person is able to withstand more muscular exercise than that to which he is accustomed. More than this, he seems to be better able to withstand the heat of summer and the cold of winter. Thus the drug has a general invigorating or tonic effect.

This same effect we find under other drugs. We know how *Rhus tox.* will enable persons to withstand muscular fatigue. The same is also true of *Arsenicum*. But the remedy that has this property more than any other I know of is *Coca*. This interesting plant is used by the people of South America, particularly by those who climb the Andes. It prevents all the symptoms arising from the fatigue of the journey and from the disproportion between the external and the internal atmospheric pressures. We may make use of this in persons who are weak, particularly for old people, who get out of breath easily when

and particularly if they cannot stand a rarefied atmosphere. In that condition, Coca relieves.

Under the influence of Fluoric acid a short sleep seems to refresh. This effect may also be produced by low potencies of *Mephitis putorius*.

We find that Fluoric acid has produced, and therefore ought to cure, varicose veins. Little blue collections of veins in small spots were caused in two or three provers by Fluoric acid. It may also be of use in nævus.

Other remedies here are *Hamamelis*, especially in acute cases. It is often used externally and internally in the treatment of enlarged veins.

MURIATIC ACID.

Muriatic acid.	{	Debility, typhoid fever.	
	{	Diphtheria.	
	{	Scarlatina.	
	{	Muscular weakness from Opium.	
Muriatic acid.	{	Rhus tox., Bry., Phos., Phos. ac.	
	{	Apis, Rhus tox., Arsenicum.	
	{	Opium.	> {
	{	Nitr. ac.	
			{ Camphor.
			{ Bryonia.
			{ Alkalies.

Now that we have obtained an idea of the acids in general, we will find Muriatic acid a very easy drug to study. The continued use of Muriatic acid must give us pathological effects. Now this acid when abused, produces pathogenetic effects which present two series of symptoms for study. We find its mental and nervous disturbances under two stages or classes. Under the first effects of the drug there is considerable excitement. The patient is irritable and peevish, and the senses are all too acute. Thus light hurts his eyes, distant noises cause buzzing or roaring in the ears, or aggravating headache. Both smell and taste are abnormally acute. The patient is restless and changes this position frequently. His mind is actively engaged in visions in reference to the past and present and even to the future. The cheeks are quite bright red, the tongue and mouth are apt to be dry, and the heart-beat is quick and irritable. The heart-stroke, though quick and irritable, lacks energy and force. If he is at all delirious, it is only slightly so. He is sleepy but unable to sleep, or he tosses about,

dreamy and restless, all through the night. Now these are the transient symptoms of excitement or over-exertion which may occur under the influence of Muriatic acid. You are able to trace under these symptoms, from beginning to end, a certain amount of weakness. There is an appearance of over-strength, but it is in a weakened constitution. You know that it is not a true "hyperaction," but only an irritability, that comes under the head of irritable weakness.

The next stage or that of exhaustion has several grades, of course. Beginning with the mental symptoms, we find that the patient is apt to be sad, and is absorbed in self, so as to be taciturn, rather introspective, sad and brooding. If you question him, you will learn that he is anxious about something real or imaginary. Headache may now appear, the feeling being as if the brain were being torn or bruised, or there is heaviness as if the occiput were made of lead. The patient becomes unconscious with muttering delirium, sighs and groans during sleep, the tongue grows more dry and seems to have actually shrunk and become narrow and pointed; so dry is it that when he attempts to talk, it rattles like a piece of wash-leather in his mouth. Still later, the tongue becomes paralyzed, so that he can scarcely move it at all. The heart-beats are irregular and feeble. The pulse intermits, characteristically at every third beat. He now becomes so weak that the muscles refuse their office. He has diarrhoea, which is watery and is accompanied by prolapsus of the rectum. Stool is involuntary when straining to urinate. He slides down in bed. He actually has not sufficient strength to keep his head up on the pillow. There is now threatening paralysis of the brain. This is indicated by vacant, staring eyes, dropping of the lower jaw, coldness of the extremities, and this, if not checked, is followed by death. Now these are the symptoms which call for Muriatic acid, particularly in typhoid fever.

The concurrent remedies of Muriatic acid here are *Rhus*, *Bryonia*, *Apis*, *Phosphoric acid*, *Nitric acid*, and *Arsenicum*.

Bryonia resembles it in the early stages of typhoid fever. Both have that nausea when sitting up in bed, both have dry tongue and soreness through the body, but there are quite a number of other symptoms which will enable you to distinguish, and which have been mentioned in the lecture on *Bryonia*.

Rhus tox., like Muriatic acid, has this restlessness in the beginning. The patient is continually moving and tossing about the bed. He cannot sleep at night. There is slight delirium, with muttering. All these symptoms are under both *Rhus* and Muriatic acid. *Rhus* has

not so much debility as the latter, hence it is followed rather than preceded by the Muriatic acid.

Phosphoric acid resembles Muriatic acid, but resembles it in this respect: Phosphoric acid has apathy and indifference; a complete "don't care condition"; indifferent to what may happen to himself, or to others. That is not the condition calling for Muriatic acid, for taciturnity is not indifference. Then again, Phosphoric acid does not cause the same prostration that we find under Muriatic acid. The characteristic stupor of Phosphoric acid is this: The patient is easily aroused from stupor, and is perfectly rational when aroused, no matter how soon he may drop off again to sleep.

Apis resembles Muriatic acid. Both remedies have this dry and shrunk tongue, both have sliding down to the foot of the bed, impending paralysis of the brain, etc. The *Apis* tongue is very characteristic, and differs from that of Muriatic acid. It is covered with little blisters, especially along the border. The patient cannot put the tongue out; it seems to catch on the teeth, or, if he does get it out, it trembles.

Arsenicum you can readily distinguish by the symptoms, which I will give you next week when I lecture on that drug.

You should also remember in this connection, *Baptisia*, which has in common with Muriatic acid, this great weakness. *Baptisia*, however, has a besotted look to the face; the teeth are covered with black sordes, and the tongue is red on the edges and yellowish-brown down the centre.

Now, a word of caution. Do not mistake the symptoms of Muriatic acid for those of *Belladonna*. The novice is apt to do it. For instance, you notice the flushed face, the over-excitement of the senses, desire to sleep but cannot; these are all symptoms of *Belladonna*. But try to find the meaning of the *Belladonna* symptoms and then of those of Muriatic acid, and you will find that they are by no means the same. The *Belladonna* symptoms apply to hyperæmia, and to the beginning of the disease, and not to overwhelming of the system by disease, as in Muriatic acid.

Next, I wish to refer to Muriatic acid in scarlatina. The body is intensely red, looks like a boiled lobster. There is rush of blood to the head, with bright red face and with great drowsiness. Now the rash comes out very sparingly, and is scattered irregularly over the surface of the body, and interspersed with petechiæ, with bluish or purplish spots. The child is very restless, throws off the clothes, and will not

be covered. As the symptoms progress, the skin becomes purplish and the feet decidedly blue. Then you may have also some of the diphtheritic symptoms already referred to. Catarrhal or even diphtheritic symptoms may complicate the case. There is thin, excoriating discharge from the nose, making the upper lip sore. So irritating are the discharges from the mouth that the mucous membrane becomes intensely red, and even denuded of its epithelium. By and by, yellowish-gray deposit forms in the mouth, and particularly in the fauces, and on the tonsils, uvula, and posterior wall of the pharynx. One of the provers had symptoms that made it difficult to decide between those of diphtheria and those produced by Muriatic acid. The breath becomes very foetid, and the uvula, œdematous. Sometimes, the latter hangs down as thick as your thumb, and lies on the tongue, and causes the child to gag and choke. These are the diphtheritic and catarrhal symptoms, and they may occur with or without scarlatina.

Belladonna is apparently, not truly, a concordant remedy here. These symptoms may cause you to give *Belladonna*, and incorrectly too. The drowsiness and disturbed sleep, etc., of this remedy are caused by congestion of the brain, which is not the case under Muriatic acid.

More closely allied are *Apis* and *Sulphur*, which both produce redness of the skin to a marked degree.

Kali permanganicum resembles Muriatic acid in the throat symptoms, especially in the œdematous uvula. Other remedies having this symptom are *Apis*, *Natrum arsenicosum*, *Mercurius cyanatus*, *Arsenicum* and *Hydrocyanic acid*. This last remedy resembles Muriatic acid in its throat symptoms, and in the blueness of the surface, and in the presence of petechiæ in the rash.

Sulphuric acid resembles Muriatic acid in scarlatina in that both remedies have these bluish spots, great weakness and diphtheritic membrane. Sulphuric acid has not relief from uncovering. Then again, there are appearances on the skin like suggillations. Spots appear that look as though the parts had been bruised.

I have also found Muriatic acid useful in the last stages of dropsy from cirrhotic liver. Of course, it may be used in any other serious disease of the liver in which the symptoms indicate it. The dropsy progresses as it does ordinarily in cirrhotic liver. The patient finally develops a typhoid condition, and becomes drowsy. Now these are the symptoms for which I have selected Muriatic acid. It does not cure; it will only relieve. The patient is drowsy, and becomes very much emaciated. The mouth is dry, or it is aphthous. The stools are

often watery and involuntary. The stomach is so weak and irritable that no food can be retained.

Nitro-muriatic acid is also to be remembered in these cases of weak digestion. Its symptoms you will find recorded in Allen, and are very similar to those of Muriatic acid.

The antidotes to Muriatic acid are, *Camphor* and *Bryonia* for the dynamic effects of the drug, and alkalies for its acute poisonous effects.

Muriatic acid may also be used for the muscular debility following the prolonged use of Opium.

LECTURE XLIX.

PHOSPHORIC AND SULPHURIC ACIDS.

PHOSPHORIC ACID.

Phosphoric acid.	{	Rhus tox.	
		China, Arsenicum, Veratrum.	
		Nux vomica.	
		Ferrum.	> Camphor.
		Baptisia.	

TO-DAY we have to study Phosphoric acid. This is a combination of oxygen with phosphorus. Phosphoric acid produces weakness or debility. Sometimes it causes a transient excitement, but the main characteristic of the drug is this debility, which is characterized by indifference or apathy, by torpidity of both mind and body, by complete sensorial depression. The patient is disinclined to answer your questions. His answers are short, consisting generally of, "Yes," or "No," and are made in a way that show that it is annoying to him to speak. The delirium is quiet, not violent, but accompanied with this characteristic depression of the sensorium, and muttering, unintelligible speech. He lies in a stupor, or in a stupid sleep, unconscious of all that is going on about him; but when aroused he is fully conscious. That is characteristic of the Phosphoric acid. You see it is depressing to the sensorium and to the body in general, and yet these changes are in a certain sense superficial. It does not seem to dip deep down into the tissues, so to speak, and effect those serious changes in them that call for some such drug as Lachesis. You will find the quality above mentioned pervading every Phosphoric acid symptom I shall mention.

So, you would not expect to give the drug in advanced stages when the stupor is complete.

Now the symptoms which indicate Phosphoric acid in typhoid fever are these: Pointed nose; dark blue rings around the eyes. The patient may suffer from nose-bleed, but this nose-bleed, however, gives no relief to the symptoms in the early stages of typhoid fever. This is a very different symptom from *Rhus tox.*, which is similar to Phosphoric acid. This has epistaxis in the beginning of typhoid fever, the patient being

relieved by the hæmorrhage. The patient bores his finger into the nose. Now it is not always advisable to remember *Cina*, and suppose because the patient is picking at the nose that he has worms. He may have itching of the nose. The symptom may also come from abdominal irritation. With *Cina*, it occurs from worms; with Phosphoric acid, it is on account of the irritation of Peyer's patches, consequently you will find abdominal symptoms plentiful. For instance, the abdomen is apt to be distended and bloated. There is a great deal of gurgling and rumbling in the abdomen. There is often diarrhœa with these symptoms. The stools are watery, sometimes involuntary, and contain undigested food. For instance, the milk which you have given your patient passes more or less undigested, and there is copious escape of flatus with the stool. The tongue is dry, and may have a dark red streak down its centre; but it is apt to be pale and clammy, and sometimes covered over with slimy mucus. Sometimes the patient bites the tongue involuntarily while asleep; this is a spasmodic motion; while the jaws come together the tongue protrudes. The urine you will find to be highly albuminous; it has a milky appearance, and decomposes very rapidly; you will find it also loaded with earthy phosphates. These are the main symptoms which would suggest the selection of Phosphoric acid in typhoid fever.

The nearest remedies here are *Rhus* and *Phosphorus*. Phosphoric acid often follows *Rhus*, after the latter has relieved the restlessness and the diarrhœa persists, and the patient goes into this quiet sort of stupor.

Phosphorus has more dryness of the tongue, more sensorial excitement; all the senses are irritated; the patient cannot bear any noises or odors. If diarrhœa is present, the stools are blood-streaked and look like "flesh-water."

In this sensorial apathy, you should also remember the *Sweet spirits of nitre*. The patient lies in bed, perfectly indifferent to everyone. He answers questions readily enough, but is apathetic. That is the condition in which Hahnemann gave Sweet spirits of nitre. I have found it to succeed when Phosphoric acid failed.

Arnica is also to be placed by the side of Phosphoric acid. Like the acid, it has apathy or indifference. The patient does not seem to know that he is as sick as he is. But the *Arnica* condition is a more developed state. The depression and stupor are more profound. He goes to sleep when answering your questions, showing you how overpower-

ing is the stupor. Then, too, you have the petechiæ or ecchymoses common to this remedy, and still later, involuntary stool and urine.

Opium is, more than Phosphoric acid, a remedy for stupor, when that stupor is progressive. It is only in the beginning of the *Opium* state that the patient can be aroused from sleep. The stupor goes on until no amount of shaking can bring the patient to consciousness. Breathing grows more and more labored and stertorous; the face, instead of being pale, sunken, and hippocratic, as in the acid, is deeper red, almost a brownish-red. The browner the red, the more is *Opium* indicated.

Another series of symptoms in Phosphoric acid are its emotional symptoms. Phosphoric acid is one of the best remedies we have for the bad effects of grief and depressing emotions, particularly for the chronic effects of disappointed love. It is here particularly indicated after *Ignatia*. *Ignatia* suits the acute symptoms and Phosphoric acid the chronic.

Phosphoric acid is also indicated for homesickness. From the effects of grief, the patient is sad, he often has hectic fever and flushing of the face, especially in the afternoon, evening or toward night. He has sweat towards evening and complains of crushing weight on the vertex. That last symptom is very characteristic of Phosphoric acid. Now we may carry these indications further than this. We all know how the emotions affect the body, how bad news affects the digestion, how mother's milk is made poisonous by some terrible emotion. We may find in Phosphoric acid a remedy for uterine and ovarian diseases which arise remotely from emotional causes. Thus you may use it in prolapsus uteri which seems to have been precipitated by depressing emotions. If you have other symptoms to aid you in its selection then all the more promptly will you find both local and constitutional symptoms removed by its administration.

In homesickness you may also think of *Capsicum*.

Natrum mur. may be placed along-side of Phosphoric acid for the chronic effects of grief with the "vertex headache," sadness, weeping, emaciation, etc.

Next I would like to say a few words about the diarrhœa caused by Phosphoric acid. It is particularly indicated in diarrhœa which is preceded by rumbling in the bowels. The stools are frequent and persistent. Particularly is it indicated in young persons who grow rapidly. But the diarrhœa, despite its frequency, does not proportionately weaken the patient. The mother will tell you that her child has had diarrhœa for six weeks with a great deal of rumbling of flatus, and yet it does

not seem to be much weakened thereby. The stool may contain undigested food, and it may follow a meal.

The distinction between it and *Cinchona* lies in the fact that the *Cinchona* diarrhoea exhausts the patient excessively.

Then another symptom of Phosphoric acid is that the patient, though quite weak, is rested by a very short sleep. I presume that this action of the acid is owing to the stimulating effect of the Phosphorus: it contains.

Phosphoric acid is suited more to the remote effects of the loss of animal fluids rather than to the acute symptoms. Thus we find it indicated for the long-lasting effects of seminal emissions, whether occurring during sleep or when awake, with every effort at stool or urination or from excessive venery. The whole system seems to be weakened. The patient is dizzy, feels as if he would fall. There is another peculiar form of dizziness. On lying down he feels that the feet are going higher up than the head. The genitals are relaxed. The scrotum and testicles hang down flabby and relaxed. The penis has no power of erection, or erections are deficient. Semen escapes too soon during coitus. The patient complains of formication over the scrotum. The back and legs are weak so that he totters when he walks. He has little or no absolute pain. There is burning in the spine, which is worse at night.

Phosphoric acid is very similar to *Cinchona*, in fact it is superior to it in the chronic effects of loss of seminal fluid. *Cinchona* is useful for the acute effects. For instance, a man has emissions for three or four consecutive nights and is thus much weakened; then *Cinchona* will relieve him promptly.

When you give Phosphoric acid for this relaxed condition of the genitals, give it low.

Phosphoric acid also affects the mucous surfaces. We have to remember it particularly in chest affections. The cough arises from tickling in the chest, just about at the ensiform cartilage. It is worse in the evening after the patient lies down. In the morning we find expectoration, which is yellowish or muco-purulent and usually tasting salty. We may think of it, although less frequently than of Phosphorus, in cases of tuberculosis when there is great weakness of the chest, so that the patient can hardly talk. This weakness seems to be a cause of dyspnoea. Every draught of air gives him fresh cold. He wraps his chest up warmly; he cannot bear a draught of air to touch his chest. When these symptoms are present, the acid is superior to Phosphorus.

Next, the action of Phosphoric acid on the bones. You may give it

in scrofulous affections of children; for example in hip diseases and in curvature of the spine from caries of the vertebra, when this symptom is present: If the child is old enough he will complain of a feeling as if the bones were being scraped with a knife. This is from inflammation of the periosteum. It is worse at night. This symptom may occur after the abuse of mercury.

Phosphoric acid, like all the mineral acids, affects the kidneys. It produces first what we may call polyuria or copious urination. The symptom as it was produced in the prover was this: The urine flowed so rapidly and so frequently, that it came out as though the urethra was twice its natural size. You may see in Phosphoric acid a possible remedy for diabetes mellitus. The symptoms which lead you to it are first of all, this frequent and profuse urination, requiring the patient to rise often at night. The urine is often milky in appearance. Sometimes it deposits jelly-like masses particularly in catarrh of the bladder.

I would also like to call your attention to *Lactic acid*. As a remedy in diabetes I have used it with great benefit.

Phosphoric acid has been recommended for growing pains. *Guaiacum* is also said to be useful for these.

SULPHURIC ACID.

Sulphuric acid. { Arnica, Conium, Ruta.
Pulsatilla, Nux vomica.
Lachesis.



Pulsatilla.

> Pulsatilla.

Sulphuric acid is indicated when the patient is hasty, quick and restless in his actions, sometimes too, when there is the opposite condition, one of great depression, as in typhoid states. He answers questions slowly and with great difficulty, just as does the Phosphoric acid patient. You find that there is a general sensation of trembling in the Sulphuric acid patient. He feels as if he were trembling from head to foot. The face in these conditions is rather peaked and is apt to be pale with blue rings around the eyes. Sometimes, there is a feeling as though white of egg were dried on the skin. The patient is particularly weak about the digestive organs; thus there is a cold, relaxed feeling about the stomach, making the patient long for some strong or stimulating drink, as brandy, and this too in persons who are not addicted to drink. So

weak is the stomach they vomit all food ; the ejected matters are very sour.

You will find Sulphuric acid especially indicated for inebriates who are on their "last legs." They have run down completely, and have long since passed the *Nux vomica* condition. You find them pale, shrivelled-looking, and cold ; their stomachs so relaxed as not to be able to tolerate any food. They cannot even drink water unless it contains whiskey. The liver is enlarged. They have a dry stomach cough, the act of coughing hurting the liver. The diarrhœa is watery and offensive, and is accompanied by excessive irritability of mind. They have a quick, hasty manner of doing everything. Piles annoy them. There is always dampness or oozing of moisture from the rectum. These piles burn, and are so large that they fill up the rectum. These cases are relieved by Sulphuric acid.

There is another use we may make of Sulphuric acid, and it is derived from its power of modifying the thirst for spirituous liquors. You should take two or three drops of the pure acid and dissolve them in a glass one-half full of water. Give it to the inebriate every two or three hours in teaspoonful doses, and it will overcome the physical craving. Give it until he gets well, even if it produces a sore mouth. Should it produce diarrhœa *Pulsatilla* is the proper antidote.

Another effect of Sulphuric acid is its action in aphthous sore-mouth occurring in debility arising from protracted disease, or in children with summer complaint or marasmus. The mouth is filled with yellowish aphthous spots. There is a profuse flow of saliva. With this there is apt to be vomiting of sour milk or sour mucus. The child smells sour despite the most careful washing. The stool is yellowish or slimy. It looks like chopped eggs. The child is very apt to have a cough, which is very likely a stomach-cough, with belching of wind after the cough.

You may think of Sulphuric acid also in diphtheria. The tonsils seem to be bright red and quite swollen. So swollen are they that liquids escape through the nose. The child is deathly pale, so pale that it looks like a corpse. It is inclined to drowsiness or somnolence. It can hardly breathe or talk, or make any noise, on account of the abundance of membrane.

Sulphuric acid is also useful as a traumatic remedy. It may be used for bruises of soft parts after *Arnica* ; in bruises of glands after *Conium* ; in injuries of bones after *Ruta*. Particularly may it be used when there are long-lasting black and blue spots, with soreness and stiffness.

Again, Sulphuric more than any other acid is useful in hæmorrhages. It causes hæmorrhage from every orifice of the body, the blood being dark and thin.

You differentiate Sulphuric acid from *Carbo veg.* in the dyspepsia of drunkards by the fact that Sulphuric acid is more a "sour remedy" and *Carbo veg.* a "putrid remedy."

LECTURE L.

NITRIC, HYDROCYANIC AND PICRIC ACIDS.

NITRIC ACID.

Nitric acid. { Calcareo ostreorum, Kali carb., Lycopodium.
Arsenicum, Carbo veg., Phosphorus, Moschus,
Antimonium tart.
Phosphoric acid, Muriatic acid.
Hepar, Mercurius.

Arum triphyllum.

Nitric acid. { Mucous membranes.
Offensive discharges.
Abuse of mercury.
Typhoid.—Debility.
Catarrh.

NITRIC ACID as a chemical substance need scarcely be explained to you, as you know its properties so well. I, therefore, pass on to consider its use as a medicine. You know its effects on the tissues, staining the skin a dark yellowish-brown. It is a highly corrosive acid, eating into the flesh. Hence it has been used for the removal of warts, tumors, ulcers, and exuberant granulations.

It acts very powerfully on the mucous membranes, and has a particular affinity for the outlets of mucous surfaces where skin and mucous membrane join. Hence you will find its symptoms about the mouth, lips, nostrils, meatus urinarius, and anus; in fact wherever skin and mucous membrane come together, there has Nitric acid a prominent action.

As an illustration, we find it useful in stomacace or ulceration of the mouth. Now, keeping up the character of the drug, this stomacace will present its most violent symptoms about the lips. There will be blisters and vesicles on and around the lips in connection with the sore-mouth. Ptyalism will be present, particularly in cases that have been abused by mercury. So, too, you will find that the diarrhoea is asso-

ciated with soreness and rawness of the anus. Even fissures may be present, as I have already said.

The characteristic discharges produced by Nitric acid are offensive, thin and excoriating, and, if purulent, are of a dirty yellowish-green color, and not at all laudable.

The ulcers calling for Nitric acid are offensive and characteristically irregular in outline, and tend to dip deeply. That is a sufficient distinction from the ordinary preparation of Mercurius, which produces a superficial flat ulcer. These ulcers of Nitric acid are very apt to be filled with profuse exuberant granulations. They bleed readily from the slightest touch. Even the dressing that you apply makes the ulcer bleed. The pains are of a sticking character, as if splinters were sticking into the affected parts. They are often associated with burning pains. The ulcers are worse from the application of cold water. Nitric acid is particularly indicated in syphilitic ulcers after abuse of mercury, and also in those of a scrofulous character after *Calcareo* has failed.

Another evidence of the offensiveness of the exhalations and secretions in Nitric acid is found in the urine, which has a strong odor, very much like that of the horse. It probably contains an excess of hippuric acid. This symptom is most highly developed in *Benzoic acid*. So characteristic is it in that drug that you will find it curing in a great variety of diseases when that symptom is present.

The stools, too, show the putridity of Nitric acid. They are very offensive, and are green in color, and in children contain lumps of casein. They are also slimy from excess of mucus secretion and are associated with much straining; the tenesmus here closely allies it to Mercurius. At other times, particularly in scrofulous children, the stools are pale from deficiency of bile, and pasty and sour as well as offensive.

Nitric acid affects the mucous membranes, producing catarrhs. We find it indicated in coryza, particularly when it is associated with some malignant disease, as scarlatina or diphtheria. In nasal diphtheria, Nitric acid is one of the chief remedies. The discharge from the nose is watery and very offensive, excoriating every part which it touches. If you examine the nose, you will find that there is a well-developed white deposit there. Another symptom which is very characteristic as accompanying these conditions, is intermittent pulse. If the membrane is also in the throat, you will have foetid odor from the throat too. The child will complain of a feeling as though there was a splinter sticking in the throat. This is a general characteristic of Nitric acid, a sensation as of a fish-bone, splinter, or piece of glass sticking in the affected

part. This runs all through the symptomatology of the remedy. You find it in the ulcers, and you find it in the rectum associated with the fistulæ and piles, and you find it here in the throat.

Nitric acid is here very similar to its complement, *Arum triphyllum*, which like Nitric acid causes this excoriating discharge from the nose making the lips sore; the corners of the mouth crack, the child cannot open its mouth on account of the soreness.

Another remedy is *Muriatic acid*, which has thin excoriating discharge from the nose, intermittent pulse and loss of appetite.

Another effect of Nitric acid, and one, too, in which it has no superior, is its use to remove the bad effects of mercury. The particular symptoms which call for it in this condition are these: Irritability, restlessness and mental anxiety. This irritability amounts to cursing and swearing. There are also periosteal pains, ophthalmia, inflammation or ulceration of the cornea, with tendency of the ulcers to perforate, hardness of hearing from catarrh of the middle ear and Eustachian tube, ptyalism, ulcers in the throat, caries of bones, particularly of the mastoid process of the temporal bone, dysentery, etc.

It is particularly adapted to secondary more than to primary syphilis, and more especially adapted to secondary syphilis after the abuse of mercury. Chancres have even returned and are phagedenic. There is great soreness in the bones at night, particularly in the bones of the head and along the shins, and this is worse from every change in the weather. On a damp day, he will have a boring pain in the bones. Ulcers appear in the throat or on the surface of the body, and these are characteristically irregular in outline. Warts develop, and these are almost always more or less pediculated. There are yellowish-brown spots or copper-colored spots all over the body. There is great debility with sweat and exhaustion.

When mercury has been abused, *Hepar* is probably the best antidote we have. When mercurialization is conjoined with syphilis, Nitric acid is the preferable remedy.

Nitric acid may be needed in the treatment of phthisis. There are sudden rush of blood to the chest, and decided hectic fever, which indicates ulceration of the lungs from breaking down of tubercles. The chest is extremely sore to the touch. The patient suffers from frequent hæmorrhages from the lungs, the blood being bright red and profuse. There is great dyspnoea, so that the patient cannot talk without getting out of breath. There are also morning hoarseness, exhausting phthisical diarrhoea, worse in the morning, and sharp stitches through the right chest

to the scapula. The pulse is intermittent. The least attempt at exertion causes palpitation of the heart and dyspnœa. The sweat comes particularly at night and towards morning and exhausts the patient very much. The skin is apt to be cold towards morning. He is chilly on getting into bed. Heat comes in flashes, or it is only in the hands and feet. The skin is of a tickling character and seems to annoy him all night. You hear, on examination, loud rales all through the chest, and the expectoration is offensive, bloody and decidedly purulent, and of a dirty green color, not being yellowish-green and laudable as you find under *Lycopodium* and *Pulsatilla*. Sometimes the cough is loose and rattling in character. The patient is usually of thin build with dark hair and eyes.

Nitric acid is very often indicated in phthisis after *Calcareæ ostrearum* or *Kali carb.* *Calcareæ* is especially suited to leucophlegmatic patients. The face is pale and sallow. There is soreness of the chest which is very much aggravated by touch or pressure. The cough is loose and rattling. Diarrhœa, if present, is worse in the evening. Hoarseness, though persistent, is painless. When, however, the *Calcareæ* condition has run into the acid debility, Nitric acid is one of the very best remedies to follow. It does not often cure but it relieves and prolongs life for years.

Still another application that we may make of Nitric acid is in typhoid fever, particularly in the ulcerative stage, that is when Peyer's patches have begun to ulcerate. You will find the patient greatly exhausted. The characteristic indications for Nitric acid are these: Stools are green, slimy and offensive, and sometimes purulent, the pus coming from these ulcers, and there is profuse bright red hæmorrhage from the bowels, with fainting on the slightest motion. The tongue is either white and studded with vesicles or little sore spots, or it is brownish and dry. We have well-marked pneumonic complications. There seems to be threatening paralysis of the lungs, which you know is by no means an uncommon thing in typhoid fever. This incipient paralysis of the lungs is expressed by loud rattling of mucus in the lungs. The pulse in such cases, you will find to be intermitting at every third beat.

Now do not forget *Moschus*, *Phosphorus*, *Antimonium tart.*, *Arsenicum* and *Cuprum* and other remedies that I have mentioned in this connection.

In hæmorrhage from the bowels during typhoid, you may also remember *Alumen*, which is useful when there are large clots passed.

Arsenicum is called for in this hæmorrhage from the bowels when the

flow consists of dark watery blood, and is associated with anxiety and restlessness.

We find *Hamamelis* indicated when there is a dark venous flow, without anxiety. Sometimes, the blood is dark and pitch-like.

Still another remedy is *Leptandra*, which is useful in typhoid fever with symptoms of a bilious character, when the stools consist of black blood, looking like pitch.

HYDROCYANIC ACID.

Hydrocyanic acid.	{	Spasms ; epilepsy ; tetanus.
		Cholera.
		Scarlatina.
		Heart ; cough.

Hydrocyanic acid acts upon the cerebro-spinal nervous system, and particularly upon the medulla and upper portion of the spinal cord. It produces convulsions which are very much like those of the fully-developed epileptic attack. Dr. Hughes, of Brighton, England, recommends it as a specific for epilepsy. This, of course, it is not. To cure this disease, you will have to take into consideration the symptoms of each case, and prescribe accordingly.

Hydrocyanic acid also produces a tetanus which resembles very much that produced by *Nux vomica*. The body is stiffened and thrown back, cramp in the nape of the neck like *Cicuta* ; breathing comes in paroxysms, the jaws are set, there is foaming at the mouth, but the face is flushed.

It is also useful in convulsions during severe attacks of illness, when the face is blue, and the prostration is very great. There are gasping breathing, clutching at the heart, and livid color of the surface of the body.

You may also give Hydrocyanic acid for very severe cases of prostration, with approaching paralysis of the brain and lungs, and when there is gurgling from the throat to the stomach when swallowing.

In cholera, Hydrocyanic acid is to be placed by the side of *Camphor*, being indicated in marked collapse with sudden cessation of all discharges, as vomiting and purging.

In scarlatina it is indicated in almost hopeless cases of a malignant type, in which the rash is livid from the very beginning. The feet are almost always cold.

Hydrocyanic acid may be given for the cough of heart disease when it is reflex from organic changes in the heart. It may also be used for the dry tickling cough of consumptives.

You may prefer *Laurocerasus*, for the dry, teasing cough of consumptives, worse at night. You may also give it for cough with expectoration which contains little specks of blood scattered through it.

PICRIC ACID.

Picric acid causes at first some congestions. These are soon followed by weariness and mental inactivity, showing how intensely the remedy attacks the vital forces. This weariness progresses from a slight feeling of fatigue on motion to complete paralysis. It is accompanied by indifference and want of will-power and desire to lie down and rest. Animals, poisoned with this acid, were affected with paralysis of the hind legs, with slow breathing and great muscular weakness. At the autopsies made on them, the cortex cerebri, the cerebellum, medulla oblongata and spinal cord were found reduced to a soft, pulpy mass, that was dark brown in color, and loaded with little shining, greasy particles. The urine was rich in phosphates and uric acid, and poor in sulphates and urates. Albumen and sugar were also found in the urine. The liver was full of fat granules.

These symptoms and pathological observations bespeak the use of Picric acid in diseases of the brain and spinal cord. To give it, we need not wait until paralysis has set in. We may find it useful in typhoid conditions and also in conditions of brain fag when the mind has been over-worked. In the latter affection, brain fag, Picric acid is one of our best remedies.

It is also useful in neurasthenia. You will find dull headache with aggravation from the slightest attempt at using the mind. This may be in the forehead or in a still worse place, in the occiput, and may then extend down the spine. The patient complains of feeling constantly tired and heavy. Any attempt to study brings on anew these symptoms of the brain, and also develops burning along the spine and very great weakness of the legs and back, with soreness of the muscles and joints. Sometimes sleep is restless and disturbed by priapismic erections. With these, of course, there will be frequent seminal emissions. Sometimes you will find severe pains in the neck and occiput going up to the supraorbital notch or foramen, then extending down into the eyes. There are hot feeling in the lower dorsal region, and aching and dragging in the lumbar region, which is worse from motion. On awaking

from a sleep the patient has a tired aching in the lumbar region. The legs are heavy and at the same time, weak. With this heaviness of the feet, he sometimes complains of dull frontal headache. Sometimes he complains of numbness and crawling in the legs, with trembling and with pricking, as if from needles. He has tingling of the lips, formication about the head and crawling as of ants over the surface. The least exertion causes prostration. He also has vertigo, worse when he stoops, walks, or goes up-stairs. He has headaches with dull throbbing, heavy, sharp pains, worse from study or movement of the eyes, and better from rest, the open air, or binding the head tightly. The pupils are dilated. Sparks appear before the eyes, which may even smart and burn. Thick matter forms in the canthi. The eye symptoms are worse from artificial light. Accompanying the congestion of the head is nose-bleed. The nose is full of mucus. The patient can breathe only when the mouth is open. The saliva is either frothy or stringy. The taste in the mouth is like that of the acid itself, sour and bitter. The throat feels rough and scraped, better from eating and worse from empty swallowing and worse after sleep. There is thick, white mucus on the tonsils. On swallowing, the throat feels so sore that it almost seems as if it would split. Sour eructations may accompany the frontal headache. Now these gastric symptoms may accompany the brain fag. Nausea, which is worse about five o'clock in the morning and worse when attempting to rise. He also complains of pressure and weight about the stomach. He wants to belch but does not seem to have the power to do it. The irritating effect of the drug is further shown by diarrhoea with stools which are thin, yellow and sometimes oily, with a great deal of burning and smarting at the anus with prostration and unsuccessful urging to stool. The kidneys are congested. The urine has an abnormally high specific gravity and contains sugar. It is also albuminous. The conjunctivæ are yellow, just as you find in jaundice. Papules appear on the face and turn into small boils. The feet are apt to be cold. These then are the main symptoms of Picric acid. Now let us study those of a few of its related remedies.

Phosphorus, like Picric acid, causes fatty changes in the blood, kidneys, brain and spinal cord. Both remedies meet in sexual excesses and priapism and both may be indicated in brain fag; both have congestive vertigo and crawling and tingling sensations here and there over the body. The distinction lies principally here: *Phosphorus* causes more irritability with the weakness, as displayed by oversensitiveness to all external impressions. *Phosphorus* also has backache, with feeling as if

the back would break on any motion and with burning spots in the back, better on rubbing.

Nux vomica resembles Picric acid, somewhat, in the brain fog and in the gastric symptoms, in the sour eructations, in the aggravation towards morning and in the inability to study.

Oxalic acid, more than Phosphorus, resembles Picric acid in the extreme picture of spinal softening. There are weakness about the loins and hips, of course, extending down the legs, and numbness in the back. Picric acid has more heaviness and Oxalic acid more numbness. The legs are apt to be bluish and cold. The patient complains of paroxysms of dyspnoea. Another symptom and one indicative of spinal meningitis, is intense inflammatory pain all through the back. A general symptom of Oxalic acid is pains coming in small spots and greatly aggravated on thinking of them.

Another remedy closely related to Picric acid is *Sulphur*. This causes congestion of the lumbar spine. So intense is this congestion that paraplegia results. There is retention of urine.

Phosphoric acid suits cerebro-spinal exhaustion from over-work. The least attempt to study causes heaviness, not only in the head but in the limbs.

Argentum nitricum has backache, worse when first rising from a seat and better from moving about, with trembling weakness of the limbs, fear of projecting corners, etc., etc.

Alumina is indicated in cases somewhat like those calling for Picric acid, but is distinguished by the pains in the spine as though a hot iron had been thrust into the part. The patient staggers when walking in the dark. He also has painful feeling about the soles of the feet.

Silicea is quite similar to Picric acid. It is useful in nervous exhaustion where the patient dreads any exertion either of body or mind. When he is warmed up to his work he can get along pretty well. He also has numbness in the toes, fingers and back, and the constipation peculiar to *Silicea*.

Of the remedies which cause violent erections you may compare the following: *Cantharis*, *Phosphorus*, *Capsicum*, *Agaricus*, *Pulsatilla*, *Platinum*, *Opium*, *Ambra grisea*, *Zincum*, *Physostigma*, *Petroselinum* and *Mygale*.

LECTURE LI.

SILICEA.

Silicea.	{	Asaf., Phosphorus, Conium, Graphites.	< Mercurius.
		Sulphur, Calcareo ostr., Lycopodium.	
		Gettysburg water.	

SILICEA in its crude state is inert. It is insoluble, and hence has very little effect on the system. When potentized according to the formula of Hahnemann it becomes one of the most valuable drugs in our materia medica. It is a grand illustration of the efficacy of potentization.

The great and important effect of Silicea lies in the nutritive changes which are made by it. As nutritive changes are more evident in the growing child than in the adult you will find Silicea symptoms appearing mostly in children from infancy up, not that it is contraindicated in the adult, but its use is shown more evidently in the young. The child then is imperfectly nourished, not from defective quality of nourishment, but from defective assimilation. The head is disproportionately large; the fontanelles, especially the anterior, are open; the body is small and emaciated, with the exception of the abdomen which is round and plump, as is often the case in scrofulous children. The head, including the scalp, neck and face, is covered with an offensive sweat. The face is pale, waxen, earthy, or yellowish. The bones are poorly developed, as are also the muscles, consequently the child is slow in learning to walk. Silicea is especially adapted to rachitic children. The fibrous parts of the joints are inflamed, swollen or ulcerated. This gives the joints, especially the knees, a knob-like appearance.

Silicea is complementary to *Thuja*, especially in nervous affections and for the bad effects of vaccination. Whatever we may say in favor of the necessity of vaccination we do know that this operation may be followed by unhappy symptoms, and that, too, when the purest of virus has been used. Hence at times you have to counteract the bad effects that may follow the operation. We know that in Paris some 30,000 or 40,000 children were vaccinated after each were given a dose of Sulphur, which prevented the outbreak of any other disease than the

vaccinia itself. If such bad effects as erysipelas, convulsions or diarrhoea should follow, then you will give Silicea, which will cure the case. *Thuja* itself is complementary here, and comes in very well for diarrhoea following vaccination, and also when the vaccination fever is high. Pustules like those of small-pox, together with a rash, appear all over body.

You notice that, to the right on the board, I have placed *Mercurius*, prefixed by a "crescendo" mark. That means that *Mercurius* does not follow well after *Silicea*. Their symptomatologies are seemingly similar, and yet they do not seem to agree, although *Silicea* will antidote some of the effects of mercury, but, as potentized medicines, they do not follow each other well, hence you must be careful in deciding between the two drugs.

Fluoric acid antidotes the over-use of *Silicea* in bone affections.

Hepar also antidotes some of the effects of *Silicea*.

We are now ready to take up the effects of the drug. First, on cellular tissue. *Silicea* has long been known as a valuable drug because of its affinity for cellular tissue. It produces inflammation of this vast tissue of the body, an inflammation which progresses to suppuration and suppuration, too, which is rather indolent or sluggish in type, not necessarily malignant but tending rather to perpetuate itself and become chronic. The case tends rather towards chronicity than towards resolution. The termination of the *Silicea* cellulitis then is in suppuration which is persistent, in ulceration which is also persistent, or in induration. You may have it indicated in any one of these forms. I have already illustrated this in the application of *Silicea* to the tonsils, when these glands suppurate and refuse to heal. You will see it also in the treatment of boils or furuncles, furuncles which recur in crops and which do not heal readily, but continue to discharge a rather thin watery and even ichorous pus, usually having a foul odor, or even thick pus. *Silicea* may frequently be suggested as a remedy to prevent boils, on account of its tendency to produce inflammation of the connective tissue.

So, too, it would be suggested in that dread disease, carbuncle, particularly when it is situated between the shoulder and nape of the neck, a common site for carbuncle.

Silicea may also be used for induration. For instance, following the treatment of boils and abscesses, or other inflammations of the kind involving the parenchyma of an organ, you may have plastic exudation, giving you inflammation with induration. This induration tends to be absorbed under *Silicea*.

This effect places Silicea alongside of *Graphites*, *Graphites* being a drug you will remember which tends to absorb indurated surfaces, even going so far as to effect the obliteration of cicatrices.

The same has been said of *Phytolacca*, but I think that this lacks confirmation. It certainly lacks the confirmation that *Graphites* has had.

Sometimes you will find that Silicea is unsuccessful in these indurations. Then a dose of *Sulphur*, interpolated, makes the Silicea act better.

In ulceration we find Silicea useful. In fact it may be given with good result in all forms of ulcers, both benign and malignant. Its distinctive features are ulcers from bone diseases, as caries or necrosis, scrofulous ulcers which appear about joints, ulcers which appear in the back from vertebral caries, and ulcers which appear about the hip in hip-disease, particularly if connecting with fistulæ. The pus is thin and offensive, and often mixed with blood and sometimes with little particles looking like cheese. There is very little tendency to heal spontaneously. These ulcers are relieved by warm and aggravated by cold applications.

Silicea acts upon the bones. We find it indicated in scrofulous children where the bones are curved; where spinal curvature is present. Not only is it indicated in lateral curvature, but where there is caries of the vertebral column itself.

It may also be indicated in disease of the hip- or knee-joint, when the discharges are thin and offensive, and when there are fistulous tracks opening into the joint. The patient is of a scrofulous diathesis, and presents the constitutional characteristics that I have already mentioned as belonging to the Silicea patient. In addition to the symptoms there enumerated, the Silicea patient may have an offensive foot sweat, and this tends to make the toes sore and even raw. Sometimes there may be an offensive axillary sweat. I believe that the best remedy for axillary sweat is *Petroleum*. The child also has tendency to swelling of the glands which suppurate. Now with these symptoms there is marked aggravation from touch, a peculiar susceptibility to touch, in fact. I would here compare it with *Lachesis*. The patient does not want you to touch him. I dwell on this symptom for two reasons; one is that it helps you to differentiate from the closely allied lime salts, and the other, because it illustrates a property of Silicea which you will see when we come to speak of its action on the nerves.

Let us now stop to compare Silicea with its related remedies. *Asa-*

foetida has offensive discharges from the bones. It is distinguished, however, by the intolerable soreness around the ulcer. For instance, in caries of the tibia, with an external outlet and discharging pus, the parts around the ulcer are so sore and tender to the touch that the patient cannot bear the dressing.

Phosphorus is very similar to *Silicea* in bone disease. It resembles it in abscess, particularly in mammary abscess, with fistulous openings. It is similar, too, in the caries of bone, particularly in necrosis. *Phosphorus*, like *Silicea*, has this over-excitability of the nervous system.

Platinum mur. is also a valuable drug in caries of the bones.

Another is *Angustura*, which is particularly useful in caries of the long bones, as the humerus, tibia, femur, etc.

Strontiana carbonica is especially useful in caries of the femur with coexisting watery diarrhoea.

Gettysburg salt is rich in carbonate of lithium, and is very useful for symptoms precisely like those of *Silicea*, namely, carious ulcers or ulcers about joints, such as occur in hip-disease or in caries of the vertebrae. The discharge is acrid and excoriating.

Sulphur, *Calcareae*, and *Lycopodium* are similar to *Silicea* in the scrofulous diseases of children. The distinction between *Calcareae* and *Silicea* is as follows: The *Calcareae* head sweat is confined to the scalp, and is sour rather than offensive. The feet also are damp from sweat, but the sweat does not, as in *Silicea*, make the feet sore or raw. *Calcareae* lacks the sensitiveness to touch of *Silicea*.

In this sweating of the head, the body being dry, *Silicea* is exactly opposite to *Rhus tox.*, which has sweating of the body, the head being dry.

The mucous membranes do not escape the action of *Silicea*. We have otorrhoea, the discharge from the ear being offensive, watery, and curdy; that is, you find whey-like curds in it. Often you find the membrana tympani perforated with discharge of pus thence, containing little pieces of bone, the result of involvement of the mastoid process by the disease.

There is keratitis, especially with tendency to the formation of sloughing ulcers. These ulcers slough and perforate the cornea like those of *Nitric acid*. These in the *Silicea* child are not vascular, so there is not much infiltration of the surrounding tissues. Hypopyon is present. The lids are swollen and covered with suppurating styes.

The nose is affected. *Silicea* is especially useful in nasal catarrh when ulcers exist on the mucous membranes, and these discharge a

thin, bloody excoriating matter; or they may be dry, and then there is annoying dryness of the nose. It is also useful when the catarrhal process extends backwards and involves the outlets of the Eustachian tubes, producing an intolerable itching and tingling in this locality.

We also find Silicea indicated in some forms of hay-asthma, especially that which begins with itching and tingling in the nose and violent sneezing and excoriating discharge from the nose.

Silicea has also an action on the lungs. It produces hoarseness and roughness and dryness, with a tickling cough which seems to come from the supra-sternal fossa. (*Rumex crispus* also has this cough.) There is also a feeling as if a hair were lying in the throat, larynx or trachea. The cough is excited by cold drinks, as under *Rhus tox.*, by the very act of speaking, as in *Phosphorus*, *Rumex*, *Ambra grisea*, etc., and worse at night when lying down, just like *Rumex*, *Phosphorus*, and *Lycopodium*. Sometimes it ends in the vomiting of mucus.

Silicea is useful in the suppurative stage of tuberculosis, when the cough, at first dry, becomes loose, with the expectoration of offensive muco-pus. You will find it of great service in the phthisis mucosa of old people. After great exertion the patient expectorates nasty pus, which is horribly offensive. Silicea will not cure these cases. It can only palliate.

Phellandrium aquaticum is an excellent remedy in the last stages of phthisis when the expectoration is terribly offensive.

I would advise you to remember *Capsicum* for bronchial catarrh when the breath is not offensive except during the cough. You know that the *Capsicum* patient is of lax fibre and cannot get up the expectoration; so some of it lies there and undergoes decomposition. The air of ordinary expiration is not offensive, but as soon as the patient brings that from the very depths of the lungs, the offensive odor becomes quite marked.

In tonsillitis, Silicea is indicated when the tonsils have suppurated and discharged and refuse to heal. Especially is it indicated when this condition occurs in rachitic children.

In the Silicea diarrhoea the stools are offensive and usually painless and lienteric. The child vomits its food. These symptoms are associated with the characteristic skin lesions and constitutional peculiarities which go to make up the Silicea child.

The constipation of Silicea is of this character. Stool partially escapes from the rectum and then seems to slip back. I think that this symptom is easily explained. There is defective expulsive power on

the part of the rectum. With a great deal of straining the stool is partly pushed down. When the bearing down ceases then it slips back.

Next you have to remember the action of *Silicea* on the nervous system. It has here a very peculiar effect, which was pointed out first by Dr. Dunham. It causes a tendency to paralysis and paralytic weakness. Here, too, the trouble seems to be due to defective nutrition of the nerves themselves, both in the brain and spinal cord. Then you will have to remember it as a remedy in paralytic weakness accompanying disease of the spinal column. Often, with this condition, there is the peculiar constipation I have just described. With all these paralytic troubles there is an over-susceptibility to nervous stimuli. The senses are morbidly keen. The brain and spine cannot bear even an ordinary concussion or vibration. The surface of the body is tender and sensitive to the touch. Cold aggravates the symptoms and heat relieves.

Silicea may be given in convulsions of an epileptic character, with well-marked aura, when it starts from the solar plexus, as in *Bufo* and *Nux vomica*. The attacks are also said to come in certain phases of the moon. The patients are worse from any overstrain of the mind or emotions.

The headache of *Silicea* is of a nervous character. It is provoked by any excessive mental exertion. Then it is usually supraorbital and is generally worse over the right eye. It is worse from any noise, motion or concussion, and better from wrapping the head up warmly. It is not the pressure, but the warmth, that relieves. Sharp, tearing pains rise from the spine into the head. At the height of the paroxysm there is apt to be nausea and vomiting from sympathetic involvement of the stomach.

You should here compare *Menyanthes*, *Paris quadrifolia* and *Magnesia mur.* *Menyanthes* was first confirmed by Dr. Dunham. It has a peculiar headache coming from the nape of the neck, over the head. There is a bursting pain, as if the membranes of the brain were tense and were pushing the skull open. This is relieved by pressure rather than by warmth.

Paris quadrifolia has headache of spinal origin, which arises from the nape of the neck and produces a feeling as though the head were immensely large.

Strontiana carb. produces headache coming up from the nape of the neck and spreading thence over the head. It is just exactly like the

headache of Silicea. You will have to distinguish by the collateral symptoms.

There are other nervous symptoms produced by Silicea. The patient has vertigo, which, like the pains, seems to rise from the spine into the head. It also causes difficulty in balancing. He has a fear that he will fall and always to the left. Speech is somewhat confused. He finds it difficult to grasp the exact expression he wishes, and this even in ordinary conversation. Sluggishness is a contraindication of Silicea in nervous conditions. You cannot use it in torpid, flabby, nerveless persons. Remember that exactly the opposite is the case with disease of the lower tissues.

Silicea acts just as powerfully on the spine as it does on the brain, causing general motor weakness. Here, too, it is attended with the same irritability. The neck is stiff, causing headache. This stiffness of the neck is not from cold, not from rheumatism of the various muscles, but from spinal irritation. The small of the back aches as if beaten or pounded. The patient complains of pains about the coccyx, and cramps such as one experiences after sitting a long time or after riding a long time over a rough road. The legs tremble. They weary when one moves, particularly in the morning. Loss of animal fluids particularly aggravates the symptoms. For instance, seminal emission or coitus causes, or is followed by, bruised aching all over the body. There may also be symptoms of the spine which indicate locomotor ataxia. The fingers feel stiff, with loss of power in them. The part of the body on which he lies, goes to sleep.

Silicea is useful in chronic rheumatism. It is one of the remedies on which to depend in treating hereditary rheumatism. Particularly are these pains in the shoulders and in the joints, all of which are worse at night and worse when uncovering.

A related remedy here is *Ledum*, which has exactly the opposite aggravation to Silicea. The patient is worse from covering up. The symptoms usually extend from the feet upwards.

LECTURE LII.

ARSENICUM ALBUM.

Arsenicum.	{	Aconite, Sulphur.
		<i>Phosphorus</i> , <i>Rhus</i> , <i>Lachesis</i> .
		<i>Ipecac.</i> , <i>China</i> , <i>Verat. alb.</i> , <i>Colchicum</i> , <i>Ferrum</i> .
		<i>Baptisia</i> , <i>Muriatic acid</i> , <i>Phosphoric acid</i> , <i>Nitric acid</i> .
		<i>Antimonium crud.</i> , <i>Antimonium tart.</i> , <i>Nux v.</i> , <i>Pulsatilla</i> .
		<i>Secale</i> , <i>Camphor</i> , <i>Carbo v.</i>
		<i>Apis</i> .
		<i>Ailanthus</i> .
		<i>Anthracinum</i> .
		> Sesquioxide of iron.
Phosphorus.	{	> China.
		> <i>Ipecac.</i>
		> <i>Ferrum</i> .
		> Graphites.
		> <i>Camphor</i> .
		> <i>Veratr. alb.</i>

Arsenicum.	{	Irritability.
		Inflammations: stomach, uterus, etc.
		Fevers: continued, typhoid, intermittent.
		Skin: exanthemata, indurations, gangrene, carbuncle, cancer, ulcer.
		Nerves: neuralgia, convulsions, stupor, exhaustion, fainting.
		Catarrhs: eyes, nose, throat, lungs, etc.
		Dropsy: anasarca, hydrothorax.

TO-DAY we take up for study the last of the acid remedies. I refer to Arsenious acid, or *Arsenicum album*. It has quite a number of concordant remedies and quite a string of antidotes. Its complementary remedies are *Phosphorus* and *Allium sativa*.

Arsenicum album comes to us quite thoroughly studied, both as a

poison and as a remedy. It has long been known as a speedy means of destroying life, hence it has been frequently used for suicidal and homicidal purposes. It has the property of uniting with animal tissues, probably with the albuminous portions of the tissues, hardening them and causing them to resist the usual process of decay, so that these tissues are long preserved. This fact is taken advantage of by taxidermists in stuffing birds and animals. Cases of accidental poisoning with Arsenic are quite common, and this is all the more so because of the use of Arsenic in the arts. In the form of Scheele's green, or arsenite of copper, it enters into the composition of certain paints. It is used frequently in the manufacture of certain green wall-papers, and also in artificial flowers. It is also introduced into pastes to be used in sealing packages, which are to protect goods from insects. All these uses of Arsenic render poisoning, especially chronic poisoning, by it not at all uncommon.

In certain districts Arsenicum is indulged in as an article of diet. The women take it for the purpose of beautifying the complexion, and the men indulge in it because it enables them to work hard with little or no fatigue. The drug acts on muscular tissue so as to increase its power of endurance. We may make use of this fact when some disease has resulted, from climbing mountains or a long journey, as a provoking or modifying cause. The "Arsenic vice" is very objectionable, and certainly very injurious. After awhile these persons will suffer from Arsenic poisoning, especially if they move away from the region where they are living. The symptoms of slow arsenical poisoning are these: Edematous eyelids; the patient suffers from slight conjunctivitis; the eyes are always red and injected, and smart and burn. Associated with these symptoms is dim sight. Whether this comes from the inflammation externally, or from any internal ocular trouble, I am unable to say. The mucous membrane of the mouth, nose, and throat is unnaturally red and dry. The sufferer complains of almost constant thirst. Digestion is most certainly deranged. The patient will tell you that he is dyspeptic. The skin assumes rather a dry dirty look; it is only exceptionally clear and transparent. The patient suffers frequently from nettlerash. Long wheals appear, and these itch and burn intolerably. Still later, eczema makes its appearance. The patient also suffers from stubborn neuralgia in different parts of the body. These are the most common, and the most certain symptoms indicating arsenical poisoning. In addition to these there will be some acute symptoms. For instance, there will be times when the patient

has attacks of vomiting, with deathly nausea. He will vomit every thing he drinks. At other times he has symptoms indicating cholera morbus, *e.g.*, vomiting and purging, and coldness of the surface of the body.

You may frequently be called upon to antidote arsenical poisoning. If it is an acute case you should excite vomiting and administer the sesquioxide of iron as an antidote. Dialyzed iron has also been recommended. It has the advantage of being more stable than the sesquioxide. For the nausea occurring during chronic poisoning, *Ipecac.* acts very nicely. In the acute attacks simulating those of cholera morbus, *Veratrum album* relieves.

Cinchona also suits many of the symptoms, particularly the debility, dropsy, and neuralgia.

Graphites is one of the best remedies to cure the skin symptoms of chronic arsenical poisoning.

Now we will consider the symptoms of Arsenicum in their totality. Quite a universal symptom of the drug, and that, too, whether the result of poisoning or of proving, is what I have already mentioned, an irritability of fibre. This is present and prominent in the worst cases in which Arsenicum may be used. Death may be almost certain, and yet there is this irritability of fibre showing the universal characteristic of the drug. Even when the patient lies in a stupor, this stupor is broken by anxious moans and restlessness. Consistently with this quality of the drug, we find Arsenic indicated in patients who are anxious and restless, frequently changing their position, full of fear of death; hence they do not wish to be left alone for fear they will die. Delirium is violent, more violent than in any other of the acids except *Nitric acid*. It is worse at night, particularly after midnight. The patient has visions of ghosts and other fanciful figures, with trembling of the whole body. You cannot here fail to recognize the similarity to delirium tremens or mania a potu. Arsenicum here is of great use, particularly in old offenders who are seriously diseased by the use of alcohol, and who, from some cause or other, cannot get their usual drink.

The pains which the Arsenicum patient experiences, whether neuralgic or otherwise, make him desperate and angry, almost furious, in fact. When falling asleep, he jerks and starts. During sleep his dreams are frightful and fantastic. Before going any farther, I want to introduce a caution in regard to Arsenic. Arsenic is not a remedy usually called for in the beginning of diseases. The tendency of the

symptoms is deathward. If you give the drug too soon, in a disease which in itself tends deathward, you may precipitate the result which you are anxious to avoid. I have myself several times made the mistake despite great caution. Do not give Arsenicum early in typhoid fever unless the symptoms call for it unmistakably. Here it is especially dangerous to give it too soon. Often *Rhus tox.* precedes its use. I will say the same thing in regard to tuberculosis. In the last stages of this disease this restless tossing about is not an Arsenic symptom, and Arsenicum will not relieve it. That is only a precursor of death. You must be certain that the mental state is indisputably that of Arsenic, or you will do harm instead of good to your patient. There is one exception to this word of caution, and that is in inflammations of the gastro-enteric system. I may say that Arsenicum may here be given quite early in the case without doing any harm, on the contrary, with much benefit.

Now for the inflammations and fevers of Arsenicum. Arsenicum alters the blood. It is useful, as we shall learn, in low types of disease, when the blood-changes are serious. The inflammations of this remedy are characterized by their intensity, and by the tendency to the destruction of the tissue which is inflamed. In these local inflammations of Arsenic you will find burning lancinating pains the characteristic sensations. This is described by the patient as though hot coals were burning the part. It is often accompanied with throbbing. Now this burning when Arsenicum is the remedy indicates destruction of tissue, hence it calls for this remedy in gangrene, in sloughing, in carbuncles, and in that dreadful disease, cancer. And it does not call for Arsenic when this burning is a mere sensation. Patients occasionally complain of burning pains, here and there, which arise from nervous causes only. Arsenicum does no good then. I have often seen physicians give Arsenic when women complained of burning pain in the ovaries. There was no evidence whatever of active inflammation, but there was this burning from ovaralgia. Arsenicum could do no good here. If, however, there is ovaritis with this pain, Arsenic becomes an invaluable remedy. All these cases in which Arsenic is called for are relieved by hot applications, and greatly aggravated by cold.

The most important sites for the Arsenicum inflammations are the stomach and bowels primarily, and next to these the heart. This inflammation in the stomach and bowels may vary from slight irritation to the most destructive gastritis. The mouth is dry, the tongue white as if whitewashed, or, in some other cases of irritable stomach, the

tongue is red with raised papillæ. Thirst is intense, but the patient drinks but little at a time because water hurts the stomach. An ordinary amount of food causes a feeling of fulness or repletion. In this symptom it is similar to *Lycopodium*. The least food or drink is vomited as soon as taken. But we may have another group of symptoms; weak, sinking sensation at the pit of the stomach, relieved by eating, but so soon as he begins to eat, he has urging to stool with diarrhœa. Here the drug is similar to *Cinchona* and *Ferrum*.

There is very distressing heartburn. Sometimes, burning in the stomach like coals of fire is associated with the diarrhœa. The stools are undigested, slimy, and bloody, and are attended with violent tenesmus and burning in the rectum. If this goes on, the stools become brownish or blackish, and horribly offensive, showing that it is indicated in most serious cases of enteritis and dysentery. The exciting causes for these various sets of symptoms are sudden chilling of the stomach with ice-water or ice-cream, alcoholic drinks in excess, certain poisons, as sausage meat that has spoiled, rancid fat, spoiled butter or fat that has undergone decomposition, and lobster salad at certain seasons of the year.

Arsenicum also excites intestinal disease which is almost identical with cholera Asiatica. Even the organic growths of cholera are found in the discharges from the Arsenic proving. Do not conclude from this that Arsenic must be *the* remedy for cholera Asiatica. It is only the remedy when we have the following symptoms: Intense vomiting and purging, the stools being not so much like rice-water as they are brownish-yellow, profuse, and offensive. The vomited matters are green, yellow, and bilious. There is burning thirst, with the intense agony which belongs to Arsenicum. The surface of the body is as cold as ice, but internally, the patient feels as if full of fire.

Arsenicum is also useful in cholera infantum, and in atrophy of infants. It is indicated by many of the symptoms that have already been enumerated. The symptoms of the bowels are, undigested stool, diarrhœa which is provoked just as soon as the child begins to eat or drink, aggravation after midnight (particularly the restlessness and the diarrhœa), and rapid emaciation. The child's skin is apt to be harsh and dry, and often yellowish and tawny. The little patient is restless, evidently being in constant distress. Here, too, we often have to give Arsenic quite early in the case, because here the symptoms have been going on before your arrival. It stands in close relation with *Nuxvomica* and *Sulphur* in atrophy of infants. For instance, early in

the case of marasmus, you may give Arsenicum, providing diarrhoea is present in a case which would call for *Nux vomica* or *Sulphur* were constipation present. The same dried-up mummy which you find in the Sulphur case, with the peculiar gastric symptoms of Arsenic, would call for the Arsenic. In far-advanced cases, the resemblance is not to these remedies, but to *Cinchona*, or China, and to *Argentum nitricum*.

Now let us study some of the related remedies of Arsenicum in gastro-intestinal troubles.

Argentum nitricum has slimy, greenish stools, with excessive flatulence, worse at night. Although both remedies have restlessness, it is not the same in each case. Arsenicum has a restless desire to change place, now sitting, now standing. The restlessness of Nitrate of Silver is purely nervous. The patient has difficulty in breathing, with long sighs.

Much more frequently will you be called upon to differentiate between Arsenicum and *Carbo veg.* *Carbo veg.* is somewhat similar to Arsenicum in abdominal affections arising from chilling the stomach, as with ice-water. It has, perhaps, less of the distinctive restless tossing about, but at the same time it may have a nervous, irritable, anxious state, without tossing about. *Carbo veg.* is also a similar remedy to Arsenicum when rancid fat has excited gastro-enteric symptoms.

Secale cornutum is very similar to Arsenicum in many of its symptoms. The two drugs are complementary. They agree well one with the other. In the abdominal symptoms both drugs meet in cholera Asiatica. Arsenicum may be distinguished from *Secale* by these few symptoms: The movements in *Secale* are copious and come in spurts; *Secale* has not the same restlessness that belongs to Arsenicum. Now, when there are any spasmodic symptoms present, as is often the case, you will find under *Secale*, fingers spread asunder, with tingling in the hands and feet.

Veratrum album is somewhat similar to Arsenicum in cholera morbus. The latter has not so copious a stool as the former. Cold sweat on the forehead is more marked in the *Veratrum*.

Do not forget that *Cadmium sulphuricum* is similar to Arsenicum in black vomit, whether that symptom occur in yellow fever or in any other disease.

We find Arsenicum often indicated in intermitting types of fever. We all know how often Arsenic succeeds *Cinchona* in the treatment of chills and fever. It often cures. It is especially indicated after the failure of quinine, or after the abuse of that drug; also when the

fever has been contracted in salt marshes along the seashore. The chill is not well defined; in fact, it is rather irregular, but the heat is unmistakable. It is intense, with burning thirst, especially for hot drinks; cold drinks make the patient feel chilly. Sweat does not always relieve. Sometimes it appears very tardily. The apyrexia is marked by severe symptoms, dropsy showing itself as the result of enlarged spleen or liver. The patient is scarcely able to sit up. He is often annoyed by neuralgia; this neuralgia being typical in its appearance. The pain usually affects one side of the face, and seems to be almost maddening, driving the patient from place to place. At the height of the attack there are nausea and vomiting, and buzzing in the ears. Arsenicum may be also used in intermittent, semilateral headache of malarial origin, especially after the abuse of quinine.

There are several drugs similar to Arsenicum in these malarial neuralgias. *Cedron* has neuralgia, returning at precisely the same hour each day.

Cactus grandiflorus has neuralgic and other forms of pains, which are sure to appear when the patient misses an accustomed meal.

Kalmia and *Kreosote* are useful in neuralgia, especially when there are burning pains.

Magnesia phos. is called for in neuralgia which occurs regularly each night.

Mezereum has neuralgia in the cheek-bone, or over the left eye. The pains leave numbness. They are worse from warmth. It is especially useful when there have been herpetic eruptions after the abuse of mercury. It is one of the remedies we use for the neuralgia of zona.

Robinia has, jaw bone feels as if disarticulated. With this, there is intensely sour taste or vomiting.

In typhoid fever, Arsenicum is indicated late in the disease when the blood changes have so far progressed that you have a picture of complete exhaustion. The patient thinks himself still able to move about until he finds out how weak he is. He has fainting attacks which are very alarming; he faints dead away, with cold sweat on the body: The delirium is worse after twelve P.M., and is attended with great restlessness. He is sleepless at three A.M. on account of the great heat. The mouth and tongue are covered with sordes, and with a dark brownish coating. Sometimes the tongue is very red. Around the dorsum and tip of the tongue, you will find the papillæ red and raised as under *Belladonna*, but the concomitant symptoms enable you to differentiate it from that remedy at once. The mouth is full of blisters and aphthous

ulcers which bleed readily. In other cases, the tongue is bluish with ulcerated edges. Sometimes, in severe cases, water can not be swallowed because of partial paralysis of the œsophagus. You do not often find much tympany in the Arsenic case. The bowels are very much disturbed. Diarrhœa is almost always present, and seems to be provoked by every attempt to eat or drink. Sometimes stool and urine are involuntary. The stool is yellowish and watery in character, horribly offensive and worse after midnight. At other times, the stools contain blood, slime and pus. In some cases, the urine is retained from atony of the muscular fibres of the bladder. The fever is intense, being almost sufficient to consume the patient. Sometimes, you have the hæmorrhagic diathesis to deal with, and there is oozing of blood from various parts of the body, from the eyes, nose, etc. This is a dangerous symptom.

Colchicum is a remedy which we are very apt to neglect in typhoid fever. It seems to stand in typhoid conditions between Arsenic and Cinchona, having the excessive weakness of the former remedy and the marked tympany of the latter. The chief symptoms of *Colchicum* are abdominal. They are, this great tympany, involuntary forcible watery stools, accompanied with nausea and frequent vomiting of bile. The body is hot and the limbs are cold, just as in *Phosphorus*. The nose is dry and blackish. The teeth and tongue are both brown. The mind is somewhat cloudy. He answers questions correctly, but otherwise says nothing. He seems not to know the danger he is in.

The relation of Arsenic to other remedies in typhoid fever have been described to you when speaking of other remedies. I need not therefore, repeat them here.

Arsenicum may also be useful in a continuous fever, which in its early stages so closely resembles that of *Aconite*, that you may not be able to distinguish between the two drugs. There are hot skin, full bounding pulse, restlessness and anxiety. Thus far it is exactly like *Aconite*. But it does not end here. It goes on to a continuous type of fever without any intermissions, and with only slight remissions. The heat increases, the patient grows more restless and yet weaker, the tongue becomes brown and typhoid symptoms develop.

Now the distinction between Arsenic and Sulphur is easily made. *Sulphur* is also useful in continuous fever. Arsenic is indicated when the great restlessness and burning show you that the case has gone beyond simple continuous fever.

Now the action of Arsenicum on the mucous membranes. We find

it an excellent remedy in winter colds. The nose discharges a thin, watery fluid, which excoriates the upper lip, and yet the nasal passages feel stuffed up all the time. This is accompanied by dull throbbing frontal headache. Repeated attacks of this kind of catarrh or coryza, result in the discharge of thick, yellowish, muco-purulent matter. Ulcers and scabs form in the nose. Sneezing is a prominent symptom. Now this sneezing in the Arsenic case is no joke. It does not give the relief which one usually gets from a good sneeze. It is a sneeze which starts from irritation in one spot in the nose as from tickling with a feather. After the sneeze, this irritation is just as annoying as it was before. As the cold creeps downwards, you find the case complicated with catarrhal asthma. Dyspnoea appears. The patient cannot lie down, particularly after midnight. He is greatly relieved by cough with expectoration of mucus.

You will at once recognize the similarity between the symptoms of Arsenic and those of hay fever. Other remedies which you may remember for this condition are: *Ailanthus*, *Silicea* (which has itching or irritation in the posterior nares or at the orifices of the Eustachian tubes), *Lobelia inflata*, and a remedy introduced by the late Dr. Jeanes, *Rosa damascena*.

This *Rosa damascena* is useful in the beginning of rose-cold when the Eustachian tube is involved and there is some little hardness of hearing, and tinnitus aurium.

Sinapis nigra is indicated when the mucous membrane of the nose is dry and hot. There is no discharge. The symptoms are worse in the afternoon and evening. Either nostril may be affected alone or alternately with the other.

In diphtheria, Arsenicum comes into use as a most valuable drug. It kills the microscopic growths which produce the disease. In its potentized state it is a most valuable assistant. It is particularly indicated when the breathing is foetid. There is adynamic fever with a great deal of somnolence. This sleepiness is broken by starts, crying out and by jerking of the limbs. The membrane looks dark and is gangrenous. The pulse is rapid and weak. I would advise you to substitute *Arsenicum iodatum*, if in addition to the usual Arsenicum symptoms, there is marked enlargement of the lymphatic glands.

I have stated that Arsenic acts on the heart. It gives us a list of cardiac symptoms which are in brief, these: The heart-beat is too strong, it is visible to the person standing by and is audible to the patient himself. It is worse at night and is particularly aggravated when the patient is

lying on his back. There may be palpitation with great irregularity of the heart's action. Or the pulse may be accelerated and weak. In cardiac inflammations, endocarditis or pericarditis, we find Arsenic indicated after the suppression of measles or scarlatina. You then find present the characteristic restlessness and agony of the drug, tingling in the fingers especially those of the left hand. Oedema is more or less general, beginning with puffiness of the eyes and swelling of the feet and ending with general anasarca. There is great dyspnœa. Now there are two varieties of dyspnœa which belong to heart disease, one which depends upon the defective carrying of the blood through the lungs and the system generally, and the other which is due to accumulation of water in the chest, hydrothorax and hydropericardium. There are spells of suffocation, worse at night, particularly after midnight and on lying down. The skin is cool and clammy, while internally, the patients are burning hot. Now if this condition calling for Arsenic goes on uncured, Bright's disease of the kidneys develops. The urine is highly albuminous and contains waxy and fatty casts. Dropsy appears. Little blisters appear on the legs and these burst, and serum oozes from the oedematous limbs. The skin itself is rather tense and has a palish-waxen hue. Exhausting diarrhœa seems to accompany these symptoms. There is very apt to be also a burning thirst with intolerance of water.

I wish you now to recall the comparison that I have already given you between Arsenicum and Apocynum, and Acetic acid, which stands midway between Arsenicum and Apis. I would also have you recall the similarity between Arsenicum and *Mercurius sulphuricus* in hydrothorax.

In kidney affections you may compare Arsenicum with *Apis*, *Helleborus*, *Phosphorus*, *Aurum*, *Terebinthina*, and *Digitalis*.

Now the *Digitalis* symptoms are these: There is venous hyperæmia of the kidneys. You are to study it, therefore, in renal affections when there are present dropsy, feeble or slow pulse, scanty dark turbid urine, which will, of course, be albuminous. It is exactly like Arsenic, without the restlessness and irritability of that remedy.

Again, we find Arsenicum indicated in that dreadful disease, angina pectoris. The patient is obliged to sit upright; he cannot move the muscles of his body without great suffering. He holds his breath, so painful is it for him to breathe. Pain seems to radiate from the heart all over the chest and down the left arm. In extreme cases there is cold sweat on the forehead, the pulse becomes scarcely perceptible, and, with all this, there is apt to be burning around the heart.

I would now like to refer to the action of Arsenic on the skin. You have already seen that it tends to produce induration or hardening of the skin. This renders it a valuable remedy in eczema, in fact, in every variety of the skin in which there is thickening of that structure, with copious scaling. Arsenicum is also useful in eczema proper, when vesicles appear which turn into pustules and form scabs. Arsenicum is specifically indicated for bran-colored scales on the head, coming down over the forehead. It may also be indicated when there is a thick scabby eruption on the scalp, oozing pus, and very offensive.

Arsenicum compares with *Sepia*, *Rhus tox.*, and *Graphites*. Like *Sepia* there is dry scaly desquamation, but in *Sepia* this "peeling" follows vesicles, which were not surrounded by very red skin, or it follows a fine rash, worse about the joints, or a circular eruption like herpes circinatus.

Rhus tox. has vesicles on a red erysipelatous surface.

Graphites looks very much like Arsenicum, but with oozing of a glutinous fluid.

Clematis is similar to Arsenicum, but has more rawness, aggravation from washing and moist, alternating with dry scabs.

In the exanthematous diseases we find Arsenicum indicated first of all in urticaria. Here it is a valuable drug when the wheals are attended with burning, itching, and restlessness. Particularly may it be indicated for the bad effects of repercussion of hives. Even croup may be cured by Arsenic if it follows the retrocession of nettle-rash.

In scarlatina Arsenic is to be used in some of the worst cases when the rash does not come out properly. The child is thrown into convulsions, and lies pale and in a sort of stupor. It is very restless, moaning during the stupor. Suddenly it seems to arouse, and immediately goes into convulsions, and then relapses again into this stupor. It is also useful when, during the course of scarlatina, the parotid glands swell and suppurate, after the failure of *Rhus*.

Arsenicum is useful in gangrene, particularly in the dry gangrene of old people, with great soreness and burning in the affected part, with relief from warm or hot applications. This modality furnishes you with a sufficient distinction between Arsenic and another great gangrene remedy, *Secale*, which is useful in gangrene, with relief from cold applications.

We may use Arsenicum in carbuncles or in boils with pepper-box openings in them, and dipping deeply into the cellular tissues. It is indicated by the character of the pains, which you know run all

through the Arsenicum symptoms, cutting lancinating pains, with aggravation after midnight, and irritability of mind and body.

Arsenicum sometimes fails in carbuncles. Then we have to resort to *Anthracinum*, chiefly in the thirtieth potency. It has precisely the same symptoms as Arsenicum, but to a more intense degree.

Carbo veg. and *Lachesis* are remedies that we neglect in this disease. If we use *Carbo veg.* it is well also to use a charcoal poultice over the carbuncle.

Arsenicum may be used in cancer. I am not going to propose that this drug will cure cancer. Epithelioma has been cured by *Conium*, *Hydrastis*, *Arsenic*, *Clematis*, and a few other remedies. But in cases of genuine open cancer I have not seen any cases cured; but even if these cases cannot be cured, it is still possible to give them some relief. The pains of cancer you know to be torture. They are of a sharp lancinating character, a red-hot knife thrust into the part could not be worse. Arsenic sometimes relieves these, sometimes it does not.

Sometimes *Belladonna* brings relief. In some cases *Arsenicum iod.* relieves when *Arsenicum album* fails.

The ulcers for which Arsenicum may be given are not usually very deep. They are rather superficial. The pains are of the character already described, burning and lancinating. The discharge is apt to be excoriating, dark, and sanious. They are apt to bleed very readily.

Lastly we will consider Arsenicum as a remedy in nervous affections. It is indicated in hemicrania when the pains are worse over one eye, and are of a severe lancinating character. They often alternate with colic or affections of the liver. They are worse from any motion and are temporarily relieved by cold applications.

It may also be used in epilepsy. The patient falls down unconscious and then writhes in convulsions. Before the attack he has spells of vertigo and intense aching in the occiput. The convulsions are followed by stupor, which, however, is not complete, but is broken by restlessness.

LECTURE LIII.

PHOSPHORUS.

Phosphorus.	{	Nux vom., Coffea, Ambra.
		Rhus tox., Muriatic acid, Lachesis.
		Carbo veg., Arsenicum, Nitric ac., Kali carb.
		China, Veratr. alb.
		Sulphur, Calcareo ostr., Silicea, Lycopod., Calcareo phos.
		Cepa, Bryonia.
		Zinc.
		Terebinthina.
		Osmium.
		> Nux vomica, Terebinthina.
		< Causticum.

THIS hour I wish to say a few words about Phosphorus. It has two complements, *Arsenicum* and *Allium cepa*. I have placed Nux vomica and Terebinthina as the antidotes. The use of Terebinthina comes to us from the old school. It seems to antidote Phosphorus by chemical action in rendering it inert. It also has antidotal effects when used in potency. *Nux vomica* is good when Phosphorus as a remedy has produced over-effects, or when it has been incorrectly given.

In the study of Phosphorus we have to remember first of all as most important and as a quality that permeates every part of the Phosphorus proving, its action on the nervous system. Its symptoms in no instance point to increase of power or vitality, or to any genuine stimulation of function, but rather to that condition which we found under Arsenic, irritable weakness. The patient is exceedingly susceptible to external impressions. He can bear neither light, sounds nor odors. He is very sensitive to the touch. Electric changes such as occur in sudden changes of weather, but particularly in a thunder-storm, make him anxious and fearful, and aggravate all existing symptoms. His mind, too, is excitable and impressionable. He is easily angered and becomes vehement. This is not a simple peevishness. He actually gets beside himself with anger, and just like the Nux patient he suffers physically

in consequence. At other times he is anxious and restless, especially in the dark or about twilight. He has all sorts of fanciful or imaginary notions. He sees faces grinning at him from every corner of the room. His thoughts may be increased so that they fairly rush through his mind; but this effect is only transient, and is followed either by inability to think and remember, or by aggravation of all his symptoms on mental exertion. He cannot stand mental tax. Here again it impinges on *Nux vomica*. As further evidence of the irritable weakness of Phosphorus, we have the delirium of that remedy. Now this delirium may be associated with typhoid fever, with jaundice, or with sexual erethism. It may be quite violent. It is characterized by a condition of ecstasy. The patient has a notion that his body is all in fragments, and he wonders how he is going to get the pieces together. He imagines that he is a great person surrounded by grand accoutrements, the mania of grandeur it is sometimes termed. At other times the mania takes the form of sexual excitement. He uncovers his person without any shame and seeks to gratify his sexual appetite, no matter who may be the victim. These delirious attacks pass into a state of coma, or into a stupid condition of mind or state of apathy, during which he answers questions not at all or very reluctantly. Phosphorus is here very similar to *Hyoscyamus*, and often follows that remedy in erotic mania. It also bears points of resemblance to *Stramonium*, *Baptisia*, *Rhus tox.*, and *Muriatic acid*.

The same quality of the drug is shown in the symptoms throughout the body. Headache, for instance, is attended with increased sensitiveness to odors; the sense of smell is very acute, so that the patient faints away from the smell of flowers. There may be pulsating, throbbing headache, worse from music. The hearing for the human voice is impaired; associated with this is roaring in the ears, as from rush of blood. Sounds reverberate unpleasantly in the ears. There is also sexual excitement with frequent erections, lascivious thoughts perfectly beyond the control of the patient, and frequent seminal emissions during sleep.

Symptoms of spinal irritation are very characteristic of Phosphorus. These are associated with palpitation of the heart, worse from any emotion, whether it be grief, anger or pleasure. The spine, as in all these cases of spinal irritation, is exceedingly sensitive to touch. With all this there is weakness of the spine. The back feels weak, as if it would soon give out. There is weakness of the limbs, with trembling, on beginning to walk. The patient stumbles a great deal, catching his

toes in every little projection of the floor or pavement. He totters, and there seems to be imperfect coördination. He is sleepless from excessive heat. When asleep, his dreams are of a horribly exciting character. These are illustrations of the erethism of Phosphorus and also of diminished resistance to external stimulants. Such persons may degenerate into various diseased conditions. The loss of animal fluids, as blood, semen, or milk, or too frequent child-bearing or too rapid growth in the young, is sufficient to precipitate nervous diseases such as paralysis, chorea, and spinal disease, or tuberculosis.

You will find Phosphorus indicated in locomotor ataxia, when there is a great deal of burning along the spine. There is also great tingling and formication along the spine and in the affected extremities. In the beginning the patients have extreme sexual excitement. That is a sort of *sine qua non*, either that they are excessively excitable or else have been so.

You seldom find Phosphorus indicated in impotence, unless it has resulted or has been preceded by over-excitation of the sexual organs. This is a valuable hint. I find it especially indicated in young men who are trying to restrain their natural passion, and yet there is locally this erethism. This Phosphorus helps most wonderfully to control. If by reason of celibacy or of over-indulgence in sexual pleasures, the sexual organs lose their power and the patient becomes impotent, Phosphorus is the remedy when this has been preceded by over-excitation. It is different from *Conium*, in which the patient may have been naturally excitable, but has gone on to this weakness.

Phosphorus is also indicated in locomotor ataxia, when it can be traced to excessive loss of animal fluids, as semen.

Softening of the brain is another form of atrophy of the nervous tissue in which Phosphorus has won many laurels. The patient has a dull pain in the head, a wearied, tired feeling all the time, and slight difficulty in walking. It is particularly indicated after the use of *Nux vomica*. The question is sometimes asked, and quite properly too, how can you put *Nux vomica* down as the antidote of Phosphorus, and then speak of it as a remedy that can precede or follow it? First, the antidote may follow the drug and may be needed not to antidote it, but because symptoms which come up have an opposite polarity and consequently require an opposite remedy; and, secondly, a remedy may be antidotal in some of its symptoms and concordant in others.

Phosphorus may be used very successfully in chorea when it occurs

in children who are growing too fast. The patient is very weak and walks as if paralyzed.

Continuing the nervous symptoms of Phosphorus still further, we find it indicated in low types of nervous fever and in typhoid types of fever. I am induced to use this expression typhoid types of fever in order to show that you can consider Phosphorus not only in typhoid or typhus fever, but in any form of fever which assumes a typhoid form when these symptoms appear. It is indicated when there is great cerebro-spinal exhaustion. It is particularly the brain and spine which seem to have suffered from the typhoid poison. The face is apt to be of an ashy or waxen hue or appearance. The tongue is covered with a viscid, thready sort of slime, which is expectorated with great difficulty. It seems to collect on the teeth and around the gums and on the tongue. It is tenacious and the patient is weak; and these two incompatibles make it difficult for him to cleanse the mouth. The body is hot,—and by the body I mean the trunk,—the head being rather cool and the limbs decidedly cold. There is congestion of both chest and abdomen. The breath is hot, and there is almost always either bronchial catarrh or pneumonia. I refer now more particularly to the pneumonic infiltration which belongs to typhoid fever, in which case Phosphorus is often indicated. The patient has burning thirst, which is relieved by drinking cold water. This thirst is worse from three to six o'clock in the afternoon. The patient is better from cold water until the water becomes warm in the stomach, when it is violently ejected. Phosphorus does not often do any good in vomiting except in the chronic vomiting of dyspeptics, unless there is this condition present.

This is different from Arsenic. It is also very different from *Bismuth*; this last-named remedy has vomiting immediately after taking food, with burning, cardialgic pains.

It is different from *Kreosote*, which has vomiting of undigested food hours after eating.

Let us return to Phosphorus in typhoid types of fever. The bowels are always affected. You will find that the liver is sore to the touch and usually enlarged. This is also true of the spleen. The patient has diarrhoea as soon as he eats. Here it is identical with Arsenic. Now the stools in the Phosphorus case are flaky, dark, and often bloody, and there is external weakness after stool, that being a decided cerebro-spinal symptom. You find it in the cerebro-spinal remedies, in *Conium*, in *Nux vomica*, and especially in Phosphorus. When there is

constipation you may have what has been called characteristically "dog stool," *i. e.*, long, slender stool, which is evacuated with considerable effort. During this fever, which I say is mostly congestive and affects the chest and abdomen, the patient continually throws off the bed-clothes. He puts the arms out of bed to cool off. There is profuse sweat which does not relieve. Now I would like to caution you here that Mercury is not indicated in typhoid fever unless there be clearly defined icteroid symptoms, consequently you will not often have occasion to give it in this fever, and never should you give it for this symptom, "profuse sweat without relief," unless it is so well defined by the icteroid and bowel symptoms that you are certain that you have the properly indicated remedy. Other remedies than Mercury have this symptom, notably *Phosphorus* and also *Rhus tox.* and *Chamomilla*, the latter particularly in children. *Phosphorus* is indicated even in extreme cases of typhoid fever when there is threatening paralysis of the lungs. The patient lies in a sort of coma, with hot breath and rattling breathing. It seems as if there was a large quantity of phlegm rattling in the lungs. The limbs are cold and are covered with a cold sweat. The pulse is scarcely perceptible.

I would here remind you of *Carbo veg.* as also being suitable in collapse. It follows *Phosphorus* very well. It is distinguished, theoretically, at least, from the latter remedy by this: *Phosphorus* acts more upon the cerebro-spinal nervous system and *Carbo veg.* more upon the sympathetic nerves, particularly on the solar plexus.

Next I wish to speak to you of a property of *Phosphorus* which does not depend upon the action of the drug on the nervous system, and that is the power of the drug to produce fatty degeneration. *Phosphorus* seems to affect the blood, how is not exactly known. It decomposes the blood, rendering it more fluid, rendering it difficult to coagulate. At the same time it produces hyperæmia of one part or another. Thus you will find tendency to congestion of the head or chest or of any of the viscera of the body. This hyperæmia is not an active arterial congestion, but rather a stasis of blood. The affected part becomes engorged with blood, and as this is of an impoverished quality, it does not nourish properly and we have setting-in fatty degeneration of the part. This may be in the brain or spine (of this I have already spoken), it may be in the heart or lungs, but it is especially apt to occur in the liver and kidneys. The muscles even may undergo fatty degeneration.

On the liver, *Phosphorus* acts very prominently. The symptoms here are directly connected with fatty degeneration. When *Phospho-*

rus is taken for a long time you will find at first this hyperæmia of the liver. That organ is consequently enlarged with the attendant symptoms, well-marked soreness and jaundice. The stools are apt to be grayish-white, showing the absence of the secretion of bile. The abdomen becomes decidedly tympanitic. By and by, the jaundice increases to an alarming extent, the pulse becomes weak and thread-like. These symptoms are traceable to two causes: First, the inevitable alterations in the blood which Phosphorus produces; and secondly, the poisoning of the blood by the retention within it of the elements which go to make bile. These have a depressing effect on the heart, making the pulse slow or else weak and thread-like. If you examine the liver at this stage, you find that it is beginning to atrophy, this atrophy depending upon destruction of the hepatic cells proper and increase of the stroma of the liver. The connective tissue framework of the liver has undergone inflammatory increase. The pressure which this exerts on the hepatic cells causes their destruction. Thus we have what has been termed cirrhosis of the liver. Then comes ascites, and you find varicose veins coursing all over the abdomen. The icteroid symptoms increase, and finally death ensues. The blood becomes so poisoned that the patient goes into the delirium which I have already described. The urine may be highly albuminous in these cases.

Phosphorus is useful in acute yellow atrophy of the liver, a condition which it also produces.

Again, it may be useful in fatty degeneration of the liver as a sequel of heart disease. It may also be indicated in waxy liver dependent upon long-lasting bone disease, as caries of the vertebra or of the hip-joint.

Phosphorus is also indicated in hepatitis when suppuration ensues with hectic fever, night sweats, enlargement in the right hypochondrium, and marked soreness over the liver.

The jaundice of Phosphorus is not functional in origin, but is indicative of organic disease; it is associated with anæmia, with brain disease, with pregnancy or with malignant diseases of the liver.

Phosphorus has a marked action on the alimentary tract. The tongue is coated white, and this, as under *Bryonia*, is more along the middle of the organ. With bilious affections the tongue is coated yellow; in typhoid affections it is brownish or blackish and very dry. Here it is very much like *Rhus*. The throat may be inflamed, particularly the uvula. White, transparent mucus collects in the throat. The patient is very hungry, particularly at night. This symptom may almost

amount to bulimy. (That is a symptom which indicates Phosphorus in chills and fever.) He wakes up hungry and lies awake until he gets something to eat. There is longing for cold things, ice-cream, ice-water, etc. Cold food seems to relieve until it gets warm in the stomach, when there appears the characteristic vomiting of the remedy. Phosphorus may cure vomiting in chronic dyspepsia when there seems to be simple exhaustion of the stomach. Perhaps the inner surface of the viscus is coated with mucus, thus preventing the action of the gastric juice on the food.

We also find Phosphorus useful in spasmodic stricture of the œsophagus, especially at its cardiac end. Food seems to go down a certain distance and then is violently ejected.

Coming to the stomach itself, we find Phosphorus indicated in that very dangerous disease, perforating ulcer of the stomach. We find it there indicated by the pain, by the vomiting of food as soon as swallowed, and by the vomited matters containing a dark, grumous, semi-solid substance looking like coffee-grounds.

We also find Phosphorus indicated by these same symptoms in cancer of the stomach, particularly when it is about to pass into the stage of ulceration.

Phosphorus is one of the few remedies that act on the pancreas. It is especially useful if there be fatty degeneration of that organ. The symptoms indicating it here are the gastric symptoms just enumerated, and oily stool. Sometimes the stool looks like frogs' spawn, or, to speak more accurately, like cooked sago. It may also be remembered in diabetes mellitus and Bright's disease when these have been preceded or are accompanied by disease of the pancreas.

The intestinal tract is attacked by Phosphorus almost as violently as it is by Arsenicum. It produces constipation, the character of which I have already explained to you. It also produces diarrhœa. The stools may be profuse and watery and worse in the morning. Here it runs against *Sulphur* and *Podophyllum*. It also produces green mucous stools, worse in the morning. The stools are apt to contain undigested food and are very debilitating to the patient. We find Phosphorus indicated in cholérine, or diarrhœa occurring in time of cholera epidemics. Paralysis of the bowels is also produced and cured by Phosphorus, particularly when the lower portions of the bowels, the colon and rectum are affected. The anus seems to stand wide open and exudes moisture.

In diseases of the urinary organs Phosphorus is a first-class remedy. It is to be thought of in the diseases classed under the general term,

Bright's diseases. It is useful in fatty or in amyloid degeneration of the kidneys, especially if associated with a similar pathological condition of the liver and of the right or venous heart, with the consequent symptoms of venous stagnation and venous hyperæmia in different organs, with œdema of the lungs and all the symptoms of pulmonary engorgement which indicate pneumonia. The urine contains epithelial, fatty or waxy casts.

Phosphorus may cure hæmorrhages from any part of the body, particularly from the lungs and stomach when associated with Bright's disease.

Phosphorus is a decided irritant to the sexual organs in either sex, producing nymphomania in the female and satyriasis or uncontrollable sexual desire in the male.

It does not affect the female organs very prominently. The menstrual discharges seem to be altered. They are often more profuse and long-lasting. There is always a weeping, sad mood at that time. The menstrual blood is pale. It is, however, more when the menses are checked that we find Phosphorus indicated; amenorrhœa when menstruation becomes vicarious; that is, when blood-spitting, epistaxis or hæmaturia ensues.

In diseases of the mammary gland Phosphorus is especially useful when abscesses have formed. The inflamed gland has an erysipelatous appearance. Red streaks start from the opening in the abscess. The pus discharged is not laudable, but is of a thin, watery, ichorous character. Here it is complementary to *Silicea*.

Next we take up the action of Phosphorus on the respiratory passages. In nasal catarrh we do not find it often indicated except it be chronic catarrh or ozaena. Then it is indicated by the color of the discharge, which is green mucus and blood-streaked. Green mucus *not* blood-streaked does not often require Phosphorus.

Nasal polypus, when it bleeds much, calls for Phosphorus. It may also be used in polypi of the ears or uterus. Other remedies to be thought of here are *Teucrium*, *Calcarea* and *Sanguinaria*.

On the larynx it acts more prominently than any other remedy we have. It produces inflammation of the larynx. The symptoms indicating it here are hoarseness, which is usually worse in the evening, at which time it may amount to aphonia, and extreme sensitiveness of the larynx. The patient is worse from talking or coughing. It hurts the larynx for him to cough or talk, so sensitive is it to the vibrations thus produced.

It also causes catarrhal or membranous croup. It is not usually indicated here in the beginning. But it acts as a sort of prophylactic to prevent the return of the disease. It is useful also in advanced cases of croup when the cerebro-spinal system is giving out, just as we found in typhoid states. Thus there are aphonia, rapid sinking of strength, cold clammy sweat, rattling breathing, sunken, pale face and dropping of the lower jaw. The pulse in such cases is weak, thready and intermittent. In this group of symptoms Phosphorus is very similar to Lycopodium.

You find Phosphorus indicated in tracheitis and bronchitis, especially in tall, slender persons of rather tuberculous habit or tendency, rather inclined to stoop and to be hollow-chested. The cough is particularly worse on going from the warm room into the cold air, or in changes from warm to cold. It has dry, tickling cough caused by irritation in the larynx and beneath the sternum. In extreme cases it is associated with tremor of the whole body, so nervously weak is the patient. It is frequently accompanied by almost intolerable pain in the larynx from laryngeal catarrh, by splitting pain in the head just as you found under *Bryonia*, and by burning rawness down the larynx and trachea. There is tightness across the upper third of the lungs. Now, a word of caution respecting this tightness. It is not a feeling as from a band around the chest, but as though the lungs themselves were constricted.

The relation between the fauces, larynx and trachea, as a starting point for cough, has been aptly mapped out by Dr. Dunham and carefully distributed among three remedies. For instance, *Belladonna* acts upon the fauces. It causes dry, tickling, teasing cough. The throat is bright red and the tonsils enlarged.

Going further down, you find tickling in the suprasternal fossa. Every change in the breathing causes cough. This condition calls for *Rumex*.

When the irritation extends down still further, into the bronchi, then Phosphorus becomes the remedy.

We find Phosphorus indicated in a great variety of coughs. Thus it is useful in stomach or hepatic cough coming on after the patient eats, and starting from tickling at the pit of the stomach. It is also indicated in cough made worse by the entrance of a stranger into the room; this being purely a reflex nervous symptom. It is also called for in cough provoked by strong odors. In fact, perfumes or anything that will

disturb the balance of the nervous system will bring on cough under Phosphorus.

Phosphorus is indicated in bronchitis or bronchial catarrh, whether the disease involves the bronchial tubes high up or whether it extends down into the bronchioles. The symptoms are as follows : Cough with tearing pain under the sternum as if something were being torn loose ; suffocative pressure in the upper part of the chest, with constriction of the larynx. You will also find the lungs to be engorged with blood, mucous rales through the lungs, panting and labored respiration and even emphysema. The sputa are of various kind. Thus we may have bloody and mucous sputum. Very characteristic is sputum consisting of yellowish mucus, with streaks of blood running through it. It may be rust-colored as in pneumonia ; or it may be purulent and have a sweetish or salty taste.

In pneumonia, Phosphorus is indicated when the bronchial symptoms are prominent. Then it is almost certain to be the remedy. It does not cause hepatization of the lungs, so that it would not be indicated when the lung or lungs are in a complete state of hepatization. But it may be indicated for typhoid symptoms in the course of pneumonia (these symptoms I have already given to you), especially in the latter part of the period of deposit and in the early part of absorption, that is just when hepatization is coming on and just when it is going off. There is great dryness of the air-passages, with burning, excoriating, raw feeling in the upper part of the chest.

In tuberculosis you find Phosphorus particularly indicated in youths, and by this expression I mean both young men and women who have grown too rapidly, who have delicate skin ; long, silky eyelashes and who are of easy, graceful manners. The mental development is excellent, yet they have not the physique to support this keenness of mind. Particularly is it indicated if they have an hereditary tendency to consumption or have had bone diseases in early childhood. The early symptoms you will notice are these : The patient catches cold easily ; he suffers from rush of blood to the chest ; he has the above-mentioned constriction across the chest with every little cold ; pains through the apex of the left lung ; patient cannot lie on the left side ; aphonia ; dry cough ; hectic flush of the cheeks, particularly towards evening ; oppression of the chest at night, forcing him to sit up ; empty feeling at the pit of the stomach, particularly in the forenoon at ten or eleven o'clock ; he awakens hungry at night, feeling that he must eat and that he would faint if he did not. Finally, the hectic

fever grows more prominent. There is rapid formation of vomicæ or cavities in the lungs. These are the indications for Phosphorus in pneumonia and I must supplement them with a warning. Unless you give the drug cautiously, you precipitate what you would prevent. Be certain that it is the remedy, and do not give it too often or you will hasten the process you are anxious to avoid. I would not advise you to give Phosphorus in well-marked tuberculous patients. If tubercles have been deposited in the lungs, you should hesitate before giving it, unless the "picture" calling for it is so strong that you cannot possibly make a mistake.

I may say that the same is true also of Sulphur. *Sulphur* is adapted to the onset of the disease. Then, a dose or two allowed to act will frequently head these symptoms off. But after tubercles have been deposited, you must be careful how you use the drug.

I would next say a few words about the action of Phosphorus on the heart. It is particularly indicated in affections of this organ when the right side of the heart is involved more than the left. Its symptoms point more to the bad results that follow disease of the right heart than disease of the left; in a word, venous stagnation. It is suited to all forms of palpitation; palpitation from emotion, as from the sudden entrance into the room of an unexpected visitor, welcome or unwelcome; from motion; and also from rush of blood to the chest. Particularly does this latter occur in the rapidly growing young.

Phosphorus must also be remembered in endocarditis, in which disease it is often forgotten. Particularly is it indicated when endocarditis or myocarditis occurs during the course of acute inflammatory rheumatism or during pneumonia.

Phosphorus is also useful for fatty degeneration of the heart. You distinguish it from *Arsenicum* by the involvement of the right heart, by venous stagnation and puffiness of the face, particularly under the eyelids. *Arsenicum* has more symptoms of the left heart, more oppression of the chest in breathing, more orthopnoea, and more anasarca or general dropsy.

Phosphorus acts upon the bones. We find this illustrated in the necrosis of the lower jaw, formerly so common among matchmakers. The fumes of the Phosphorus cause necrosis of the lower and sometimes of the upper jaw. You may ask is this not a local effect produced by inhalation of the fumes. If it is a local effect, why does it affect by preference the lower jaw? Why not the upper? Then, too, when persons have been poisoned by eating Phosphorus, if necrosis re-

sults, it is the lower jaw that is affected, thus showing you that the drug has a special affinity for this bone. It is to be remembered in caries or necrosis of the lower jaw. This you sometimes meet with from teething or from an inflamed or suppurating gland. Phosphorus affects other bones as well as the lower jaw, however. We find it not infrequently indicated in caries of the vertebra in scrofulous children. The concomitant symptoms have to decide the remedy for you. For instance, the child is of the characteristic Phosphorus build. There is diarrhoea, worse in the morning, much like that of *Sulphur*, the stool containing undigested food. There is tendency to involvement of the lungs. For instance, the patient catches cold easily, with marked tendency to bronchitis. Still further, we may be called upon to use Phosphorus in caries of the vertebra when the inflammation has extended inwards and involved the spinal cord itself. This you notice to be expressed first by burning in certain portions of the spine. The patient cannot tolerate any heat near the back. A hot sponge on the back causes him to wince. There will be a feeling as of a band around the body. The difficulty in walking increases until finally the child cannot walk at all. There is often partial loss of control over the sphincters.

Phosphorus also affects the joints, the hip- and knee-joints in particular. Hence, it may be indicated in morbus coxarius or in white swelling, both common, as you know, in scrofulous children. Here, too, you have to separate it from the other antipsorics by the general symptoms. I would say, for your guidance, that Phosphorus belongs with *Silicea* and seems to complement it. It is useful when *Silicea* has been partially successful in these joint-diseases.

Fistulæ in the glands and about the joints are apt to form with Phosphorus. These fistulous ulcers have high edges from exuberant granulations, the purulent discharge being rather thin and ichorous. Around the ulcer, Phosphorus has, probably more than *Silicea*, an erysipelatous blush often radiating as in *Belladonna*. There will frequently be burning, stinging pains, well-marked hectic fever with night sweat, diarrhoea, and anxiety towards evening.

These same symptoms apply to inflammation of the mammary glands when there are fistulous ulcers, as in *Silicea*, but distinguished from that remedy by the erysipelatous blush.

Burning and stinging pains also suggest *Apis* but *Apis* does not cause deep-seated suppuration, such as that in the parenchymia of an organ.

Next, I wish to say a word about the action of Phosphorus on the

eyes. While it may not be the best remedy for affections of the external parts of the eye, it certainly does lead the list for diseases involving the deeper structures of that organ, as the retina, choroid and vitreous humor. It is particularly in nervous affections of the eye, that we find Phosphorus indicated, and by "nervous" I mean belonging to the nerves of the eye. Thus it is suited to hyperæmia of the choroid and retina, which may even result in retinitis or choroiditis, and when it does so result, it is apt to be a serious trouble. Vision is greatly lessened. The patient sees all sorts of abnormal colors, black spots in the air and gray veils over things, it seems as if he was constantly looking through a mist or fog. Objects look red. Letters appear red when reading. That symptom, I believe, is under no other remedy than Phosphorus. Other remedies have red vision, but under Phosphorus alone is it that in reading, the letters look red.

This remedy is also indicated in retinitis accompanying kidney affections, retinitis albuminurica.

It may also be indicated in retinitis with suppression of menses or some other uterine or ovarian disorder. When you have an eye affection to deal with, do not forget that the eyes are not the whole body. Remember that lesion in the eye may have as a starting point disease in some other part of the body. Therefore in making your prescription do not forget to look for any constitutional symptoms that may be present.

We also find Phosphorus indicated in either amblyopia or asthenopia, particularly when associated with Bright's disease or resulting from loss of fluids. When the patient attempts to read, letters blur and run together and the eyes smart and burn. It is useful in amblyopia occurring after typhoid fever, sexual excesses or loss of fluids. It is also suited to blindness after lightning-stroke. In these cases the patient almost always sees a green halo around the candle-light.

I would like to say that Phosphorus will retard the growth of cataract. Other remedies that may suggest themselves in this condition are *Silicea*, *Conium*, *Secale* and *Natrum mur.*

In addition to producing oversensitiveness to sound, as already mentioned, Phosphorus has the opposite effect, deafness or hardness of hearing particularly to the human voice. We have exactly the opposite symptom under *Ignatia*. This deafness may be purely nervous as after typhoid fever. It may also indicate the drug in congested states when the hardness of hearing is associated with buzzing and roaring in the ears.

Phosphorus acts on the blood, destroying its coagulability. Thus it is that small wounds bleed much. I think that these are the words of the symptom as Hahnemann gave it to us. The way that he found that to be characteristic of Phosphorus was this: One prover noticed that when he pricked his finger, it did not stop bleeding readily. Hahnemann put this down as a possible symptom of Phosphorus. Later, a patient came to him, and described the totality of her symptoms. She had this bleeding. He gave her Phosphorus, which cured her. Since then, this drug has been used many times for this hæmorrhagic diathesis. *Lachesis* has a similar symptom, but has not been so thoroughly confirmed as has Phosphorus.

Phosphorus is also indicated in hæmatemesis. This may be vicarious as from a suppressed menstrual flow, or it may result from simple congestion of the stomach, or even from organic disease of the stomach, particularly open cancer or round ulcer of the stomach. The vomited matters contain dark grumous substances, looking like coffee-grounds.

Phosphorus may also be used in hæmoptysis, when indicated by the symptoms already given.

LECTURE LIV.

THE PREPARATIONS OF ANTIMONY.

WE take up for study to-day two of the preparations of antimony, *Antimonium crudum* and *Antimonium tartaricum*. The term *Antimonium crudum* does not imply that it is the metallic antimony but that it is the ore, the form in which it is most frequently found in nature. *Antimonium tartaricum* is a compound salt, the tartrate of antimony and potash. There are other Antimony preparations used in medicine, but we shall only consider the above-named as they are the most important.

Antimony exerts a depressing influence on the heart and circulation. Respiration too is disturbed by it, and in the majority of cases, perspiration is increased. The next important seat of action of antimony is the mucous membranes, particularly that of the alimentary canal. It causes nausea, vomiting and purging, with faintness and relaxation. The vomited matters you will find at first to consist of mucus and food. Later they contain bile and finally, blood. It is not because antimony has a special effect on the liver that we have this bilious vomiting, but because it causes a regurgitation of bile. Cramps occur in the limbs. These are accompanied by purging and thus you have a perfect picture of collapse such as you find in cholera or cholera morbus. Now, the emetic properties of antimony are not local. Experiments have been made by which the stomach has been exterminated, a bladder placed in its position, and antimony injected into the blood. Retching will ensue and yet there is no stomach. It acts through the pneumogastric nerves.

Antimony will cause convulsions. This convulsive action is traceable to disturbance in the circulation at the base of the brain.

The lungs become engorged with blood by any preparation of antimony. It is said that hepatization of a portion of the organ may follow poisoning by it, especially by its tartrate. This has been doubted of late. It has been claimed that this so called hepatization was in reality atelectasis.

You also find antimony causing emphysema, particularly of the borders of the lungs.

Animals fed on antimonie acid will have fatty degeneration of the liver, heart, etc.

The skin is attacked by the antimonies. The irritation they here produce is rather slow and tardy, but the result is very characteristic. There will be, at first, slight redness; this is followed by development of papules, and these papules become pustules. Pustular eruptions are very characteristic of antimony, particularly of the tartrate. These pustules resemble the eruption of small-pox so much so that Antimonium tartaricum has been suggested as a remedy in that disease.

Antimony is particularly useful when pustules appear about the genital organs, whether they be syphilitic or not.

While the preponderance is in favor of Antimonium tartaricum for pustulation, Antimonium crudum carries off the palm for horny excrescences and callosities on the feet and hands.

We will now consider

ANTIMONIUM CRUDUM.

Antimonium crudum.	{	Bryonia, Ipecac., Nux vomica, Pulsatilla.
		Chamomilla.
		Sulphur, Arsenicum, Hepar.
		Ranunculus bulbosus.
		Æthusa cynapium.

In the above schema I have placed no complementary remedy to Antimonium crudum. *Scilla* has been said to be complementary to it, but I have not satisfied myself that such is the case.

When Antimonium crudum is indicated, we find mental symptoms quite prominent. It is frequently used in children when they are cross and peevish. They will not even permit themselves to be looked at. If an adult, the patient is sulky or sad, almost like the Pulsatilla patient. In some cases, there is a slightly erotic condition of mind, connected with sexual erethism. The patient becomes ecstatic, and fancies that some beautiful female is the object of his sentimental love.

In children, this peevish mental state is associated with nausea, hot and red face, and irregular pulse. The child is particularly cross when washed in cold water, but not so much in warm water. Now, the symptoms often occur in children in association with gastric symptoms.

The gastric symptoms of antimony are very well-marked. It is suited to gastric catarrh, whether it be developed from cold or from improper food. In the first place, the tongue is coated white, and this

coating is apt to be spread uniformly over the whole dorsum of the tongue. It has well been compared to a coat of whitewash. The tongue may be dry, and often is so, as in *Bryonia*. Sometimes, we find this white coating assuming a slightly yellowish tinge, especially on the back part of the tongue. At other times, you will find the borders of the tongue sore and red; often, there is in the pharynx an accumulation of yellowish mucus. There are nausea and vomiting; the latter is very prominent, and occurs as soon as the child eats or drinks. Antimonium crudum is especially useful in vomiting from overloaded stomach; from eating indigestible substances; after the abuse of fat food, acids, sour wines, vinegar, etc., or from the excessive heat of summer. The vomited matters contain food; or, in the case of very young children, they consist of curdled milk. The appetite is impaired. There may be colic, in which case, there is almost always a deposit of lithic acid in the urine. The bowels are affected also; there is often diarrhœa; the stool is watery, and contains little lumps of fæcal matter. This diarrhœa is made worse by vinegar and other acids, by cold bathing, and by overheating. If there is constipation, as there may be and often is when vomiting predominates, the stools will consist of white, hard, and dry lumps that look like undigested curd. In older persons, particularly in the aged (for Antimonium crudum suits both ends of life), we have an alternation of constipation and diarrhœa: the stool in constipation consisting of hard, dry lumps; that in diarrhœa, of water mixed with fæcal lumps.

Now let us make some distinctions between Antimonium crudum and its concordant remedies. *Æthusa cynapium* is our mainstay for vomiting of curdled milk in infants during dentition, or at other times. The vomited matters come with a "rush," and the vomiting exhausts the little patient. He then falls into a sleep from which he awakens hungry. In Antimonium crudum the child is hungry as soon as it rids itself of the milk. *Æthusa* is suited to severe cases that have been prostrated by a long course of bad diet, by summer complaint, or by the irritation of teething. I have known *Æthusa* to relieve the pain and soreness in the gums of teething children when vomiting is a prominent symptom.

Like Antimonium crudum, *Ipecacuanha* has vomiting after a meal, after coughing, and after acids; and hence it is suited to similar cases. But the *Ipecacuanha* usually has more nausea than has the other. Vomiting and retching predominate in Antimonium crudum, and nausea in *Ipecacuanha*. Then, too, the latter remedy usually has clear or slightly

coated tongue; whereas the former requires a thick, white coating of that organ.

Bryonia is similar to *Antimonium crudum*. It has white tongue, dry mouth, and constipation. It is suited to gastric catarrh from over-eating in persons of irritable temperament. The *Bryonia* tongue is a little different from that of *Antimonium crudum*, in that it is white down the middle, the edges not being coated. Then, too, the *Bryonia* stool is large, hard, dry, and brown. If there is diarrhœa, the stool is offensive and watery, and smells like old cheese.

Still another remedy is *Pulsatilla*. Here we find resemblances in the state of mind. We have both remedies called for in gastric ailments from the use of pork. But *Pulsatilla* has not the characteristic vomiting of Antimony, and the stool of *Pulsatilla* is usually greenish, or yellowish-green, and slimy. It is especially suited to cases after indulgence in mixed diet, ice-cream, cakes, pastry, etc.

Antimonium crudum acts upon the skin, producing thick, horny callosities in this tissue. It is often indicated in eczematous eruptions, when the skin is of this character.

It also has a marked action on the nails, causing deficient growth. If, after an accident which has split the nail, the latter does not heal readily, but grows cracked and thick, *Antimonium crudum* will make it grow as it should. I have also used the drug successfully in the treatment of split hoof, in the case of my own horse.

Children in *Antimonium crudum* often have a crusty sort of eruption, in which the crusts are of a honey-yellow color. They are thick, just as we have seen with the callosities. The affected portions of the skin crack readily. This is particularly well-marked about the nostrils and corners of the mouth. Now, I know of one case of diphtheria cured by *Antimonium crudum* when the symptoms were these: The child was very cross; whining and crying simply because it was looked at; this was especially so on awaking from sleep; there were, also, these crusts around the nostrils and in the corners of the mouth. *Antimonium crudum* not only removed these but cured the diphtheria.

The eyes are inflamed. They are worse from any bright glare, as the sunshine, or the glare of a bright fire, here reminding you of *Mercurius*. It is distinguished from *Graphites* by the fact that the rawness is confined to the canthi, whereas under *Graphites* the inflammation involves the whole border of the lids.

On the female genital organs *Antimonium crudum* has some action. It is useful in prolapsus uteri when there is constant bearing-down

feeling, as if something were pushing out of the vagina, and tenderness over the ovarian region, particularly when the menses have been suppressed by cold bathing. The leucorrhœa is watery and contains little lumps.

There is one more use of *Antimonium crudum* to mention and we are done with it, and that is in adults who are tormented with gout. It is especially useful when gout has become constitutional. There will be gouty nodes in many of the joints. It here helps, provided there are the gastric symptoms characteristic of the remedy present, but not otherwise.

ANTIMONIUM TARTARICUM.

Antimonium tartaricum.	{	1. Throat and Lungs.	{	Baryta c., Lachesis.
				Ipecac., Kali hyd.
				Phosphorus, Sulphur, Carbo v.
				Laurocerasus, Ammonium carb.
				Bromine, Iodine, Spongia.
		2. Skin.—Conium, Mercurius, Kali bi., Kali hyd.		
		3. Bowels.—Veratr. alb., Merc.		

Antimonium tartaricum, or *Tartar emetic*, as it is also called, is a compound salt of antimony and potash, both of which substances depress the circulation. Hence you will expect to see symptoms due to this cause intensified under *Antimonium tartaricum*. It causes more weakness of the heart and lungs than does Antimony itself.

Under *Antimonium tartaricum* we find the head confused, with warmth of the forehead and confused feeling, as if the patient ought to sleep. This drowsiness is worse in the forenoon. Often there is a headache, with sensation as if a band were tied around the forehead. This is a common headache in passive congestion of the brain. You find it under *Gelsemium*, *Mercurius*, *Carbolic acid*, *Sulphur*, and several other remedies. Cool air and moving about seem to brighten the patient up. Bathing the head relieves; this is rather contrary to *Antimonium crudum*. There is sometimes throbbing, particularly in the right side of the head. Still another form of headache is drawing in the right temple, extending down and into the jaw-bone. This is a sort of rheumatic tearing pain in the periosteum. If the patient is a child we note an unwillingness to be looked at or touched. If you persist in your unwelcome attention it will have convulsions. On awaking from sleep the child seems stupid. Vertigo is often an accompani-

ment of the Antimonium tartaricum ailment; this vertigo seems to alternate with drowsiness.

We often find Antimonium tartaricum indicated in cases of suppressed eruptions when there result these symptoms of the head. Particularly is it called for when the eruption of scarlatina, measles or variola does not come out properly, or has been repelled; then we have, in addition to the symptoms I have already mentioned, great difficulty in breathing. The face is bluish or purple, the child becomes more and more drowsy, and twitches. There is rattling breathing. All of these symptoms indicate a desperate case. Antimonium tartaricum will frequently restore the eruption and save the child. Now, these symptoms that I have mentioned accompany two grand sets of phenomena for which Antimonium tartaricum may be useful, namely, pulmonary and gastro-enteric affections.

For children it is an invaluable drug in diseases of the chest. You find it, for instance, indicated in whooping-cough, and in fact in any cough, whether from dentition or other causes, when the cough is provoked whenever the child gets angry, which is very often. Eating brings on the cough, which culminates in the vomiting of mucus and food.

Again, there is another form of chest trouble in which it is indicated. A nursing infant suddenly lets go of the nipple, and cries as if out of breath, and seems to be better when held upright and carried about. Now, this is the beginning of capillary bronchitis. There are fine subcrepitant rales all through the chest. Antimonium tartaricum here nips the whole disease in the bud, and saves the child much suffering. Again, there is another form of cough in which it may be used. There is marked wheezing when the child breathes. The cough sounds loose, and yet the child raises no phlegm. This symptom increases until the child grows drowsy. Its head is hot and bathed in sweat. The cough then grows less and less frequent. The pulse is weak. Symptoms of cyanosis appear. The quicker in these cases you give Antimonium tartaricum the better for your patient.

Now for a few of the concordant remedies in these cases. I will first say, in addition to what I have already said, that Antimonium tartaricum is also indicated in affections of old people, and particularly in orthopnoea, or threatening paralysis of the lungs in the aged. You hear loud rattling of phlegm in the chest, and yet the patient cannot get up the phlegm. Here *Baryta carb.* is complementary to Antimo-

nium tart., and often succeeds when the latter remedy only partially relieves.

Ipecacuanha often precedes Antimonium tartaricum in catarrh of the chest in children. Loud rales are heard through the chest. When they cough they gag, but raise but little phlegm.

In this threatening paralysis of the lungs you must compare Antimonium tartaricum with several other drugs; with *Lachesis*, which has aggravation when arousing from sleep; with *Kali hydriodicum*, especially when there is oedema pulmonum and a great deal of rattling of mucus in the chest. What little sputum is raised is frothy and greenish, looking like soap-suds.

Carbo veg. also suits these cases, but here the rattling is accompanied by cold breath and by coldness of the lower extremities from the feet to the knees.

Moschus in paralysis of the lungs, when there is loud rattling of mucus and the patient is restless. It is especially indicated after typhoid fever. The pulse grows less and less strong, and finally the patient goes into a syncope.

Also, do not forget *Ammonium carb.* in this condition.

Antimonium tart. is indicated in the asphyxia at the beginning of life, asphyxia neonatorum, when there is rattling of mucus in the throat. *Laurocerasus* is useful in the asphyxia of new-born children when there is great blueness of the face, with twitching of the muscles of the face, and gasping without really breathing.

Antimonium tartaricum produces a perfect picture of pleuro-pneumonia. Certain portions of the lungs are paralyzed. Fine rales are heard, even over the hepatized portions. There is great oppression of breathing, particularly towards morning. The patient must sit up in order to breathe. It may also be indicated in bilious pneumonia, that is, pneumonia with hepatic congestion and with well-marked icterus. The pit of the stomach is very sensitive to touch or pressure. There are meteorism, nausea and vomiting. It may be used in the pneumonia of drunkards with these complications.

Antimonium tartaricum produces pustules very nearly identical with those of small-pox, hence it may be a very useful remedy in that disease. It is very useful in the beginning before the eruption appears, and the patient has a dry teasing cough, which under other circumstances might suggest *Bryonia*. Here, however, you should give Antimonium tart., because it covers all the symptoms. It suits the cough and also the reason for the cough. It also suits the eye symptoms

which occur during eruptive diseases, as small-pox, scarlatina, measles, etc.

In diseases of the intestinal tract we find it indicated by the following symptoms: Nausea with great anxiety, eructations tasting like rotten eggs, and drowsiness. The vomited matters are green and watery, and sometimes frothy, and contain food. The vomiting itself is associated with trembling of the hands, and is followed by drowsiness. Vomiting and purging may take place, with every symptom of collapse, coldness of the surface, the hands and feet are like ice, and the stools are profuse and watery. Here you have an almost perfect picture of *Veratrum*. The distinction between the two remedies is that *Veratrum* has more cold sweat on the forehead, and *Antimonium tart.* more drowsiness.

When *Antimonium tart.* has produced pustules, the antidote is *Conium*.

LECTURE LV.

THE PREPARATIONS OF MERCURY.

Mercurius vivus and solubilis.	}	Hepar.
“ dulcis.		Cinch.
“ corrosivus.		Nitr. ac.
“ aceticus.		Dulc.
“ protoiodatus.		Kali hyd.
“ biniodatus.		Aurum.
“ cyanatus.		Asafoet.
Cinnabaris.	}	Staph.
Mercurius sulph.		Lach.
“ præcip. rub.		Iodine.
		Mezer.
		Stilling.

WE begin this morning with the study of Mercury and its combinations. Mercury has long been known and used as a medicine in the old school of practice. Its abuse, when given in excess or inappropriately, has rendered it a very unpopular remedy among the laity. There are many physicians in the so-called old-school practice, who have endeavored to obtain for Mercury a substitute which would answer the same purpose without deleterious results. * They have been more or less successful, but they have never really obtained anything equivalent to that remedy in its genuine usefulness. Of late days, there are not so many allopathic physicians who give the great doses of Mercury that used to be so common. This caution, in its administration, is no evidence of improvement of the medical world, scientifically speaking, but only that they have been driven to this course by their unfortunate results and by popular clamor. There are many physicians who are afraid to let their patients know that they are taking mercurials. The eclectics have substituted such plants as Podophyllum and Lep-
tandra for Mercury, especially in liver affections.

We, of the homœopathic school, are not afraid to use mercurials, because we do so according to a fixed law, guided by their effects on the human system; therefore, we are not in any danger of the bad

results which follow overdosing or misapplication of the drug. You notice that I have placed on the board a number of mercurial preparations. All of these have some medicinal properties, but we have not the time, nor will it be proper, to dwell on them all. Our main object is to treat of the principal actions of Mercury in general, and then to teach you the principal characteristics which will enable you to prefer one of these preparations rather than others. From the general character of the patient, you know that he needs some mercurial preparation and you want to know which one. We have here two preparations, *Mercurius vivus* and *solubilis*, that I have placed on the same line. I do not know enough to separate them symptomatically. The provings have been separately placed in Allen's *Encyclopædia*, but I have not been able to separate them. These preparations are the quicksilver, or metallic Mercury, and the Soluble Mercury of Hahnemann. *Mercurius solubilis* is not a pure mercurial preparation. It contains some ammonia and some nitric acid. There are only traces of nitric acid, however, and yet these traces must modify its symptomatology somewhat, but to what degree I do not know. The provings of "the *solubilis*" are excellent. They are complete, much more so than those of quicksilver. These latter are collected more from poisoning cases and from clinical cases than from actual provings. If, then, the symptoms are clearly placed in the *Encyclopædia* under Soluble Mercury, I would advise you to use that preparation. Below the *Mercurius vivus* and *solubilis* on the board, we have two preparations of Mercury with chlorine. Next comes *Mercurius aceticus*, of which we have but few symptoms. Next we have the two Iodides of Mercury, which are very important. The Biniiodide is red, the Protoiodide, yellow. Then we have the Cyanide of Mercury. Next we have *Cinnabaris*, which is the Sulphide of Mercury. Beneath this we have the Sulphate of Mercury and then the *Mercurius præcipitatus ruber*. Of these, we have but few symptoms. *Cinnabaris*, the two Iodides, the corrosivus, the *solubilis* and the *vivus* are the most frequently used.

You see here on your right, a list of antidotes to Mercury. That is in itself evidence of the numerous ill-effects which may result from its abuse. They are not all equally well indicated. As I mentioned the other day, *Hepar* is the most important antidote for Mercury and also for many of the other metals. It is useful for the mental symptoms that may follow a course of Mercury, the anxiety, distress, and even the suicidal mood; also for the bone pains, sore mouth, ulcers and the gastric symptoms.

Nitric acid is particularly to be remembered when the lower tissues are attacked, as the periosteum, the bones and the fibrous tissues. The patient has bone-pains worse at night, aching in the shins in damp weather, ulcers in the throat; particularly if secondary syphilis is complicated by mercurial poisoning.

Cinchona is said to antidote the chronic ptyalism produced by Mercury.

Dulcamara has been successfully used for the salivation of Mercury, particularly when it is aggravated with every damp change in the weather.

Kali hydriodicum, or the Iodide of Potassium, is a well known antidote for Mercury, and has come into practice of late years, and is given by both schools of medicine very extensively, whether the case be syphilitic or not. Like Nitric acid, it is particularly indicated when syphilis and Mercury combine to make the patient sick, particularly when the lower order of tissues are involved, as the bones, the periosteum and the glands; when there is the well-known syphilitic ozaena, thin watery discharge from the nose making the upper lip sore and raw. You will find it the best drug we have for the repeated catarrhs which may follow the abuse of Mercury. Every little exposure to a damp atmosphere, or even to cool air, causes coryza. This, remember, is a case of mercurial poisoning which the Iodide of Potassium is to antidote. The eyes are hot, and watery, and swollen. There are neuralgic pains in one or both cheeks, the nose feels stuffed up and is swollen, and discharges at the same time a profuse watery scalding coryza. With these symptoms there is more or less sore throat. These symptoms recur at every fresh exposure. There is scarcely any drug which will cure these cases quicker than will Iodide of Potassium.

There is another salt of potash that has an antidotal relation to Mercury, and that is *Kali chloricum*. This is just as efficient an antidote when the poison has developed a sort of scorbutus, and the gums are spongy, soft, and bleed easily; there are ulcers of an aphthous character in the mouth and throat, and foetor of the breath.

Aurum has next mention. This we find particularly called for in the suicidal mania which may develop after a course of Mercury, and also for the caries of the bones, particularly of the bones of the palate, nose, etc.

Asafoetida also comes in as a drug to be thought of in the bone affections developed by Mercury. Here you have, as a characteristic distinguishing it from the others, extreme sensitiveness around the dis-

eased portion of bone. For instance, in the case of an ulcer communicating with a carious tibia, the parts are so sensitive that the patient can scarcely bear the dressing that you apply. You will find that the tissues are firmly adherent to the bone for some little distance around the inflamed portion. Then, too, you find *Asafœtida* sometimes indicated for iritis following mercurialization. Here, to distinguish it from other remedies, you have the same characteristic, extreme soreness of the bones around the eye.

Staphisagria is an antidote for Mercury, and in rather bad cases, too, when the system is very much depreciated by the mercurial poison. We find the patient wasting away, and sallow, dark rings around the eyes, well-marked mercurial mouth and throat, with spongy gums, tongue flabby, ulcers on the tongue and in the throat, and well-marked bone pains.

Lachesis is an occasional antidote for some of the symptoms, but there are no special characteristics.

Iodine comes in as an antidote when the glands are affected.

Mezereum is an excellent antidote when the mercurial poisoning has invaded the nervous system and neuralgia has developed. This neuralgia may appear in the face, in the eyes or in any part of the body.

Lastly, we have *Stillingia*.

Mercury, it is well-known, enters into loose combination with the tissues of the body. It has been found in every tissue and may be excreted by almost every channel. It has been found in the perspiration, urine, bile, feces and saliva. It has even been found in the child in utero, and again in the nursing infant, when the drug has been taken by the mother. I said that the combination of Mercury with the tissues is a loose one, by which I mean it is easily displaced. If a person is poisoned with Mercury, it will be readily displaced by one of the above remedies. It is only the chronic cases that need alarm you, and the cure of which, you may despair of. When mercurialization is combined with other poisons as with syphilis and scrofula, then you will have greater difficulty.

The symptoms of poisoning by Mercury may be stated as these: After exposure to the poison, the patient has a rather disagreeable odor to the breath, that is a sickening sort of odor hard to describe but easy to remember. There is also a sort of metallic taste complained of. These are very early symptoms and assert themselves long before the well-known characteristics of the drug appear. The patient feels languid and is frequently sick at his stomach. He vomits his food without any

apparent cause. His face becomes rather pale, with dark rings around the eyes, the lips are rather livid and purplish. He complains of heat, particularly in the forehead and down the root of the nose. He cannot bear the warmth of the bed. As soon as he gets warm in bed, his aches and pains return. Then his mouth begins to feel sore. The mucous membrane becomes puffed, swollen and redder than natural. The salivary glands begin to secrete more rapidly and the mouth is filled with saliva, which is, however, normal in its composition. In a more advanced case, the saliva becomes vitiated. It is no longer the pure secretion, for the glands are overworked. The breath becomes more and more offensive, the gums swell and are tender to touch, and the teeth become loose. A dark red line sometimes appears on the gums below the teeth. Later, the gums grow spongy and yellowish-white and ulcerate and discharge an offensive matter. The tongue swells and readily takes the imprint of the teeth. The glands then become involved and you find more or less tumefaction of the parotid and cervical glands. If you were to look into the mouth at this stage, you would find the opening of Steno's duct red and inflamed and, in some cases, even ulcerated. Other glands, too, are affected. We find the pancreas attacked by Mercury. The liver also comes in for a share of the poison. You are probably aware that the liver has been said to be affected by Mercury, and that allopathic physicians have been accustomed to give blue mass or calomel in almost every attack of "liver-complaint." Quite recently, several eminent physicians in the old school have declared that Mercury does not increase the flow of bile and hence is not useful for torpid liver; but however that may be, it is certain that Mercury does affect the liver in one way or another. It has caused catarrh of the duodenum, and this catarrh has extended along the bile-duct into the liver. This is a form of trouble which frequently causes jaundice, and a form too, for which Mercury is useful. It has also produced and cured hepatitis, particularly when one or more abscesses have formed in the liver. Individual susceptibility varies these symptoms considerably. You will find that it is more difficult to salivate children than adults. Some persons are salivated by very small quantities, while it is difficult to affect others. The scrofulous are very seriously affected by Mercury, as you all know.

The more remote symptoms of mercurial poisoning are these: You will find that the blood becomes impoverished. The albumen and fibrin of that fluid are affected. They are diminished, and you find in their

place, a certain fatty substance, the composition of which I do not exactly know. Consequently, as a prominent symptom the body wastes and emaciates. The patient suffers from fever which is rather hectic in its character. The periosteum becomes affected and you then have a characteristic group of mercurial pains, bone pains worse in changes of the weather, worse in the warmth of the bed, and chilliness with or after stool. The skin becomes rather of a brownish hue; ulcers form particularly on the legs; they are stubborn and will not heal. The patient is troubled with sleeplessness and ebullitions of blood at night; he is hot and cannot sleep; he is thrown quickly into a perspiration, which perspiration gives him no relief. The entire system suffers also and you have here two series of symptoms. At first, the patient becomes anxious and restless and cannot remain quiet; he changes his position; he moves about from place to place; he seems to have a great deal of anxiety about the heart, præcordial anguish as it is termed, particularly at night. Then in another series of symptoms, there are jerkings of the limbs, making the patient appear as though he were attacked by St. Vitus' dance. Or, you may notice what is more common yet, trembling of the hands, this tremor being altogether beyond the control of the patient and gradually spreading over the entire body, giving you a resemblance to paralysis agitans or shaking palsy. Finally, the patient becomes paralyzed, cannot move his limbs, his mind becomes lost, and he presents a perfect picture of imbecility. He does all sorts of queer things. He sits in the corner with an idiotic smile on his face, playing with straws; he is forgetful, he cannot remember even the most ordinary events. He becomes disgustingly filthy, and eats his own excrement. In fact, he is a perfect idiot. Be careful how you give Mercury, it is a treacherous medicine. It seems often indicated. You give it and relieve; but your patient is worse again in a few weeks and then you give it again with relief. By and by, it fails you. Now if I want to make a permanent cure, for instance in a scrofulous child, I will very seldom give him Mercury; should I do so, it will be at least only as an intercurrent remedy.

I have placed on the board in tabular form, a list of the mercurial salts together with the parts of the body on which they act. Wherever you notice the cross, you know that the preparation acts on the part of the body placed on that line under the heading of *Mercurius vivus*. This table is only a convenient form. There is nothing practical or scientific in it.

Mercurius Vivus.	Bin.	Prot.	Cyan.	Dulc.	Corros.	Cinn.	Sulph.	Rub.	Acet.
Eyes.	—	+	—	+	+	+	—	—	—
Nose.	+	+	+	—	+	+	—	—	—
Mouth and Throat. }	+	+	+	+	+	+	—	—	—
Kidneys and Bladder. }		—	+	—	+	—	—	—	+
Heart.	—	+	+	—	+	—	+	+	—
Lungs.	+	+	—	—	+	+	+	—	—
Genitals.	+	+	+	—	+	+	—	+	—
Glands and Bones. }	+	+	+	+	+	+	+	+	+
Skin.	+	+	+	—	+	+	—	+	—
Stomach and Liver. }	+	+	—	—	+	+	+	—	—

Taking *Mercurius vivus* as a type of the whole, as an individual remedy in fact, we find that it is indicated in persons who are of a scrofulous habit, whether of syphilitic constitution or not, in whom the glandular system is active. This glandular activity shows itself in two ways. In the first place, we may have a condition simulating plethora. In more advanced stages, we may find *Mercurius* indicated in enlarged glands with emaciation and deficiency of blood. We find *Mercurius*, too, indicated in scrofulous children who have unusually large heads with open fontanelles, particularly the anterior fontanelles. They are slow in learning to walk, the teeth form imperfectly or slowly, the limbs are apt to be cold and damp, and there is a damp clammy feeling to the limbs. You may distinguish from *Calcarea*, *Silicea* and *Sulphur* by these characteristics: The head is inclined to perspire in the *Mercurius* case but the perspiration is offensive and oily. It is not as often indicated as *Calcarea*, *Silicea* or *Sulphur*, nor is it as certain or as permanent in its effects. But it may come in as a remedy to partially relieve, and it may be indicated as an intercurrent remedy in a course of treatment with *Sulphur*, when the latter remedy seems to fail. You will find the *Mercurius* patient illustrating plethora with anxiety and restlessness, tossing about, moving from place to place. It is one of the remedies useful for nostalgia or home-sickness. The patient becomes anxious and irritable. This anxiety seems as if it were in the blood, that is, it

is always attended with ebullitions of blood. That distinguishes it from other remedies.

The congestions of *Mercurius* indicate it after *Belladonna*. There are resemblances between the two remedies, which have been well confirmed clinically. It often follows *Belladonna* in inflammations, even in inflammation of the meninges of the brain when, as under *Belladonna*, there are the same hasty speech and the quick nervous talking; the child talks so rapidly that one word runs into another. Its manner is just as quick and nervous as its speech. You will find the face flushed very much as in *Belladonna*, but you have, in addition, to distinguish it from that remedy, glandular swellings, and tendency to sore mouth.

You find *Mercurius* often indicated in catarrhal or gastric fevers when the face is puffed, when the throat is swollen, both internally and externally, from involvement of both glands and cellular tissue; when there are aching pains in the joints, which are rendered worse by the warmth of the bed and are not relieved by sweat. In addition to this you almost always find that there is a tendency to catarrh of the bowels. This is characterized by slimy bloody stool, accompanied by great tenesmus, this tenesmus not ceasing after stool. Here, too, you find *Mercurius* to follow *Belladonna*.

We find *Mercurius* indicated in hæmorrhages. It is often called for in nose-bleed or epistaxis, particularly when the blood coagulates and hangs from the nostrils like icicles. This is a useful hint. Suppose that in a full-blooded patient, a boy at the age of fifteen or sixteen, when congestions are so frequently noticed, or that in a scrofulous child, nose-bleed appears. You have given *Belladonna*, *Hamamelis*, and *Erigeron*, and have failed to check it. The blood is quite bright, and runs in streams. Medicines do not stop it. Then comes this *Mercurius* condition. You give that remedy and cure, not only that attack, but you prevent the return of others. The same indications apply to uterine hæmorrhage or menorrhagia when the flow is profuse, dark and clotted. Then, if the other symptoms agree, glandular swelling, sore mouth, etc., *Mercurius* is certain to be the remedy.

We find *Mercurius* often indicated in pneumonia. Here it requires that the right lung be affected, and that there are also icteroid symptoms. The skin is yellow. There is sharp stitching pain through the lower portion of the right lung. There will be other symptoms peculiar to pneumonia present, but these need not be specified separately.

We find it indicated in peritonitis, and here it follows *Belladonna*

when suppuration has commenced and you have tympanitic abdomen, some evidence of effusion, which will be partly serous and partly purulent, sweat, rigors, etc. Here *Mercurius* comes in and prevents the further spread of the suppurative process.

Another condition in which we may use *Mercurius* is one of inflammation in which suppuration has occurred, whether the disease be a boil, a tonsillitis, or any other form of inflammation. We here find *Mercurius* connected with an interesting little group of medicines which you will use very often; they are *Belladonna*, *Hepar*, *Mercurius*, and *Lachesis*. To these we may also add *Silicea* and *Sulphur*. We prefer *Belladonna* in the beginning of inflammation as in tonsillitis. The throat is bright red and swollen, and there are difficulty in swallowing fluids, and sharp pains through the tonsils.

You should change to *Hepar* when the sharp sticking pains and chills indicate the beginning of suppuration. It may prevent suppuration when given in the incipency of that process.

Mercurius is suited to a still more advanced state when pus has formed and you wish it evacuated. If you give it too soon you will spoil the case. *Mercurius* does not prevent the formation of pus, but rather favors it. In felons, if it is given low, it will generally favor the rapid formation of pus.

Silicea follows *Hepar* better than does Mercury when pus continues to discharge and the wound refuses to heal. In some of these cases, the benefit under *Silicea* will cease. Then a dose or two of *Sulphur* will excite reaction and the *Silicea* can effect a cure.

Lachesis is indicated when the pus degenerates and becomes of a dark, thin, offensive character.

Mercurius vivus we find indicated in inflammations in and about the eyes, usually of scrofulous or syphilitic origin. We find that the patient suffers from the glare and heat of the fire, consequently he avoids the fire and warm rooms. You sometimes find it indicated in blepharitis of men who work in and about fires, as foundrymen. The pains are usually worse at night. The lids are thickened, especially at their tarsal edges, and the eyes discharge a thin acrid muco-pus. This makes the cheeks sore, and you find little pimples scattered over the cheeks. Ulcers may form on the cornea. These ulcers are usually superficial, and have an opaque look as though pus were between the corneal layers. In syphilitic iritis *Mercurius solubilis* will be sometimes indicated when there is hypopyon. Now let us distinguish between this and other preparations of Mercury.

The Biniodide of Mercury is indicated in inflammations of the eye. The symptoms are very similar to those of "vivus," but there is more glandular swelling under the Biniodide.

The Protoiodide is more frequently indicated in eye diseases than is the Biniodide. It is called for in corneal ulcers, which look as if they had been chipped out with the finger nail. There is usually, when it is the remedy, a thick yellow coating on the base of the tongue, the anterior portion being clean and red.

Mercurius dulcis, or calomel, is selected more by its general symptoms, which are these: It is indicated in scrofulous children who are pale, and who have swelling of the cervical and other glands. The skin is rather flabby and ill-nourished. The flabby bloatedness and pallor are the indications for calomel.

Next to this we have Bichloride of Mercury or *Mercurius corrosivus*. This is indicated in inflammatory symptoms of the most violent character. There is no mercurial that produces such intense symptoms as does the Bichloride. It produces burning agonizing pains, with most excessive photophobia, and profuse excoriating lachrymation, making the cheeks sore, almost taking the skin off, so excoriating is it. There are tearing pains in the bones around the eye. There is ulceration of the cornea, with tendency to perforation. In such cases you will, as a matter of course, have hypopyon. *Mercurius corrosivus* is almost a specific for syphilitic iritis. If the symptoms of the case do not point to some other drug as the remedy, you should give it in this disease. If you choose to use atropia locally, do so in order to prevent the adhesions which will otherwise almost inevitably take place in these cases. You will also find *Mercurius corrosivus* indicated in retinitis albuminurica.

Cinnabaris is next. That is a remedy for a variety of inflammations of the eye. I will only give you one symptom for it, and that is pain which shoots across the eye from canthus to canthus, or seems to go around the eye.

Next, the action of Mercury on the nose. We find *Mercurius vivus* indicated in catarrhs of the nose and throat, which are provoked by damp, chilly weather and by the damp cool evening air. The nose itches and burns and feels stuffed-up; with this there is thin coryza. The throat feels raw and sore. There is aching in the various joints. These are the symptoms which will indicate *Mercurius*, both as to their exciting cause and as to the symptoms present. You may have with these a hot feeling. The face flushes up and gets red, perspiration

breaks out but it gives no relief. There is another form of coryza in which you may give Mercurius, and that is when the cold is "ripe," when the discharge from the nose is yellowish-green, thick, and mucopurulent.

Here it rivals *Pulsatilla*, which is also useful for these thick, yellowish-green nasal discharges. *Pulsatilla*, independently of its other symptoms, is distinguished by the fact that the discharge is never irritating, but is perfectly bland.

You are also to distinguish Mercurius from *Nux vomica*, which is suited to coryza caused by exposure to dry cold, and when there are soreness, roughness, and a harsh, scraped feeling in the throat. Mercurius always has a smarting, raw, or sore feeling.

Now the throat symptoms of Mercurius vivus may lead you at times to think of it in diphtheria. Think of it as much as you choose, but think of it only to reject it. It is not indicated in diphtheria. I do not believe it indicated even in diphtheritis. But there are preparations which may be used here. We first notice the Mercurius biniodatus. Both the Biniodide and the Protoiodide of Mercury are indicated in diphtheritic sore throat, or even in true diphtheria. The Biniodide is of use when the membrane is on the left side, when the left tonsil is inflamed and there is a yellowish-gray membrane forming there. The glands of the neck are swollen. There is also some involvement of the cellular tissue around the throat. The patient may have an accumulation of slimy or sticky mucus in the mouth and throat. The symptoms are worse from empty swallowing. The simple attempt to swallow saliva excites more pain than does the swallowing of food.

The Protoiodide of Mercury is more to be thought of when the deposit begins on the right side of the throat, with swelling of the glands in the neck and with the accumulation of this tenacious mucus in the throat. Here there is almost always present that thick, yellow, dirty coating on the base and posterior part of the tongue, the tip and sides of that organ being red. These two remedies are often indicated in diphtheria and diphtheritic sore-throat.

Next you will notice the Cyanide of Mercury, which is a combination of hydrocyanic acid and mercury. We have in this drug one of the very best remedies in diphtheria, especially when it is of a true adynamic or malignant type. By reason of the presence of the prussic acid you will find it indicated in cases in which the patient is very much prostrated from the beginning. The pulse is quick. It may be

as high as 130 or 140, and it has no volume to it at all. The membrane at first is white, covering the velum palati and tonsils. The glands soon begin to swell, however, and then the membrane becomes dark, threatening even to grow gangrenous. Weakness is extreme. The breath is fœtid. There is loss of appetite. The tongue is coated brown, or, in severe cases, even black. Nose-bleed sets in, and this you know is a dangerous symptom. It may also be used in diphtheria of the larynx. The expectoration is thick and ropy. There is harsh, barking, croupy cough, with dyspnœa. Here, too, the Cyanide of Mercury has saved life, but it will not always do so.

You will notice its resemblance to *Kali bichromicum* in diphtheritic croup. The resemblance lies in the position of the disease, that is, in the larynx and in the thick, tough, tenacious expectoration. The distinction lies in this: The Cyanide of Mercury has great weakness. Now this weakness is not a simple prostration which should come from the efforts of the child at breathing. It is due to poisoning of the blood, which is represented by the blueness of the surface, coldness of the extremities, and quick, weak pulse. If you have not these, *Kali bichromicum* is to be preferred.

Cinnabaris is a remedy not often thought of in catarrhal troubles. It is indicated in nasal catarrh when there is great pressure at the root of the nose, a feeling as though something weighty was pressing on the nose, a heavy pair of spectacles for instance. We also frequently find throat symptoms with this form of catarrh. The throat is swollen and the tonsils are enlarged and redder than normal. There is great dryness in the throat, and this is more annoying at night, waking the patient from sleep. Remember this sensation across the bridge of the nose and the character of the throat symptoms in connection with it. These symptoms may occur in the syphilitic, in the scrofulous, or in persons in whom there is tendency to catarrh. We have found *Cinnabaris* of use in the sore throat of scarlatina, which is often diphtheritic in its character, when there is quite an accumulation of stringy mucus in the posterior nares. That symptom being prominent, *Cinnabaris* will be the remedy for the emergency.

I have used *Mercurius corrosivus* successfully when the accumulation of mucus in the nose is quite thick; in fact, almost like glue. In some cases of syphilitic disease of the nose, you find *Mercurius corrosivus* indicated from the fact that the ulcers perforate the septum of the nose. In these cases there are burning pains, the discharges are acrid, corroding the tissues over which they flow.

The throat symptoms of *Mercurius corrosivus* are very violent. I can conceive of cases where it would be required in diphtheria, and yet I have never given it in that disease. The uvula is swollen, elongated and very dark red. There is intense burning in the throat, just as intense in fact as that of *Arsenicum album*, *Arsenicum iodatum* or *Capsicum*. This burning pain is rendered intolerable by any external pressure. It is accompanied by violent constriction of the throat. Any attempt to swallow, be the matters swallowed solid or liquid, causes violent spasm of the throat, with the immediate ejection of the solid or liquid.

You here recognize a resemblance to *Belladonna* in the spasmodic character of the symptoms. *Mercurius corrosivus* is at once distinguished from *Belladonna* by the inflammatory tendency of the symptoms as indicated by these extreme burning pains. Thus it has the constrictive quality of the *Belladonna* *plus* the most intense, destructive inflammation of the throat. You may further distinguish between the two remedies by the pulse. In *Mercurius corrosivus* the pulse is quick, weak, and irregular, and not full and strong as under *Belladonna*.

Next, a word or two about the *Mercuries* in their action on the genitals and the glands. The *Mercuries* have long been used in the treatment of syphilis. *Mercurius solubilis* or *vivus* is indicated in primary syphilis for the so-called soft chancre or chancroid. The ulceration is superficial rather than deep, and the base of the sore has a dirty, lardaceous appearance. *Mercurius sol.* has produced such an ulcer as this, and, therefore, it ought to cure it. The sore throat which often ushers in the syphilitic fever six or seven weeks after the appearance of the primary lesion, is also found under *Mercurius solubilis*.

The *Iodides of Mercury* are the preferable remedies for the Hunterian or hard chancre. That is a form of ulcer which the *Protoiodide* and *Biniiodide* have both produced, therefore they will cure it. There is no necessity whatever for such external applications as caustics, for the proper internal remedy if it does not entirely prevent the onset of secondary symptoms will at least lessen their intensity.

Mercurius corrosivus is to be preferred to any of the drugs mentioned for syphilitic symptoms when the ulceration is very destructive. The ulcer is serpiginous; it has a ragged edge, eating out and destroying in a few days nearly half the penis.

Secondary syphilis may be treated with one or the other of these preparations, if the drug has not been abused in the primary stages.

Mercurius solubilis very quickly helps those syphiloderms on the palms of the hands. They are red, itch slightly, and scale off.

Returning to *Mercurius vivus*, I want to say a few words concerning its use in diseases of the liver. The tongue is coated a dirty yellowish-white, and takes the imprint of the teeth. There are scorbutic symptoms frequently present. The gums ulcerate and become spongy. There is a foetid or disagreeable odor from the mouth. The skin and conjunctiva have a well-marked jaundiced or icteroid hue. There is tendency to rush of blood to the head. The region of the liver is sore to the touch. The abdomen is rather tympanitic and swollen, particularly across the epigastrium and in either hypochondrium. The patient cannot lie on the right side. You will find the liver enlarged and often indurated. The stools are either clay-colored, from absence of bile, or there are yellowish-green bilious stools, passed with a great deal of tenesmus and followed by a "never-get-done" feeling.

Mercury is indicated in dysentery, especially when it occurs in a season when warm days are followed by cold nights.

Nux vomica has many resemblances to *Mercurius*, but it differs in that the pains and tenesmus usually cease after stool; whereas, with *Mercurius* they continue after stool.

Aconite often precedes the exhibition of Mercury in the weather I have spoken of, hot days followed by cold nights. In the incipient stages, such troubles may be checked by *Aconite*. If *Aconite* fails, then *Mercurius* will be indicated. Often, after the tenesmus and blood have ceased, and the mucus still persists, *Sulphur* will be the remedy.

There is another remedy to be remembered in connection with Mercury in bilious troubles, and that is *Leptandra*. Both of them have these yellowish-green stools, and stools black like pitch, and horribly offensive stools. The distinction lies here: *Leptandra* has urging to stool, griping continuing after stool, but not the tenesmus. *Leptandra* frequently has dull, aching, burning pains in the posterior portion of the liver.

LECTURE LVI.

THE NOBLE METALS—AURUM.

IN this group we have *Aurum metallicum*, *Aurum muriaticum*, *Argentum metallicum*, *Argentum nitricum*, *Platinum*, and *Palladium*. There are, also, two or three others of which we know but little.

Aurum and Argentum have many symptoms in common, and yet their distinctive characteristics are sufficient to enable you to separate them readily in practice. I will give you the general distinctions between the two drugs before I consider them individually. Gold affects more the circulation of the blood. It also acts on the mind, producing emotional symptoms. Now, by this I mean that if you find symptoms of the nervous system in Aurum, they will be followed by symptoms of the circulation as the primary or most important quality. Argentum has more symptoms of the respiratory organs and intellectual part of the mind. With Aurum, we have tendency to hyperæmia; in Argentum more nervous phenomena; only, Aurum seems to attack the bones. We find very few symptoms of Argentum indicating it in bone affections. The latter, however, causes an arthralgia, or neuralgic pains in the joints. It also attacks the cartilages of joints. For instance, you find Argentum metallicum useful in the arthralgic pains of women who suffer from prolapsus uteri. They can scarcely move their joints, and yet a most careful investigation shows no rheumatic inflammation.

Aurum suits in scrofula with redness of the face, thus keeping up the tendency to hyperæmia or fulness of the bloodvessels. In these scrofulous cases, you will find that the opacities and ulcers on the cornea are surrounded by well-filled bloodvessels; here again the hyperæmic quality of the drug is well brought out.

Argentum suits in chlorosis. It affects the oxidizing power of the blood; it shrivels the body. Aurum affects the distribution of the blood, giving us fulness or hyperæmia, whereas Argentum affects its quality, rendering it incapable of fully carrying oxygen. Hence all parts of the body become dwindled from malnutrition.

Silver, and especially its nitrate, coagulates albumen, and this is the reason why the latter has been used locally for so many years as a caustic. When applied with moisture to animal tissues, it immediately

coagulates the albuminous portions, and so tends to destroy whatever process is going on. Its action does not extend deeply, however, on account of the formation of this layer of coagulated albumen.

Argentum Nitricum more than the metal itself, causes gastro-enteric inflammation, very much like Arsenic. In poisoning cases it also seems to affect the epithelial layers. For instance, when animals that have been fed on it for quite awhile die, the epithelial layers in all parts of the body seem to be more or less destroyed. That is the reason why you find it of use in cancer and in hæmorrhages, in both of which conditions the epithelial structures are diseased.

AURUM METALLICUM.

Aurum met.	{	1. Mind.	
		2. Hyperæmia.	
		3. Induration.	
		4. Bones.	
		5. Fatty degeneration.	
Aurum met.	{	Belladonna.	
		Mercurius, Nitric acid.	
		Arsenic, Asafœtida.	
		Ammonium carb.	> Hepar.
		Natrum mur.	> Bell. > Merc.

Aurum is a remedy of not very extensive application, but still it is well marked in its limited sphere. Its antidotes are principally *Hepar*, *Belladonna*, and *Mercurius*. I am not positive that there is a complement to Aurum. Now, in studying the action of this remedy we are to, keep in mind, first, this one prominent quality, its power of producing hyperæmia; and, secondly, its action on the emotional mind more than on the intellectual.

First, let us study the hyperæmia of Aurum. We find this in every part of the body on which it may act. It affects the heart, causing increased activity of that viscus. This increased activity of the heart is indicated by increased force of the heart-stroke, just as you find in pure cardiac hypertrophy without dilatation. As a result of this increased action, the heart enlarges, and you have, secondarily, hypertrophy of the heart. Consecutive to this trouble, you have a list of

symptoms that are very characteristic. The lungs are too full of blood, or hyperæmic. This condition is exhibited in this manner: The patient on attempting to walk up hill, or use any little exertion, feels as though there were a crushing weight under the sternum. He feels that if he did not stop walking the blood would burst through the chest. Aurum relieves this kind of a case very nicely. According to Kafka, Aurum muriaticum is here preferable to the metallicum.

It is here very similar to *Ammonium carb.*, which has this crushing weight on the sternum; but this remedy has more tendency to somnolence, and is better suited to venous fulness than is Aurum.

This condition of the heart necessarily causes hyperæmia in other organs. We find, for instance, this tendency to rush of blood to the head aggravated by mental labor, because study always increases the amount of blood in the brain, if there is any tendency to cerebral congestion. There is a feeling of fulness in the head, accompanied with roaring in the ears. The head feels sore and bruised, and the mind is confused. Sparks or flashes of light before the eyes show pressure on the retinal vessels. The face, in extreme cases of congestion, is rather bloated, and has a glassy look. Still further evidence of the hyperæmia in the eye is displayed by the ophthalmoscope. You find a sensation in the eye as though it were being pushed out, with a certain amount of tension there. Two errors of vision may be associated with these symptoms; either he sees double, or he suffers from what is known as half-sight. Now, these symptoms are suggestive of hyperæmia of the brain, which may occur from various causes, among the most prominent being overwork with the eyes, and persistent use of the eyes, or working in hot places.

Glaucoma may suggest Aurum.

In scrofulous ophthalmia, we frequently find Aurum indicated, if there are present these symptoms of congestion. The bloodvessels are very much injected; pannus is present; great vascularity being characteristic in these cases calling for Aurum. In addition, you will find profuse scalding lachrymation. The eyes are very sensitive to the touch.

Aurum may be used in cases of syphilitic iritis when the eye is decidedly worse from touch. There is a very characteristic soreness around the eye, as if in the bones. Especially is it indicated in syphilitic cases after the abuse of mercury.

In retinal congestion, you should compare with Aurum, *Belladonna*, *Glonoin* and *Sulphur*.

In syphilitic iritis, with that sore bruised sensation around the eyes,

compare *Asafoetida*. This remedy, however, has less of that sensitiveness around the eyes. You may also compare here, *Mercurius corrosivus* and *Nitric acid*.

The nose, too, is congested and has a red knobby tip, greatly disfiguring the face. This may exist as a sequel to the long indulgence in alcohol, or it may be found in children as a symptom of scrofula. If the latter is the case, it is often accompanied by the characteristic catarrh for which Aurum is the remedy.

In nasal catarrh or ozæna it is indicated when the nostrils are sore and cracked. There is fœtid nasal discharge, often accompanied by caries of the nasal bones. There is ulceration of the soft parts with perforation of the nasal septum. It is especially indicated in cases of scrofulous or mercurio-syphilitic origin.

The Aurum symptoms of the ears are not very numerous but are suggestive. The ears are congested and you find roaring in the ears, as I suggested a few moments ago. Further than this, you find great sensitiveness to noises. Now, it is sometimes indicated in catarrh of the middle ear. In these cases, you note a fœtid otorrhœa. In addition to this, you will very likely find the membrana tympani seriously damaged. The external auditory meatus and the mastoid process of the temporal bone become affected by direct spread of the disease. There are boring pains in the mastoid process. The trouble may progress to caries. I have already shown you illustrations of this effect of Aurum on the bones. You noticed that it was indicated in iritis with pains in the bones around the orbits; and you know also that it affects the nasal bones, producing caries there.

In this affection of the mastoid process, *Nitric acid* is the nearest ally to the Aurum metallicum.

For simple soreness or inflammation beginning in the mastoid cells, *Capsicum* has won some laurels, but for caries of this process, *Aurum*, *Silicea*, and *Nitric acid* are the best remedies.

Aurum has some throat symptoms. The tonsils are apt to be red and swollen, and the parotid gland on the affected side feels sore, as if contused. The hard palate may be carious. With all this, there is a mercurial or syphilitic history. I have dwelt on these symptoms because they are those which Aurum has most frequently removed.

Returning to the circulatory disturbances of Aurum, we find a hyperæmia of the kidneys. This is shown in the beginning by simple increase in the amount of urine passed. By and by, the kidneys begin to undergo fatty degeneration. The urine then grows scanty and albumin-

ous, or there may be granular or cirrlosed kidney. Aurum will not do any good in these cases, unless the renal trouble is secondary to some heart affection.

The nearest remedy pathologically to Aurum in granular kidney is *Plumbum*.

We find, too, that the genital organs are affected by this hyperæmia and there is strong tendency to erections. The testicles become inflamed, particularly the right. Aurum is especially suited to chronic orchitis, particularly when the right testicle is affected.

As another sequel to this effect of Aurum, we find hepatic congestion. The liver is swollen consecutive to cardiac disease. This hyperæmia is associated with burning and cutting in the right hypochondrium. As the hyperæmia continues, the liver becomes cirrlosed or else undergoes fatty degeneration. Ascites appears. The stools are of a grayish or ashy-white color from defective amount of bile, and we have here as in almost all ailments in which Aurum is the remedy, a peculiar state of the emotional mind, a melancholy or a low-spiritedness, which I shall describe to you presently.

The lungs also are hyperæmic. There is great oppression of the chest which is worse at night, particularly in the first part of the night ; it is worse from prolonged exercise, from prolonged walking. The face may be purple. In extreme cases, syncope may take place.

On the female organs, we find Aurum acting powerfully, causing congestion of the uterus. The uterus becomes prolapsed from its great weight. It is enlarged from chronic congestion. This is the form of prolapsus which Aurum will cure, and no other. The ordinary remedies for prolapsus, such as *Lilium* or *Nux vomica*, cannot relieve this case, because the prolapsus is not the main characteristic. The cause of the prolapsus is the weight of the organ and not the relaxation of the ligaments or weakness of the general system.

There is another salt of gold which has been successfully substituted for Aurum metallicum in these cases, and that is *Aurum muriaticum natronatum*. This has been used in the second and third potencies for prolapsed and indurated uterus.

Aurum has some very characteristic mental symptoms. In almost all cases in which it is the similimum, there is present a melancholy with disposition to weep, or with a feeling of self-condemnation, as if he was not fit to live. This feeling of self-condemnation or worthlessness may amount to despair, sometimes even taking the form of religious mania. He prays all the time. He is sure that he is going to be condemned.

He has suicidal thoughts, if he does not make actual attempts at suicide. With all this there is a great deal of mental anguish, which mental anguish is associated with præcordial distress, by which I mean distressed feeling referred to the cardiac region. In addition to the melancholy, Aurum also produces weakness of the memory. Decided anger may also be characteristic of the remedy. Any contradiction or dispute excites the patient furiously. He becomes red in the face and his pugnacity is aroused. Mental labor becomes irksome to the patient. He is very apt to suffer from headaches which are of a congestive character as has already been described.

Next, we have to study the action of Aurum on the bones. This I will dismiss in a very few words. It is useful in caries of the cranial bones, and of the bones about the nose and palate, particularly after the abuse of mercury, whether the case be syphilitic or not.

LECTURE LVII.

THE PREPARATIONS OF SILVER.

ARGENTUM NITRICUM.

Argentum nitr.	{	Arsenicum, Nitric acid.	
		Plumbum, Cuprum.	
		Zinc.	> Natrum mur.

ARGENTUM NITRICUM, or the Nitrate of Silver, in its action on the brain and spine furnishes us with a list of symptoms that lead to the use of the remedy in many forms of nervous disease from simple nervous debility to full-fledged locomotor ataxia, or paralysis. Among the anomalous sensations which it causes are the following, which are characteristic of the drug. A very common general symptom which may be present in the headache, ovarian affections and in many other diseases, is this, a feeling as if the body or some part of the body were expanding. In the case of headache, the patient has a sensation as if the head were enormously large. Sometimes with the ovarian pains, the patient says that she feels as if there were an immense swelling in the side affected; and yet an examination shows no enlargement of the painful organ. We find this symptom under several other drugs, very prominently under Argentum nitricum, however. Again, vertigo is almost always present when it is the remedy. This vertigo is associated with general debility and trembling from nervous weakness. The patient staggers and reels as if he were intoxicated. The vertigo is so severe at times that he becomes momentarily blind in association with mental confusion, buzzing in the ears, nausea and trembling. The patient suffers from mental anxiety. He is very impulsive. He must be always busy and yet he accomplishes nothing. He makes frequent errors of perception. He hurries restlessly about to fulfil an engagement, thinking that he will be too late, when in reality he has an hour or so more than is necessary. In some cases, there is profound melancholy. The patient fears that he has some incurable disease of the brain. He constantly makes mistakes as to his estimation of distances. For instance, when walking the street, he dreads to pass a street corner, because the corner of the house seems to project and he is afraid that he will run against it. All

these errors are traceable to imperfect coördination of muscle. This last is no imaginary symptom. It has been met with a number of times and it has been cured by the *Argentum nitricum*.

This defective coördination of muscles is a prominent symptom in the disease known as locomotor ataxia, for the treatment of which allopaths have long employed *Argentum nitricum* as a most valuable remedy. We also may use it when the following symptoms are present: The patient staggers in the dark or when his eyes are closed. The legs are weak and the calves feel bruised as after a long journey. There is a feeling of soreness in the lumbo-sacral region; also pain in the small of the back, very severe when rising from a sitting posture, but rather relieved by walking. *Zincum* is also better from walking and worse from sitting. The difference between the two remedies is that *Argentum nitricum* has pain when rising. Sometimes, there is pain in the sacro-iliac symphyses, a feeling as if the bones were loose there. Here it is similar to *Æsculis hippocastanum*. Another symptom which I would like to specialize is trembling of the hands, which causes the patient to drop things. He is very nervous at night. When he does sleep, he has all sorts of horrible dreams. These nervous symptoms are especially worse at eleven A.M. So you see that *Sulphur* is not the only remedy that has this eleven A.M. aggravation.

You will at once see the resemblances between *Argentum nitricum* and *Kali bromatum* and *Natrum mur.* That trembling weakness with palpitation is the exact counterpart of the *Natrum mur.* condition. This fearful and apprehensive mood, this imagining that he cannot pass a certain point, reminds you of *Kali bromatum*.

But there are less severe symptoms that will call for *Argentum nitricum*, and one of them is what we may call functional paralysis, such as follows exhausting diseases, post-diphtheritic paralysis, for example. *Gelsemium* is here a concordant remedy of *Argentum nitricum*.

Other nervous affections, for which we may use *Argentum nitricum* are the following: It is one of the best remedies we have for hemi-crania. This is not a simple neuralgia. It is a deep-seated neurotic disease, and by some is supposed to be of epileptic nature. It comes periodically; for its relief the remedy under consideration is one of the best. There is frequently boring pain in the head, which is worse in the left frontal eminence. This boring is relieved by tight bandaging of the head, hence the wearing of a tight-fitting silk hat relieves. It is excited by any mental emotion of an unpleasant kind, or by anything that depreciates the nervous system, as loss of fluids, loss of sleep or mental

strain. Sometimes, the pains become so severe that the patient loses his senses. The paroxysms frequently culminate in vomiting of bile or sour fluid.

There is another form of headache which is mostly neuralgic and for which *Argentum nitricum* is the remedy. The bones of the head feel as if they were separating, or the head feels as if it were enormously large. The pains about the head increase to such a degree that the patient almost loses her senses. These attacks end in vomiting, probably to recur once more within a few minutes or an hour.

We also find *Argentum nitricum* indicated in prosopalgia, particularly when the infraorbital branches of the fifth pair and the nerves going to the teeth are affected. The pain is very intense and at its height is accompanied by unpleasant sour taste in the mouth. The pains are of the same character as those already described for the hemi-crania. I do not believe that this sour taste in the mouth is of gastric origin, but I think that it is due to some abnormality or disturbance in the gustatory nerves. The face, in almost all these cases, is pale and sunken, rather sallow than pure pale, and in extreme cases, when the blood is very much affected, the surface of the body is of a dark muddy, leaden hue.

We also find *Argentum nitricum* indicated in that troublesome disease gastralgia, a neurosis of the stomach. It is especially indicated in delicate nervous women. The gastralgia is excited by any emotion, by loss of sleep and frequently at the catamenial period. There is a feeling in the stomach as though there was a lump there. This is sometimes accompanied by gnawing ulcerative pain referred to the pit of the stomach. From this spot, pains radiate in every direction. These pains seem to increase and decrease gradually, just as under *Stannum*. With this, there is apt to be intense spasm of the muscles of the chest. The patient cannot bear to have a handkerchief approach the mouth, as it would cause dyspnœa. The patient cannot bear the least food because it makes this pain worse. Sometimes, the pain is relieved by bending double and pressing the hand firmly into the stomach. The paroxysms end with a vomiting of glairy mucus which can be drawn into strings, or what is more common, they are accompanied with enormous accumulation of wind. The patient for a long time cannot belch, but when he does succeed in so doing, the flatus comes in an enormous volume. This is often accompanied with general tremor, and a nervous feeling, or by a sensation as if he was being squeezed in a vice.

The nearest ally to *Argentum nitricum* here, is *Bismuth*, which is in-

dicated in pure nervous gastralgia. The main distinction between it and *Argentum nitricum* is in the vomiting. Just as soon as food touches the stomach, it is ejected.

Another nervous disease in which *Argentum nitricum* is indicated is epilepsy. The strong indicating symptom for Silver nitrate is this: For days or hours before an attack, the pupils are dilated. After the attack, the patient is very restless and has trembling of the hands. It is especially indicated in epilepsy caused by fright or in that which comes on during menstruation.

It may also be used for puerperal convulsions, when between the attacks, the patient is very restless, and tossing about, now on one side and now on the other.

Nitrate of Silver is also indicated in angina pectoris. The patient complains of intense pain in the chest and about the heart. He can hardly breathe.

We also find it indicated in pure nervous asthma. There are present spasms of the respiratory muscles. The dyspnoea is great. A crowded room produces or aggravates this dyspnoea.

Leaving now the action of *Argentum nitricum* on the nervous system, we come to its use in inflammations and ulcerations. First of all, under this head, we will consider it in diseases of the eye. Nitrate of Silver cures purulent ophthalmia, and by this term I mean any inflammation of the lids or eyes which develops ulceration or pus. This pus is thick, yellowish and bland. It is useful in ophthalmia neonatorum when the pus is of the character just mentioned and is profuse. Especially is it called for after the failure of *Pulsatilla* or one of the mercuries.

You may also use it for the purulent ophthalmia of adults with pus of this character. Like *Pulsatilla*, the symptoms are relieved in the open air and become intolerable in the warm room.

In purulent ophthalmia, *Pulsatilla* stands very closely allied to *Argentum nitricum*. You will notice that both have profuse, thick, bland purulent discharge and both have relief from the cool open air. It has been determined clinically that when *Argentum nitricum* ceases to act, a dose of *Pulsatilla* interpolated, helps.

You may also use *Argentum nitricum* in blepharitis when there are thick crusts on the lids, suppuration and induration of tissue. Even the cornea has become affected by the continued inflammation. The heat of the fire makes the patient a great deal worse. This symptom you also find under *Mercurius*.

Granular conjunctivitis also calls for *Argentum nitricum*. The conjunctiva is almost scarlet, so red is it, and there is profuse mucopurulent discharge.

Rhus tox. is very similar to *Argentum nitricum*, but it has more spasmodic symptoms. There is spasmodic closure of the eyelids and, when you force them open, hot, scalding tears gush forth, and these cause pimples around the inflamed eyes.

Euphrasia is similar in granular lids; it differs from *Argentum nitricum* in this: The purulent discharge is excoriating and there is, in addition, excoriating lachrymation.

Kreosote may be used in inflammation of the eyelids, whether in the infant or the adult. There is a discharge of hot, scalding tears from the eyes, occurring early in the morning.

Argentum nitricum may be useful in asthenopia from want of accommodation. Even the coarsest kind of work strains the eyes.

Coming now to the mucous membrane of the mouth and throat, we find *Argentum nitricum* producing a dark red appearance of the fauces. Thick mucus collects in the throat and the patient complains of a sensation as of a splinter there. With all this, there may be ulceration. The cause may be mercury, syphilis or scrofula. The papillæ of the tongue are elevated. The gums are tender and bleed readily, but are very seldom swollen, thus giving you a distinction between it and *Mercurius*.

The larynx suffers from the action of *Argentum nitricum*. There is mucopurulent sputum, seeming to come from the posterior wall of the larynx. There is also marked hoarseness and sometimes even loss of voice. Singers frequently complain of a feeling as if there were something clogging the vocal organs.

Manganum is similar to Nitrate of Silver, causing laryngeal symptoms, particularly in pneumonic or tubercular patients. The hoarseness is usually worse in the morning and grows better as they succeed in hawking up lumps of mucus. The *Manganum* patient has cough from loud reading, with painful dryness and roughness of the larynx. The cough is usually relieved by lying down.

Selenium is also similar to *Argentum nitricum*.

Paris quadrifolia is a neglected drug in laryngeal affections. We find it indicated when expectoration is mostly noticed in the morning and when it is green and tenacious.

Nitrate of Silver may be used in ulceration of the cervix of the uterus

when it is enlarged and indurated, with copious yellow, corroding leucorrhœa and frequent bleeding from the points of ulceration.

Next, I would refer you to the action of *Argentum nitricum* on the kidneys, because attention is not paid to this action of the drug. I think that it was Dr. Preston, of Norristown, who used the drug mostly in such cases. He gave it very frequently in nephralgia from congestion of the kidneys or from passage of calculi. The face is of a rather dark hue and has a dried-up look; there is dull aching across the small of the back and also over the region of the bladder. The urine burns while passing and the urethra feels as if swollen. There is sudden urging to urinate. The urine is dark and contains blood, or else renal epithelium and uric acid deposit. It is especially useful when *Cantharis*, which it resembles, fails.

Nitric acid is to be thought of for urinary calculi when the urine contains oxalic acid and when that substance is the principal ingredient of the stone.

Lastly, I have to speak of the action of *Argentum nitricum* on the bowels. Here it is very similar to *Arsenic*. The stools are green and shreddy and consist of blood, slime and epithelium. This is often associated with the discharge of a great deal of flatus and is often provoked by the use of sugar. Especially is it indicated when diarrhœa follows any excitement or when the imagination has been played upon. The bowels are apt to move as soon as the least food or drink is taken.

In cholera infantum it is indicated in children who are thin, dried-up looking, almost like mummies. The legs are apparently nothing but skin and bones. The stools are green and slimy, with noisy flatus, and are worse at night.

Natrum mur. is the proper remedy to antidote the abuse of *Argentum nitricum*.

ARGENTUM METALLICUM.

Argentum metallicum produces spasms which simulate those of epilepsy. The attacks are followed by delirious rage. The patient jumps about and tries to strike those near him.

It produces spasmodic pain in various parts of the body; thus it gives rise to pain in the head, which gradually increases and, after reaching its acme, suddenly ceases. This pain is usually on the left side and is often associated with vertigo. The patient is extremely forgetful. The heart muscle sympathizes in these neuralgic pains. Thus there will be spasmodic twitching of the heart muscle, particularly when the patient is lying on his back.

Now the debility which naturally follows is very easily understood if you remember one quality of the *Argentum metallicum*, and that is its action upon joints. It has a particular affinity for the cartilages of joints. Thus we find general debility, with bruised feeling in the small of the back from the weakness of the spine, general weariness forcing the patient to lie down to obtain rest. The knees are particularly weak. There will be, not a true articular rheumatism, but an arthralgia, with pains of the same character as those of the head. All these symptoms are common enough. We find them in nervous, hysterical women and in men after loss of fluids, particularly semen.

Argentum metallicum acts upon the mucous membrane of the throat and larynx. It produces a copious exudation of mucus in the larynx. This exudation is of pure mucus, not purulent or not serous, but looking just like boiled starch. It is associated with burning and rawness in the larynx, which rawness and burning are excited by talking and protracted use of the voice. The mucus is easily expectorated.

Argentum metallicum acts upon the left ovary, causing bruised pain in that organ, and sometimes a feeling as though the ovary was growing large. This is a purely subjective sensation. Associated with this bruised pain, there is often a prolapsed uterus.

LECTURE LVIII.

PLATINA, PALLADIUM, AND ALUMINA.

PLATINA.

Platina.	{	Mental symptoms.— <i>Bell., Pallad., Phos.</i>
		Nervous system.— <i>Bell., Helon., Stan., Plumb.</i>
		Sexual organs. { <i>Pallad., Arg. met., Helonias,</i> <i>Puls., Phos., Aurum.</i>

THE action of Platina is to be studied under three headings, namely: The mental symptoms, its action on the nervous system in general, and its effects on the sexual organs, it acting upon both the male and the female organs. The Platina patient is rather haughty and proud, egotistical. She seems to look down upon everybody and everything as beneath her (*Lycopodium* has haughtiness). There is often accompanying this mental condition a peculiarity of vision; objects look smaller to her than natural. Platina also produces a peculiar excitation of the mind and of the whole nervous system. Everything seems strange to the patient. Things seem horrible to her. In her imagination she sees ghosts, demons, etc. Here it resembles *Kali bromatum* and *Hyoscyamus*, both of which have this symptom. When she enters her own home, objects appear strange to her; she does not know where she is. At other times, the patient is decidedly melancholy. She thinks that death is near at hand and she fears it. Here it is very much like *Arsenic* and *Aconite*. *Aconite* predicts the hour or time of death, but otherwise the two drugs differ immeasurably. She may have a decidedly hysterical mood, with alternation of attacks of laughing and crying, especially when these are respectively inappropriate. Now these mental symptoms seem to depend upon excitement in the sexual sphere. The genitals, particularly those of the female, are acutely sensitive. There is constant titillation or tingling in the sexual organs, internally and externally. This excites the unfortunate victim to such a degree as to produce that horrible disease known as nymphomania. (When, as will sometimes happen, nymphomania occurs as the result of worms escaping into the vagina and there

exciting irritation, *Caladium* is the remedy.) The patient seems to have the strength of a giant. She wishes to embrace everybody. These nymphomaniac symptoms are accompanied by prolapsus with induration of the uterus, just like *Aurum*. The ovaries are very sensitive, and are the seat of burning pains. Platina has even succeeded in curing ovaritis when pus has formed, and *Hepar* and *Lachesis* have been insufficient to effect its evacuation. The menses are too early and too profuse, and consist of dark clotted blood. They are accompanied by spasms, or by painful bearing-down in the uterine region. Now these spasms of Platina are quite frequently met with in hysterical subjects. They consist of a sort of tetanic rigidity with trismus, and this alternates with dyspnœa.

This menstrual flow of Platina brings to mind two or three other remedies, which are here deserving of mention. *Crocus* has dark or black clotted flow, with or without miscarriage, and associated with a sensation as if there was something moving around in the abdomen.

Chamomilla has profuse dark clotted menstrual flow, but its mental symptoms are different from those of Platinum.

Millefolium and *Sabina* have bright red partly clotted blood.

Belladonna like Platina has a sensation in the forehead as if all would come out; face burning red; bearing down in uterus, etc.; but in *Belladonna* the pains come and go suddenly, and the flow is bright; or, if dark, it is offensive in odor.

The Platina patient often suffers from neuralgia in various parts of the body. These neuralgias are very easily studied on account of their well-marked characteristic symptoms. The pains are of a cramping character, and cause numbness and tingling in the parts affected. You find them frequently in the head. There will be pain at the root of the nose as though the part were squeezed in a vice, and this is followed by tingling and numbness, which will indicate to you that it is in the course of the nerves that this symptom lies. The pains increase gradually, and decrease just as gradually as they came, as you will find under *Stannum*.

Now in these neuralgic symptoms the nearest remedy we have to Platina is *Belladonna*. In both remedies there is decided congestion of the head, with bright red face and delirium, but the gradually increasing, and just as gradually decreasing, pains distinguish Platina from *Belladonna*.

Capsicum is suited to patients of lax fibre who suffer from burning

pungent pain in the face, worse from the slightest draught of air, whether warm or cold.

Verbascum is indicated in prosopalgia when there is a crushing as with tongs in the painful parts, worse from talking, sneezing, change of temperature, and daily from 9 A.M. to 4 P.M.

Arsenicum has prosopalgia, with darting needle-like burning pains.

I have yet a few words to say about the action of Platina on the male system generally. We find it indicated for the ill-effects of pre-pubic masturbation. It is called for by the melancholy and the sheepish-look that the children have. Also when, as a result of this unnatural vice, spasms of an epileptiform character appear. The youth has hollow eyes and yellow skin. During the attack, the face is pale and sunken, in fact, it may be so at all times. Consciousness is not often lost. The limbs are usually drawn up and spread apart.

It may also be used for spasms during labor. Teething children may require Platina when they are anæmic and pale; the jaws are locked, and after the spell, the child lies on its back with flexed legs and knees widely separated. The spasms, both in adults and children, alternate between convulsive actions and opisthotonos.

Women require Platina in convulsions when they have profuse dark menses, and are proud and haughty, etc.

Platina may also be used in hysterical spasms or spasms caused by nervous excitement, when they are preceded or followed by constriction of the œsophagus and respiratory embarrassment, a sort of asthma in other words; sudden arrest of breathing when walking against the wind. In this last symptom, it is similar to *Calcareæ ostrearum* and *Arsenicum*. *Moschus* is similar to it in hysteria.

In its abdominal symptoms, Platina very much resembles Plumbum, and it has been used very successfully for the cure of the well-known colic produced by the latter remedy. Like Plumbum, Platina produces a constipation from inertia of the bowels. It is attended with frequent unsuccessful urging to stool. The stools when passed seem to be like putty or glue, and adhere tenaciously to the anus. It has been highly recommended for the constipation of emigrants.

The Chloride of Platinum has only one symptom that I care to mention, and that is caries of the tarsus. You may use it in syphilitic cases, or after the abuse of mercury.

Platina has some action on the female genital organs, as I have already intimated. It is useful in cases of indurated and prolapsed uterus, associated with continual pressure in the groins and back; parts

are painfully sensitive to touch. The patient exhibits sensitiveness, even vaginismus, during coitus.

In indurated uterus compare *Sepia*, *Aurum* (which has more suicidal mania), *Argentum nitricum* and *Helonias*.

For sensitiveness to coitus compare *Sepia*, *Belladonna* (from dry vagina), *Kreosote* (when followed by bloody flow), *Ferrum*, *Natrum mur.*, *Apis* (when associated with stinging in ovaries), *Thuja*, etc.

PALLADIUM.

Palladium is of use principally for its action on the female genital organs. Its characteristic mental symptoms seem to find origin in the sexual symptoms, and form with the latter, a useful and precise group for practical use. The patient is inclined to weep. She suffers from mental excitement, particularly in company. She always has an aggravation of her symptoms the day following an evening's entertainment. She is easily put out of humor, and is then inclined to use pretty strong language. She imagines herself very much neglected, and as she attaches great importance to the good opinion of others, this annoys her very much. The Platina woman is very different. She is egotistical in another form. Under Palladium, pride is easily wounded. In Platina the patient is haughty and egotistical; she looks down on others as not being good enough for her.

Palladium has a very characteristic headache which makes the patient very irritable. It extends across the top of the head from ear to ear. The face is sallow, with blue rings around the eyes. There are also nausea, usually worse in the evening, and very acid eructations. The bowels are constipated, the stools often being whitish in color.

We come now to the special uterine symptoms of Palladium, and these we find quite numerous. They are as follows: Soreness in the abdomen with downward pressure, a very common symptom in uterine diseases; pain in the uterus and bladder after any exertion during the day; knife-like cutting pains in the uterus, which are relieved after stool; constant tired feeling in the small of the back; she is so tired that she actually reels; she feels drowsy; she complains that she feels sore and bruised all over; heaviness as from lead deeply seated in the pelvis, worse from any exertion, and worse standing; walking is much less irksome to her than is standing; lying on the left side relieves; swelling in the region of the right ovary with shooting pains from navel into the pelvis, and with this there is bearing down,

relieved by rubbing. These local symptoms, together with those of the mind, make up the complete Palladium picture.

Argentum metallicum, like Palladium, has affections of the ovaries and uterus. It is useful in prolapsus uteri when accompanied by symptoms of the left ovary. The special characteristic sensation in *Argentum metallicum* is a feeling as though the left ovary was growing enormously large.

Still another drug is *Lilium tigrinum*. This resembles Palladium and Platinum both, and you will have to keep these three remedies together in your minds. They all have irritability, "easily angered," and "things don't go right," but only Palladium has this over-sensitiveness to offence, and only Platinum has *hauteur*.

Helonias is also similar to Palladium. It has the irritability, the soreness, and, above all, a feeling of "tiredness."

ALUMINA.

Alumina.	{	Puls. (chlorosis, ozaena), Calc. ostr. (fears, crazy), Lach. (worse awaking), Sepia.	}	Blood.
		Plumbum (colic).		Nerves.
Bryonia.	{	Arg. n., Nux v., Sulph. (spine).	}	Mucous mem- branes.
		Mercurius (bubo).		Glands.
		Bry., Cham. (stomach).		Stomach, liver, and bowels.
		Ruta, Con., Natr. m., Sep.,	} Eyes.	Genitals.
		Graph., Zinc.		Larynx.
				Skin.
			> Cham.	
			> Bry.	

Alumina is a form of pure clay and is known as *argilla*. According to Hering, the symptoms which Hartlaub obtained, are not pure, because he simply washed his preparation of clay, while Hahnemann subjected his to a red heat.

You notice by the table on the board that I have placed *Bryonia* as the complement of Alumina. This is particularly true of the gastric symptoms. These drugs follow each other well in gastro-enteric affections. *Bryonia*, also, acts as an antidote to Alumina, as does also *Chamomilla*. I have placed several of the concordant remedies with a few words in parentheses to indicate the points of resemblance. Thus *Pulsatilla* is marked with chlorosis and ozaena, showing that in these

two affections particularly, *Pulsatilla* is concordant with Alumina. Then you notice that *Plumbum* is similar to it in colic, and *Nux* and *Sulphur* in spinal affections, etc.

Alumina acts best in aged persons of spare habits, who are rather wrinkled and dried-up looking, or in girls at puberty, especially if they are chlorotic, and also in delicate or scrofulous children, particularly children who have been artificially fed, that is nourished by the many varieties of baby foods with which the market is glutted. Such children are weak and wrinkled; nutrition is decidedly defective. The bowels are inactive. This constipation is characteristic. There is a great deal of urging to stool even though the *faeces* be soft, showing you at once that the inactivity of the bowels is the main influence at work in its causation. Here we have it exactly like *Bryonia*. The child suffers from *ozæna* or chronic nasal catarrh, with a great deal of dryness of the nose. This you know by the dry sniffing sound which the child makes in breathing through its nose. The child, too, when teething, may suffer from strabismus. This comes from weakness of the internal rectus muscle of the affected eye. This symptom is sometimes curable by operation, and when it is so, this method is preferable to any surgical procedure. Sometimes it follows worms. Then *Cina* is the remedy; when it comes from brain irritation, *Belladonna*; and *Cyclamen* when from menstrual or gastric irregularities.

The Alumina patient is very low-spirited and inclined to weep, like *Pulsatilla*, and this low-spiritedness is worse on awaking, here resembling *Lachesis*, *Pulsatilla*, *Sepia*, etc. At other times you find the patient troubled with an apprehensive state of mind, a fear that he will go crazy, and this is an exact counterpart of *Calcarea ostrearum*, *Iodine*, etc. This shows you the irritable state of brain fibre. Another peculiarity that may be present, particularly in hysteria, is suicidal tendency when the patient sees blood, or a knife, or something of that kind.

Men in whom Alumina is useful are hypochondriacal. There is a great deal of lassitude and indifference to labor or work. An hour seems to them half a day. They are exceedingly peevish and fretful; and here you find Alumina rivalling *Nux vomica* and also *Bryonia*.

Now, on the right of the board, you will notice several headings under which I propose to consider Alumina. First, what changes are made in the blood by Alumina? I cannot tell you how it alters the blood, but there are diseases of the blood to which it is applicable, and it is convenient here to bring these to your notice. We find it indicated in

anæmia, and also in chlorosis, especially in young girls at puberty, when the menses are pale and scanty, and there is an abnormal craving for certain indigestible articles, such as slate pencils, chalk, whitewash, etc. The leucorrhœa to which they are subject is usually transparent, or else is composed of yellowish mucus, which is profuse, sometimes running down the limbs to the feet, and quite ropy and tenacious. This exhausts them very much, because it is rich in albumen. With these symptoms, you will almost always find the mental states that I have given you.

Now in nervous affections. Alumina has been used in nervous affections of a very grave character. Bœnninghausen used the metal *Aluminium* for the following symptoms in that dreaded disease locomotor ataxia: Frequent dizziness; objects turn in a circle. There may be ptosis, diplopia or strabismus present. The patient cannot walk in the dark or with his eyes closed without staggering. He feels as if he were walking on cushions. There is formication, or sensation as from creeping of ants in the back and legs. The nates go to sleep when sitting. The heels become numb when walking. He has a feeling in the face as though it was covered with cobwebs, or as though the white of an egg had dried on it. He also may complain of pain in the back, as though a hot iron were thrust into the spine. Those are the symptoms indicating Alumina, and those are the symptoms which led Bœnninghausen to Aluminium, and enabled him to cure four cases of the disease.

Next, the mucous membranes. Alumina is a unique drug here. It acts in a limited but very well described class of cases. It causes unmistakable dryness of the mucous surfaces. If you keep that fact in mind you can explain all the symptoms which it causes. You have at once the key to its dyspepsia, nasal catarrh, sore throat and constipation. There is dryness of the mucous membranes. After a while, there is formation of mucus, which is thick, yellow, and very difficult of detachment. Let me show you a few illustrations of this. In the eyes, for instance, we will have it indicated in blepharitis particularly, with great dryness of the conjunctiva. The lids feel stiff; the lids crack, so dry are they. The nearest analogue here is *Graphites*, which has the same symptom, only it has more bleeding than has Alumina.

Alumina is useful in asthenopia from irritated conjunctivæ; also in granular lids and chronic blepharitis.

For dry eyes, Allen recommends, also, *Berberis*, *Natrum carb.*, and *Natrum sulph.*

Eyes dry on reading, *Crocus*, *Argentum nitricum*.

Drooping eyelids, *Nux moschata*, *Sepia*, *Rhus*.

Alumina also has loss of power over the internal rectus. Here it is like *Conium*, *Ruta*, and *Natrum mur*. The latter, according to Wood-yatt, is the best.

In nasal catarrh, you will find Alumina, indicated in children with great dryness of the nose, formation of scabs and remotely, thick, tenacious yellow phlegm or mucus, which is difficult of removal.

The cough indicating Alumina is dry and spasmodic. It is worse in the morning when the patient coughs until he detaches a small amount of tightly adherent mucus, when it is better for a while.

You find it indicated in disease of the throat, in a relaxed condition the mucous membranes, too, just that condition you meet with in clergyman's sore-throat. The throat is dark red, the uvula elongated. Hoarseness appears worse in the morning, with a feeling as of a splinter in the throat when swallowing. This last symptom you find also under *Hepar*, *Argentum nitricum* and *Nitric acid*.

The mucous membrane of the stomach is dry, and therefore, there is defective secretion of gastric juice. Here you have the same dyspepsia as is curable with *Bryonia*. The distinctive symptoms for Alumina are these: There is a feeling of constriction along the œsophagus when swallowing food. The patient is always worse from eating potatoes; that is a good symptom for Alumina. There is aversion to meat and a craving for indigestible substances. The liver is sensitive to touch, and there are stitching pains in that organ, as under *Bryonia*. You find the already described constipation with urging to stool, even though the stool be not dry and hard. Piles itch and burn, and are moist.

Next, we consider the action of Alumina on glands. Here I have only one symptom for you, and that is the use of the drug in treating buboes. You may give it in gonorrhœal bubo when there exists with it a yellowish gonorrhœal discharge, with burning and itching along the urethra, particularly at the meatus.

Lastly, the skin. Alumina acts on the skin just as it does on the mucous membranes, producing dryness and harshness of the skin; as a consequence, we find it indicated in rough, dry eruptions, which crack and may bleed, although not often, and which itch and burn intolerably, and are worse in the warmth of the bed.

You will recall here that *Argentum nitricum*, *Nux vomica*, and *Sulphur*, are similar to Alumina in spinal affections.

You will find *Mercurius* the most similar remedy to Alumina in the treatment of bubo.

Alumina has been used as an antidote to the colic caused by Plumbum.

LECTURE LIX.

PLUMBUM AND STANNUM.

PLUMBUM METALLICUM.

Plumbum. { Belladonna, Platina, Nux vomica, Cuprum, Opium.
China.

> { Opium.
Alumina.

THE symptoms of Plumbum, or lead, may be studied from its main property, that is, its tendency to cause constriction of muscular fibre, both voluntary and involuntary. It will cause this contraction of muscles, and it will also cause contraction of the bloodvessels, because it affects the involuntary or non-striated muscular fibres. The first symptom that usually follows poisoning by lead, whether taken by the stomach in slow doses, as in case of drinking water impregnated with it, or whether by inhalation, as in the case of painters, is lead colic, and this consists of horrible griping cramp-pains, with retraction of the abdominal walls, making the abdomen concave rather than convex. There is understood to be spasm of the recti muscles; as these are contracted, of course they draw the abdominal walls in. Pain radiates in all directions, generally following the course of the nerves, sometimes causing delirium when extending to the brain, dyspnœa when involving the chest, retraction of the testicles when extending in that direction, and violent cramps in the legs when reaching the nerves there. With this colic there is obstinate constipation, and in some cases even stercoraceous vomiting.

This colic is antidoted by *Alumina*, *Alum*, *Platina*, *Opium*, *Nuxvomica*, or *Belladonna*, and is prevented by alcohol.

Next, the symptoms of Plumbum that are of a paralytic character. The first characteristic symptom here is wrist-drop from paralysis of the extensor muscles of the wrist. This Plumbum has cured when it has arisen from other causes than lead-poisoning. This paralysis extends to other parts of the body, always involving extensor muscles in preference to flexors. There appears on the border of the gums a blue line, known as the gingival line. It is caused by the sulphur that

exists in the tartar on the teeth combining with the lead in the blood-vessels, and forming a deposit of insoluble sulphide of lead. As I have said, the paralysis extends and involves other parts of the body, and then you have this to characterize it: Paralysis, with atrophy of the affected parts, hence due to true organic changes. Thus you find Plumbum indicated in paralysis of organic origin; in paralysis from disease of the spinal cord when that nervous structure has undergone fatty degeneration or sclerosis.

Plumbum suits very nicely that disease known as multiple cerebro-spinal sclerosis. It is indicated by this symptom: Tremor, followed by paralysis.

We often find Plumbum indicated in paralysis with contracture.

Progressive muscular atrophy may also call for Plumbum.

Lead tends to produce non-development of the uterus. We may therefore find it indicated in cases of tendency to abortion. The foetus in utero grows, but the muscular fibres of the uterus do not develop in proportion, hence the uterus is no longer able to accommodate the growing foetus and abortion ensues.

Sometimes we find Plumbum indicated in delirium, this delirium alternating with the colic. It is very much like that of *Belladonna*; the patient bites and strikes at those near him, but it differs from that of *Belladonna* in this: There is tremor of the head and hands, and yellow mucus collects about the mouth and teeth. The delirium, moreover, alternates with colic, which is not the case in *Belladonna*.

Other cerebral disturbances from lead-poisoning are not common, but still the following may be met with: Insomnia, severe headache, either occipital or frontal, with or without vertigo; noises in ears; disordered vision; diplopia; amaurosis; contraction of pharynx, though liquids are swallowed in gulps and greedily; mind weak, morose, and sad; preceded by albuminous urine.

Plumbum has frequently caused epilepsy. The characteristic symptoms which indicate it are these: Almost paralytic heaviness of the legs before the attack, and paralysis and prolonged snoring sleep afterwards. It is especially indicated in convulsions from cerebral sclerosis or tumor.

In constipation you may use Plumbum when there is present the retraction of the abdomen already mentioned, and when there is marked spasm or contraction of the sphincter ani. There is urging to stool, and the patient complains of a sensation as though a string were drawing the anus up into the rectum.

In its action on the kidneys *Plumbum* produces granular degeneration or cirrhosis of those organs. There is very little dropsy or albuminuria, but a marked tendency to uræmic convulsions.

STANNUM.

Stannum.	{	Causticum. Phosphorus, Sulphur. Sepia, Pulsatilla, etc.	Nerves.	{	Exhaustion. Paralysis. Spasms. Neuralgia.
↓ Pulsatilla.	{			{	Mucous membranes. Fevers. Organs.

Stannum is a drug that has not many symptoms, hence it can be disposed of very quickly. Its complement is *Pulsatilla*.

The *Stannum* patient is usually sad and lachrymose, just like *Pulsatilla*. Crying usually makes the patient worse. This low-spiritedness is found in the lung troubles for which *Stannum* is your remedy. This is rather different from the usual mental state of consumptives, who, you all know, are generally hopeful, almost to the last hour of life. *Stannum* is particularly indicated when they are low-spirited, hence it is rarely indicated in true tuberculosis. The woman for whom *Stannum* is indicated is also nervous and weak; so nervous, irritable, and weak is she, that she becomes anxious and has palpitation of the heart, even from so little exertion as giving directions concerning her household affairs. This nervous exhaustion is exhibited in various ways; it is particularly induced when the patient goes down stairs, more than when ascending. She feels as if she could not walk down stairs, or as if she had not sufficient strength in her limbs. You may see this exhaustion in another way: The patient does not complain much about walking, but on trying to sit down she fairly drops into the chair. That is not an imaginary symptom. You will meet it in uterine affections.

In the mental symptoms you may compare *Stannum* with *Natrum mur.*, *Pulsatilla*, and *Sepia*. *Natrum mur.* has a melancholy, sad, weeping mood. Consolation seems to aggravate. On trying to comfort him, he becomes enraged.

The *Pulsatilla* patient is of a mild, tearful, yielding disposition. She

rather likes consolation. She has scanty, delayed menses, while Stannum has the opposite.

The *Sepia* patient has sadness concerning her own health, while she exhibits great indifference to her family. She is easily offended and is inclined to be vehement.

In this relaxation of tissue, producing goneness or weakness, we have several remedies. First of all, when you find patients are weak from talking, compare the following remedies, *Cocculus*, *Veratrum alb.*, *Sulphur* and *Calcareo ostrearum*.

For the functional paralysis that may come from fatigue or from mental emotions, compare with Stannum, *Cocculus*, *Ignatia*, *Phosphorus*, *Natrum mur.*, and *Collinsonia*.

The Stannum patient is troubled with disordered digestion, otherwise called dyspepsia. There are nausea and vomiting in the morning, or the odor of cooking causes vomiting. This last symptom is a particularly strong indication for Stannum, especially in women. There is weak, gone feeling in the stomach, as in *Sepia*; also bitter taste in the mouth. The rectum is inactive. Much urging is required to evacuate even a soft stool. The face is apt to be pale and sunken, with dark rings around the eyes. These symptoms indicate debility, with which women suffer and they are the symptoms of worms. They may call for the exhibition of Stannum when worms are present. It may be indicated even when convulsions result from the irritation of these parasites, thus placing it alongside of *Cina*, *Artemisia*, etc.

Men may require Stannum when they are hypochondriacal. They have gastralgic pains which compel them to walk about for relief, and they are so weak that this exercise is very fatiguing to them. The tongue is coated yellowish.

The Stannum patient suffers from prolapsus uteri. This prolapsus so often calls for Stannum, that Dr. Richard Hughes generally finds it useful for simple prolapsus uteri. You will find, too, that under Stannum the vagina is prolapsed. These prolapsus symptoms are worse during stool. The menses are always profuse. The leucorrhœa corresponds with the prevailing character of the drug. It is yellowish or else it is clear mucus, and is always associated with unbearable weakness. The patient is so weak that she can scarcely move about. So great is the prostration, that on dressing in the morning, she has to sit down several times to rest. There is trembling of the arms and legs. The limbs feel as heavy as lead. This weakness is always worse when descending, as when going down stairs or assuming a sitting posture.

These uterine symptoms may be associated with weak or gone feeling in the chest. The patient feels so weak she can scarcely talk.

As somewhat similar to Stannum in prolapsus uteri with aggravation of symptoms during stool, you may remember *Podophyllum*, which has prolapsus uteri with diarrhoea. The stool is usually green and comes with a rush.

As you might expect, a patient, so thoroughly weakened as to the nervous system as is the Stannum patient, must suffer from neuralgia. The general characteristic guiding you to its use is, *the pains increase and decrease slowly*. They are especially liable to occur in the course of the supra-orbital nerve. With this character to the pain, we find Stannum useful in prosopalgia following intermittent fever and abuse of quinine.

In these pains that increase and decrease slowly, the nearest remedies are *Platina* and *Strontiana carb.*

Epilepsy has been treated with Stannum, particularly when reflex from abdominal irritation as from the presence of worms in the intestinal canal. The patient has a pale face and dark rings around the eyes, and colic, which is relieved by pressing firmly on the abdomen. If the child is old enough to describe his sensations, he will complain of a sweetish taste in the mouth.

Next the action of Stannum on mucous membranes. When it is the remedy, you find that there is copious secretion from the mucous membranes. This is bland and unirritating and is yellowish or yellowish-green; hence, it is a muco-purulent secretion. Sometimes, although not so often, this mucus is tenacious, viscid and intermixed with blood. The mucus collects very rapidly in the chest and is quite easily expectorated, with great relief to the patient. The oppression, the weakness, and the tightness of the chest are all relieved when this sputum is raised. The voice which is husky and hoarse, seems to be raised in pitch by this expectoration. Dyspnoea, too, is decidedly better after expectoration. The cough is very annoying and teasing. It is worse at night and is excited by talking and walking rapidly. The patient, in addition, complains of that weakness of the chest. It seems as if he had no strength there whatever. Dyspnoea comes on worse towards evening.

Now these are the symptoms which indicate Stannum in cases of neglected cold. They also suggest the drug in what has been very properly termed catarrhal phthisis. There is marked hectic fever. The chills come characteristically at ten o'clock in the morning. Towards evening the patient becomes flushed and hot, with aggravation of his

symptoms on any exertion. At night he has profuse sweat, which is particularly worse towards four or five o'clock in the morning. Let me say here that in this hectic fever, with chill at ten o'clock in the morning, I have several times tried *Natrum mur.*, but without obtaining any benefit from it.

Stannum is a remedy which you must select with great care, or it will surely disappoint you. You must have the weakness present. When you find Stannum insufficient in catarrhal phthisis, you may think of the following remedies:

Silicea is indicated in catarrhal as well as in true tubercular phthisis when there is cough, which is increased by rapid motion. There is copious rattling of phlegm in the chest. The expectoration is more purulent than that of Stannum. There are usually vomicae in the lungs. You will find *Silicea* frequently indicated in the catarrhal phthisis of old people.

Phosphorus must often be carefully compared with Stannum, as the two remedies are frequently misused for each other. Both have hoarseness, evening aggravation, weak chest, cough, copious sputum, hectic, etc. *Phosphorus* has more blood or blood-streaks, tightness across the chest, etc.

Senega is a drug which produces great soreness in the walls of the chest and great accumulation of clear albuminous mucus which is difficult of expectoration. These symptoms are often accompanied by pressure on the chest as though the lungs were pushed back to the spine. It is especially indicated in fat persons of lax fibre. This *Senega* contains *Senegin* or *Polygalic acid*, which is identical in composition with *Saponin*, the active principle of the *Quillaya saponaria*. This also produces the same kind of relaxed cold as the *Senega* does.

Coccus cacti is useful in whooping cough, with vomiting of great ropes of clear albuminous mucus. It may be useful in catarrhal phthisis when, with this ropy phlegm, there are sharp stitching pains under the clavicles.

Balsam of Peru is indicated in catarrhal phthisis by copious purulent expectoration. We know but little concerning this drug. We must, therefore, adopt the expedient of selecting it by a process of exclusion.

Yerba santa or the *Eryodiction Californicum* is indicated when there is asthmatic breathing from accumulation of mucus. There are considerable emaciation and fever.

Among other remedies with much phlegm on the chest are, *Antimonium crudum* and *tartaricum*, *Chamomilla*, *Belladonna*, *Calcarea ostrea-*

arum, *Calcareo phosphorica* and *Ipecacuanha* (in children), *Lycopodium*, *Sulphur*, *Phosphorus*, *Balsam of Peru* (purulent sputum) *Hepar*, *Scilla*, *Yerba santa* (fever, emaciation, asthma from mucus), *Copaiva* (profuse greenish-gray, disgusting-smelling sputa); *Illicium anisatum* (pus, with pain at third cartilage, *right* or left); *Pix liq.* (purulent sputum; pain at left third costal cartilage); *Myosotis* (copious sputa, emaciation, night sweat).

In pleurisy you find *Stannum* indicated by sharp, knife-like stitches beginning in the left axilla and extending up into the left clavicle. Sometimes, they extend from the left side down into the abdomen. They are worse from bending forward, from pressure and on inspiration.

Stannum is sometimes used in functional paralysis arising from onanism or from emotions. Sometimes persons of the weak, nervous temperament I have described, are so affected by emotions as to lose the power of motion. Here *Stannum* compares with *Staphisagria* and *Natrum mur.*

LECTURE LX.

CUPRUM AND ZINCUM.

CUPRUM METALLICUM.

Cuprum.	{	SULPHUR. <i>Argentum nitricum, Arseni- cum, Veratr. alb.</i> <i>Colocynth, PLUMBUM, Cho- los terrapina.</i> STRAMONIUM, Belladonna, Hyos.
↓		
Calc. ostr.	>	{ Sugar. Albumen.

1. Blood.—
 - a. Chlorosis.
 - b. Fever.
 - c. Heart.
2. Nerves.—
 - a. Spasms.
 - b. Cramps.
 - c. Neuralgia.
 - d. Lack of reaction.
 - e. Paralysis.
3. Collapse.

CUPRUM METALLICUM and Cuprum aceticum are used interchangeably by many physicians as having the same symptomatology. The original idea of those who proposed the substitution of the latter for the former was based on the supposition that the acetate of copper is soluble, while the metallic copper is not. This applies, of course, to the crude drug, but not to the potentized preparations.

Copper has for its complement *Calcareæ ostrearum*. It is antidoted by sugar and albumen. *Hepar*, as a general antidote to the metals, comes into play as a dynamic antidote, as do also *Belladonna* and *Stramonium*. Copper possesses considerable interest as a prophylactic in disease. Workers in copper seldom contract Asiatic cholera. Here it resembles Sulphur. Unlike Sulphur, however, it is a remedy for the symptoms of cholera. It is indicated for the following symptoms: Intense coldness of the surface of the body, blueness of the skin, cramps of the muscles, the muscles of the calves and thighs are drawn up into knots. There is considerable distress, referred by the patient to the epigastrium, and this is associated with most intense dyspnœa. So intense is the dyspnœa that the patient cannot bear his handkerchief approached to his face; it takes away his breath. Now this picture of Cuprum seems to place it between *Camphor* and *Argentum nitricum*. Camphor has symptoms of collapse, like Cuprum; and *Argentum nitricum* has terrible distress in the epigastrium with dyspnœa. It differs

from Camphor in this: Camphor lacks the prominence of the cramps which are ever present in the collapse of Cuprum.

There is another condition in which Cuprum may be used, and that is in the uræmia or uræmic convulsions following cholera. The character of these convulsions will appear in a few minutes when I speak of the nervous symptoms of the remedy..

We find Cuprum indicated in chlorosis, after the abuse of iron. The symptoms are worse in hot weather.

We also find it indicated in fever with marked tendency to frequent relapses; hence in a sort of relapsing fever. It is not the specific relapsing fever, but rather a fever in which the relapses are the result of defective reaction.

Cuprum when taken in large doses, produces an inflammatory colic, presenting a combination of neurotic with inflammatory symptoms; these are gastro-enteric. We find the abdomen as hard as a stone; the bowels are at first obstinately constipated, the constipation being succeeded at times by bloody greenish watery stools. The vomiting is terrific and is spasmodic in its character. It seems to be relieved by a drink of cold water. Here it is very different from *Arsenicum*, *Veratrum* and other remedies. Now what takes place in this group of symptoms? In the first place, Cuprum not only acts upon the bowels inflaming them, but it acts upon the nerves, causing constriction of fibre, particularly of the involuntary muscular fibres, as in the bloodvessels, and with this we have direct irritation producing inflammation. Now, to clearly understand the character of Cuprum, you must remember the other side to this picture. This condition is soon followed by collapse with great prostration, from which it is exceedingly difficult for the patient to rally. Thus we have as a remote symptom of Cuprum, and one, too, which has been greatly neglected, lack of reaction. We have seen that quite a number of remedies are useful in this condition. We all know that *Sulphur* may often be used; we have learned under what circumstances *Carbo veg.* is called for; that *Laurocerasus*, *Valerian* and *Ambra grisea* are suited in some nervous temperaments; *Capsicum* in flabby, lazy individuals of lax fibre, and *Psorinum* in well-marked psoric cases. But here we have, when Cuprum is the remedy, a tendency of all the symptoms to relapse. Especially is it an indication when this lack of reaction occurs in persons who are thoroughly "run down" by over-taxing both body and mind. I know of a case in which Cuprum prevented paralysis of both legs, and this was the indication, overtaxing of both brain and body.

So, too, in pneumonia, we may have to use Cuprum to bring about reaction before the appropriate remedy will cure. It is indicated by sudden suffocative attacks, with coldness of the surface of the body, with great prostration and dyspnœa disproportionate to the amount of solidification. The body is covered with a cold viscid sweat.

The main action of Cuprum and that which will call for its most frequent use in practice, is on the nervous system. We find it indicated, for instance, in spasms with affections of the brain, as in meningitis. No remedy in the materia medica excels it, and very few equal it, in this direction. We find it indicated when there has been an eruption suppressed, whether that be scarlatina, measles or erysipelas. The symptoms which call for it are these: Delirium of a violent character very much like that of Belladonna, the patient bites the offered tumbler, loquacious delirium on awaking from sleep, or on becoming conscious he appears frightened. Here it is the exact counterpart of *Stramonium*. But it is a far deeper acting remedy than *Stramonium*. The convulsions usually start from the brain with blueness of the face and lips, the eyeballs are rotated and there are frothing at the mouth and violent convulsive symptoms, especially of the flexor muscles. The convulsion is followed by deep sleep. Now this spasm, especially if epileptic, may be ushered in by a violent shriek or cry. There is grinding of the teeth.

Cuprum is indicated not very frequently in neuralgia, but it may sometimes be used in sudden attacks of neuralgia with active congestion affecting the nervous supply of the involuntary muscles.

Cuprum arsenicosum I have used in the third potency, on the recommendation of Dr. J. H. Marsden, for neuralgia of the abdominal viscera. I have prescribed it in cases in which no other remedy seemed to be indicated, and I believe with excellent success.

ZINCUM.

ZINC.	{	Nervous depression.
		Undeveloped diseases from enervation.
	{	Brain.
		{ Hemispheres.
		{ Sensorium.
		{ Pons, medulla.
	{	Spine.
		Anæmia.
		Organs.
		Skin.

Zinc.	{	Belladonna, Cuprum, Stramonium.	
		Hyoscyamus.	
		Calcarea ostrearum.	> Ign.
		Camphor.	< Nux vom.
		Plumbum.	> Hep.

Zincum metallicum is the zinc preparation we most frequently use. You will notice the very peculiar fact that two preparations containing strychnia, *Nux vomica* and *Ignatia*, hold opposite relations to Zinc. *Ignatia* follows Zinc well, and may even act as an antidote to its effects on the nervous system. *Nux vomica* tends rather to increase the effects of Zinc, in fact is inimical to it. *Hepar* also antidotes Zinc, as it does every other metal. It is a safe remedy to fall back on in cases of metallic poisoning when the symptoms point to no special antidote.

I have had mapped out on the board something of the sphere of action of Zinc. I wish to impress on you all that this is not placed here as an exhaustive analysis of the remedy, nor is it intended to teach you that you are to use Zinc only in the diseases here named. This table is only for convenience sake, to give a sort of starting point around which you may group the symptoms of the remedy.

In poisonous doses the salts of Zinc cause formication, that is, a sensation as of ants creeping over the body. This creeping or tingling is relieved by rubbing or by pressure. There is even a tremulous vibration all through the body. This is experienced by the patient, and is noticed, too, by the observer. Later, there appear fainting spells, with a great deal of numbness and deathly nausea. As soon as water touches the stomach, it is vomited. This is increased by acids, so, if any one should give the patient vinegar or lemon-juice, it only adds to his torment by increasing the nausea. With all this, there is vertigo. The head reels, the eyes feel as if they were being drawn together, and there is hard heavy pressure at the root of the nose. These symptoms are followed by convulsions and stupor, and finally, if the poison cannot be antidoted, by death. I would warn you, too, if you meet with such a case of poisoning, do not give wine or other stimulants, for every symptom of Zinc from head to foot is made worse by wine.

Other remedies having aggravation from drinking wine are *Rhododendron*, *Glonoin*, *Nux vomica*, *Selenium*, *Ledum*, *Fluoric acid*, *Antimonium crudum* and *Pulsatilla*.

Glonoin has congestive headache, made worse by wine.

Ledum is indicated in drawing pains in the joints, made worse by drinking wine.

Fluoric acid has aggravation from red wines.

Antimonium crudum is suited to the bad effects of Rhenish sour wines.

Workers in Zinc, after ten or twelve years' exposure, suffer from the following symptoms: Pains in the back; sensitiveness of the soles of the feet; formication, numbness and coldness of the legs; sensation as of a band around the abdomen; cramps and twitching of the muscles. Reflex excitability is increased so that irritation in one part of the body will produce violent jerking in another. Muscular sensibility is lessened, hence the patient staggers when his eyes are closed, or when he is in the dark. There are muscular tremors which almost simulate those of shaking palsy. Still later, the gait becomes stiff, motions are spasmodic. From involvement of the sympathetic nervous system there are anæmia and progressive and general emaciation.

In studying Zinc as a remedy, we are to remember, then, that it is a medicine which acts prominently on the nervous system. This influence, which it has on the nervous tissue, is one rather of depression than stimulation. It weakens the cerebro-spinal nerves, and also those of the sympathetic, or ganglionic nerves more accurately called. It is, therefore, to be used in those diseases in which there is weakness of the nervous system. One very useful condition in which we may employ this drug comes under the second heading, undeveloped disease from enervation. By that I mean that Zinc is an invaluable drug when the patient is nervously too weak to develop a disease, and hence he suffers all the consequences of hidden disease, or disease spending its force on the internal organs. To give you an illustration of this in exanthematous diseases, we find Zinc called for in scarlatina, or in measles when the eruption remains undeveloped. As a result of the non-development of the disease, the brain suffers, as we shall see presently.

Now, as another evidence of this nervous condition of non-reaction, we find pains in the ovaries which are relieved during the menstrual flow. Occasionally you will find Zincum indicated in catarrhal asthma. This asthma is accompanied by great constriction of the chest (*Cadmium sulph.*, *Kali chlor.* and *Cactus g.*), and is relieved as soon as the patient can expectorate. So, too, in the male organs there is a local irritation which may be the result of spinal irritation, or self-abuse. This irritation is relieved by a seminal discharge.

Again, during dentition, from failure to develop the teeth, the child has slow pulse, seeming to come in long waves; it is drowsy, and lies with the back of the head pressed deeply into the pillow, with the eyes half-closed and squinting, the face pale and rather cool, or alternately

red and pale. The child gives forth loud cries, not exactly the *cri encephalique*, but something akin to it, with trembling all over, boring the fingers into the nose (as you find under *Cina*, *Arum triphyllum*, *Veratrum* and a few other reinedies), or pulling nervously at the dry, parched lips. That will remind you of *Arum triphyllum*, too. There will be automatic motion of different parts of the body, usually the arms and hands, and, particularly, restless, fidgety movements of the feet. That last is a very strong indication for Zincum. If still conscious enough to take water, he drinks it hastily. In extreme cases the abdomen is hot and sunken, and the stools and urine involuntary. In milder brain symptoms we find the child delirious, as if frightened on awaking. It seems to know no one. It rolls the head from side to side. It may have convulsions, with anxious screams and springing up out of bed, gnashing the teeth and rolling the eyes. The child is exceedingly cross and irritable before the attack, with hot body and great restlessness, particularly at night.

Zincum may be indicated in chorea or St. Vitus's dance, when caused by fright or suppressed eruptions, especially when the general health suffers very much. There are great depression of spirits, and irritability.

Still another form of cerebral trouble calling for Zinc is meningitis. Here it is indicated when, in the beginning either of a case of rheumatism, or in fact from any cause, you find these sharp, lancinating pains through the head; they are worse from wine, or from anything that stimulates. There are, also, pressing, tearing pains in the occiput, particularly about the base of the brain; and these pains seem to shoot through the eyes, and, sympathetically, into the teeth. There is a very distressing, cramplike pain at the root of the nose, just as we found in the poisoning symptoms. Now these symptoms will suggest Zinc to you in quite a variety of ailments, but especially in meningitis arising from the non-development of an eruption.

So you find Zincum indicated in scarlatina with the brain symptoms that I have mentioned, and with the following additional symptoms: The eruption is imperfectly developed; the skin is rather livid; the child is restless and delirious, or else quiet and unconscious; even in the smooth or Sydenham scarlatina, Zinc may supplant Belladonna by reason of this enervation of the child. A still worse case than this may occur, and still Zincum be indicated, and that is, where the skin is bluish and cold, the body is heavy, and the pulse is almost thread-

like, it is so weak and volumeless. Let us now compare Zincum with other remedies.

Cuprum has cerebral symptoms, convulsions with screaming out, clenching of the thumb into the palm of the hand, boring of the head into the pillow, and predominant spasm of the flexor muscles; the face is usually red, or even purple; the teeth are clenched; the child foams at the mouth; it awakens from its sleep frightened, and does not know anybody about it, just as in *Zincum* and *Stramonium*. All these symptoms in *Cuprum* are the result of a suppressed eruption. In the *Zinc* they are due to an undeveloped eruption. The symptoms are more violent under *Cuprum*; they are more like those of active inflammation.

In the *Belladonna* scarlatina the case is different. *Belladonna* is indicated in the smooth variety of scarlatina, in the early stages. The vomiting is violent, and the cerebral symptoms prominent. There are screaming out, wild look about the eyes, and redness of the face. The throat is bright red and swollen, and the tongue covered with elevated papillæ; the patient springs up from sleep screaming, and clings to those about it. Suppose, however, this case goes on, and the rash does not come out; the child becomes pale and livid; it rolls its head in the pillow, grinds its teeth, and screams out whenever you move it, and the feet are restless; then *Belladonna*, *Cuprum*, or *Lachesis* will do no good; no remedy but *Zinc* will.

If the case goes on in spite of *Zinc*, and the skin becomes livid and cold, the pulse filiform, *Camphor* may still bring about reaction, especially if there is cold sweat.

In some cases *Veratrum album* will come in.

In still others, I would have you remember *Hydrocyanic acid*.

Calcarea ostrearum is often forgotten in scarlatina. It is to be placed alongside of *Zinc*, particularly in scrofulous children, when the rash is either undeveloped, or else recedes leaving the face unnaturally pale and bloated.

Zincum is indicated in several forms of headache. One of them is a stinging, tearing headache, worse in the side of the head, greatly increased by wine; this headache is also worse after dinner. Sometimes, you will find *Zinc* indicated in obstinate pain in the head, obstinate in its persistence, yet intermittent in its quality, now very severe, and now fading away, but continually returning. It is also indicated for pressure on the top of the head, increased after dinner.

You will also find *Zincum* indicated in hydrocephaloid, following

cholera infantum. The child rolls its head ; it awakens from sleep as if frightened, and looks around the room terrified ; the occiput is apt to be hot and the forehead rather cool ; there is grinding of the teeth ; the eyes are sensitive to the light, and are fixed and staring ; the face is sunken and pale, or alternately red and pale ; the nose is dry ; there is jerking of the muscles during sleep ; and last, but not least, there is constant fidgety motion of the feet. In hydrocephaloid, Zincum is closely allied to *Calcareæ phos.*

Next, I would like to speak of the action of Zincum on the spine. Zinc is a good remedy in diseases of the spine of a functional character, especially in spinal irritation. The symptoms which call for it are these : First and foremost, dull, aching pain about the last dorsal or first lumbar vertebra, and this is worse when the patient is sitting than it is when he walks. That symptom, I can assure you, is a good indication for Zinc. I think that very nearly the same symptom is found under *Sepia*. It is not situated in the same locality, however, but has the same aggravation. It is also found characteristically under *Kobalt*. This backache under Zincum is associated with burning along the spine, which burning I believe to be purely subjective and not congestive in character. We also find under Zinc, trembling of the limbs, with a feeling as if they were about to be paralyzed ; sudden spasmodic bursting sensation about the heart ; the heart seems to be beating regularly, when it suddenly seems as if it would burst through the chest ; constriction of the chest causing shortness of breath ; the pulse is slow, or weak and irregular ; weakness or goneness in the stomach at 11 A.M. This last symptom you will also find under *Phosphorus*, *Natrium carb.*, *Sulphur*, and *Indium*.

Zincum is also indicated in paralysis from softening of the brain, following suppressed foot-sweat, with vertigo, trembling, numbness and formication. These symptoms are relieved by friction, and greatly aggravated by wine. There may be marked ptosis with this paralysis.

In these paralytic affections Zincum is similar to *Phosphorus* and *Plumbum*. It is similar to Phosphorus in that both remedies suit cases of enervation and of softening of the brain with the accompanying trembling. Phosphorus has not the aggravation from wine nor the ptosis.

Plumbum has nearly the same symptoms as Zinc, but there is added to these, impaired nutrition, or atrophy of the paralyzed part. There will be pains in the atrophied limbs, alternating with colic.

Now a word or two as to some local effects of Zinc, and we will have

done with the remedy. First of all, we find it indicated in some affections of the eyes; for instance, in amblyopia which is accompanied by severe headache, which is probably dependent upon some organic change in the brain or its meninges, and with severe pain at the root of the nose. The pains are particularly worse at the inner canthus of each eye. The pupils are contracted.

We may also use Zinc for opacities of the cornea, following repeated and long-lasting attacks of inflammation of that membrane. The best preparation here is *Zincum sulphuricum*.

Pterygium may be removed by Zinc, particularly if there are smarting and stinging pains at the inner canthus.

Zincum is also useful for granular lids. *Zincum sulphuricum* is here preferable to the metallicum.

It is also indicated in prosopalgia when the pains are severe and are accompanied by blueness of the eyelids.

Zincum has marked gastric and hepatic symptoms. It produces bitter taste, which is referred by the patient to the fauces. As soon as a spoonful of water reaches the stomach it is ejected. Heartburn is present, and this is increased by wine and also during pregnancy. When occurring during pregnancy it is apt to be accompanied by varicose veins of the legs. Hunger is particularly manifested towards noon. Zincum also affects the liver. You will find recorded in the original provings a symptom, the exact language of which I have forgotten, but which is in substance this: There is a feeling as of a hard tumor in the neighborhood of the umbilicus, and this is accompanied by griping pains. This symptom has led to the use of the drug in enlargement of the liver.

Zincum affects the abdomen something like Plumbum, producing griping pains about the navel, with most obstinate constipation. This is accompanied by a great deal of pressure backwards, as though the abdomen was being drawn back toward the spine. Now in almost all cases in which Zincum is useful you will find that the predominant pressure is on the sides of the abdomen; so it must affect principally the ascending and the descending colon. The urine often contains blood; it is sometimes turbid and loam-colored, and has a yellowish sediment. The patient cannot pass urine unless he sits cross-legged, and that, too, though the bladder be full.

The cough of Zinc is spasmodic, as if it would draw the chest in pieces. The sputum may be bloody. This is particularly noticed just before or during a menstrual period. It is also aggravated by eating

sweet things. You will sometimes find Zincum helping in children, who, every time they cough, put their hands on the genital organs.

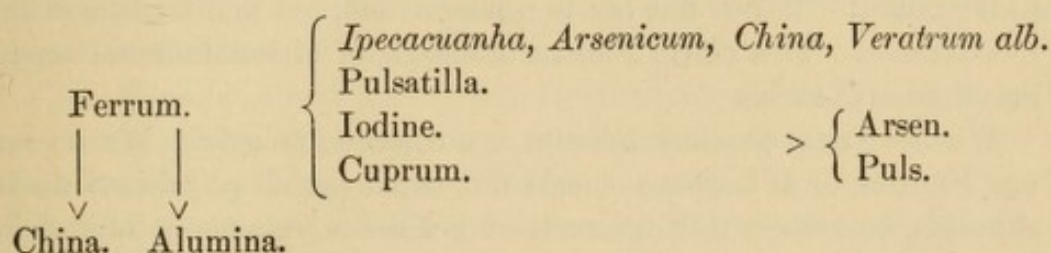
In its action on the male genital organs Zincum is similar to *Conium*. It is indicated in spermatorrhœa following long-lasting abuse of the genital organs, with great hypochondriasis. The face is pale and sunken, with blue rings around the eyes. There is great local irritation. The testes are drawn firmly up against the external ring. It differs from *Conium* in that the latter remedy lacks the excessive irritability.

Zincum is also useful in diseases of the female organs, especially for irregularity in the menstrual function, particularly when it is associated with ulceration of the cervix uteri and boring pain in the left ovarian region. All the symptoms improve at the onset of the menstrual flow.

LECTURE LXI.

FERRUM AND THE MAGNESIA SALTS.

FERRUM METALLICUM.



FERRUM has two complements, *Cinchona* or *China*, and *Alumina*. Ferrum and Alumina are complementary in chlorosis; and Ferrum and Cinchona in anæmia from loss of animal fluids.

Now the best antidote I know of to Iron is *Pulsatilla*. And, as good fortune will have it, *Pulsatilla* also antidotes *Cinchona*, which is so frequently given in combination with Iron by old school physicians.

Ferrum acts best in young persons, male or female, who are subject to irregular distributions of blood. The cheeks are flushed a bright red, giving them an appearance of blooming health; and yet this is only a masked plethora. When they are unexcited and quiet they are apt to be pale and the face has an earthy color. Among the evidences of this irregular distribution of blood we have the following symptoms: Violent hammering headache, which is usually periodical in its return and worse after twelve o'clock at night; nose-bleed, with bright red flushing of the cheeks; the nose is filled with dark, clotted blood during an attack of catarrh; asthma, associated with an orgasm of blood to the chest, and which is worse after 12 P.M., at which time the patient must sit up and uncover the chest. He uncovers the chest to get cool, and sits up in order to breathe. Ferrum is also suited to hæmoptysis, especially in young boys or girls who are subject to consumption and who are just in the incipient stages of phthisis florida. Almost all these symptoms are excited by any emotion and are accompanied by great fatigue, despite the appearance of health. Even the neuralgia which Ferrum may cure has fulness of the bloodvessels as a concomitant condition. This neuralgia is excited by washing in cold water, especially

after being overheated. The pains are of a throbbing character, and are worse at night. Almost all of these symptoms, both the congestions and the pains, are relieved by slowly walking about. Now you may understand the action of Ferrum if you remember this one quality of the drug. It has the power of dilating the bloodvessels, probably by diminishing the action of the vaso-motor nerves; hence you do not find a full bounding pulse, as under Aconite, but a full, yielding pulse. You will find, when Ferrum is indicated, that the walls of the abdomen are sore, as if bruised. This is due not to inflammation, but to dilatation of the bloodvessels. This places Ferrum alongside of Gelsemium and separates it from Aconite.

We have next to study Ferrum as a chlorotic remedy. We do not use Ferrum, or at least we should not, as allopathic physicians do in chlorosis, because in this disease there is a defective amount of iron in the blood. That is not the homœopathic principle for giving the drug. The homœopathic principle is to correct the defective supply of hæmatin which lies back of the want of iron in the blood. This deficiency is due not to want of iron in the food taken but to want of power on the part of the system to assimilate it. Therefore Ferrum is not *the* remedy in chlorosis. It may, however, be indicated in that disease when the following symptoms are present: In the first place, in a general way, it is called for in erethistic chlorosis; that is, chlorosis with erethism of blood. It is usually aggravated during the cold weather, less so, however, than it is during warm weather. The face is ordinarily of a pale, waxen or earthy hue and subject, at every little emotion, to flush up red. The slightest emotion of pleasure or distress, the sudden entrance of any one into the room, the meeting of a stranger and, in fact, anything that is calculated to disturb the mind, causes flushing up of the face. The cheeks become bright red. Now this is not a true plethora; it is a masked case. The face is really of an earthy hue, but flushes up on any little emotion. The stomach is always out of order, the patient being subject to gastralgia and heavy pressure in the region of the stomach. With this there is a feeling as if something rolled into the throat and closed it like a valve. There is great aversion to meat, and, in fact, to anything that is really nourishing. Food has little or no taste. The patient has frequent spells of nausea, which come as soon as he eats, or periodically at 12 P.M. Here it reminds one of *Arsenicum*. Mucous membranes are abnormally pale. For instance, the vermilion of the lips is exchanged for a simple pale pink. In the case of a male patient the glans penis is shrivelled and white, almost as

pale as the prepuce. So, too, the cavity of the mouth and the gums are almost white, showing this bloodlessness. The menses are profuse and consist of watery and lumpy blood, and are attended with labor-like pain in the abdomen. The patient is very inactive; it is with great effort that she can stir herself out. She is relieved by exercise. She is chilly during most of the day, with bright red flushing of the cheeks in the evening. There is palpitation of the heart, with well-marked bellows murmur. The bloodvessels all over the body throb violently. Sometimes the anæmia progresses so far that the patient becomes affected with œdema of the feet.

The Ferrum patient is subject to frequent congestive headaches, with pulsating pain in the head, worse usually after midnight. The face is fiery red during the attack, and the feet are cold. It is here very much like *Belladonna*, but is indicated in a very different class of cases from those calling for that remedy. Such patients always complain of vertigo or dizziness, which is worse when they rise suddenly from a lying to a sitting posture. Walking over a bridge or by some running water or riding in a car or carriage also causes this vertigo. These are the cases in which you will find Ferrum to succeed. An English physician has advised that Ferrum be administered after a meal instead of before. He thinks it acts better then. I do not know whether this is so or not. Another use that we may make of Ferrum, arising from its tendency to produce ebullitions of blood, is in phthisis florida. It is indicated in young people who are subject to tuberculosis, here rivalling the well-known Phosphorus. It is indicated more than Phosphorus when there is this apparent plethora, with great oppression of the chest from any little exertion. The nostrils dilate and work hard with the efforts to breathe. There is frequent epistaxis or nose-bleed, and also hæmoptysis, the blood being bright red and coagulated. The cough is of a dry, teasing character, and is made worse after drinking anything warm. It is usually associated with bruised, sore feeling in the chest, and with dull, aching pain in the occiput. In addition to this erethistic phthisis, we may have Ferrum indicated later in the case when expectoration is purulent and greenish and has a very bad odor, and is mixed with blood streaks.

This reminds me of a salt of Ferrum, *Ferrum phosphoricum*. This is a remedy which was suggested by Schüssler in all cases of inflammation before exudation has taken place. He bases his prescription on the combined effects of Ferrum and Phosphorus. Ferrum phos. stands midway between Aconite and Gelsemium. In fact it develops that

stage of inflammation which the pathologists describe as indicated by enlargement of the bloodvessels, with paresis of the vaso-motor nerves.

Schüssler proposed Ferrum phos. as a substitute for Aconite. It has been given so many times that I now offer it to you with these qualifications. The indications for Ferrum phos. are these: The pulse is full, round and soft; the inflammation has not yet gone on to exudation; the discharge, if it is a mucous surface that is affected, is blood-streaked. In other words, the condition calling for it, is surcharging of the bloodvessels. If a patient with phthisis should take cold, and so become greatly prostrated, and have this blood-streaked expectoration, Ferrum phos. even in the two hundredth potency will quickly quiet the pulmonary congestion. So, too, in the secondary congestion following pneumonia. The right lung, for instance, is inflamed, when suddenly the left becomes congested. Here Ferrum phos. again acts. Or, again, on a warm summer's day, a child is exposed while perspiring, and the perspiration is checked. In consequence of this, inflammation of the bowels sets in. The stools are watery and bloody. Here, again, is a case for Ferrum phos. In the beginning of dysentery, Ferrum phos. never does any good if there is tenesmus. Then you will have to give *Mercurius* or some other remedy.

We may use Ferrum metallicum itself in diarrhœa. The stools contain undigested food, and come so soon as the patient attempts to eat. In summer complaint of children or cholera infantum, we find these symptoms recurring quite regularly or periodically just after midnight, when the lienteric stools may be accompanied by periodical vomiting. These symptoms of Ferrum place it with Cinchona and Arsenic in a little group of diarrhœa remedies and rather in advance of *Oleander*, this last-named drug being indicated when the lienteric stools occur hours after eating. For instance, the child passes one day that which he had eaten the day before. With *Cinchona* and *Arsenic*, the stool appears more after than during eating.

Argentum nitricum may also be thought of in these cases of diarrhœa. It seems as if the child had but one bowel, and that extended from mouth to anus.

In uterine hæmorrhages, Ferrum is useful when there is a flow of bright red blood, often mixed with coagula, and this is associated with a great deal of flushing. The face, which is ordinarily earthy and sallow, becomes bright red and flushed, breathing becomes rapid and a little labored, just as it is in *Ipecac*. The pulse itself is very much increased in frequency and in strength. Ferrum in hæmorrhages

seems to stand between Cinchona and Ipecac. Like *Cinchona*, it is suited to very much prostrated cases in persons naturally anæmic. It is allied to Ipecac., in the bright red gushing flow of blood and the difficulty of breathing.

Ipecac. suits hæmorrhage that comes with a gush. It may be associated with nausea and it may not, but there is very apt to be loud, hurried breathing.

Lastly, Ferrum is indicated in intermitting types of fever, particularly after the abuse of quinine. You find during the heat, distension of the bloodvessels, particularly about the temples and face, throbbing headache, enlargement of the spleen, and even dropsy.

MAGNESIA CARBONICA.

Magnesia carb. { Arsenicum, Phosphorus.
Belladonna, Camphor, Pulsatilla, Merc., Colocynth.
Ratanhia, Sepia, Cocculus.

> Pulsatilla.

> Rheum.

> Chamomilla.

> Belladonna.

Magnesia is much used in one form or another by allopaths as a purgative medicine. When thus abused, several results may follow. The constipation for which it has been prescribed may be made worse, when *Nux vomica* will have to be prescribed.

Rheum is also to be given for the abuse of Magnesia when diarrhœa, with sour, slimy stool and tenesmus, results.

Pulsatilla may be useful in some symptoms.

Colocynth is called for in case griping pains result from abuse of Magnesia.

Chamomilla is indicated when Magnesia causes neuralgia.

Almost all the symptoms of Magnesia carb. seem to centre around the action of the drug on the gastro-intestinal organs. All other symptoms depend upon this action more or less, or else are secondary in importance. To describe the Magnesia carb. patient to you, I must say that the drug acts on both adult and child. If the patient is a child, you will find it puny and sickly from defective nourishment; milk is refused, or if taken, causes pain in the stomach, or is passed undigested. The child is subject to frequent griping, colicky pains which are very

much like those of *Colocynth*. The child draws its limbs up to relieve these abdominal pains. The stools are characteristically sour, green, and slimy, and are preceded by much griping and rumbling in the bowels, and have been very aptly compared in appearance to the scum on a frog-pond. Sometimes, when the stool is not exactly diarrhœic, it looks as though there were lumps of jelly in it. In severe cases, you will find the child poorly nourished and its mouth full of aphthous ulcers, which are simply indications of the impoverished state of the system from defective nutrition. With these symptoms you can see how Magnesia carb. may be used for marasmus in children. There are several drugs which are here very similar to Magnesia carb., and it will be well for us to consider them.

In the first place, Magnesia carb. is similar to *Colocynth*, in that it has griping, colicky pains, doubling the child up, but it is distinguished from that remedy by the green, slimy stool.

Still greater is the resemblance between Magnesia carb. and *Rheum*. Here the resemblance lies in the sour, slimy stool. The former is the deeper acting remedy of the two, and if you are in doubt as to which to give, *Rheum* should precede. I must say that *Rheum* is a rather treacherous remedy. With the sour, slimy, frothy stools it has griping colic and twitching of the muscles of the face and fingers during sleep.

Chamomilla resembles Magnesia carb. in many cases, particularly in diseases of children. In both remedies anxiety and restlessness are prominent. But in *Chamomilla* there is a yellowish-green stool, looking like chopped eggs. Both remedies have relief from moving about, and both have griping pains before stool, and both have irregularity in feeding as a cause of the illness.

Magnesia carb. is also similar to *Calcarea ostrearum*. Both have sour stool, rejection of milk, and imperfect nourishment of the body. *Calcarea*, however, may readily be distinguished from the other by the sweat on the head, face, and scalp, by the damp and cold feet, and by the enlargement of the abdomen.

If the Magnesia carb. patient is an adult, we may have some of the following symptoms to guide us: The gastric and hepatic symptoms predominate. The patient suffers from what has been termed acid dyspepsia. Food, such as cabbage and potatoes, and starchy food generally, are indigestible in such cases. Pregnant women may require Magnesia carb. when they suffer from toothache, and when the pains are worse at night and force the patient to get up and walk about.

There is another remedy which I shall mention in this connection, one which you would hardly think of. Some years ago, it may be twenty, a physician of this city was treating a lady in the first months of pregnancy who suffered terribly from toothache. He gave her Magnesia carb. and other remedies. Still the pain continued. Dr. Lippe was called in consultation, and he thought of *Ratanhia*, which has toothache at night, compelling the patient to get up and walk about. You can remember these two remedies then, and you may place them with *Chamomilla*, which is complementary to Magnesia carb.

The menses are usually late and scanty, and they have this peculiarity: They flow more at night or on first rising in the morning. This is true whether they be profuse or scanty. In all the Magnesia salts the menstrual flow is dark or black, almost like pitch.

Magnesia carb. also has some relation to rheumatism, to affections of the muscles and joints. It is suitable for rheumatism in the right shoulder. It also has rheumatic pains in the limbs, which are worse after a long walk, better from warmth, and worse in bed.

Sanguinaria is similar to Magnesia carb., in that it has rheumatism affecting the right deltoid muscle. Several years ago I used *Sanguinaria* quite a number of times without any effect, and I became so disgusted with it that I announced to the class that I did not believe in it. Within a week after that I had two cases promptly cured by it.

Nux moschata is indicated in rheumatism affecting the left deltoid.

There are two cases of cataract on record as having been cured by Magnesia carb.

MAGNESIA MURIATICA.

Magnesia mur.	{	Caulophyllum, Actea racemosa. Chamomilla, Pulsatilla, Mercurius. Sulphur, Lycopodium, Sepia. Phosphorus, Ignatia.
		> Chamomilla.

The next remedy of which I shall speak is the Chloride of Magnesia or Magnesia mur. This remedy acts particularly on women and children, especially in hysterical women and in scrofulous children.

It is indicated in women who suffer from hysterical paroxysms, with the following symptoms: After dinner the patient is seized with nausea, trembling and fainting spells. These occur after dinner because that is the principal meal, and more is eaten then than at other times. The

patient is anxious and restless, and is always made worse from mental exertion. The headaches are described as congestive, with sensation as of boiling water in the cranium. The pains are referred to the temples and seem to be relieved by firm pressure with the hands. They are also better from wrapping the head up warmly. The patient also complains of a sensation as of a ball rising from the stomach into the throat. This is relieved by eructation. This shows that the accumulation of gas in the stomach is the cause of this reflex symptom. She also has bearing down in the uterine region and uterine spasms. The menses are black and pitch-like, and are accompanied by pain in the back when walking, and in the thighs when sitting. She also has leucorrhœa after every stool, or following the uterine spasms. In nearly all these cases in which Magnesia mur. is indicated, you will find characteristic constipation, in which the stools are passed with great difficulty, being composed of hard lumps, or they are so dry that they crumble as they pass the anus. If you find that symptom present with the uterine symptoms, you may be sure that Magnesia mur. will help the patient.

In other cases we find the liver affected. Magnesia mur. is one of our best remedies for liver disease. The liver is enlarged and the abdomen bloated. There are pains in the liver, which are worse from touch or from lying on the right side. The tongue is large, coated yellow, and takes the imprint of the teeth. You will see at once how this resembles *Mercurius*. The feet are often œdematous from interference with the portal circulation, and there are palpitation of the heart and dyspnœa, both of these last-named symptoms being reflex symptoms from the hepatic disorder. You will also find this crumbling stool. Frequently we find Magnesia mur. indicated in the enlarged liver of children who are puny in their growth and rachitic. They suffer too from skin affections. They have what is known as tinea ciliaris, an eruption which occurs at the roots of the hairs, particularly of the eyelids. The hairs drop out. A scaly eruption appears around the hairs, the skin ulcerates, and the hairs drop out. With this tinea there are pimples on the face, and acrid ozæna, with redness and swelling and scaliness of the nose. With these symptoms there is sweat of the feet.

A general characteristic of Magnesia mur. belonging to either men or women, is palpitation of the heart, which is worse when the patient is quiet, and better from moving about. That symptom has been confirmed many times. Then there is another symptom which occurs

frequently in women, and that is inability to pass urine without pressing on the abdominal walls.

The analogues of Magnesia mur. must be studied here, or else you will not be able to separate it from similarly acting drugs. We find that in uterine spasms, *Caulophyllum* and *Actea racemosa* act like Magnesia mur. I must say that I believe *Caulophyllum* leads the list. I know of no other drug which produces such continued spasmodic condition of the uterus unless it be *Secale*.

Silicea ought to be mentioned as similar to Magnesia mur. in the treatment of scrofulous children. Both remedies have sweating of the feet, enlarged liver, rachitis, and ozæna. The difference lies in this: The *Silicea* patient has offensive smelling sweat, both of the feet and of the head. That is one good distinction. There are many others. There is a resemblance between the headaches of the two remedies. *Silicea* and Magnesia mur. both have headache, relieved by wrapping the head up warmly.

Mercurius is similar to Magnesia mur. in liver affections. It is distinguished from the latter by its diarrhœa, with tenesmus, or, more exceptionally, with gray or ashy stool.

Also similar to Magnesia mur. is *Ptelea*, which is useful in congestion of the liver when there is a feeling as of weight and pressure in the right hypochondrium. The liver is found to be enlarged. The patient finds relief by lying on the right side. I may say that the Magnesia salts have been placed with Zinc as remedies acting on the nervous system. This fact led Schüssler to Magnesia phos. as a nerve tonic.

LECTURE LXII.

BARYTA CARB., STRONTIANA CARB., AND LITHIUM CARB.

BARYTA CARBONICA.

BARIUM and strontium are very closely related to each other chemically. Of the elements themselves we have no provings. The carbonates of these have, however, been proved, as have also the Muriate and Sulphate of Baryta. Baryta is somewhat of a poison. There are not many cases of poisoning by it on record, because it is rarely used in domestic practice.

Baryta carb. has Antimonium tartaricum as its complement, particularly in the complaints of old people.

Animals poisoned with Baryta carb. exhibit some irritation of the abdominal organs, resembling great inflammation there, with increased peristaltic action of the bowels. The heart, too, is affected by it, the animal apparently dying from paralysis of the cardiac muscle. This paralysis happens in systole. Its action is here very much like that of Digitalis. So much for the toxic action of Baryta.

In all its symptomatology, we find Baryta corresponding to the extremes of life, age and childhood; to old age, when there are mental symptoms and bodily weakness, and to children, when there is in addition, scrofula. The child to whom we may give Baryta effectively, is almost an imbecile. He, very unnaturally, shows no desire to play; he sits in a corner doing nothing. He cannot remember well, and is slow in learning to talk, to read, and to understand. This slowness in learning to talk does not come from defect in the apparatus of speech, the tongue, for instance, but it is the result of mental weakness. The child is rather emaciated, with the exception of the abdomen, which is large. The face, also, is bloated. He may have a voracious appetite, but food is not appropriated by the system, because of the diseased condition of the mesenteric glands. Adults, especially old people, have a rather peculiar aversion to strangers, and shun the approach of any unfamiliar face. They seem to have a fear of the presence of others. They imagine that they are being laughed at. They are easily angered and suffer from cowardice. You all have seen similar symptoms to those

in persons of a half-imbecile state of mind from disease, whether in old age or in early life.

You may use Baryta carb. for old people when they suffer from paralysis, particularly paralysis following apoplexy. Very frequently in old people, the brain shrinks and, as the skull does not yield, there would be a vacuum formed, were it not that an effusion of serum takes place. This is followed by a more or less severe paralysis. You will find in such cases, that the patient is childish, and has loss of memory, trembling of the limbs, and well-marked paralysis of the tongue. Baryta carb. is one of the few remedies that cause positive paralysis of the tongue. You will see these paretic symptoms shown also in children of this half-imbecile character of which I have spoken. The mouth is kept partly open and the saliva runs out freely. The child has a silly, vacant look, showing at once that it is *non compos mentis*.

Both the Muriate and the Carbonate of Baryta may be used in multiple sclerosis of the brain and spinal cord. This is not an uncommon disease in infants and children.

When associated with the symptoms just enumerated, you may use Baryta for non-development of the brain in early childhood. The Chloride of Baryta has been used by old school physicians for this sclerosis, and with more or less success.

The remedy which most resembles Baryta here, is *Causticum*.

The use of Baryta in catarrhs demands attention. It is one of the best remedies we have for the tendency to tonsillitis, particularly in scrofulous children. Every little exposure to damp or cold weather awakens anew the inflammation of the tonsils. This is not a simple sore throat, a swelling up of the mucous lining of the fauces with trouble in swallowing, but it is an actual inflammation of the tonsils with formation of pus. In these cases you will find enlargement of the glands in the neck, under the jaw, and behind the ear. It is one of our remedies to prevent the return of this catastrophe. It changes the constitutional tendencies of the patient. It is thus more the remedy for the effects of the trouble than for the acute symptoms. The local symptoms for the throat are principally these: The right side of the throat is worse than the left, just as you find under Belladonna; the throat feels worse from empty swallowing. In reference to tonsillitis, I frequently use the same prescription that I employ in diphtheria, namely, a gargle of alcohol and water. This seems to remove the accumulation of phlegm from the throat.

Baryta may also be used in children who, in addition to this tonsillitis, have post-nasal catarrh. Scabs form in the posterior nares. The upper lip and nose are swollen, just as you find in *Calcareo*, but the mental symptoms are different.

Baryta is also called for, for a chronic cough occurring in strumous or scrofulous children with swollen glands and enlarged tonsils. Every little exposure to cold or damp causes headache, backache and diarrhoea. Here Baryta is similar to *Dulcamara*.

We find Baryta also indicated in old people who have what is known as suffocative catarrh, with orthopnoea. I think you can understand this when you remember the influence of Baryta on the voluntary and involuntary muscular fibres. It paralyzes them. In old people, the chest is very much weakened. They get a catarrh, which is not so severe, but appears suddenly in the night. There is difficulty of breathing, and blueness of the face, etc. Baryta carb. is one of the remedies that come in after the failure of *Antimonium tartaricum*.

We also find Baryta carb. of use for the fatty tumors which occasionally appear here and there over the body. It is very easy to remove these with the knife. But it is much better to cure them by medicine, if you can do so.

In *tabes mesenterica*, Baryta is indicated when there are present, in addition to the foregoing symptoms, the following: Food when swallowed, seems to pass over sore spots in the oesophagus. There is always pain in the stomach after the child eats. The stool is sometimes undigested. With this, you find the abdomen hard and swollen, and an offensive sweat on the feet, just as you find in *Silicea*.

Now, there are remedies which may be compared with Baryta in this form of disease. *Iodine* is similar to Baryta in that it is suitable in torpid cases. The complexions of the patient in the two remedies are different. The Iodine patient has a dark complexion, dark hair and eyes, and sallow skin. There is, too, extreme hunger. If you observe the child carefully, you will find it anxious and fretful, until he eats, which relieves him for the time being; and yet he grows thin despite the quantity of food consumed. Then there is a mental symptom which is almost always present when you find Iodine indicated in *tabes mesenterica*, and that is intolerable crossness, which is even worse than that belonging to *Antimonium crudum*.

Calcareo phosphorica is indicated in children who are weak-minded, who cannot walk, although they are old enough to do so, who are

anxious and restless in their manner, and who suffer from defective osseous growth. The bones are thin and brittle.

Like Baryta, the *Silicea* patient suffers from damp changes in the weather. He also has offensive sweat and general emaciation with the exception of the abdomen. The difference between the two remedies lies principally in the mental symptoms. The *Silicea* child is obstinate and self-willed, and, too, his head is disproportionately large to the size of the body.

Calcarea iod. is similar to Baryta in some cases with enlarged glands, particularly when there are enlarged tonsils which are filled with little crypts or pockets.

Conium is suited to enlarged tonsils without any tendency to suppuration.

Lactic acid has copious sweating of the feet, but it is not offensive.

For the offensive foot sweat, compare *Silicea*, *Thuja*, *Nitric acid*, *Kali carb.*, *Graphites* and *Carbo veg.*

STRONTIANA CARBONICA.

Strontiana carbonica has a few symptoms that are of importance. It has more effect on the circulation than has its relative Baryta. We have as characteristic, flushes in the face, and violent pulsation of the arteries. It may be useful in case of threatening apoplexy with violent congestion of the head, with hot and red face every time the patient walks. Mere exertion increases the circulation upwards towards the head. Some erethism is shown in the chest in some patients. There is a smothering feeling about the heart. They cannot rest; there is a feeling as of a load on the chest. These are the congestive symptoms of the heart, lungs and head which suggest Strontiana carb. The peculiarity which will distinguish these symptoms from those of any other remedy, is that with these symptoms, which may occur at the climax when flashes of heat are so common, you will find that the head symptoms are relieved by wrapping the head up warmly, just as you find under *Silicea* and under *Magnesia mur.* The patients cannot bear the least draught of air; therefore, despite this congestive tendency, they wrap the head up warmly, though it may cause perspiration. It certainly does resemble *Silicea*, in that both remedies have congestion of the head relieved by wrapping the head up warmly. The *Silicea* congestion seems to come up the spine and go into the head. That is not characteristic of Strontiana carb.

Another effect that we find caused by *Strontiana carb.* and one, too, for which it is not often used, is diarrhœa, which is worse at night and which has this peculiar urgent character: The patient is scarcely off the vessel before he has to return. It is better towards morning at three or four o'clock.

Strontiana carb. has a marked action on the bones. It has a particular affinity for the femur, causing swelling and caries of that bone; usually in scrofulous children. This trouble is often associated with the diarrhœa just described.

Strontiana carb. causes an eruption which very much resembles that of sycosis. Hence it has been given for a sycotic eruption on the face or other parts of the body, and which is moist, and itches and burns.

Another peculiarity of the drug and the last one I care to mention is its effects in chronic sprains, particularly of the ankle-joint when both *Arnica* and *Ruta* have failed. The long interference with the circulation has produced some œdema about the joint.

LITHIUM CARBONICUM.

Lithium carb. has not a very extensive range of action. It is particularly useful in affections of the joints. It does have very much depreciating effect on the vital forces. It is efficacious in rheumatism and, above all, in some forms of gout. In its provings, debility is noticed only in connection with or as a sort of sequel of the joint affection. Of the various organs attacked by Lithium carb., the most important in the order of their importance are the heart, stomach, kidneys and bladder. The mucous membranes are also affected by the drug. At first, they are unduly dry; and this dryness is followed later by thick mucous secretion. The skin does not escape. It is attacked by erythema with itching of the skin. This appears particularly about the joints and is very annoying. It is particularly noticed along with rheumatism. Further than this, Lithium carb. may produce roughness of the skin and an eruption about the face resembling barbers' itch.

Studying now the symptoms of the drug with this general action before us, we find confusion of the head, headache on the vertex and on the temples, worse on awaking, the eyes pain as if sore, and difficulty in keeping the eyelids open. This vertex headache and soreness of the eyes follow suppression of the menses. The patient has pain from the left temple into the orbit of that side, relieved while eating and worse after eating.

A very characteristic symptom of the retina, or rather of vision, is, the right half of objects vanishes.

In keeping with its effect on mucous membranes, we find the drug causing conjunctival asthenopia, just as does *Alumina*. The conjunctiva of both lids and eyeball, is painfully dry and the eyes feel sore when the patient reads.

The nose is affected, too, in the Lithium proving, being swollen and red. Sometimes, there is dryness of the nose when in the house, and mucus dropping from it when in the open air; or mucus seems to hang in strings from the posterior nares. Another symptom of Lithium is sensitiveness of the mucous membrane when the inspired air is unduly cold.

Lithium cures a cough which seems to come from a certain spot in the throat.

There is a form of gastralgia which Lithium will cure. It is accompanied by pain in the left temple and orbit, which is better by eating.

Lithium has some effect on the bowels. Drinking chocolate or cocoa will cause diarrhoea.

Lithium irritates the neck of the bladder. This you know is often a symptom of rheumatic patients. The urine is turbid and flocculent. The pains extend down either ureter and into the spermatic cords or testicles, and are followed by red urine with mucous deposit.

In the female, you find Lithium carb. indicated when the menses are late and scanty. The provers found that all the symptoms accompanying the irregularity in menstruation were on the left side.

Now, we will consider the rheumatic symptoms of Lithium carb. including under this head, those of the heart also. I have succeeded in several instances in relieving chronic rheumatic patients by this remedy. The symptoms which indicate the drug are these: Rheumatic soreness about the heart. Valvular deposits will be found in many instances. Mental agitation causes fluttering of the heart. Very marked is the pain in the heart when the patient bends forwards. The cardiac muscle is evidently irritated, for we find shocks or jerks about the heart. The cardiac pains are relieved when the patient urinates.

Now the symptoms of the body, joints, and limbs. Tenderness with swelling and occasional redness of the last joints of the fingers, clumsiness in walking from unwieldiness of the muscles; intense itching on the sides of the feet and hands without any apparent cause. The pains in the joints are usually worse in the knee-, ankle-, and finger-joints. The whole body feels stiff and sore as if beaten. Pains go down the

limbs. The whole body increases in weight and becomes puffy. I may say that this puffiness is not due to a healthy fat, but is a flabby condition which belongs to all the alkalies.

Gettysburg spring water which contains carbonate of lithia is very efficacious in scrofulous children when there are ulcers about the joints, as in Pott's disease, and hip-joint disease, when there are offensive pus and diarrhœa.

This character of the catarrh of Lithium carb. in which the inspired air feels cold is also found under *Kali bich.* and *Corallium rubrum*.

Kali bichromicum, *Sepia*, and *Teucrium* have catarrh, with expectoration of solid chunks from the posterior nares.

In valvular deposits in the heart you may compare Lithium carb. with *Ledum*, *Kalmia*, and *Benzoic acid*, the latter remedy being selected by the offensive character of the urine.

Zincum, *Conium* and *Aurum* have sudden jerks or shocks about the heart.

In rheumatism and gout, you may compare *Kalmia* and *Calcareæ ostrearum*, which resemble Lithium in the rheumatism of the finger-joints.

When there are nodular swellings in the joints, compare *Calcareæ ostrearum*, *Benzoic acid*, *Lycopodium*, and *Ammonium phos.*

LECTURE LXIII.

THE AMMONIUM PREPARATIONS.

Ammonium caust.	Blood.—
	Scorbutus.
	Uræmia.
	Carbonized blood.
Ammonium carb.	Heart.
	Mucous membranes.—
Ammonium phos.	Nose.
	Throat and larynx.
	Lungs.
Ammonium mur.	Skin.—
	Erythema.
	Scarlatina.
	Organs.

WE have on the board to-day several of the salts of ammonia, the Carbonate of Ammonia or *Ammonium carb.*, Caustic Ammonia or *Ammonium causticum*, Muriate of Ammonia or *Ammonium muriaticum* and Phosphate of Ammonia or *Ammonium phosphoricum*. The ammonium salts taken as a class, we find best suited to rather fat and bloated persons. Ammonium carb. is particularly indicated in fat flabby individuals of indolent disposition who lead a sedentary life. This is very different from *Nux vomica* and *Sulphur* both of which are indicated in complaints arising from sedentary habits. But Ammonium carb. is especially indicated in fat lazy individuals.

Ammonium mur. is best indicated for fat sluggish individuals particularly when the adipose tissue is mostly distributed over the trunk, the legs being disproportionately thin. That is the distinction that may be made between the Carbonate and the Muriate.

The salts of ammonium exert a considerable influence over the blood. Thus if Ammonium carb. is taken for awhile, there will be produced symptoms simulating those of scurvy. There will be hæmorrhages from the mouth, nose and bowels, showing you that there is a disintegration of the blood. The muscles become soft and flabby and there is well-marked tendency to emaciation.

We find that all the salts of ammonium act powerfully on the mucous membranes, of which tissue every one of them produces inflammation. This inflammation is of a violent character, starting with a simple feeling of burning and rawness, progressing to a complete inflammation of the mucous membrane and ending in the destruction of the epithelium, which peels off in layers and leaves a raw, burning ulcerated surface. It is, then, not to be wondered at, that the salts of Ammonia have won considerable praise in affections of the nose, throat and larynx and somewhat of the lungs.

The ammonium salts also have an impression on the skin. When applied locally, there is produced a simple erythema followed by dermatitis and some little swelling. Soon, however, an eruption appears and this varies with the different ammonium salts. It is at first papular, then vesicular and finally advancing to ulceration. These conditions are common to all the ammonium preparations of which we have any knowledge.

Therapeutically, the salts of ammonium are antagonized by *Veratrum viride*, *Digitalis*, *Aconite*, and other cardiac sedatives.

Their action is favored by heat, *Opium*, *Iodine*, *Valerian*, *Asafœtida*, *Alcohol*, etc.

AMMONIUM CARBONICUM.

Ammonium carb.	{	Arnica, Antimonium tart.
		Belladonna, Apis, Lachesis.
		Arsenicum, Aurum, Carbo veg., Curare.
		Conium, Senega, Kali bi., Calcareo ostr.
		> { Camphor.
		{ Arnica.
		< Lachesis.

We will first study Ammonium carb. Let me call your attention to the fact that the Carbonate of Ammonia may be antidoted by *Camphor*; and some of its symptoms by *Arnica*.

Despite the apparent resemblance between Carbonate of Ammonia and *Lachesis*, these two drugs have been found to be inimical.

Ammonium carb. may be studied from its action on the blood. As I have already said, its prolonged use produces a scorbutic condition. The vital powers are weakened. Hæmorrhages of dark fluid blood appear. There is degeneration of blood tissue. The muscles become soft and flabby. The teeth loosen and the gums ulcerate. With these scorbutic symptoms, there is developed also a hectic form of fever.

I now take up the indications for Ammonium carb. in uræmia. These symptoms which I am about to give you, are very important. They are not only characteristic of Ammonium carb. in uræmia, but also in any other disease in which this remedy may be indicated. We may find them present in scarlatina with decomposition of the blood and also in heart disease. Now for the symptoms: You will find Ammonium carb. indicated for somnolence or drowsiness with rattling of large bubbles in the lungs, grasping at flocks, bluish or purplish hue of the lips from lack of oxygen in the blood, and brownish color to the tongue. You recognize in these symptoms, some condition of blood-poisoning from the presence of carbonic acid. This may be in uræmia, or it may be in catarrh of the lungs or in any other disease in which there is deficient oxygenation. The nearest analogue here is *Antimonium tartaricum*.

A similar condition obtains in *Arnica* in typhoid states when the patients are drowsy and heavy, and fall asleep while answering questions.

With the symptoms just enumerated, you can remember Ammonium carb. for cedema of the lungs or emphysema.

Ammonium carb. is also of use in poisoning by charcoal fumes. *Arnica* is sometimes of use in these cases, as is also *Bovista*.

Still another use we may make of Ammonium carb., and one, too, that would hardly suggest itself to you, is in the beginning of cerebro-spinal meningitis. Sometimes, in the beginning of this disease, the patient is stricken down by the violence of the poison and falls into a stupid non-reactive state. He is cold, and the surface of the body is cyanotic. The pulse is very weak. In just such cases, you should give Ammonium carb. which will bring about reaction. Then you may select some more specific remedy which will cure the trouble.

I would now like to mention the action of Ammonium carb. on the heart. This drug is useful in dilatation of that organ. The patient suffers when ascending a height, as when going up stairs or up a hill. He also suffers intolerably in a warm room. He frequently has cough which is accompanied by bloody sputum. There is palpitation of the heart with dyspnœa and retraction of the epigastrium. You may also find cyanotic symptoms present.

Ammonium carb. is also indicated in pneumonia when there is great debility, together with symptoms pointing to the formation of heart clot.

It is also indicated in chronic bronchitis with atony of the bronchial

tubes, this atony favoring emphysema. There are copious accumulation of mucus in the lungs, dilatation of the bronchial tubes, and œdema pulmonum. The patient in these cases, is weak and sluggish in his movements, coughs continually, but raises either not at all or with great difficulty. Drowsiness or even some delirium with muttering may be present.

Another use we may make of Ammonium carb. is in scarlatina. It is undoubtedly a useful remedy in the treatment of this disease, even when of a rather malignant type. We find that it produces a rash resembling that of scarlatina, but which is, however, of a miliary character. The throat is swollen internally and externally with enlargement of the glands externally, and with bluish or dark red swelling of the tonsils. The neck externally is engorged, that is, there is in addition to the swelling of the cervical lymphatics, inflammation of the cellular tissue. The nose is often obstructed, particularly at night, causing the child to start from its sleep as if smothering. Frequently, it has to lie with its mouth wide open in order to breathe. The child is drowsy and may even go into a stupid sleep. We frequently find, too, an enlargement of the right parotid gland.

Let us now study some of the concordant remedies of Ammonium carb. in this disease. First of all *Belladonna*. Between this remedy and Ammonium carb., the resemblance is only apparent. Both remedies have right side of the throat affected, bright red rash, scarlatina and drowsiness. But the distinction between the two lies in this: There is in Ammonium carb. a miliary eruption on the skin, which *Belladonna* has not. The throat in Ammonium carb. is of a darker red than in *Belladonna*, and the drowsiness is more complete. The drowsiness of the latter remedy alternates with either wildness or starting from sleep, or restless delirium or crying out in sleep. In Ammonium carb. the patient is in a state of simple somnolence. The starting from sleep is not from irritation of the brain but from stoppage of the child's breathing.

There is some resemblance between Ammonium carb. and *Apis*, in that both remedies have miliary rash, and both are indicated in low types of scarlatina with somnolence. *Apis* has, however, more dropsical symptoms present. Whenever it is the remedy, you will find puffiness of the throat and œdema of the uvula. But you will also find inflammation or irritation of the meninges of the brain in *Apis*, indicated by the sudden shrill crying of the child. This is a sudden

shriek and not a mere start as if frightened. There is rolling of the head in the pillow.

Lachesis, though apparently similar to Ammonium carb. in scarlatina, is really inimical to that remedy. It resembles Ammonium carb. in the blueness of the surface, in the somnolence, in the engorgement of the neck and in the dark red or bluish swelling of the throat. *Lachesis* has almost always, if not always, that extreme sensitiveness of the surface, so that the patient cannot bear to have anything touch the neck. Then, too, *Lachesis* affects more the left side and Ammonium carb. the right. This sensitiveness of *Lachesis* is not the same kind of soreness that you find in other remedies, as in *Apis*. This symptom is here due to a hyperæsthetic condition of the spinal nerves ramifying through the affected part. Firm pressure does not aggravate, although a light touch will.

Rhus tox. is similar to Ammonium carb., in that both remedies have dark throat and both have drowsiness. It is the left parotid gland that is most likely to be affected under *Rhus*; with Ammonium carb., it is the right. There is more restlessness under *Rhus*.

Next, the action of Ammonium carb. on the mucous membranes. This remedy is useful in nasal catarrh. The nose is stopped up at night; the patient awakens gasping for breath. He is worse at three or four o'clock A.M. The cough is dry and tickling, associated with hoarseness and with a great deal of oppression from mucus in the chest. The nostrils are sore and raw and sometimes, in children, there is a discharge of bluish-colored mucus. This symptom is also found under *Kali bichromicum* and *Ambra grisea*. At times the coryza is scalding, excoriating the upper lip, with burning in the throat and along the trachea. There is a feeling as of a lump in the throat. Dry night cough comes, which seems to threaten suffocation; copious flow of saliva with consequent expectoration; beating like a pulse in the chest. Ammonium carb. is particularly suited to winter catarrhs. The sputum is slimy and contains specks of blood.

In the 3 A.M. aggravation of Ammonium carb., you may compare the *Kali* salts.

In this catarrh, with stoppage of the nose, excoriating discharge and rawness down the sternum, there are a few drugs which I would have you compare. One of these is the *Ammonium causticum*, which is one of the best remedies in the whole materia medica for aphonia, especially if there be present the burning rawness in the throat.

Causticum and *Carbo veg.*, are very similar to *Ammonium carb.*, in this rawness and burning down the sternum.

Laurocerasus has that expectoration containing little specks of blood.

Ammonium carb. has also been used for sprains when the injured joint is hot and painful.

Here you may compare *Arnica*, *Sulphuric acid* and *Ammonium mur.*

AMMONIUM MURIATICUM.

Ammonium mur.	{	Apis, Arnica, Natrum mur. Kali bichromicum. Sepia, Sulphur.
---------------	---	---

As I have already explained to you, *Ammonium mur.* is suited to sluggish persons, who are rather corpulent as to the body, but disproportionately thin as to the limbs. Like the Carbonate, it produces violent inflammation of the mucous membranes. It also disturbs the circulation of the blood. The face reddens during a short, animated conversation, especially so, as you might expect, in a warm room. There are ebullitions of blood, violent throbbing in all the arteries, accompanied by anxiety and weakness, as if paralyzed. The nervous system suffers too, from the action of *Ammonium mur.* There is a certain periodicity of symptoms, as shown in the chills and fever. The paroxysms return every seven days. There are many other symptoms of the nervous system; especially do we find this characteristic: Pain in the left hip, as if the tendons were too short; this makes the patient limp when walking. While sitting there is gnawing referred to the bones.

Sciatica is very readily cured by *Ammonium mur.* when the symptoms call for it. The pains are worse while the patient is sitting, somewhat relieved while he is walking and entirely relieved when he lies down.

Ammonium mur. has also been used for the neuralgic pains which may occur in the stumps of amputated limbs.

Ammonium mur. is also useful for tearing, stitching pains from ulceration in the heels, worse at night in bed and better from rubbing.

Other remedies attacking the heels are, *Pulsatilla*, *Causticum*, *Manganum*, *Antimonium crudum*, *Ledum*, *Graphites*, *Natrum carb.*, and *Allium cepa*. *Sabina* is particularly suitable in plethoric women who suffer from what they call rheumatic inflammation.

Manganum is an excellent remedy in rheumatic patients when the heels are affected and the patient cannot bear any weight on the heels. In addition to this, you will find that *Manganum* is indicated when the rheumatic symptoms come in dark, almost bluish spots.

Antimonium crudum is useful in soreness of the heels.

Ledum palustre, *Graphites* and *Natrum carb.*, cause blisters on the heels.

Allium cepa cures ulcers on the heel, when developed by friction of the shoe or stocking.

Ammonium mur. has some influence on the joints. It causes a feeling of constriction in these parts. It is one of the remedies that have been used in the treatment of chronic sprains. It also affects the fibrous tissues about the joints. Thus it is one of the remedies when there is contraction of the hamstring tendons. When the patient walks these seem to be drawn tight. This symptom is relieved on continued motion.

On the female organs, Ammonium mur. acts more powerfully than does Ammonium carb. It has a great many symptoms referred to the inguinal and hypogastric regions, which would suggest the use of the drug in uterine and ovarian diseases. For instance, the patient complains of tensive pain in one or the other groin. Sometimes this symptom is described as a feeling as if she had sprained herself. There are stitches, cutting and soreness, or what is more characteristic than all, a strained feeling in the groin, which forces the patient to walk bent. That is an indication which leads to Ammonium mur. in the treatment of deviations of the uterus and also in ovarian diseases. You will find in almost all these cases the characteristic muriate stool, crumbling as it passes the anus. We have, too, a characteristic leucorrhœa attending the symptoms, a brown and lumpy or else clear and albuminous leucorrhœa, which follows every urination.

Ammonium mur., in that feeling as if sprained in the groin in women, finds its counterpart in several other remedies; in *Arnica*, which has that same strained feeling in the groin; in *Apis*, which has it all the way across the hypogastrium, with a sensation as if the skin were tight or stretched.

Next, we have to consider the action of Ammonium mur. on the mucous membranes. Beginning with the nose, we find that it causes coryza. The nose is "stopped-up" more at night than in the daytime. One nostril is usually stopped-up at a time; there is an excoriating, watery discharge from the nose, which makes the inside of the nostrils

and upper lip sore. The throat is swollen so that the patient cannot open his mouth. The mouth and throat are filled with a viscid phlegm, which the patient expels with great difficulty. There is throbbing in the tonsils. This is characteristic of Ammonium mur. It is a symptom which may suggest it in tonsillitis or in scarlatina, when the faucial symptoms are so severe as to produce almost complete strangling.

The chest symptoms are by no means unimportant in Ammonium mur. We find a cough which may accompany the foregoing symptoms or which may be separated from them. The cough is very violent and seems to excite the salivary glands, for during it the mouth fills with saliva. Hoarseness, with burning and rawness in the larynx necessarily belong to such an acrid remedy as Ammonium mur. Coldness between the shoulder-blades accompanies the chest affections, as in bronchitis and phthisis. The patient also complains of heaviness in the chest. This is also noticed in the Ammonium carb., where it is associated with burning. Sometimes the patient will describe his sensation to you as a feeling as of a lump in the chest. Again, he will complain of certain spots in the chest which burn, throb and beat with the pulse.

Ammonium mur. may be used in chronic congestion of the liver. Depression of spirits accompanies the disease and the stools are coated with mucus.

AMMONIUM PHOSPHORICUM.

I have one or two symptoms of Ammonium phosphoricum to give you. It has been successfully used in the treatment of constitutional gout when there are nodes or concretions in the joints. It is not to be used for the acute symptoms, not for the twinges of pain, but when the disease has become systemic, and when concretions of urate of soda appear in the joints. The worst case of this kind I ever saw was that of a man who had been bedridden fifteen years. He showed me a box which was filled with these concretions, which he had picked out of his joints. They varied in size and looked like lumps of chalk. Some of these same concretions could be seen under the skin and along the tendons. His hands were twisted out of shape. His feet also were affected. He had a cough, which finally killed him, and he expectorated from the lungs these lumps of urate of soda. Ammonium phos. relieved him for awhile.

LECTURE LXIV.

SALTS OF LIME.—CALCAREA OSTREARUM.

Calcarea ostrearum.	Nutrition.
Calcarea caustica.	Blood. { Anæmia.
	{ Leucocythæmia.
Calcarea fluorica.	Glands.
Calcarea phosphorica.	Bones.

THERE are quite a number of the salts of lime which have been more or less proven. The first one on the list is *Calcarea ostrearum*, or the lime of oysters. This preparation, which was given to us by Hahnemann, was proven as Carbonate of Lime or *Calcarea carbonica*. It was obtained from the middle stratum of the oyster-shell, where Hahnemann supposed he could secure a perfectly pure specimen of the carbonate of lime. Chemically speaking, this is not a pure carbonate of lime, for it must contain some of the animal matter belonging to the oyster. Moreover, it always contains a trace of *Calcarea phos.* You will thus see the reason why Dr. Hering proposed to call it *Calcarea ostrearum* instead of *Calcarea carbonica*. *Calcarea caustica* is the ordinary caustic lime. *Calcarea fluorica* was proven by Dr. Bell of Maine. Of it we have a few symptoms. It is one of Schüssler's twelve tissue remedies. This combination of fluoric acid with lime gives us a very powerful drug in the treatment of diseases of the osseous system. I have already related to you a case in which *Calcarea fluorica* acted well in necrosis of the jaw. We shall also find it a useful drug in bone tumors. *Calcarea phosphorica* is also a valuable drug.

It should be your duty and your pleasure to know the distinctions between these various salts of lime, and especially between *Calcarea ostrearum* and *Calcarea phosphorica*. They are not indicated in precisely the same cases. When one is indicated, the other cannot be. They are not difficult to distinguish, so I think we will be able to make the necessary distinctions.

One chapter in the history of *Calcarea phosphorica* is of some little interest. Some years ago a preparation for the cure of a certain disease was put on the market in Europe. It soon gained quite a repu-

tation. After awhile, cures effected by it became less and less frequent. Finally, a wealthy man who failed to be cured by the preparation, sued the company for deceiving him. Analysis of the preparation became necessary. The main ingredient was found to be phosphate of lime. In the beginning the manufacturers used the phosphate of lime from bones; but later they found a cheaper way of making it in the laboratory, and without using bones at all. The company claimed that phosphate of lime is phosphate of lime, no matter how made or where found. That there is a difference between the phosphate of lime as obtained from the chemist's laboratory, and from the bones of animals, is shown by the difference in therapeutical efficacy of the two preparations, as illustrated in the above case and many others.

Calcareo sulphurica, or the Sulphate of Lime, is another one of Schüssler's remedies. It was proven by one of the students of the New York College. Schüssler claims that *Calcareo sulphurica* acts energetically in curing suppuration and in removing the tumefaction of boils. The proving, while not positive, rather favors this idea.

All the salts of lime act prominently in the direction mentioned on the board. They all affect the nutrition of the body, hence they are of great use in infancy and childhood, when growth must be accomplished. They favor the development of bones and other tissues. You will find that some of them, the *ostrearum* and *phosphorica*, cause anæmia when pushed to the extreme. They all affect the glands and they all act on the bones.

CALCAREA OSTREARUM.

Calcareo ostrearum is a drug that may come into use in almost every form of disease, and is second only in importance to Sulphur. You will recall that it is not a perfectly pure carbonate of lime, but contains some phosphate of lime and some organic matter from the body of the oyster. Chemically it differs but slightly from the carbonate of lime made in the laboratory.

Calcareo ostrearum is suited to cases in which there is defective growth, hence it is a very necessary remedy in childhood and in infancy. The *Calcareo ostrearum* patient is fat and plump, rather of a bloated than of a solid, hard fat. The face is rather pale, occasionally, however, flushing up red. Usually the color is of a watery or chalky paleness. The child is slow in its movements. It is not active, nervous, or quick, as we find in the case of the Sulphur child. Growth is irregular, so that the head is disproportionately large to the rest of the

body. This defect is one of osseous growth ; thus you find the fontanelles remaining open, particularly the anterior fontanelle. The abdomen is large and has been compared to an inverted saucer or basin. The features are rather large, and the lips, particularly the upper, are swollen. Dentition is slow. The scalp sweats profusely, particularly during sleep. This is not usually a warm sweat, nor is it a cold sweat ; but it is cool from natural evaporation. When the child awakes, you notice the pillow damp or wet for some little space around the head. The feet are often cold and clammy. (Do not, however, be deceived by this symptom, for there are some children who, by wearing too warm a stocking, will have sweaty feet.) Such patients suffer from partial sweating of still other parts of the body. That is in itself an almost certain symptom for *Calcarea ostrearum*. Thus it may affect the chest or knees when all other parts of the body may be perfectly dry. Now from this extreme picture, we may have the opposite condition, one of great emaciation. The skin hangs flabby and in folds. Despite this emaciation, the abdomen remains abnormally large. Such children are scrofulous, and it is genuine scrofula, for which *Calcarea ostrearum* is indicated. There is another form, which is tubercular in its character, and in this form we have *Phosphorus* indicated. We find the same swelling of the glands, the same indolent ulceration, and the same difficulty in learning to talk and walk, but the patient has a delicate, refined skin, and the features are sharp and rather handsome. The eyelashes are long and silky, and the hair dark and glossy. This is the kind of scrofula which will, if not neutralized, ultimately end in consumption of the lungs.

As the *Calcarea* child grows older it is slow in teething. It may even have fever or convulsions attending the tardy eruption of the teeth. Scrofulous inflammation of the eyes is almost always present. There are pustules on the cornea, and these threaten to destroy that membrane. The parts about the ulcer are very vascular. The child dreads artificial light in particular, although it complains bitterly of the daylight hurting its eyes on awaking in the morning. The discharges from the eyes are apt to be bland. The cornea is left more or less opaque by the ulceration. *Calcarea* has often been used after the subsidence of the acute symptoms, to remove the corneal opacity and the chronic thickening of the eyelids.

There is a remedy which is similar to *Calcarea ostrearum*, and that is *Saccharum officinale*. This drug has been proved on several persons, and has many confirmations. It is indicated in children who are large-

limbed, fat and bloated, with a tendency to dropsy. It has produced opacity of the cornea and it ought to cure it. The mental states which lead me to the use of Cane-sugar are these: The child is dainty and capricious; he cares nothing for substantial food but wants little "nick-nacks;" he is always cross and whining, and if old enough he is indolent and does not care to occupy himself in any way. Everything seems to be too much trouble to him.

You will find that in the eye-symptoms, *Calcarea* acts better after *Sulphur* than before. It is suited to advanced cases that are sluggish and refuse to react to *Sulphur*. Hahnemann noticed that *Calcarea* particularly followed *Sulphur* when there was tendency to dilatation of the pupils.

Another remedy which holds a relation to *Calcarea ostrearum* in scrofulous and tubercular ailments is *Nitric acid*. This must be substituted for the *Calcarea* if the ulcers on the cornea become aggravated, and threaten to perforate or destroy the cornea.

The *Calcarea* children are subject to eruption on the skin, particularly eczema. This eczema is quite characteristic, too. It appears on the scalp, with a tendency to spread downwards and over the face. Frequently it appears in patches on the face or scalp, forming thick crusts which are often white, like chalk deposits. Another symptom which may suggest *Calcarea* is this: The child scratches its head on awakening from sleep. The change from sleep to activity seems to produce itching of the existing eruption.

We find in these scrofulous children calling for *Calcarea*, inflammation of the external ear or auditory canal, and also of the middle ear or cavity of the tympanum. First, *Calcarea* produces thickening of the membrana tympani, with all the symptoms of defective hearing. There are humming, roaring and buzzing in the ears, all dependent upon the abnormal pressure on the chain of bones. The otorrhœa has a sort of pappy or fatty appearance. It is purulent, but it also has a pappy appearance, looking just like chewed-up paper. Now, on cleansing the external ear of this pus and looking at the membrana tympani, you find it perforated from previous inflammation. You will find the edge of the rupture thickened and granular, and you may even notice a tendency to the formation of polypi.

Here *Calcarea* is, according to the best authorities, to be followed by *Silicea*, if the ulceration becomes very indolent and will not heal despite the exhibition of lime. The *Silicea* patient has a head disproportionately large to the rest of the body. The sweat appears on the whole

head and face rather than on the scalp alone, and the foot-sweat causes soreness of the feet. These symptoms you will recall from our lecture on Silicea.

Attending these inflammations of the eyes and ears with Calcarea we may have scrofulous enlargement of the lymphatic glands of the neck, axilla, etc. These are hard and firm, and yield very slowly to medicine.

We have also in these cases a coryza or chronic nasal catarrh. The wings of the nose are thickened. There is apt to be a moist scurfy eruption about the nostrils. There is an offensive odor, as of rotten eggs, from the nose. The nose is stopped up, with thick yellow pus. The patient often has nose-bleed in the morning.

Now, if the Calcarea children are attacked with summer complaint or a genuine cholera infantum, you will find these symptoms of the digestive organs: There will be an unusual craving for eggs. Why this is I do not know; it may be because of the sulphur in the eggs. This is a very common symptom. Milk disagrees. As soon as they take it they vomit it in sour cakes or curds. That is a strong symptom for Calcarea. Or the milk may pass by the bowels in white curdled lumps. There are ravenous appetite and thirst, the latter being worse towards evening. The diarrhœa, too, is worse toward evening, thus being distinguished from *Sulphur*. The stools are greenish, and may contain undigested food. They are more or less watery and sour.

In these symptoms Calcarea ostrearum is similar to two or three other drugs. One is the *Æthusa cynapium*, or fool's parsley. This is indicated in vomiting of children, when they vomit everything they drink, particularly milk, which is ejected in white or yellowish or greenish curds. This vomiting exhausts the child, so that it goes to sleep at once.

Still another remedy is *Antimonium crudum*, which has this condition: After nursing, the child vomits its milk in little white curds, but refuses to nurse afterwards; the *Æthusa* patient, on the contrary, wants to nurse again. There is also the characteristic diarrhœa of *Antimonium crudum*, which will help you to distinguish other cases that call for *Kreosote*. If this remedy had no other symptom than the following it would still be invaluable, and could not be replaced. The stomach is so weak that it cannot retain or digest food, so that food is vomited either immediately or hours after eating.

Phosphorus and *Arsenicum* should also be compared in this vomiting.

Again, we may find Calcarea ostrearum indicated in acute hydrocephalus in the early stages. Here, as in many other cases, it acts par-

ticularly well after Sulphur. It may even do good when symptoms of effusion are present. It is indicated mainly by the general constitutional symptoms present in the case.

In these cases you frequently find that it follows the previous use of Belladonna. You are called to attend one of these cases. You find the patient with hot head, flushed face, starting in sleep, and you give him Belladonna, which relieves. In a few days a relapse occurs, again you give Belladonna, and this time it fails. This intermittency of the disease shows that it is not a Belladonna case. Then you have to select another drug, which is sometimes *Sulphur* and very frequently *Calcarea*, the latter especially if the patient be the characteristic *Calcarea* child. Belladonna and *Calcarea* are complementary, particularly in affections of children, in brain troubles and in dentition.

Again, we may find *Calcarea ostrearum* indicated later in life, at puberty. Here it is more frequently indicated with girls than with boys. We find it called for at the time for the onset of the menses, when they are delayed. The girl is apparently plethoric, and suffers from congestions of the head and chest. She is fat and apparently robust, but if you were to examine the blood of such a patient you would find it disproportionately full of white blood-corpuscles or leucocytes. She complains of palpitation of the heart, dyspnœa and headache, worse when ascending. *Calcarea* will bring on the menstrual flow, and will relieve all these symptoms.

Again, you may find it useful at puberty for similar symptoms when tuberculosis of the lungs threatens. The patient has this dyspnœa, palpitation and rush of blood to the chest on ascending, and even hæmorrhages from the lungs. There is dry cough at night, which becomes loose in the morning. The patient has fever, which is worse in the evening, with partial sweat and soreness of the chest to touch, this soreness being worse beneath the clavicles. Digestion is greatly disturbed. The patient cannot eat any fat food without becoming sick. There is chronic tendency to diarrhœa, and with it prolapsus ani. So you see *Calcarea* is a companion to *Phosphorus*, but there is a difference between the two remedies. The difference is expressed in these few symptoms. In *Calcarea*, you find the patient scrofulous and fat, and his or her past history shows the well-marked scrofulous symptoms of *Calcarea*. As children they have been slow in teething, have had slowly-closing fontanelles, and often there is yet remaining disproportionate swelling of the upper lip.

On the other hand, the *Phosphorus* patient is slender and overgrown,

tall for her years, and narrow-chested. She has a fine grain of tissue, rather than fat and coarse as in *Calcarea*.

Calcarea is indicated late in phthisis when large cavities are forming. It acts particularly upon the right lung about its middle third. There will be pain in the middle of the right side of the chest; loud mucus râles are heard all over the chest, of course worse on the right side. Expectoration is purulent, yellowish-green and bloody. The patient has great repugnance to animal food, as meat, which passes undigested. Emaciation progresses, sweat increases, and the menses, if it is a female, become checked. These are the symptoms calling for *Calcarea* in tuberculosis.

Still later in life, we find *Calcarea* indicated for the ailments of women, particularly for irregularities in menstruation. It is especially indicated when the menstrual flow is too frequent, coming every two or three weeks, and is profuse, amounting almost to a menorrhagia. The flow is provoked by over-exertion or by emotions. The patient complains of sweating of the head and coldness of the feet.

One of the best remedies I know of for ordinary profuse menstrual flow, coming frequently and yet without any decided constitutional character by which to judge the case, is *Trillium pendulum*, especially if the flow exhausts the patient very much. I have never given it in any potency but the sixth. That has been sufficient in all my cases.

In suppression of the menses *Calcarea* has several concordant remedies. *Belladonna* is suitable when there are hyperæmia, rush of blood to the head, subjective feeling of coldness, wakefulness, and throbbing about the temples.

Gelsemium is indicated in menstrual suppression when there is a drowsy apathetic state.

Glonoin is an admirable remedy when there is violent throbbing about the head, and particularly if the urine is albuminous, as it may be, from congestion of the kidneys.

Aconite is indicated for suppression of menses from violent emotions, as fright.

Still other drugs called for under these last-named circumstances are *Actea spicata* and *Lycopodium*.

The leucorrhœa of *Calcarea ostrearum* is rather profuse, with considerable itching and burning, and is generally milky, purulent and yellow or thick in appearance. It is especially indicated for leucorrhœa occurring before puberty, even in infants.

Another remedy that I have found very valuable in the leucorrhœa of little girls is *Caulophyllum*, when the discharge is profuse and weakens the child very much.

Calcarea ostrearum is useful in diseases of the male sexual organs. It is one of that little group of remedies, *Nux*, *Sulphur* and *Calcarea*, first suggested by *Jahr* for sexual weakness arising from masturbation or other excesses in sexual indulgence. *Calcarea* is indicated when there is excessive sexual desire, but this sexual desire is more mental than physical—that is, there is more passion than the objective concomitants of passion. Erections are diminished or imperfect during coitus, emission is imperfect or premature. *Calcarea* is also indicated when after abuses of this kind, a man settles down to a moral and quiet life. His sexual power is of the character just described, and its gratification is followed by these symptoms: Vertigo, headache and weakness in the knees.

In milder cases, which have not been traced to so deep an origin as defective nutrition, you will find *Dioscorea* all-sufficient for the excessive loss of semen with weakness of the legs, particularly about the knees.

In old men who, having spent their youth and early manhood in the practice of excessive venery, are just as excitable in their sexual passion at sixty as at eighteen or twenty, and yet they are physically impotent, *Agnus castus* is a good remedy.

We may use *Calcarea ostrearum* from its action on the nervous system. It is indicated in nervous fevers, even in typhoid fevers, in the beginning of the disease, with these symptoms: The patient falls into a troubled sort of sleep and dreams of some perplexing subject which awakens him. He again goes to sleep and dreams of the same thing. As soon as he closes his eyes, he sees persons, objects, etc., which disappear as soon as he opens them. Later, in the course of typhoid fever, about the second week, you will find *Calcarea ostrearum* indicated when, for instance, the rash will not appear and the patient goes into a sort of stupor. The abdomen swells and becomes more tympanitic. The patient becomes very restless and anxious and distressed although he may be unconscious. He cries out, twitches and grasps at flocks. The body may be too hot and the limbs cold and clammy. There may be diarrhœa or constipation present. He starts up from sleep and looks about him as if frightened. A drug which is complementary to *Calcarea* here is *Lycopodium*, the symptoms of which have been already mentioned.

Another use that we may make of *Calcarea ostrearum* in nervous affections is one which would not appear from a superficial study of the drug, and that is its application in insomnia. The sleeplessness that calls for this remedy does not consist simply in lying awake an hour or two, but it is that long wakefulness which is the precursor to some diseases and the accompaniment of others. For instance, during childbed a woman cannot sleep. In such cases, you have this class of symptoms: She has these visions on closing the eyes; she starts and twitches at every little noise, and is beside herself with anguish. The tongue gets dry. She borders on the state of acute mania. *Calcarea ostrearum*, particularly in the thirtieth potency, given every three hours during the day, almost invariably produces a desire to sleep the next night. How does *Calcarea* produce it? Like opium, caffeine or chloral? No; but by bringing about a healthy sleep. Still another use of *Calcarea ostrearum* is in that unhappy affection, delirium tremens. It is indicated when there are pretty much the same symptoms as I have mentioned for the insomnia, particularly with visions of rats and mice and of horrible objects, which terrify the patient. He talks deliriously about fire and murder. He has a constant fear that he is going crazy.

Calcarea ostrearum seems to be able to cure epilepsy, not so much the paroxysms themselves, as to aid in the change of constitution by which this dreadful disease may be cured. The aura which precedes the attack, in some cases begins in the solar plexus and moves upwards, and the patient is at once thrown into convulsions (that being characteristic of *Nux vomica*, *Bufo*, and *Silicea*). In some cases, it feels as if a mouse were running up the arm. In still others, the aura may go from the epigastrium down into the uterus or into the limbs. The causes for the *Calcarea ostrearum* epilepsy are fright, suppression of some chronic eruption, and also excesses in venery. It follows Sulphur very well.

You are apt to think first of *Sulphur* for this sensation as of a mouse creeping up the arm; the symptom is just the same in Sulphur and *Calcarea*; the causes, also, are the same, viz., excessive venery and suppression of an eruption. *Calcarea* is particularly indicated if Sulphur does not cure, or if the pupils do not dilate after the use of Sulphur.

For the paroxysms, *Hydrocyanic acid* is a useful drug.

Artemisia vulgaris is indicated in cases which have arisen from fright, and in which the attacks are duplicated.

If indigestion starts the trouble *Nux vomica* is the first remedy to be thought of, especially if the aura starts in the epigastrium and spreads upwards.

Calcarea ostrearum is useful in diseases of the bones, and in curvatures of the spine, especially for curvatures in the dorsal region in children who are slow in learning to talk and walk, who are weak at the ankles, and turn their feet in or out according to the muscles that are weakened. There is a remedy which has been suggested for this weakness of the legs which I have never been able to confirm, and that is *Pinus sylvestris*. This is said to have cured emaciation of the lower extremities, with tardiness in learning to walk in scrofulous children. *Calcarea ostrearum* is also indicated in affections of the joints; for instance, in white-swelling and in hip-joint disease. It is indicated in the second stage of these diseases, when abscesses have formed.

Now you must learn to distinguish between *Calcarea* and *Silicea*. To the superficial observer the cases are very similar; but there are some differences which you may note. In the first place, the *Silicea* patient has sweat about the whole head, and this sweat has a sour or offensive odor; the head is unduly grown, the rest of the body being rather emaciated; the sweat of the feet in *Silicea* is apt to be offensive and produces soreness between the toes and on the soles of the feet; the face is rather of an earthy or yellowish-waxen hue. The *Silicea* child is nervous and excitable, rather than sluggish as is the case with the *Calcarea ostrearum* patient. *Silicea* has the same imperfect nutrition from defective assimilation that *Calcarea* has. There seems to be, in the *Silicea* child, a decided weakness of the cerebro-spinal nervous system; and yet, with this weakness, there is a certain amount of irritability, so that it is made worse by any external impression. Thus, if there is any tendency to epilepsy, any little emotion will tend to throw it into convulsions. There is more tendency to ulceration in *Silicea* than you find in *Calcarea*. The discharge from these ulcers is not a healthy, laudable pus, but it is rather thin and excoriating.

Calcarea ostrearum is of service in rheumatism. The symptoms indicating it are these: Rheumatic affections, caused by working in water; rheumatism of the muscles of the back and shoulders, after failure of *Rhus*. It is also indicated for gouty nodosities about the fingers. It may also be useful in constitutional gout, and in arthritis deformans.

Rhus tox. seems to be the best remedy we have for lumbago, whether the pains are better from motion or not. It seems to have a special affinity for the deep muscles of the back.

Calcarea fluorica is a good remedy to follow Rhus in chronic cases ; for lumbago, worse on beginning to move but improving on continued motion.

Secale cornutum is indicated for sudden "catch" or "kink" in the back.

Nux vomica is called for in rheumatism of the back, when the patient is unable to turn over in bed without first sitting up.

LECTURE LXV.

CALCAREA PHOSPHORICA AND HEPAR.

CALCAREA PHOSPHORICA.

Calcarea phos.	{	Cinchona, Zinc, Phosphorus (hydrocephaloid).
		Dulcamara, Silicea, Sulphur.
		Rhus, Causticum.
		Sulphur, Calcarea ostr., Silicea, Phosphorus.
		Baryta c. (mental weakness).

THE complementary drugs of Calcarea phos. are, *Zinc*, *Ruta graveolens*, and *Sulphur*. Zinc you will find complementary to Calcarea phosphorica in hydrocephaloid; Ruta in affections of the joints and periosteum; and Sulphur, pretty much as we found under Calcarea ostrearum.

Now, there are many symptoms that are common to both these preparations of lime. It is not a little perplexing at times, in a case which seems to call for lime, to decide which one of these preparations we should give. Perhaps I can give you distinctions enough to enable you to judge. To determine the efficacy of Calcarea phosphorica you must remember its ingredients, lime and phosphorus, and you will see how they are modified in their chemical combination, so that while we have some resemblances to Calcarea and others to Phosphorus, we have still other symptoms which belong to the combination, Calcarea phosphorica and which are found neither in Calcarea nor in Phosphorus alone.

Calcarea phos. seems especially called for in defective nutrition, hence it is often useful in childhood as well as at puberty and in extreme old age. Beginning with the infant, we shall find it of inestimable service when the child is thin and emaciated, with sunken, rather flabby abdomen, and predisposed to glandular and osseous disease. The head is large, and both fontanelles are open. The cranial bones are unnaturally thin and brittle. The teeth develop tardily. We have curvature of the spine. The child is slow in learning to walk, and the spine is so weak that it cannot support the body. The neck is so thin and weak that it cannot support the head, which falls whichever way it happens to be inclined. The child vomits milk per-

sistently, whether it be the breast milk or that artificially prepared from the cow. It suffers from colic after every feeding. The stools are often green, slimy, and lenteric, and are accompanied by the passage of a great deal of foetid flatus. Sometimes, the stool is very profuse, watery, and hot. In cholera infantum, the stools may be of the character mentioned, or they may present a flaky appearance from the admixture of a small portion of pus. There is in this cholera infantum great emaciation of the whole body. The little face is pale, and the prominent parts of the body are cold. There is craving for bacon or ham. Mentally, these children are very much depressed, so that they are slow of comprehension. They seem to be stupid. Even cretinism may be developed by the continued use of *Calcarea phosphorica*. This will place it in your mind, alongside of *Baryta carb.*, in mental symptoms. As the child grows in years, any exposure to dampness or wet causes a feeling of general aching or soreness, particularly when the child is moved. The least motion is unbearable. Do not give *Bryonia* in such a case as this, because the patient is worse from motion. Do not be misled by this aggravation from motion. It is not here a symptom for *Bryonia*, for it indicates the incipient symptoms of rachitis. Every little exposure produces a feeling of heat all over the body. The periosteum and the articulations are irritated and inflamed, and cause this aggravation from motion. You will find *Calcarea phosphorica* an excellent remedy to prevent rachitis. If it fails you, you may still far back on *Silicea*.

This sensitiveness to dampness enables us to use *Calcarea phos.* in diseases of adults. This I consider an important qualification of the drug. Thus it is indicated in women with a feeling of weakness and distress referred to the hypogastrium with uterine displacements, and worse by passage of either stool or urine. Especially is it indicated in women whose joints ache in every change of the weather. This quality separates it from other similarly-acting drugs. The uterine symptoms are aggravated by this change in weather. That symptom is prominent in *Calcarea phosphorica*, more so in fact than in either *Calcarea* or *Phosphorus*. *Phosphorus* has the gone, weak feeling in the hypogastrium, just like *Calcarea phos.*, but the modality just mentioned is absent.

So, too, we may use *Calcarea phos.* in rheumatism appearing in any change of weather. On exposure to dampness we find stiffness of the neck, aching and soreness in the limbs and wandering pains through

the limbs, particularly around the sacral region and down the legs. All these symptoms appear with every change of weather.

Another use of *Calcareæ phos.* arises from its action on joints. I refer to its use in the treatment of fractures. Wherever bones form a suture or joint, there *Calcareæ phos.* has an action. We find it, for instance, causing pains along the sagittal suture. Again, where the sacrum unites with the iliac bones, forming the sacro-iliac symphyses, there *Calcareæ phosphorica* produces pain. If, during pregnancy, a woman complains of pain in this locality, *Calcareæ phosphorica* ought to help her.

Now when there is a sort of artificial suture, as there is at the point of coaptation of broken bones, there, also, *Calcareæ phos.* has an action. In some cases the fractured ends may fail to unite; you give *Calcareæ phosphorica*, which stimulates the formation of callus. It is better to use a low potency of the drug in this case.

In this respect, *Calcareæ phos.* compares favorably with *Symphytum*, which is also used for non-union of fracture, particularly when the trouble is of nervous origin.

We have yet another use for *Calcareæ phosphorica*, and that is for schoolgirls, particularly when they get near the age of puberty and they are exceedingly nervous and restless. They want to go away from home, and when away, they want to come back again. They suffer from headache when at school. They develop slowly and are chlorotic. We may use *Calcareæ phosphorica* in children who are suffering from marasmus. They have the peculiar craving and the diarrhœa that I have already described. The face is white and pale, or else sallow. The circulation is so imperfect that the ears and nose are cold. These cases, too, have that inability of the neck to support the head of which I have already spoken.

There is a resemblance between *Calcareæ phosphorica* and *Cinchona*. The latter may prevent this extreme picture if you give it for the following symptoms: When, from the frequency of the discharges, the child becomes drowsy and exhausted and has cold face. In these cases, the administration of *Cinchona* will bring the child up and prevent the condition calling for *Calcareæ phos.*

On the other hand, you will find *Calcareæ phos.* to give place to *Zinc* when you have the *Zinc* symptoms that I have already given you, rolling of the head, grinding of the teeth, cold pale face, hot occiput, fidgety motion of the feet, etc.

In aggravation from exposure to wet we may compare *Dulcamara*, *Silicea*, *Sulphur* and *Causticum*.

It is highly important to be able to distinguish between *Calcareæ ostrearum* and *Calcareæ phosphorica*. This you can do by comparing the descriptions I have given you to-day and yesterday. *Calcareæ ostrearum* has an enlarged abdomen; *Calcareæ phos.* has flabby abdomen, from the admixture of phosphorus with the lime. In cholera infantum *Calcareæ ostrearum* has craving for eggs; *Calcareæ phos.* for salt or smoked meats. The *Calcareæ ostrearum* stools are sometimes green, but generally watery, white and mixed with curds. The *Calcareæ phos. diarrhœa* has green, slimy or hot watery stools accompanied by foetid flatus. *Calcareæ ostrearum* has particularly the anterior fontanelle remaining open; *Calcareæ phos.* has both anterior and posterior fontanelles open.

HEPAR SULPHURIS CALCAREÆ.

Hepar	{	Belladonna, Lachesis, Merc.	1. Plastic exudations.
		Spongia, Iod., Bromine, Acon.,	2. Suppuration.
		Silicea, Sulphur.	3. Catarrhs.
			4. Nerves.
			5. Organs.

Next, we will consider *Hepar sulphuris calcarea*. This is really an impure calcium sulphide, containing traces of the sulphide of lime, organic matter possibly and very likely, too, minute proportion of the phosphate of lime, since it is made from the middle layer of the oyster shell and flowers of sulphur. *Hepar* has some action on the nerves. It is to be remembered as a drug that causes over-sensitiveness of the nervous system. Pain seems to be intolerable to the patient, and may even cause fainting. An inflamed part feels sore and bruised, and cannot bear the touch of the hand or even of a dressing. I mention this as a universal characteristic of the drug. I have often given *Hepar* for cold-sores in the corners of the lips when they were about to suppurate, in inflammation of the eyes and in styes and pimples, when there was present this extreme sensitiveness to touch.

Mentally, the *Hepar* patient is rather sad and low-spirited, particularly in the evening. At times there is an impulse to suicide. While walking in the open air the patient feels discouraged and cross, and is annoyed by the recollection of all the past unpleasantnesses that have figured in his previous life. Memory is weakened so that he forgets words and localities.

Hepar is indicated in neuralgia, particularly of the right side of the face, after the abuse of mercury and after the unsuccessful exhibition of *Belladonna*, which seemed indicated, particularly after exposure to dry, cold winds. In the neuralgia and other nervous symptoms Hepar belongs with *Belladonna*, *Silicea* and *Sulphur*. It frequently follows *Belladonna*, as I have told you; and from *Silicea* and *Sulphur* you may distinguish it by the other symptoms. A symptom in connection with the mental irritability of the patient that I have not mentioned is hasty speech and hasty actions. We find precisely the same symptom under *Belladonna*. "Hasty speech and hasty drinking" is the way the symptom reads under the latter remedy. We find it also under *Lachesis*, *Dulcamara* and *Sulphur*. To show you that this is a genuine symptom, I will mention the case of a physician on the other side of the ocean, who cured a case of hysterical mania with this one symptom to guide him. The patient's speech was hasty and words rolled out in profusion. The clinching symptom was that she had taken a great deal of mercury. Hepar cured the mental condition completely.

We next have to consider Hepar as a remedy in inflammation. It is suited to inflammations of a croupous form and inflammation with suppuration. In all the inflammations and congestions in which Hepar is the remedy, you will find that there is extreme sensitiveness of the affected part to touch. This is so characteristic that it must be present more or less permanently before Hepar may be the remedy. The parts feel bruised and sore, like a boil. This, as I have already said, you can carry through all the Hepar inflammations.

For instance, in ophthalmia, or inflammation of the eyes or lids, you will find that the eyelids are swollen and oedematous, and sometimes, too, suppurating stytes will form. With this there is a bruised, sore sensation. The patient cannot bear any touch to the eye; neither can he bear the cold air. Cold air and cold applications increase the suffering, and here you have a good indication separating it from *Mercurius*. So again in inflammation of the ear, whether of the external auditory meatus or of the middle ear, you will find the same soreness to the slightest touch.

We find Hepar indicated in earache when suppuration impends, after *Belladonna*, *Chamomilla* or *Pulsatilla*. It is seldom indicated in the beginning.

We find these same characteristics of the inflammation present in the coryza. The nose is swollen and sore to the touch, especially in the inside of the alæ or wings of the nose.

So again in face-ache, the bones are exquisitely sensitive to any pressure. These are all illustrations of the character of the drug. I need not multiply them, because they occur in any part of the body in which inflammation occurs.

If suppuration occurs as the result of the inflammation, we have Hepar indicated and exercising a double function. If you give it in a high potency when the throbbing, stabbing pains in the affected part and the general rigor show the onset of inflammation, it may prevent the whole trouble. In other cases, you see that suppuration is necessary and so you wish to hasten the process. Then you give Hepar low. In tonsillitis and in boils, particularly in the former, Hepar is indicated after Belladonna when the latter does not succeed in reducing the inflammation before suppuration commences. I will simply remind you here that I have already mentioned the distinctions between Belladonna, Hepar, Mercurius, and Silicea in this class of diseases.

Now if the inflammation becomes croupous, we may have Hepar indicated, whether it be the throat, larynx, bowels or kidneys that are involved. The symptoms which indicate Hepar in croupous inflammation of the larynx are these: After exposure to dry, cold winds the patient becomes hoarse, with whistling breathing. Respiration is so difficult that the child throws its head far back in order to straighten the air-passages. The cough is hard, barking, and ringing, and at the same time accompanied by rattling of mucus. So sensitive is the child to cold, that the least exposure, even uncovering an arm or a foot, re-excites a spell of coughing. Thus you see the extreme susceptibility of the patient to cold air. Hepar is especially indicated when the cough is worse towards morning. Occasionally Hepar may be given for cough which occurs before midnight, but then it must be moist and not dry.

You will see from these symptoms that Hepar follows rather than precedes Aconite and Spongia. *Aconite* is indicated in the beginning of croup when there are great anxiety, high fever, and distressed breathing. I would advise you to continue the Aconite some time after the symptoms have been relieved, because these cases are very apt to relapse.

If, however, Aconite fails and the cough gets worse the next night, *Spongia* is usually the remedy, especially if there are dry, hard cough, sawing respiration, little or no expectoration, and starting up from sleep choking.

If towards morning, although there is increased secretion and moist

sound, the croupous symptoms still continue, then the case calls for Hepar.

Bromine usually follows Hepar when the latter is unable to remove the exudate.

Another use of Hepar was made by Kafka, and that is in Bright's disease following scarlatina. He was led to this by the power of the drug to produce fibrous or croupous exudations. Hepar has succeeded in these cases many times, so that it must have some action on the kidneys. Kafka gives it after scarlatina when the urine becomes albuminous and dropsy appears.

Next we have to consider Hepar in ordinary catarrhs, or what is commonly called a "cold" with aching through the body. Hepar should be here placed, not as a remedy useful in the incipency, but for the advanced stage of "cold." If it be given at the commencement, it frequently spoils the case, whether it be one of coryza or of sore-throat, because it is more suitable to what has been termed "a ripened cold" when phlegm has formed. When the patient swallows, there is a sensation as if he were swallowing a fish-bone, or as if there were something sticking in the throat. Sometimes he will describe the sensation as if there were a crumb of bread or toast sticking in the throat. This symptom allies Hepar with *Mercurius*, *Nitric acid*, *Argentum nitricum*, and *Alumina*. These colds for which Hepar is the remedy are re-excited by any exposure. It is often indicated when the abuse of mercury has developed in the system a susceptibility to cold.

In affections of the lungs, we find Hepar indicated in two or three classes of disease. We find it called for in pneumonia, especially during the stage of resolution. It comes in late in the disease (and not in the beginning) when, during resolution, pus forms and you have present suppuration instead of the normal resolution. Hepar ought also to be indicated in croupous pneumonia. Here, as in all other croupous inflammations, it is called for late in the disease.

You may also give Hepar successfully in the treatment of that frightful disease, pulmonary tuberculosis, when, with the deposit of tubercles in one or the other apex, you have a dry, hard cough, with production of mucus. It here frequently follows *Spongia*. It may bring about absorption of the tuberculous deposit.

In glandular disease, Hepar is indicated in the stage of suppuration, when the inflammation has gone on to the formation of pus. You will find it especially useful in the treatment of bubo, whether venereal or not, especially after the abuse of mercury. Even old buboes remain-

ing open after mercury and discharging continually, sometimes heal under Hepar.

It is not uncommon to find cases of indigestion embraced under the name dyspepsia, which have resulted from a long course of mercurial treatment by physicians of the dominant school: Hepar, as one of the antidotes to mercury, will sometimes cure these cases. Sometimes a cure is impossible. Still, I think, relief is always obtainable from one remedy or another. We may also find Hepar indicated in dyspepsia, independently of this cause, by the following symptoms: There are usually a sour taste in the mouth and a longing for strong tasting substances, for alcoholic drinks, for wines, for acids, and for condiments of various kinds. These seem to relieve by stimulating the stomach; so it is the purely atonic form of dyspepsia in which Hepar is indicated. There is hunger, a gnawing, empty feeling in the stomach in the forenoon, a longing for something to eat. This craving for food shows the atonic condition of the stomach. At other times, although eating does him good and increases his general strength, yet it produces a fulsomeness about the stomach. He can bear no pressure about the epigastrium. Sometimes there is burning in the stomach from congestion of that organ. The bowels are usually constipated. Urging to stool is often ineffectual, although the fæces be not abnormally hard.

With *Bryonia* the stool is large, brown and dry; it is not necessarily so with Hepar.

In *Nux vomica* the constipation is of a spasmodic, fitful urging and not ineffectual.

In these dyspeptic symptoms, Hepar seems to be complementary to *Lachesis*, in that both have this condition: Any kind of food, no matter how wholesome, provokes indigestion.

Hepar must not be forgotten in the marasmus of children. Standing as it does between Sulphur on one side and Calcarea on the other, as a combination of these two, it must here be of value. The symptoms which lead you to Hepar in the complaints of children are these: There seems to be this same weakness of digestion; they cannot manage their food, no matter how well-selected it may be. If they are old enough, they will tell you the symptoms that I have already mentioned. If you give them any strong substance, as a preparation of beef-tea, they will show signs of enjoying it very much. Diarrhœa is present, and is usually worse during the day and after eating. The stools may be greenish or slimy, undigested, or white and sour; this last is a very important symptom. The whole child may smell sour. The most

prominent remedies for sour stools are *Magnesia carb.*, next to that *Calcareo ostreorum*, then *Hepar*, and lastly *Rheum*.

The symptoms for *Rheum* are as follows: Sour stool; the whole child smells sour; the stools are frequent, brown and frothy, and attended with a great deal of straining and crying.

If the liver is involved under *Hepar*, we find soreness and stitches in the region of that organ. The stools then become clay-colored or even white.

The same condition is found in the bladder that we have already noticed in the rectum, viz., atony of the muscular coats. Hence, when urine is voided, it passes very slowly; it drops almost perpendicularly from the meatus urinarius instead of being ejected with some force. It takes the patient some time to empty his bladder. If with this trouble of the bladder you find wetting of the bed at night, *Hepar* is the remedy. It is not often indicated in this condition, however.

The ulcers which call for *Hepar* are very sluggish and are indolent in their healing. They have an odor like that of old cheese. They are rather superficial and often serpiginous. The discharge is bloody and purulent. They have this to characterize them, extreme sensitiveness of the border of the ulceration.

The action of *Hepar* on the skin is important. In the first place, it produces a condition of non-healing. Every little scratch of the skin suppurates. The same is also found in *Mercurius*, *Chamomilla*, *Silicea* and *Lycopodium*. It also produces a moist eruption in the folds of the skin. It is also indicated in moist eruptions about the joints. When *Hepar* is called for in eczematous eruptions which have a purulent discharge, we find it indicated by these symptoms: After the abuse of salves or ointments containing zinc or mercury, and the eruption is worse in the morning and accompanied by itching.

Hepar is an antidote to metallic poisoning generally, but especially to mercury and iodide of potassium.

LECTURE LXVI.

PREPARATIONS OF SODA.

THE preparations of soda are quite similar, both chemically and medicinally, to those of potash, yet this similarity is not such that they may not follow the potash salts. We will see that *Kali carb.* is complementary to *Natrum mur.* in some of its symptoms. It seems that the salts of soda are indicated particularly in complaints that arise every summer or in the spring. Hot weather, electric changes in the atmosphere, or the direct rays of the sun give rise to various ailments. For instance, we find *Natrum carb.* useful for chronic headache, traceable to exposure to the rays of the sun. Under *Natrum mur.*, we find great debility in summer; the patient feels as though he would faint away when walking in the sun.

The soda salts used in our materia medica are Carbonate of Soda or *Natrum carb.*, Chloride of Sodium or *Natrum mur.*, Arseniate of Soda or *Natrum arsenicosum*, Sulphate of Soda or *Natrum sulph.*, Phosphate of Soda or *Natrum phosphoricum*, and *Borax*.

NATRUM CARBONICUM.

Natrum carbonicum is the first preparation of soda we have to consider. It is much used in the allopathic school of practice as a remedy for acidity of the stomach. It is also used by the physicians of that school in eczema; for instance, in a case in which there is chronic thickening of the skin, the affected parts are bathed in carbonate of soda. No doubt, it relieves, but it cannot cure, unless it happens to be the indicated remedy, in which case it will cure as well as palliate.

Carbonate of soda has also been introduced into practice as a remedy for burns.

In our practice the drug claims a high place, being something of a polychrest. Its most prominent action, or seat of action, seems to be on the stomach and bowels. Many of its symptoms spread from this central point of attack.

For instance, we will find that it has mental symptoms pointing quite plainly to hypochondriasis. We find the patient depressed and exceedingly irritable. This is especially noticed after a meal, particu-

larly after dinner, which is usually the heaviest meal. The degree of hypochondriasis seems to be measured by the stage of digestion. Just as food passes out of the stomach into the duodenum, this hypochondriacal mood lessens, and continues to do so as the food gets further down into the bowels. You will find such a patient decidedly averse to society, even to his own family. The indigestion is more marked after a vegetable diet, particularly starchy foods. The indigestion is accompanied by sour eructations, water-brash and by retching in the morning, with spasmodic contraction of both œsophagus and stomach, with little or nothing coming to the mouth with, perhaps, copious salivation. The abdomen is hard and swollen, especially so after eating. There is accumulation of flatus in the abdomen, and this, when passed, is noticed to be foetid. There is a sort of griping colic just after a meal. The stool is difficult to expel although not especially hard, just as we found in *Hepar* last week, and as we find still more marked in *Sepia*, which, by the way, is complementary to *Natrum carb.*

At other times, the patient suffers from diarrhœa. The stool is papescent or watery, with violent urging. This characteristic of the soda salts, you will find to be quite general. You find it also in the *Natrum sulph.* It seems to be due to the purgative effect of the soda itself. Wine in such cases as this causes faintness and vertigo, not agreeing with the patient at all.

In these gastric and nervous symptoms, we find the nearest analogue to *Natrum carb.* in *Sepia*, which, as I have mentioned a few moments ago, is also its complement. We find in both remedies this aversion to society and indifference to one's own family. We find, too, that both remedies have sour eructations and the formation of foetid gas in the abdomen. I remember curing a case of dyspepsia with *Sepia*, in which there were very few gastric symptoms, nothing more than a feeling of discomfort, but the mental symptoms were prominent and always ushered in an attack of indigestion. The patient, a lady, became indifferent to her business affairs and also to her friends. She became excessively irritable. She would hardly tolerate even a civil question addressed to her. *Sepia* entirely cured this patient after she had been six or seven years under allopathic treatment. This shows you how the mental symptoms of *Sepia* come in, to enable you to decide for it as the remedy. *Natrum carb.* has almost precisely the same class of symptoms. It may not be so often indicated, but nevertheless, it comes in to supplement *Sepia* when the general symptoms are those of Soda rather than those of the former remedy. *Natrum carb.* has rather dis-

tension of the abdomen, with fulness and hardness, like all alkalies, while *Sepia* has more goneness and empty, sinking feeling, which food does not fill up, except, perhaps, at supper. *Natrum carb.* has one exception to the fulness of the abdomen, and that is, at ten or eleven o'clock in the morning the patient feels anxious and weak, very much as you find under *Iodine*, but eating relieves this and produces distension.

Then, again, you should remember *Natrum carb.* in connection with *Nux vomica*. Both remedies have this retching in the morning. This symptom is strongest, however, in *Nux vomica*. You are often called upon to give *Nux vomica* when it occurs in pregnant women, or after a debauch, etc. Then, too, you find *Natrum carb.* parallel with *Nux vomica* in this hypochondriasis. You must compare the two remedies carefully before you decide which you will give.

We shall see, too, that *Natrum mur.* will have to be compared with *Natrum carb.* It is necessary to distinguish between the two because they are both soda salts.

Evidence of the effect of *Natrum carb.* on the nervous system is shown by the electric changes in the atmosphere. Thus we find it causing nervousness or anxiety, which is worse during a thunder storm. These symptoms occur independently of the timidity which belongs to some people during thunder storms, at which times they secrete themselves in the cellar, etc. They are due to the direct effect of the electric changes in the atmosphere on the nervous system, precisely as we find in other remedies, notably in *Phosphorus*, *Rhododendron*, *Silicea* and *Petroleum*. So nervous and restless may the *Natrum carb.* patients become, that playing on the piano makes them worse and aggravates their complaints. It is not only the music that has this effect, but the efforts they use and the position they take. This is a common symptom in hysterical women. They get very nervous from playing on the piano or from hearing music.

Another property of the *Natrum carb.* is its use in ill-effects of summer weather; this is common to all the soda salts. We find *Natrum carb.* indicated when there is a great deal of debility caused by the heat of summer, particularly when the patient is subject to chronic headaches, which are worse every time he exposes himself to the heat of the sun. *Natrum carb.* is particularly called for in the chronic effects of sunstroke. It may have been years past that the patient was overcome by the heat; and now with the return of hot weather, he suffers from headaches.

Natrum carb. also weakens the nervous system in another direction.

We find it exhibiting great debility, which is marked with every exertion on the part of the patient. His walk becomes unsteady ; any little obstruction on the pavement causes him to fall. His ankles turn in when he attempts to walk. I have a patient in good health who has had five falls within one year, and for these accidents I can find no reason. These are the cases that require a remedy, not for the effects of the fall, but to tone up the joints or muscles. Other remedies besides *Natrum carb.* having this weakness of the ankles in children are *Sulphuric acid*, *Causticum*, *Sulphur*, and, perhaps, *Pinus sylvestris*. I mention this last remedy with reserve, for while it has been highly recommended in our literature for weak legs, it has failed in a number of cases.

You will find that *Natrum carb.* will relieve soreness of the feet, and particularly of the soles, accompanied by swelling of those parts. You may also use it for ulcers on or about the heels after a long walk. This symptom brings to mind a peculiar circumstance that I would like to mention. Certain remedies have an affinity for certain parts of the body. A soldier who had been marching a great deal had two ulcers, one on the heel, the other on the instep. *Natrum carb.* cured the one on the heel but not the one on the instep, which was afterwards cured by *Lycopodium*. *Lycopodium* acts on the instep and *Natrum carb.* on the heel. The same thing you note all over the body. There are drugs that act on the right tonsil and not at all on the left. You find some remedies which act on the great toe and not at all on the others.

On mucous membranes, too, we find *Natrum carb.* exerting considerable power. The crude drug has been known to produce in workmen engaged in its manufacture, small ulcers on the cornea. Given internally, it has cured small corneal ulcers or phlyctenules, with great photophobia and stinging pains ; particularly are these symptoms marked in scrofulous children.

The catarrhs curable by *Natrum carb.* are not commonly met with, but when they do occur, there is no drug that can take its place. The coryza is fluent, and is provoked by the least draught of air, and seems to have a periodical aggravation every day. It is entirely relieved by sweating. Chronic cases of nasal catarrh or ozaena even call for *Natrum carb.* when we find thick yellowish-green discharge from the nose, or hard foetid lumps. The tip of the nose is red, the skin peels off. You find not infrequently when *Natrum carb.* is indicated, that there will be accumulation of mucus in the posterior nares, or in the

throat, in the morning, causing "hemming" and hawking until it is raised. This is a very common symptom in all the alkalies.

The cough seems to have its aggravation whenever the patient enters a warm room, and is attended with purulent green sputum of a salty taste. Among other remedies which have this cough worse in a warm room, *Bryonia* stands foremost.

Natrum carb., as I have already told you, is often used in the treatment of eczema. It seems to have a particular affinity for the dorsa of the hands. The skin there becomes rough, dry, and chapped. Here again you find *Sepia* comparing well with Natrum carb., being particularly indicated for this form of eruption when there are little ulcers about the joints of the hands. Natrum carb. also cures herpetic eruptions with yellow rings.

On the genital organs Natrum carb. has some effect. Particularly do we find it indicated in diseases of females, when there is pressure across the hypogastrium as if everything was being pushed out. If you make an examination in these cases, you will find the os uteri indurated and misshapen. There is considerable congestion of a passive kind in the uterus, causing pulsation there during and after coitus. The extra influx of blood caused by sexual erethism brings about this pulsation. The leucorrhœa which Natrum carb. causes is thick and yellow, and sometimes has a putrid odor, and ceases after urinating.

There is another use you may make of Natrum carb., and that is when labor pains are weak and cause a great deal of anguish, tremor, and perspiration with every pain, and are relieved by gentle rubbing.

We also find Natrum carb. to be one of the remedies useful for expelling moles or the products of a false conception.

NATRUM SULPHURICUM.

Natrum sulphuricum would hardly have been used by members of our school had it not been alluded to by Grauvogl as the central remedy for his hydrogenoid constitution, that is, a constitution which feels every change from dry to wet, a constitution, too, which cannot tolerate sea air; nor can patients with this constitution eat plants that thrive near the water. They feel best on a dry day. It is this constitution in which, according to Grauvogl, the gonorrhœal poison is most pernicious. It finds here the richest soil in which it may grow rank. Therefore he claims, that if gonorrhœa occurs in such a constitution, to cure the patient not only of the local gonorrhœal discharge,

but of the constitutional effects, the constitution must be altered. This he does with two remedies, *Natrum sulph.* and *Thuja*.

You will find *Natrum sulph.* especially indicated for ailments which are either aggravated or dependent upon dampness of the weather, or dwelling in damp houses. You may think of *Natrum sulph.* also in the sycotic constitution of Hahnemann or the hydrogenoid of Grauvogl. It may even be necessary to give this remedy when there is no bubo or urethral discharge to be seen.

There is a kind of phthisis, not a true tuberculosis, which appears in those who have this constitution. The cough is attended with mucopurulent expectoration, loud rales are heard through the chest, and the seat of inflammation seems to be the lower lobe of the left lung. The patient complains of pain about the ninth and tenth ribs on the left side.

Natrum sulph. also acts on the stomach and abdomen. It produces a great deal of flatulence, belching after eating, eructations being tasteless or sour. There is a great deal of rumbling of wind in the bowels, particularly in the right side of the abdomen, probably in the ascending colon. We find, too, a subacute pain in the ileo-cæcal region, because it has some action on that portion of the intestinal tract. Associated with this, there is diarrhœa, which comes on regularly in the morning, and returns quite regularly each day. Much wind is passed with the stools. It is distinguished from *Sulphur* by this: With *Natrum sulph.* the diarrhœa comes on more in the forenoon after getting up, whereas with *Sulphur* it hurries the patient out of bed.

Natrum sulph. is also useful in affections of the left hip-joint in patients of this hydrogenoid constitution. The pains are worse at night, and arouse the patient from sleep. They cease when he turns over in bed.

Stillingia is useful for hip diseases in secondary or in inherited syphilis, with pains in and through the hip, worse at night and worse in wet weather.

LECTURE LXVII.

NATRUM MURIATICUM.

Natrium muriaticum.	{	Bryonia, Rhus tox. Caust., Kali c., Sepia, Lycopod. Puls., China, Eupator. perf., Apis, Arsen. Lach., Mercurius. Arg. nitr.
↓ ↓		
Apis. Arg. nit.		> Nitri sp. dulc. > Arsenicum. > Phosphorus.

TO-DAY we begin our study of *Natrium muriaticum* or common table-salt. This has always been held up to us as an opprobrium against medicine, and as a confirmation of the fallacies of homœopathy. A physician once said to me : " What ! will you use a substance which is used in almost every food and call it a medicine, and say that you obtain good effects from it ? " I can assure you, gentlemen, as I assured him, that *Natrium mur.* is a medicine, and I can assure you, too, that that very man afterwards became a warm advocate of the medicinal virtues of *Natrium muriaticum*. I tell you that when you potentize a drug you will find that you no longer have to depend upon the ordinary laws of dietetics, hygiene or chemistry, but you step into a realm which is distinct from the laws of chemistry and of physics. Medicines are then no longer subject to the coarser laws.

Natrium mur. was re-proved by the Austrian provers, a company of physicians who made heroic provings of some drugs, some of them dying from the effects of their provings, so large and powerful were the doses of the medicines they took. One of the provers, whose name I have forgotten, said, when he published his provings of *Natrium mur.*, that the higher potencies of the drug produced the most symptoms, and these symptoms, moreover, were more valuable than those produced by the low. It is true of *Natrium mur.* as of most other drugs, that the high potencies act best.

You will notice on the board that I have placed *Argentum nitricum* and *Apis* as complementary to *Natrium mur.* *Argentum nitricum* holds

a complementary relation to Natrum mur. It also, at times, antidotes. It acts as a chemical or as a dynamic antidote according to the quantity of the drug taken. The relation between *Apis* and Natrum mur. is particularly evident in the treatment of chills and fever, and skin affections. Salt is one of the substances used to antidote the poisonous effects of bee-stings.

When Natrum mur. has been abused as a condiment, *Sweet spirits of nitre* may be used as a successful antidote. Some other effects of Natrum mur. are antidoted by *Arsenicum*, and still others by *Phosphorus*. I do not now recall any remedy inimical to Natrum mur.

Natrum muriaticum or Chloride of Sodium may be considered first in its physiological relations, so that we may learn something of its value as a medicine. It enters into every tissue of the body, even into the enamel of the teeth. Speaking now physiologically, it is regarded as a stimulant to the various tissues into which it enters. It exists in quite considerable quantities in the various humors of the eye, particularly in the aqueous humor and crystalline lens, and also in the vitreous humor. It has been said that its function here is to preserve the transparency of the respective tissues. Virchow, in his *Pathology*, quotes an authority who gave Chloride of Sodium to dogs until he produced opacity of the crystalline lens. Hence, cataract may be produced by Natrum mur.

Chloride of Sodium in the stomach stimulates digestion and this, too, within the bounds of physiology. It stimulates digestion in various ways. First, it promotes the flavor of food. We all know how insipid certain articles of diet are unless salted. We know from physiology that if a substance has its taste enhanced, its digestibility is also increased. That which is agreeable, digests more readily than that which is unsavory. Salt also acts on the stomach itself by favoring the secretion of gastric juice. Salt acts on the glands producing an increase in the glandular secretions. Thus we find it acting on the sudorific glands and also on the mucous glands.

Schüssler argues that salt is excreted through the mucus. That is true. Therefore he says that as salt has a function here, it must be the remedy for all catarrhs. That is too sweeping a conclusion for so limited a premise. It is true that if you examine healthy mucus you will find that it contains considerable salt. It is true also that Chloride of Sodium produces an excessive flow of normally constituted mucus. From this you may take a useful hint. Wherever you find a catarrh with a copious secretion of clear normal mucus, there Natrum mur. can

come in as a remedy. We find it acting also on the sebaceous glands. These little glands are quite numerous in certain parts of the body, particularly around the wings of the nose and the cheeks. Their function is to lubricate the skin. Natrum mur. stimulates these. The skin becomes oily in appearance. We notice this particularly in the face, in the scalp, and more than likely, in other parts of the body.

Salt also has a stimulating effect on the nervous system, keeping up its tone. Muscular tone is also favored by the presence of salt within the tissues of the muscles. This brings me to hint to you that common salt may be used as an external application in weaknesses of the muscles and nerves that favor deformities of the limbs. When you first notice that a child is walking on the side of its feet, or when you meet with a case of post-diphtheritic paralysis, you may use friction with salt to great advantage. I do not mean to say that it will cure all deformities, for some arise from inflammation of the anterior gray cornua of the cord. Chloride of Sodium cannot cure then, for this trouble is due to organic disease.

Again, we may frequently use salt in the form of the sitz bath, for obstinate amenorrhœa.

We shall frequently find Natrum mur. indicated when the blood is impoverished. The nutrition of the whole system therefore suffers. We find it indicated in anæmia, particularly in anæmia provoked by loss of fluids, hence often with women who suffer from menstrual disease and with men who suffer from loss of semen. We shall often find it indicated in scorbutic states of the system when the patient suffers more or less from scurvy. It is quite likely that the prolonged use of salt meat is a common cause of scurvy. In these cases, the mouth becomes sore, ulcers form on the tongue and on the gums, and the breath has a fœtid odor. The tongue presents a mapped appearance. This symptom we find in other remedies, as *Arsenicum*, *Rhus tox.*, *Kali bichromicum* and *Taraxacum*.

Again, as a result of this impoverishment of the blood, we find the nervous system suffering secondarily.

Natrum mur. may be given for the following symptomatic indications: The patient is emaciated, and this emaciation is very marked. The skin is rather harsh and dry and of a yellowish hue. The patient feels greatly exhausted from any little exertion of mind or body. On account of the anæmia, we have the circulation readily excited so that every little exertion produces throbbing all over the body. The patient suffers frequently from palpitation of the heart, and this, too, is excited

by every emotion. It is often described by the patient as a sensation as though a bird's wing were fluttering in the left chest.

Mentally, we find these patients sad and tearful. You will seldom find *Natrum mur.* indicated in chronic affections unless there is this low-spirited condition of the mind. The patient seems to be made worse by any attempt at condolence. Consolation may even make her angry. This tearful condition is accompanied by palpitation of the heart and intermittent pulse. Now, this intermittent pulse does not necessarily imply organic disease of the heart, but simply a nervously weak heart.

At other times, you will find the patient decidedly hypochondriacal, just as we have already found with *Natrum carb.* This hypochondriasis is directly associated with indigestion, as in *Natrum carb.* But there is this difference: With *Natrum mur.*, the remedy under consideration, this hypochondriasis keeps step with the degree of constipation, not alone with the indigestion, as in the other.

In addition to this melancholy mood we also have irritability developed by *Natrum mur.* The patient becomes angry at every little trifle. He stores up in his mind every little real or imaginary offence. He wakes up at night with palpitation of the heart and can not go to sleep again, because past unpleasant events occupy his mind.

Now in these mental symptoms, *Natrum mur.* runs against several drugs. One of these is *Pulsatilla*, which is the most lachrymose remedy of our materia medica. But *Pulsatilla* has rather a tender, yielding disposition, that likes consolation. The more you console her, the better she likes it.

Sepia is more similar to *Natrum mur.* than is *Pulsatilla*, in that both remedies have this low-spiritedness and vehement angry disposition combined. Both have Indian-like hatred of those who have injured them. In fact these remedies are complementary to each other. The *Sepia* patient, however, has marked indifference to her household affairs.

The patients who suffer from these mental symptoms calling for *Natrum mur.* are generally chlorotic. They suffer from leucocythæmia. The menses are often late and scanty or else cease altogether. When the menses have not entirely ceased and are scanty, they are accompanied by such marked symptoms as these: Decided increase of the sadness before menses; palpitation of heart which, too, is apt to be of this fluttering variety, and throbbing headache, which headache continues persistently after the menstrual period. The *Natrum mur.* patient fre-

quently suffers too from uterine displacements. She has quite characteristically prolapsus uteri, which is particularly induced when she gets up in the morning. The symptom reads, "When she gets up in the morning, she must sit down to prevent prolapsus." This is a functional disease altogether. There is no organic change in the uterus, but there is great relaxation in the ligaments which support that organ. As she arises in the morning, relaxed instead of refreshed after her night's sleep, the uterus falls and she has to sit down to prevent this dragging. You will find these uterine symptoms accompanied by backache and decided spinal irritation, which is greatly relieved by lying flat on the back or by pressing a pillow firmly against the back. That I have confirmed over and over again for Natrum mur. In addition, you will have a characteristic symptom of the bladder that is just as often present as is the prolapsus itself, and that is, cutting in the urethra after urination. That symptom, I have seen successfully applied many times. Backache and morning aggravation are symptoms which will aid you in the selection of Natrum mur.

Natrum mur. produces a headache, worse from any use of the mind. In the morning on awaking, there is throbbing, mostly in the forehead, as if from many little hammers beating in the head. This, too, is worse from any use of the mind. The pain is so severe at times as to make the patient almost maniacal. With this kind of headache, the tongue is dry and almost clings to the roof of the mouth, although it may look moist when put out. There is great thirst. The pulse is almost always intermittent. This helps you to distinguish it from its complement, *Sepia*, which has a similar symptom. I do not want you to forget that sharp headache of *Sepia*, that sharp pain in the lower part of the brain, apparently in the meninges, shooting upwards. The patient can bear neither light nor noise. The pain is usually attended with nausea and vomiting as a secondary symptom.

Natrum mur. also produces a headache simulating that of *Bryonia*; sharp stitching about the head and sore bruised feeling about the eye-balls, especially when the eyes are moved. I may say that these headaches of Natrum mur. are particularly common in school children at the age of ten or eleven.

Calcarea ostrearum is also a good remedy here.

You may have occasion to use Natrum mur. in ciliary neuralgia, especially when the pains are periodical, returning from sunrise to sunset, being worse at mid-day.

Spigelia is a drug which also has headache or ciliary neuralgia, coming and going with the sun and worse at mid-day.

Gelsemium and *Glonoin* have not so much neuralgia as throbbing in the head, which grows worse and worse with the sun.

Natrum mur. also causes headache with partial blindness; here it resembles *Kali bichromicum*, *Iris* and *Causticum*.

Natrum mur. has a very powerful influence on the various portions of the eyes. Now, all over the body, the drug produces weakness of the muscles. This is especially manifest in the muscles of the eyes. The muscles of the lids feel stiff when moving them. Letters blur and run together when looking steadily at them, as in reading. You see that there is marked asthenopia. *Natrum mur.* is especially indicated when the internal recti muscles are affected. These asthenopic symptoms depend upon a general break-down. The spine is weak and irritated, digestion is slow and imperfect, and nutrition is not as rapid or as complete as it should be.

Another form of eye disease in which *Natrum mur.* is indicated, is scrofulous ophthalmia. You will be called upon to use the drug in such cases when nitrate of silver has been abused. There are smarting and burning pains and a feeling as of sand beneath the lids. The tears are acrid and there is very marked spasmodic closure of the eyelids. You can hardly force the lids apart. Ulcers form on the cornea. The eyelids themselves are inflamed and agglutinated in the morning. In addition to these eye symptoms, these scrofulous children suffer from eruptions particularly marked at the border of the hair. Scabs form on the scalp and from these there oozes a corrosive matter. There are moist scabs in the angles of the lips and wings of the nose, and with these, emaciation.

In scrofulous ophthalmia you should compare with *Natrum mur.*, *Argentum nitricum*, *Arsenicum* and *Graphites*.

For scabs in the corners of the mouth and wings of the nose, compare *Antimonium crudum*, *Graphites* and *Causticum*.

Natrum mur. also causes half-sight. Here you should compare *Aurum*, *Lithium carb.*, *Lycopodium* and *Titanium*.

Natrum mur. acts on the mucous membranes. We find it indicated in catarrh with mucous secretions abnormal in quantity rather than in quality. This hypersecretion of mucus is accompanied by paroxysms of sneezing. Fluent alternates with dry coryza. Every exposure to fresh air gives the patient cold. The wings of the nose are apt to be sore and sensitive. There is almost always in the *Natrum mur.* catarrh,

loss of smell. *Natrum mur.* is one of the best remedies for hawking of mucus from the throat in the morning, when the symptoms call for no other remedy.

The tonsils are often very red. The uvula is elongated, probably from relaxation of its muscles. There is a constant feeling as of a plug in the throat. The patient chokes easily when swallowing. The tongue is coated in insular patches.

The cough arises from the accumulation of clear mucus in the posterior nares, pharynx and larynx. Of course, there is hoarseness. Another form of cough calling for *Natrum mur.* is cough arising from tickling in the throat or at the pit of the stomach. This kind of cough is accompanied by bursting headache, here reminding one of *Bryonia*, and sometimes by involuntary spurting of urine as we find under *Scilla* and *Causticum*, and often, too, by stitches in the liver.

Natrum mur. has marked action on the male genital organs. It causes great weakness of these, giving rise to seminal emissions during sleep. These are followed by debility and great weakness. The genital organs are greatly relaxed. Wet dreams may even occur after coitus. That may seem to you an anomalous symptom, but it is not. During the act of coitus, erections are not strong and the ejaculation of semen is weak or even absent. The consequence is, there is not an entire emptying of the seminal vesicles. There is still irritation remaining there. When the man goes to sleep, this irritation, by reflex action, excites lascivious dreams. As consequences of the excessive seminal loss, we find backache, night-sweat, weakness of the legs and the melancholy which is characteristic of the remedy. *Natrum mur.* is not alone among the soda salts in this class of ailments. *Natrum phos.* was proved by gentlemen in this college. They had seminal emissions every night. At first, there seemed to be erethism with lascivious dreams but, later, emissions took place, one or two in a night, without any sensation whatever. These were followed by weakness of the back and by trembling of the knees, which felt as though they would give way.

You will find, too, that gonorrhœa is curable by *Natrum mur.*, especially when chronic. The discharge is usually clear (it may be sometimes yellowish). There is well-marked cutting in the urethra after urination.

Nutrition is greatly impaired under *Natrum mur.* as I have already told you. Emaciation is marked in almost every case in which it is the similitum. We may make use of this fact in children who suffer

from marasmus from defective nourishment. They are thin, particularly about the neck. They have a ravenous appetite, and despite this, they grow thin, at least they do not grow fat. Here you find it comparable with *Iodine*, but the peculiar emaciation of the neck disproportionate to that of the body is sufficient to distinguish it from that drug. In addition to this you may have, at times, well-marked thirst. The child craves water all the time. This is what the laity term inward fever. There is constant heat and dryness of the mouth and throat which the water relieves. If there is constipation when *Natrum mur.* is the remedy, there is a very characteristic stool, hard, difficult to expel, fissuring the anus, and as a consequence there is bleeding with the stool. Of course, smarting and soreness is the result of this laceration of the anus.

Natrum mur., like the other salts of soda, is a first-class remedy in the treatment of dyspepsia. We find it indicated when farinaceous food, particularly bread, disagrees. The symptom reads, "He is averse to bread of which he was once fond." On the other hand, there is craving for oysters, fish and salty food or for bitter things. After eating, the patient is very thirsty. There is a distressed indescribable feeling at the pit of the stomach. This is relieved by tightening the clothing, just the opposite to *Lachesis* and *Hepar*, and precisely the same as *Fluoric acid*. The constipation which I have described causes hypochondriasis. The patient is low-spirited and ill-humored, and this mental condition seems to keep pace with the degree of constipation. When the bowels are moved, the mind is relieved. You must use this symptom rationally. Those who have been accustomed to taking purgative medicines will almost always feel badly if their bowels remain costive longer than the usual time. They have dull headache, nasty taste in the mouth, etc., and when the bowels move, they feel better. Here *Nux vomica* is the remedy. It is not often that undisturbed constipation produces this condition of mind, but when it does, *Natrum mur.* is the remedy.

We find *Natrum mur.* indicated in affections of the coarser tissues, for instance, of the skin. I have already told you how it affects the sebaceous glands. We find that it produces urticaria. The itching is very annoying. It occurs about the joints, particularly about the ankles. Wheals form on different parts of the body and these itch, smart and burn. Especially do we find *Natrum mur.* indicated when these symptoms accompany intermittent fever, or occur after exposure to damp cold, especially at the seaside. Exercise makes this nettle-rash

intolerably worse. Just here we find *Natrum mur.* complementary to *Apis*.

Apis is an excellent remedy in the treatment of urticaria, but it is not so good, I have found, in the treatment of the chronic form of the disease. Here we have to use other drugs, as *Natrum mur.*, and above all *Calcarea ostrearum*.

There is another form of eruption yet to be thought of for *Natrum mur.*, and that is herpetic eruptions. Thus, we find particularly characteristic of *Natrum mur.*, what are called hydroa-labialis. They are little blisters which form on the borders of the lips and which accompany every marked case of chills and fever indicating *Natrum mur.* They are akin to what are commonly known as fever blisters. *Hepar*, *Natrum mur.* and *Rhus tox.*, are the remedies which have this symptom most marked. *Arsenicum* also has it. In the very beginning of these cold sores, the application of camphor will stop the trouble. If, however, they are well advanced, *Hepar* relieves them and prevents their return. Camphor is not a curative remedy, but *Hepar* is.

Herpes circinatus, a variety of ring-worm, calls for *Natrum mur.* Other remedies for this trouble are *Sepia*, *Baryta carb.*, and *Tellurium*.

Another form of eruption calling for *Natrum mur.*, is eczema, which appears in thick scabs, oozing pus, and matting the hair together, a *crusta lactea* in fact.

Lastly, I come to speak of the well-known application of *Natrum mur.* to intermittent fever. There it shares the honors long accorded to *Cinchona* and *Arsenic*. *Natrum mur.* is to be considered when the chill comes characteristically between ten and eleven A.M. The chill begins in the small of the back or in the feet. It is accompanied sometimes by thirst, and by aching pains all over the body. Sometimes, urticaria complicates the case. Fever is usually violent. Thirst increases with the heat. The headache becomes more and more throbbing. So severe is this cerebral congestion at times, that the patient becomes delirious. By and by, sweat breaks out quite copiously and it relieves the headache and also the other symptoms. This is the chill curable by *Natrum mur.*

When chill occurs at 10 A.M., as a result of hectic fever or phthisis, *Stannum* is to be used and not *Natrum mur.*

LECTURE LXVIII.

BORAX VENETA.

Borax. { Staphisagria, Mercurius.
Sepia, Pulsatilla.
Bryonia.
 > Chamomilla, Coffea.
 > Vinegar.
 > Wine.

BORAX is the biborate of soda. As a medicine, it won its first laurels in the nursery, where it has long been used in the treatment of sore nipples and children's sore mouth. Like all popular remedies, it has been greatly abused. Homœopathy has rescued it from the nursery and now offers it to the profession as a medicine of great value, telling when it may and when it may not be used. Underlying this sore mouth, which seems to be the keynote for the use of Borax, is a system or constitution which will permit of the sore mouth, that is, an illy-nourished system. Thus the infant becomes pale or of an earthy hue; its flesh grows soft and flabby; it cries a great deal when it nurses, screams out during sleep and awakens clinging to its mother as if frightened by a dream. The child is excessively nervous, so much so, that the slightest noise, the mere rustling of paper, or a distant heavy noise, will arouse and frighten it. This nervous excitability qualifies the pains. For instance, in the earache, you will find that each paroxysm of pain causes the child to start nervously. This earache is accompanied by soreness, swelling and heat of the ear, just as you find in *Belladonna*, *Pulsatilla* and *Chamomilla*. There is a mucous or muco-purulent otorrhœa. Borax is distinguished from these similar remedies by this character of the nervousness, this starting with the pain or with slight noises, by the paleness of the face and above all by another well-proved symptom, the child dreads a downward motion. Thus if the little one is soundly asleep in its mother's arms and she makes the attempt to lay it down in its crib, it gives a start and awakens. If she attempts to carry it down stairs, it will cling to her as if afraid of falling. This must not be confounded with the excitability

of other medicines as Chamomilla and Belladonna. It is not the motion that awakens the child. The child will not awaken if it is moved without any downward motion. It must, then, be the downward motion that arouses it. The reason for this is, that the child is suffering from cerebral anæmia and this downward motion causes a feeling as though it were going to fall. This symptom may also be utilized in adults, as, for example, in the case of invalids who have been ordered to take horseback rides, but who cannot do so, because when the horse lets them down, they feel as if they were in torture. You will also find that ladies, after some exhausting disease, cannot use a rocking-chair, because when they rock backwards, they feel as if they would tumble.

The digestion in the Borax case is impaired, as you might infer from the defective nutrition. Colic precedes the diarrhœa, in the child I am describing. The stools are usually green, or they may be soft and yellow, but they always contain mucus. Here you have another illustration of the affinity of Borax for mucous membranes. Aphthous inflammation of the mouth appears as a concomitant of the diarrhœa. Aphthæ form in the pouches on the inside of the cheeks, on the tongue and in the fauces. The mouth is hot, which the mother notices when the child takes hold of the nipple. The mucous membrane around these aphthæ bleeds easily. The child lets go of the nipple and cries with pain and vexation, or else refuses the breast altogether.

Similar to Borax are the following remedies: First, *Bryonia*; this remedy has caused and has cured infants' sore-mouth. But the characteristic symptom in *Bryonia* is this: The child refuses to nurse or makes a great fuss about it, but so soon as its mouth is moistened, it takes hold of the nipple and nurses energetically. Is not this in keeping with the character of *Bryonia*? Those of you who know anything of that drug will remember how dry the mouth is, and how devoid of secretion is the mucous tract. Hence, when the mucous membrane of the mouth is moistened the child nurses at once.

Mercurius comes in as a substitute for the Borax when, with the sore mouth, there is very often salivation. Water dribbles from the child's mouth. The diarrhœa is accompanied by well-marked tenesmus. These are sufficient distinctions between Mercury and Borax.

Again, you must remember a forgotten remedy and that is *Æthusa cynapium*, or the fool's parsley. This is to be preferred when the colic and crying are accompanied by the violent vomiting characteristic of this drug.

Another remedy is *Arum triphyllum*. This is readily distinguished from Borax by the violence of the symptoms. The inflammation of the mouth is exceedingly violent and is accompanied by soreness and scabs around the mouth and nostrils.

Another common baby symptom in the Borax case is that the infant screams before urinating. The urine when passed is hot and has a peculiar pungent foetid odor. Now this is not to be confounded with gravel, which is not uncommon in little children and which will call for *Sarsaparilla*, *Lycopodium*, *Benzoic acid*, etc.; but it is the equivalent of the inflammations of other mucous membranes, so that it compares with *Aconite*, *Cantharis* and another excellent baby medicine, *Petroselinum*. Do not forget this last-named drug. It is not generally mentioned in our materia medicas, yet it is an excellent remedy. You should give *Petroselinum* for conditions very similar to those calling for Borax when there is sudden violent urging to urinate. It may be indicated even in gonorrhœa when this sudden urging is present.

Passing from child to adult, we find that although the aphthous condition is still master, we still have many of the other symptoms of Borax, the same difficulty in digesting food, the same weakness, and the mucous membranes still the point of attack. We find, for instance, the conjunctiva, particularly the palpebral portion, affected by Borax, giving you soreness especially marked along the borders of the lids. The eyelashes grow inwards instead of outwards, and irritate the eyeball. You should remember it as a remedy which will sometimes help in trichiasis or "wild hairs" and here you should compare it with *Graphites*.

The nostrils ulcerate in the Borax case, causing a great deal of soreness, pain and swelling of the tip of the nose.

On the mucous membrane of the throat, we find Borax having an action, being indicated, like all the soda salts, for accumulation of mucus there. But under Borax, this mucus is tough and difficult of detachment.

The leucorrhœa of Borax is clear, copious and albuminous. Like all the other secretions of Borax, this, too, has an unnatural warmth or heat to it.

The action of Borax on the lungs must not be forgotten. We find it indicated when there is cough which is accompanied by sharp sticking pain, worse through the upper part of the right chest. So sharp are these pains that they make the patient catch his breath. The expectoration has a sort of musty, mouldy odor. You can often use Borax in lung troubles and even in phthisis when these symptoms are present.

Lastly, we have to mention a few symptoms of the skin. The skin is unhealthy; every little cut or scratch suppurates readily. There is itching of the skin, particularly on the backs of the fingers, here being something akin to the dorsal eczema of *Natrum carb.* Little ulcers form about the joints of the fingers.

The best remedy we have for these small ulcers about the joints is *Sepia*.

Lastly, Borax has been used in erysipelas of the face, particularly of the cheeks. The distinctive character of the drug is a feeling as though there were cobwebs on the face.

I would advise you to caution your nurses, if you can do so, not to use powdered borax every time the child has a sore mouth. It may do harm, if it is not indicated. I think that I have noticed after this use of the drug, that the bowels suffer, and the child grows paler and dwindles rapidly, which it did not do before the meddlesomeness of the nurse.

LECTURE LXIX.

SALTS OF POTASH.

TOXICOLOGICALLY, potash may be of some interest to you, when, by accident, caustic potash is swallowed. Its great affinity for water, makes it attack the tissues with great avidity, producing very deep escharotic effects. It has more power to penetrate the tissues than have some of the other caustics, nitrate of silver for instance, hence it has been selected as the caustic for use when it is desired to reach far into the parenchyma of a part; as in the treatment of carbuncle, when a large portion of tissue has become gangrenous and a slough must be produced, caustic potash is used. The tissues thus acted upon have a greasy appearance, which is due to the formation of a soap made from the combination of the fats with the potash. Thus it differs materially in its action from the mineral acids, which make the tissues dry and dark, almost like a mass of tinder.

When swallowed by accident, for it is seldom used for suicidal purposes, the effects of caustic potash are violent. It causes such violent contraction of the stomach that what little of it gets that far is immediately ejected by violent vomiting. If the amount of caustic taken is sufficient, it causes a brownish film over the mucous membrane, or there may be spots here and there, in the mouth and throat which are denuded of their epithelium. The inflammatory process may increase to such an extent that these spots ulcerate, and as they heal they form cicatricial tissue with the subsequent unfortunate contraction and stricture of the part.

The antidotal treatment to such accidents is both chemical and mechanical; chemical to relieve the effects of the drug, and mechanical to relieve the trouble that remains. Vinegar, lemon-juice and large draughts of mucilaginous drinks are mostly relied upon to relieve the acute symptoms of this poisoning.

But there are many cases of slow poisoning with the potash salts, particularly when our allopathic friends use bromide of potassium so extensively. We therefore have the chronic effects of this to treat. These may require to antidote them: *Hepar*, which is an antidote to

the metals in general; *Sulphur*, and other remedies may be called for according to the symptoms present.

It has been determined by experiments on mammals, that potash, particularly the carbonate, acts paralyzingly on the muscles. This accounts for the general weakness which belongs to all potash preparations. This paralyzing effect is very manifest in the case of the heart muscle, which becomes early affected in poisoning with potash, the animal eventually dying with the heart in diastole, that is, the heart is widely dilated at the moment it ceases to beat. With this hint, you would expect to find potash salts of use in great muscular weakness, in what has been termed paresis, such exhaustion as accompanies convalescence from protracted disease as typhoid fever.

We have it on the authority of Dr. Hering that mushrooms contain a large percentage of potash, and are therefore to be recommended as an article of diet in cases of exhaustion.

KALI BROMATUM.

The first potash preparation we will consider is *Kali Bromatum* or Bromide of Potassium. We find that this drug is antidoted by *Hepar* mainly. It has some few analogous or concordant remedies, *Ambra grisea*, *Hyoscyamus*, *Stramonium*, *Tarentula* and *Mygale*.

Bromide of Potassium acts mainly upon the nervous system and acts, too, in two opposite directions. Primarily it decreases reflex action; secondarily, it depresses the mind. This property of the drug to modify reflex action has led to its extravagant use in the treatment of epilepsy. It is given in progressively increasing doses until the system is affected by what is known as bromism. When the system has become saturated with the drug, then it is discontinued for awhile. The first effect of the drug seems to be to increase reflex action, particularly reflex motor action, and it is on this quality of the Bromide of Potassium that the allopath bases his prescription. Every little disturbance in the periphery of the nerves, every little alteration in the function of an organ, is at once reflected to the nervous centres, and produces some other disturbance, either an uncomfortable sensation, twitching of muscles, anxiety, headache, or even absolute convulsions. This is the first condition of the Bromide of Potassium. You know that this is the starting point of almost all convulsions. Witness for instance, a case of eclampsia, where the pressure of the child on some of the nerves in the pelvis or against an undilating os, causes spasms; or still another

case, where some indigestible substance in the stomach produces convulsions. This reminds you at once of *Stramonium*, in which a bright light, by affecting the retina, reflects the irritation to the brain and causes convulsions.

As a result of this oversensitiveness to external impressions, we have quite a number of characteristics of the Bromide of Potassium. Many of these are symptoms of the drug calling for its exhibition in acute mania, when there are sleeplessness and strange imaginations. The patient imagines that he will be poisoned; that he is pursued by some demon; that he is hated by everybody, or that his honor is at stake. Some such impression acts on the mind irresistibly, and causes him to resort to violent procedures; thus, he will try to commit suicide in order to avoid the supposed danger. All this time, the pupils are dilated, and the face bright red and expressive of anguish and fear. The body trembles, and the muscles twitch in various parts of the body. You see how this resembles *Hyoscyamus*, both being parallel remedies in this form of disease.

Kali bromatum has also acted very well in the night-terrors of children, when from over-excitement of the brain, whether it be reflex from dentition or worms, or even from affection of the brain itself, the child shrieks out in its sleep, and if old enough, will complain of seeing hobgoblins, ghosts, or something of that kind. Even when that symptom occurs in impending dropsy of the brain, Bromide of Potassium may be the remedy.

We have another condition calling for Kali bromatum, and this seems to be an irritability of the nerves, not only of the brain, but of the whole body. This irritability is expressed by the following symptom: The patient is nervous, and cannot sleep, and feels better when engaged at some work. He is either busy playing with his fingers, or he is walking about, or in some way occupying his mind or body in some exertion; then he feels better. Simple sleeplessness will not be relieved by Kali bromatum, unless there is this relief from activity or motion.

In this respect I find it similar to *Tarentula*, which also has this irritation of the periphery of the nerves relieved by exercise and by rubbing. The patient plays with her dress, or with her watch-chain, as if to work off this over-irritation of the peripheral nerves. Even in the case of the headache of this remedy, the patient rubs the head against the pillow for relief.

Another remedy which is similar to Kali bromatum in this over-excitability, is *Ambra grisea*, which has this same sensitiveness to exter-

nal impressions, the slightest influence causing excitement and difficulty in breathing. Ambra grisea, however, almost always has some sort of vertigo associated with its other symptoms. It is a very quick-acting drug.

Conversely to this primary action of Kali bromatum, we have another, one of great depression of the cerebro-spinal nervous system. Thus we find it producing absolute loss of memory. The patient cannot remember words particularly. Associated with this symptom, we find a distressing melancholy; everything looks dark and gloomy. He cares nothing for anybody or for his occupation. This condition of things often follows excesses in venery, in which case Kali bromatum is an excellent remedy.

There is also a sort of ataxia developed. The patient seems to be unable to manage his legs as he should. There are numbness and tingling in the legs and in the spine; this symptom being accompanied, in the first stages, by an increase in the sexual appetite, but as the case advances it is associated with absence of erection and, too, frequent nightly emission of semen, thus increasing the melancholy.

You will find Bromide of Potassium indicated for business men who have worked long and hard, who have pored over difficult problems until they have this dizziness, this staggering when they walk, and this benumbed feeling in the brain. It was only yesterday that I prescribed it for a business man on Third Street, who has been working himself almost to death. I expect that it will relieve him promptly and effectually. He said that when he had been working at his books he would get a numbness in the back of the head, and a certain indescribable terrified feeling, as though he was going to lose his senses. Good results might also be obtained in this case by the galvanic current, the positive electrode being applied to the cervical region and the negative on the vertex. But Kali bromatum will give a more permanent relief.

Now, a word about Kali bromatum as an anti-epileptic remedy. I do not believe that it ever cured epilepsy. In almost all cases in which it has been given, it has not cured but simply suppressed the disease, and thus has produced a worse condition than the one previously existing, namely, imbecility.

Kali bromatum produces lesions of the skin. Its long-continued use gives rise to little, hard, dark red papules on the face, surrounded by little vesicles, and ending in suppuration. We may, therefore, use the drug in acne, particularly that resulting from masturbation.

Another form of eruption which the Kali bromatum produces is a

livid blotch as large as one's thumbnail, covered with scales, and having in its centre a yellowish appearance as if it were suppurating. After awhile it does suppurate and discharge, leaving a central depression, something like that of the small-pox pustule.

Still a third form of eruption, is an eczema which evidently arises from the action of Kali bromatum on the sebaceous or sudoriferous glands, causing an abscess in each of these, and developing a scaly eruption.

KALI HYDRIODICUM.

The Iodide of Potassium, or Kali hydriodicum, does not, like the Bromide of Potassium, act on the higher tissues of the body. It seems to affect more the lowest tissues, as the fibrous, acting particularly on the periosteum and the connective tissue wherever they may be found. It attacks the nervous tissues ultimately, probably by involving the neuroglia. The tendency of the drug is to produce infiltration, so that when it is thoroughly indicated you will almost always find an œdematous or infiltrated state of the part affected. Some of the symptoms produced by Iodide of Potassium are due directly to the Iodine which it contains. For instance, what is known as iodine intoxication may be developed by the drug. The patient exhibits a great deal of anxiety about the heart, the face is flushed, the head is hot, and the patient very talkative; in fact, he acts pretty much the same as would a man under the partial influence of liquor.

The headache which Kali hydriodicum causes is one of the external head, probably from the action of the drug on the aponeurosis of the occipito-frontalis muscle, because there appear hard lumps like nodes on the scalp and these pain excessively. This may be a remote symptom of syphilis or of mercurialization, or it may appear in a patient with the rheumatic diathesis.

In affections of the eyes Kali hydriodicum is called for principally by the violence of the symptoms, especially in syphilitic iritis after the abuse of mercury. Now, if mercury has not been abused, I do not consider the Iodide of Potassium to be the best remedy. If there is any best remedy for iritis it is *Mercurius corrosivus*. We may also use Kali hydriodicum for inflammation involving both choroid and iris, the result of syphilis. More externally we find pustular keratitis, with chemosis, especially after the abuse of mercury.

Coming next to the nose, we have the following indications for the Iodide of Potassium: Coryza or catarrh, occurring repeatedly in patients

who have been mercurialized; every little cold or exposure, or every damp day causes the nose to become red and swollen; an acrid watery discharge flows from it, and the eyes smart and lachrymate, and become puffed. The patient is alternately chilly and hot, the urine is high-colored (as the patient expresses it) and scanty, and there is usually some sore throat. Every exposure provokes a return of these symptoms.

Kali hydriodicum also cures this thin excoriating nasal discharge when it appears as an inheritance from syphilitic parents. The ozæna which it cures is either scrofulous, syphilitic, or mercurial, or a combination of all of these. The discharge may be either thin and acrid, or else thick, green, and offensive, and attended with burning sensation in the nose and even perforation of the nasal bones.

Next, the action of Iodide of Potassium on the lungs and heart: It is not a little singular that all the preparations of Mercurius produce sharp, stitching pains through the lungs (through either the right or left lung, and shooting in different directions), and that the very best antidote to mercury also produces stitching pains through the lungs, particularly through the sternum to the back; worse from any motion. Now, there are two exactly opposite conditions in which Iodide of Potassium is to be here thought of. One of these is in pneumonia, in which disease it is an excellent remedy when hepatization has commenced, when the disease localizes itself, and infiltration begins. In such cases, in the absence of other symptoms calling distinctively for Bryonia, Phosphorus, or Sulphur, I would advise you to select either Iodine or Iodide of Potassium. It is also called for when the hepatization is so extensive that we have cerebral congestion or even an effusion into the brain as the result of this congestion. Now, the symptoms in these cases are as follows: First, they begin with very red face, the pupils are more or less dilated, and the patient is drowsy; in fact, showing a picture very much like that of Belladonna. You will, in all probability, give that remedy, but it does no good. The patient grows worse, the breathing becomes more heavy, and the pupils inactive to light, and you know then that you have a serious serous effusion into the brain, which must be checked in a short time or the patient dies. Why did not Belladonna cure? He who would prescribe by the symptoms alone in this case would fail, because he has not taken the totality of the case. The trouble did not start in the brain. The cerebral symptoms are secondary to others. What, then, is the primary trouble? You put your ear to the patient's chest, and you find one

or both lungs consolidated; hence, the blood cannot circulate through the lungs as it should, and the different organs in the body become congested. So until you have proved that Belladonna has produced such a condition you cannot expect it to do any good.

Another condition in which we may use Iodide of Potassium is in pulmonary œdema, thus again showing you the infiltration producible by the drug. This is almost always, as you know, a secondary trouble. The expectoration looks just like soapsuds, only it is apt to be a little greenish.

We may also have Kali hydriodicum indicated in phthisis pulmonalis, particularly if there is present this same sort of frothy expectoration, night-sweats, and loose stools in the morning. The cough is of a violent racking, tearing character, and is worse in the morning, thus keeping up the character of the potash salts, to have aggravation of chest symptoms from two to five o'clock in the morning. I may say that these symptoms of the lungs are often consecutive to Bright's disease, in which disease Kali hydriodicum may be the remedy.

Yerba santa is used by eclectics for phthisis of catarrhal origin. It is used empirically. There is a gentleman who has a tendency to catarrhal asthma, with thickening of the bronchial tubes and constant oppression of breathing. I treated him for a year. Sulphur seemed to be indicated, but was given with only partial relief. Finally, I gave him *Yerba santa* in the tincture. It so far relieved him that every morning he coughed up a quantity of sputum, and there then followed a freedom of breathing he had not had for years.

The action of Kali hydriodicum on the heart is also characteristic. It produces a horrible smothering feeling about the heart, awakening the patient from sleep and compelling him to get out of bed. This symptom is also found under *Lachesis*, *Kali bichromicum*, *Lactuca*, *Euphrasia*, *Graphites*, and some others.

It is also useful for repeated attacks of endocarditis or pericarditis of rheumatic origin. There are sharp, darting pains in the heart, worse from any motion, and particularly bad from walking.

In diseases of the spine, you will find Kali hydriodicum indicated by these symptoms: Feeling as if the small of the back were being squeezed in a vice; bruised pain in the lumbar region and difficulty in walking; spinal meningitis with œdema or exudation, particularly when of syphilitic origin.

When gummatous tumors involve the nervous tissues, Iodide of Potassium is your only hope.

It may also be of use when rheumatism involves the spine and paraplegia results. In these cases I think that it is the neuroglia that is attacked.

It may still further be used in rheumatism of the joints, particularly of the knee. The knee-joint is swollen and has a doughy feel; here again you see the tendency of the remedy to produce infiltration of tissue. There is no fluctuation to be detected. The skin about the inflamed joint is apt to be spotted, and the pains are of a gnawing, boring character, and are worse at night.

In sciatica, you may give Kali hydriodicum when the pains are worse at night, and from lying on the affected side, and when the trouble is of mercurial or syphilitic origin.

You will find that the Iodide of Potassium will help you in the treatment of the so-called contracted kidney, especially when of mercurial origin.

Iodide of Potassium, like all the potash preparations, produces an eruption of a papular or of a pustular character. Especially do these appear on the scalp and down the back; when they heal they leave a cicatrix.

You may also remember Iodide of Potassium as a remedy for tertiary syphilis, particularly rupia.

The best antidote to Iodide of Potassium is *Hepar*.

LECTURE LXX.

KALI BICHROMICUM.

TO-DAY, I shall lecture on Kali bichromicum, or the Bichromate of Potash. You would expect, in a drug having the combination of this one, to obtain not only the results of potash, which forms the base of the salt, but also the modifying influence of the chromic acid. You will find, therefore, that while there are evident general resemblances to the other Kalis, there are decided differences arising from the acid combined with it. Chromic acid, as you probably well know, is a highly irritating acid. It is a powerful escharotic, destroying animal tissue very rapidly, and penetrating quickly into the part, and so producing a deep ulcer or sore.

Kali bichromicum is a drug which acts generally, although not exclusively, on fat persons, especially on fat, chubby children more than on adults. We find that it possesses great virtues in inflammation of mucous surfaces, with tendency to plastic exudation and pseudo-membrane. It attacks mucous membranes, causing at first inflammation of these, violent in character and associated with a great deal of redness and swelling, and at first a production of an excessive amount of mucus, from over-action of the muciparous glands. This excessive mucous secretion is very rapidly turned into a fibrinous exudate; hence there is a tendency to the formation of false membranes.

This character of the exudation on mucous surfaces gives us the well-known characteristic of the Bichromate of Potash, discharges are ropy and stringy. This symptom is true of the coryza, it is true of the discharges in pharyngitis and laryngitis, and it is true of the vomited matters in gastric catarrh. It also applies to the leucorrhœa and also to the gleet discharge from the urethra, which may sometimes call for Kali bichromicum. Illustrations then of this general characteristic of the drug are not wanting in any part of the body. We find even in scrofulous children, for whose diseases Kali bichromicum is often an excellent drug, this same quality to the mucous discharges. For instance, it is indicated in inflammation of the middle ear, particularly when it affects the membrana tympani. There is ulceration not only of the membrana tympani, but also of the mucous surface of the middle

ear. The distinction between Kali bichromicum and other remedies in these cases is that the discharge is tenacious, stringy and purulent. With this there will be earache, with pains of a sharp stitching character which shoot up into the head and down into the neck. You will find the glands of the neck swollen and also the parotid gland on the affected side. This becomes large and indurated, and pains shoot from the ear down and into the swollen parotid.

In diseases of the mucous membrane of the throat we find this same character to the exudation. Thus in diphtheria we find Bichromate of Potash indicated under two or three contingencies. It may be a remedy when diphtheria assumes the croupous form. The membrane is quite thick and is decidedly yellow-looking, like wash-leather. The discharges, whether coming from the nose or throat, or both, are decidedly stringy. This has been, in my mind, a sufficient distinction between Kali bichromicum and the Iodides of Mercury. When I am giving Iodide of Mercury in diphtheria, so soon as I find that the expectoration becomes stringy I change to Kali bichromicum, if it suits that condition, and also because it may prevent the extension of the disease to the larynx. Although in general Kali bichromicum is suited to rather sthenic types of inflammation, yet we have indications enough to prove that it may be suited to the adynamic cases also.

The *Iodide of Mercury* is to be thought of in diphtheria when the membranous deposit is more or less profuse, involving the tonsils and posterior nares. The glands in the neck are swollen. The tongue is coated dirty yellow. There is excessive production of mucus in the throat, causing a great deal of "hawking."

We find Kali bichromicum indicated in still other forms of inflammation of the throat than diphtheritic. Thus it is called for in follicular pharyngitis. The follicles of the throat become hypertrophied and look like little tubercles on the pharyngeal walls. These discharge a white cheesy-like mass, which when crushed between the fingers, gives forth a foetid, disagreeable odor. These are attended by a feeling of roughness and dryness in the throat and at times by an accumulation of tenacious mucus. You will find this disease a stubborn one to treat. In addition to Kali bichromicum, it will be well enough to remember *Hepar*, *Kali chloricum* (especially when there is a great deal of foetor of the breath) and *Æsculis hippocastanum*, or the horse-chestnut. *Æsculis* resembles Kali bichromicum very closely, but lacks the tenacious stringy mucus. There is dry, rough, burning feeling in the throat and pharynx and yet no swelling. The face is sallow and

digestion is slow. There is tendency to portal congestion, as shown by deep throbbing in the hypochondrium, and constipation and hæmorrhoids.

In other cases you will have *Nux vomica* indicated by well-known symptoms, which I need not here repeat.

Still other cases call for *Secale cornutum*, which has hawking up of these little follicular exudates.

We have Kali bichromicum indicated in yet another form of throat disease which is neither serofulous nor croupous nor diphtheritic, but syphilitic. Ulcers form on the fauces and tend to perforate. The surrounding mucous surface is of a coppery-red color.

It is also indicated in nasal catarrh. It produces, at first, dryness of the nasal mucous membrane with tickling in the nose and sneezing, these being especially marked in the open air. The secretion from the nose is ropy and stringy and often collects in the posterior nares. It may or may not be offensive.

At other times, as in ozæna, there are discharges from the nostrils or posterior nares, consisting of plugs, or clinkers, as they are sometimes called. Lumps of hard green mucus are hawked from the posterior nares, particularly in the morning. At other times (often in syphilitic cases) you will find ulcers which carry out the perforating character of Chromic acid and tend to perforate the parts on which they are located.

Kali bichromicum is indicated in true membranous croup. It suits best, although not exclusively, light haired, fair-complexioned children, who are rather fat and chubby. The cough has a decidedly metallic sound. It has more than the mere bark of catarrhal croup. The fauces you will generally find quite red, the tonsils, perhaps, are somewhat red and a little swollen. The cough seems to descend, that is, the rattling goes down lower and lower until it apparently reaches the upper part of the epigastrium, or rather the lower third of the sternum, the irritation of the cough seeming to start from there. In this position, as well as in the throat, there seems to be a smothering, oppressive sensation; breathing becomes very labored. The child has smothering spells, arousing it from sleep, choking. The whole chest heaves with the efforts at respiration. The membrane forms quite thickly in the larynx, narrowing its lumen. The expectoration is tough and stringy, and perhaps mucous, and contains pieces looking like boiled maccaroni. The patient is worse in the morning from three to five o'clock. Sometimes there is a tendency in these cases of croup to ex-

tend downwards and involve the trachea, and even the bronchi, giving rise to what has been termed croupous bronchitis. This is not a very common disease, but it is an exceedingly dangerous one. I remember treating a patient who after taking Kali bichromicum, expectorated pieces looking like vermicelli and having numerous little branches, probably casts of the ramifications of the bronchial tubes.

One of the remedies following Kali bichromicum well in throat and croupous diseases is *Lachesis*. It suits particularly when the spasmodic cough becomes so violent as to cause choking spells, and when the patient drops off to sleep, he awakens as if smothering. Kali bichromicum has modified the inflammation, but has not succeeded in preventing spasm of the throat. Then *Lachesis* comes in and relieves the remaining symptoms. Then should the croupous symptoms increase, you may return to Kali bichromicum.

There is also a resemblance between *Mercurius cyanatus* and Kali bichromicum in diphtheritic croup.

Kaolin is very useful for membranous croup when it extends downwards, and when one of the characteristic symptoms is intense soreness along the trachea and upper part of the chest.

The mucous membrane of the stomach, too, fails under the influence of Kali bichromicum. The drug is so irritating that it causes gastritis. Thus it produces gastric symptoms varying in severity all the way from those of simple indigestion to those of malignant disease of the stomach. In the milder forms of dyspepsia we find it indicated when there is headache, the pain usually being supra-orbital. This may be periodical in its return, but is particularly excited by gastric irritation. Although it is neuralgic in its character, it is reflex from gastric irritation. Another form of headache which is associated with these gastric symptoms is one of a peculiar kind. The patient is affected with blindness more or less marked, objects become obscured and less distinct, the headache then begins. It is violent, and is attended by aversion to light and to noise, and the sight returns as the headache grows worse. I have met with that symptom in my practice four or five times. I have found the same symptoms precisely given under *Gelsemium*, but I have never used that drug under these circumstances, so I have not confirmed it. There are quite a number of remedies having blinding headache, but Kali bichromicum is the best of them. We have *Cauticum* sometimes indicated for blindness with the headache, but not diminishing as the headache increases. We also find it under *Natrum*

mur., *Iris versicolor*, *Psorinum*, and *Silicea*. In the latter remedy the blindness comes after the headache.

With this headache of *Kali bichromicum* the face is apt to be blotched and bloated, and covered with pimples or acne. It is also sallow and yellowish as if the patient were bilious. The whites of the eyes are yellow and a little puffed. The tongue is thick and broad and scalloped on its edges, as though it had taken the imprint of the teeth. The stomach seems to swell up immediately after a full meal, just like *Lycopodium*. The bowels are constipated, or else there is early morning diarrhoea, as you find under *Sulphur*, *Rumex*, *Bryonia*, and *Natrum sulph.* The stools are watery, and are followed by tenesmus. These are some of the gastric symptoms which will yield to *Kali bichromicum*. They are particularly apt to occur after excessive beer drinking. *Kali bichromicum* is one of the best remedies for the chronic effects of excessive indulgence in beer and ale.

We also find *Kali bichromicum* producing gastritis, herein very much resembling *Arsenicum*. The vomited matter is sour, and is mixed with clear mucus. You see how *Kali bichromicum* everywhere excites an over-production of mucus. The vomit may be bitter from admixture of bile. It is renewed by every attempt at eating or drinking, and is associated with a great deal of distress and burning rawness about the stomach. With this kind of vomit you may give *Kali bichromicum* in the vomiting of drunkards and in the round, perforating ulcer of the stomach.

In dysentery, *Kali bichromicum* is sometimes indicated. The disease occurs periodically in the spring or in the early part of the summer. The stools are brownish and watery, and mixed with blood and attended with great tenesmus. The distinctive symptom is the appearance of the tongue, which is dry, smooth, red, and cracked.

In its action on the skin, *Kali bichromicum* causes first of all, a rash which very much resembles that of measles. *Kali bichromicum* has been given in measles with these symptoms: It is particularly indicated after *Pulsatilla*. The latter remedy is suited for the milder symptoms, the former for the more severe. The inflammation of the eyes grows worse with the formation of vesicles or pustules on or about the cornea. The meibomian glands or other structures of the lids ulcerate, so that the lids agglutinate, and there is more or less purulent discharge from the eyes. The ears, too, become involved, and there is a discharge from the ears of quite offensive pus. There are also violent, stitching pains which extend from the ear to the roof of the mouth

and to the parotid gland on the affected side. The external auditory meatus is greatly swollen. Kali bichromicum is one of the best remedies we have, when measles is associated with these ear symptoms and swelling of the glands, with sharp pains shooting from the ears into the glands. There is also diarrhœa which resembles that of *Pulsatilla*, but differs from the latter in the presence of slight tenesmus. The rash is the same as we find in nearly every case of measles. In a general way, we may say that it resembles *Pulsatilla*, only it is *Pulsatilla* much worse. It has the simple catarrh of *Pulsatilla*, watery or more commonly yellowish green secretions, made worse and even advancing to ulceration.

We next find Kali bichromicum like all the potash salts producing papules. These papules are hard, and tend to enlarge and develop into pustules. In extreme cases these pustules may even develop into ulcers.

We have also developed by Kali bichromicum symptoms resembling those of sycosis. This places the drug alongside of *Thuja*, *Pulsatilla*, and *Sarsaparilla*. We find scabs on the fingers, often about the nails, and also on the corona of the glans penis. There is a gleety discharge from the urethra, which is very often stringy, thus keeping up the general action of Kali bichromicum on mucous membranes. Ulcers looking like chancres, and tending to eat deeply rather than spread superficially, form about the glans penis and prepuce. In addition to these symptoms you must have the inflammation of the nose and throat of the character already described, with perforating ulcers affecting even the bones.

Kali bichromicum is also called for in inflammations of the eyes; this inflammation being rather indolent in character. There is lack of reactive power, so that ulcers form which progress slowly and show but little tendency to heal of their own accord. The same is true of the conjunctivitis, which may be of scrofulous or of sycotic origin. The lids are swollen and agglutinated, especially in the morning, with thick, yellow matter, and, to keep up the indolent character of the remedy, you find very little photophobia. Sometimes we find chemosis with these cases.

You will find that iritis, whether syphilitic or not, may call for Kali bichromicum. It is indicated not in the beginning but late, when there has been exudation posteriorly between the iris and crystalline lens, causing adhesions of these structures to each other. These

exudations, if not too great, will be absorbed under the action of Kali bichromicum. Characteristic of this iritis is indolence. There is little or no photophobia and not a very decided redness attending the inflammation. This is a general hint which will guide you to Kali bichromicum, and will save you the memorizing of less characteristic symptoms. Do not, therefore, forget the indolence of the ulceration, the absence or deficiency of inflammatory redness, and the disproportionate absence of photophobia.

We next come to the action of Kali bichromicum on the chest. It is indicated in bronchitis, particularly if the glands are involved. Posteriorly, on either side of the spinal column, you find dulness on percussion. The cough is of a hard, barking character, almost as in croup. It seems to start from the epigastrium. The expectoration is generally of a stringy character. Sometimes it consists of bluish lumps, and is attended with a great deal of difficulty of breathing, arising mechanically from thickening of the lining membrane of the bronchial tubes. This cough is almost always made worse after eating, and is better when warmly wrapped up in bed. There is a great deal of feeling of tightness in the epigastrium.

You must also remember Kali bichromicum as a remedy indicated in asthma dependent upon bronchiectasia. The bronchial tubes are filled up with this tough tenacious exudation. But we find Kali bichromicum indicated in another form of asthma, which is worse from three to four o'clock in the morning, and is especially liable to return in the winter weather, or in summer time when chilly. The patient is compelled to sit up in bed in order to breathe. Relief comes when the patient raises stringy mucus. This kind of asthma calls for Kali bichromicum, whether the patient be stout or thin. If you have this after midnight aggravation and relief from sitting up and bending forward, and from the expectoration of stringy mucus, you have a certain remedy in Kali bichromicum. Here is it a perfect complement to *Arsenicum*, which has nearly the same symptoms, but lacks the tenacious sputum. The low potencies have been most successful in the treatment of asthma. The high potencies have not failed, but in all of the literature that I have been able to see, the low potencies have seemed to be the most successful. Whether this is true or not, I do not know. I only give you the facts as I find them, that you may judge for yourselves.

Lastly, I have to speak of the use of Kali bichromicum in rheu-

matism, particularly in rheumatism which occurs in spring or summer weather, when there are cool days or nights. The smaller joints seem to suffer. Thus we have pains about the fingers and wrists more than in any other part of the body. Pains wander from one part of the body to another. Gastric and rheumatic symptoms alternate. I have had several instances in which I have been able to confirm this characteristic of the drug.

LECTURE LXXI.

CAUSTICUM.

CAUSTICUM is evidently a potash preparation, but its exact composition I do not know. Hahnemann was not able to define it, and chemists since his time have not been able to tell of what it is composed. Nevertheless it is a unique remedy, and is one that we cannot do without in practice. The drug is conveniently studied under the heads placed on the board.

Causticum.	{	Carbo veg.	Paralysis.
		Lachesis.	Spasms.
		Coloc.	Rheumatism.
		Rhus, Dulc., Aconite, Colch.	Mucous membranes.
		Guaiacum.	Skin.
			Organs.
< Phosphorus.			

It has a tendency to cause paralysis and spasmodic symptoms, rheumatism, affections of the mucous membranes, and diseases of the skin and organs generally. You will recall the fact that there is an inimical relation between *Phosphorus* and *Causticum*. These remedies do not follow each other well, although indicated in the same class of diseases. This is to be remembered particularly by those who use the higher and medium potencies.

The main power of *Causticum* is the first one on the list, the paralytic weakness which the drug exhibits. This paralytic tendency is a genuine potash weakness. *Causticum* is especially suited to patients who are timid, nervous and anxious, and full of fearful fancies, particularly in the evening at twilight, when shadows grow longer and fancy more rife. The child, for instance, is afraid to go to bed in the dark. This applies not to the unfortunate child who entertains these fears by reason of faulty education, but to the child who is afraid as the result of nervous disease. As an adult, the patient is apprehensive that something is about to happen, or he feels conscience stricken as if he had committed some crime. When closing his eyes, he sees frightful images. This is no new symptom to you, as you will recall it for

several remedies. The patient, especially if a woman, is apt to be tearful and melancholy. The face is a correct picture of the mental condition, and is expressive of this low-spirited state. The face is apt to be sallow and sickly looking. The patient is either taciturn and distrustful, or is inclined to fits of anger, with scolding. This is, as you know, by no means dissimilar to the Phosphorus, and yet you must not make the mistake of giving one, when the other is indicated. Memory fails. Any attempt at mental labor is followed by untoward symptoms, such as stitches in the temples when reading or writing, feeling of tension in the head and scalp, particularly in the forehead and about the temples. This is worse in the evening, and also on awakening from sleep. Here again it is very similar to Phosphorus, which also has that feeling of tension. The patient also has a rather odd sensation, and one that is not frequently met with, and that is a feeling as though there were an empty space between the brain and the cranial bones. This is relieved by warmth. As odd as this symptom may seem to you, it is not too uncommon for you to make note of. Our materia medica is not over-rich in this direction, and so we ought to utilize every such symptom that we can get.

The vertigo of Causticum is that which belongs to an excited brain and spine, such as we find in the incipency of paralysis, and even of locomotor ataxia. There is a tendency to fall either forwards or sideways. There is with this vertigo a constant feeling of anxiety and weakness of the head. The sight is bedimmed as though the patient were looking through a fog. Now concomitant with these brain symptoms you have the following symptoms, one or two of which ought to be present in order to make the picture complete. The skin in these cases is apt to be dry and hot, and there is almost always constipation, which constipation is quite characteristic. It is attended with a great deal of urging, probably from defective expulsive effort in the rectal muscular fibres, with redness of the face and fulness of the blood-vessels. This symptom is very common in weak persons and in children when they are nervously debilitated.

Very characteristic of the drug is paralysis of single parts or of single nerves. Thus you may have to use it in paralysis of the facial nerve, particularly when it is the result of exposure to dry cold winds. It may also be called for in ptosis, when the result of the same cause. Causticum is still further called for in paralysis of the tongue, when deglutition and speech are more or less destroyed, paralysis of the lips, and in glosso-pharyngeal paralysis. In this last-named disease, you

cannot expect much improvement from any remedy. The larynx and the bladder may be attacked. These are illustrations of the local palsies which come within the range of Causticum. These paralyzes may be caused either by deep-seated nervous disease, or, very characteristically, by exposure to cold, particularly to the intense cold of winter, when the patient is of the rheumatic diathesis.

Aconite, like *Causticum*, is useful in paralyzes which are traceable to exposure to cold, especially to dry cold winds. *Aconite* suits well in the beginning, and *Causticum* more when the paralysis has become chronic and refuses to yield to the *Aconite*.

Rhus tox. and *Dulcamara* compare favorably with *Causticum* for paralysis of rheumatic origin, provoked by exposure to a damp and cold atmosphere, particularly when there have been changes from tolerably warm to cold and wet days. *Dulcamara* is suited to the beginning of such cases, and not when the trouble becomes chronic. *Rhus tox.* is suited to chronic cases.

You may also find *Causticum* indicated in paralysis which arises from apoplexy; it is not called for, for the immediate results of the stroke, not for the congestion, nor for the exudation, but for the remote symptoms, when, after absorption of the effused blood has taken place, there yet remains paralysis of the opposite side of the body.

Causticum may be applied in diseases of children. It is suited to children of a scrofulous habit in whom, though emaciated generally and particularly about the feet, the abdomen is large and tumefied. They are slow in learning to talk. There is a tendency to scrofulous inflammation of the eyes, scabs form about the tarsi, the conjunctivæ become injected, and the cornea inflamed. There is a constant feeling as of sand beneath the eyelids. An eruption appears about the scalp, especially behind the ears, making this portion of the skin raw and exco-riated. The discharge is slight in quantity and sticky in character. Often there is otorrhœa, purulent in its character. The child stumbles when it attempts to walk. The cause of this symptom will be found in disease of the brain or spine. These cases do not recover rapidly. There is defective nutrition in the whole nervous system. You must instruct your patients that hygienic measures must be observed in conjunction with medicinal, and that you can promise a cure if they will but be patient with you.

Other remedies which may be thought of here are, first, *Sulphuric acid*, which is a good remedy for this weakness or giving way of the ankles; another is *Sulphur*, and still another, *Silicea*.

Still further, as illustrating the paralytic effect of Causticum, we find it causing aphonia or failure of the voice. This may or may not be catarrhal. It is associated with great weakness of the laryngeal muscles, which seem to refuse their office. This is often the case in phthisis and in laryngeal troubles, whether of a tubercular nature or not. The paralytic tendency is further illustrated in the cough. The patient is unable to expectorate. Just as under *Sepia*, *Drosera*, *Kali carb.*, *Arnica* and a few other remedies, the patient succeeds in raising the sputum so far, when it slips back into the pharynx. The remedy also has this as characteristic: The patient cannot cough deep enough for relief. In addition to these paralytic symptoms in catarrhs you may also add the following: Rawness and burning down the throat and trachea, feeling as if these parts were denuded, and hoarseness with aggravation in the morning. At this time, also (consistent with the action of the potash salts generally), there is accumulation of mucus in the fauces and larynx. The sputum often tastes greasy and soapy. Drinking cold water seems to relieve the cough. Accompanying the cough you find pain over the hips, and this is very characteristic, and, too, the cough is often associated with involuntary spurting of urine. This last symptom is very characteristic of Causticum. It is also found under *Natrum mur.* and *Scilla*.

In the laryngeal symptoms it is necessary to make a distinction between Causticum and *Phosphorus*. One point of difference is that *Phosphorus* often has evening aggravation of the hoarseness; Causticum has aggravation in the morning. Both have this nervous weakness. One symptom I have often found indicating *Phosphorus*, and that is, extreme sensitiveness of the box of the larynx. The patient dreads to cough, because it aggravates the laryngeal soreness. He dreads to talk for the same reason. Relief from cold drinks is found only under Causticum.

More similar to Causticum yet, is *Carbo veg.* Here you can make no mistake, because both drugs follow each other well. If you do make the mistake of giving one of these when the other is indicated, you will not injure your patient any more than from the delay caused by your imperfect selection. Both remedies have this rawness and soreness down the throat; both have hoarseness, *Carbo veg.* having aggravation in the evening and Causticum in the morning. The former is indicated after exposure to damp evening air; the latter after dry, cold, severe winter weather.

Eupatorium perfoliatum is very similar to Causticum in that it causes

hoarseness worse in the morning. Both remedies are indicated in influenza with aching all over the body, but *Eupatorium* has more soreness in the chest than it has burning and rawness.

In the hoarseness of singers or those who exert their voices a great deal, *Causticum* resembles *Graphites* and *Selenium*.

In some cases, when *Causticum* fails in chronic hoarseness worse in the morning or evening, *Sulphur* is an all-sufficient remedy.

Still another kind of cough for which you may give *Causticum* is one which improves up to a certain point and then remains stationary, getting neither better nor worse.

Causticum is a good remedy for buzzing and roaring in the ears, or tinnitus aurium, when sounds reëcho unpleasantly in the ears. A voice which is of an ordinary tone, sounds loud, and reëchoes in the ear with unpleasant confusion. When *Causticum* is the remedy, these symptoms may be concomitant with catarrh of the throat involving the Eustachian tube. They may also be symptoms of Ménière's disease, of which affection I once cured a case with *Causticum*.

There is a drug which you may compare here, and that is *Salicylic acid*, which has caused and cured Ménière's disease.

You may also compare *Carbon bisulphide* and the well-known *Cinchona*.

We find *Causticum* indicated in involuntary urination or enuresis, especially in children. It is especially called for when the accident occurs during the first sleep. The trouble is aggravated in the winter and ceases or becomes more moderate in summer. The urine is especially liable to escape involuntarily during the day in winter, as the result of any excitement.

For nursing women we may use *Causticum* when over-exertion or loss of sleep threatens their supply of milk. This makes them very low-spirited, and they are apt to have this sallow, sickly complexion which is characteristic of *Causticum*.

Causticum may be used in spasmodic diseases, even in convulsions. Thus it may be used in epilepsy, particularly in *la petit mal*. When walking in the open air, the patient falls, but soon recovers. During the unconscious stage, the patient passes urine. It may even be used when the attacks are of a convulsive nature, especially when they recur at the new moon. Now you are not to consider that the moon has anything to do with these epileptic attacks. It is only the laws which govern the relation of the planets, which regulate the tides and have to do with the periodicity of nature generally that also apply to the moon

and to the disturbances within the human body; so it is that some symptoms are worse at new moon, others at full moon; some at the rise and others at the fall of the tide. It does not, therefore, follow, because the patient is worse every time at new moon, that the moon causes the aggravation. Causticum is moreover indicated in epilepsy when it is connected with menstrual irregularities, and also when it occurs at the age of puberty. In these symptoms Causticum is closely allied to *Calcarea ostrearum*.

Causticum is indicated in chorea when the right side of the body is affected more than the left. The muscles of the face, tongue, arm and leg are all involved in the disorderly movements. When the patient attempts to speak, words seem to be jerked out of the mouth. The patient is anxious and restless in bed at night. He must sit up and change his position. He involuntarily throws the head about, and finally he falls asleep exhausted. During sleep the legs and arms are constantly "on the go."

Lastly, we may be called upon to use Causticum in rheumatism, especially when the joints are stiff and the tendons shortened, drawing the limbs out of shape. It is frequently indicated in what has been termed rheumatoid arthritis. Rheumatic pains attack particularly the articulation of the jaw. They are worse from cold and are relieved by warmth.

Now you will have to distinguish Causticum here from several other remedies. *Rhus tox.* also has rheumatism from exposure to cold. Some of the distinctions between it and Causticum I have already given you. There is yet another good one. *Rhus tox.* has restlessness and relief from motion all the time. In Causticum the restlessness only occurs at night.

Guaiacum is to be preferred to Causticum and follows that remedy well when, in either gout or rheumatism, there are contractions of the tendons, drawing the limbs out of shape, aggravated by any attempt at motion, particularly if there are well-developed gouty nodosities in the joints.

Colocynth is to be remembered for articular rheumatism when the joints remain stiff and unwieldy. The pains in the affected parts are of a boring character.

Causticum also acts on the skin, one of its most characteristic symptoms being warts. It is useful in the cure of these hypertrophies of the papillæ when they occur on the hands or face. I remember once giving Causticum to a child who had two warts on the under eyelid. At the

end of the third week after taking the remedy there was a string of warts over the inner canthus of the other eye. I believed that these resulted from the Causticum. Of course, I stopped the medicine. At the end of several weeks more, all the warts had disappeared, and the child has had none since. This shows you that Causticum really produces and cures warts.

Causticum may be called for in colic after the failure of Colocynth. The pains are of a griping, cutting character, and are relieved by bending double. Particularly do you find pains of this character suggesting the drug in menstrual colic. Previous to the menses, these colicky pains appear, and are associated with tearing pains in the back and limbs. All the sufferings cease entirely at night.

LECTURE LXXII.

KALI CARBONICUM.

Kali carb.	{	Phos.; Carbo veg., Arsen.
		Ant. tart.
↓		Hypophosphite of Lime, Psorinum.
✓		Caust., Senna.
		Natr. m.
Carbo veg.	{	Lachesis.

TO-DAY I will study with you Carbonate of Potash, known in our nomenclature as Kali carb. This is complementary to *Carbo veg.* and similar to it in many forms of disease, particularly in lung inflammations. Sometimes when one fails, the other completes the cure; hence the origin of the complementary relation. We have quite a number of analogues to Kali carb., some of which have been placed on the board. We will have occasion to refer to some of these as we go on. There is also somewhat of a complementary relation between Kali carb. and *Phosphorus*.

Kali carb. exerts an influence over the manufacture of the blood, quantitatively as well as qualitatively. This is shown in the anæmia which the remedy causes. This is illustrated by the following symptoms: Frequent chilliness; every time the patient goes out of doors, he becomes chilly if the air is in the least cool, not having the normal resistance to temperature; quite consistent with this anæmia, there is throbbing in the bloodvessels all through the body. This not plethora, but only an appearance of plethora. It is associated with local congestions which are really anæmic in origin; the blood being normal volumetrically, but is not as rich in red corpuscles as it should be. The congestion to the head is associated with humming in the ears. The patient suffers from vertigo when he turns his head rapidly, or from riding in a carriage, or from anything that diminishes the supply of blood to the brain. The patient suffers from weakness of sight, especially following excessive sexual indulgence.

Again, we find Kali carb., by reason of this anæmia, indicated after

severe or protracted diseases. It thus becomes useful for the weakness following labor or abortion when we have the following symptoms: There is a very troublesome backache, a weak, lame feeling in the small of the back, which makes walking very difficult to the patient; the patient suffers from cough and frequent sweating at night. You find persistent discharge of blood from the uterus. The urine is loaded with urates. This latter symptom, this excess of urates, shows great waste of tissue, and is evidence of the exhaustion which Kali carb. causes and cures.

You will recall that I mentioned Kali carb. as a drug which causes great exhaustion in the muscular system, and it is frequently in this kind of exhaustion that the urates are excessive in the urine.

Kali carb. acts not only on the voluntary muscles, but on the heart also. The heart becomes weakened when it is indicated, and you thus have a pulse which is irregular or intermittent, or, being rapid, is very weak. Now, this character of the pulse in Kali carb. will qualify every disease in which you may use the drug. It is a characteristic of the drug which lies at the very root of its symptoms; therefore, you will seldom find Kali carb. indicated when there is a full round pulse.

This condition of the urine, in which it is loaded with urates as evidence of exhaustion from disease, is also found under other remedies. Perhaps the best remedy in the materia medica for this symptom, other things being equal, is *Causticum*. Remember that this assertion is to be qualified. A symptom of this character has not the same value as a symptom of the mind would have. It is characteristic in its place, and yet, if symptoms more characteristic of the case indicate another drug, then you should not think of using *Causticum*. Suppose you have a patient whose other symptoms are those of Kali carb., for example, a woman after confinement with backache, sweat, and other symptoms of importance, then you may give Kali carb. with satisfaction. But if you have a patient with no prominent symptoms, and with this excessive deposit of urates in the urine, *Causticum* will help you out.

Still another remedy for this symptom is *Senna*, which is one of the best remedies in the materia medica for simple exhaustion with excessive nitrogenous waste.

The particular combination of symptoms that we have under Kali carb., the sweat, the backache and the weakness, are found in no other remedy. It acts as well with the high as the low potencies.

You may also remember the *Hypophosphite of Lime*, which comes

near to the Kali carb. in the excessive sweating, weakness and pallor of the skin.

You may also remember as akin to Kali carb., *Psorinum*, which, as you have already learned, is eminently useful in convalescence from disease when there is great weakness, profuse sweat and in addition a mental state, a perfect hopelessness. The patient despairs of perfect recovery.

Next, let us look at the action of Kali carb. on the nervous system. Viewed mentally, the patient is excessively peevish and nervous and is very easily startled. You often find this in women. They are startled by imaginary hallucinations, they imagine that some one is in the room or some figure comes before the mind and tantalizes them. Especially is this anxiety manifested on any noise as the mere shutting of a door or window, particularly if the noise be unexpected. They are not only startled as many healthy persons would be under similar circumstances, but they are frightened, are driven into a fit of trembling. You will sometimes find the intellect seriously impaired when Kali carb. is indicated. The patient does not seem to care for anything. This indifference is associated with great bodily exhaustion. When questioned, the patient, usually a female, does not seem to know exactly what to say or what she wants. The condition borders somewhat on that of *Phosphoric acid*, but still the apathy of the two remedies is not exactly the same. Kali carb. has not a sensorial apathy, but it has exhaustion too great to frame their answers to your questions. You will frequently find these symptoms of the mind calling for Kali carb. in puerperal mania and in puerperal fever.

Again, we find that spasms may occur as a symptom of the nervous system under Kali carb. The patient does not lose consciousness during the convulsions, hence the remedy is not indicated in true epilepsy; but it may be indicated in puerperal eclampsia, the spasms seeming to pass off with eructations of wind.

The spine suffers severely in the Kali carb. patient. In addition to the backache, already mentioned as the result of anæmia or of abortion, we have spinal irritation which, by the way, is just as vague a symptom as is any other of a general character, as headache. You must always know what causes this spinal irritation. Does it come from loss of fluids, from brain troubles, from emotional causes, or what? In the Kali carb. patient you will find it frequently occurring with the uterine symptoms. Thus you will have pressure in the small of the back as though there were a heavy weight pushing down there. There are also bear-

ing down in the uterine region during the menses, burning along the spine, especially along the right side of the spine. This is not a real congestion. It is merely a subjective sensation caused by irritation of the posterior spinal nerves. The backache is worse while the patient is walking. She feels so exhausted that she must drop into a chair or support herself in some way. Sometimes, you find in the morning, a pulsating in the small of the back, quite akin to the pulsations occurring in other parts of the body. Here the drug is quite analagous to *Sepia* and the well-known *Cimicifuga*. This pulsating and drawing backache is particularly relieved when the patient lies down. This suggests a comparison between Kali carb. and *Natrum mur.* You will recognize at once the resemblance in the spinal symptoms, the spinal irritation, the backache and the relief from lying down. *Natrum mur.* has particularly relief by lying flat on the back with firm pressure. Further than this, you will find these two drugs playing into each other's hands in the treatment of amenorrhœa. Hahnemann says that Kali carb. will bring on the menstrual flow when *Natrum mur.*, though indicated, fails.

I once cured a singular backache with Kali carb. A very nervous patient came under my treatment for dyspepsia. She said to me: "There is something very strange about my case. Every time I eat a meal, I suffer for half an hour or more with most intense pain in the back." This was certainly an odd symptom. I did not know where in the materia medica to find it. I hunted, and I found under Kali carb. this symptom: Pain in the spine while eating. I gave her Kali carb., which cured her completely.

On the mucous membranes, Kali carb. acts, causing quite a series of catarrhal symptoms. We may give it in coryza with hoarseness or loss of voice. The patient catches cold at every little exposure to the fresh air. This is a very strong symptom of Kali carb. The Kali carb. patient has a tendency to obesity and is rather weak in muscular development. With the catarrhal symptoms of this remedy there often occurs a sensation in the throat as though there were a lump there, which must be swallowed. The neck is stiff and the uvula elongated. There are stinging pains in the throat when swallowing just as marked as under *Apis*.

Sometimes we have a more chronic form of catarrh in the nose; the nasal passages are obstructed and the patient can only breathe with the mouth open. This obstruction is relieved in the open air, but returns so soon as the patient enters a warm room. There is either a dis-

charge of foetid green mucus or, in the morning, the nose is swollen and red and there is bloody discharge. There is a sticking sensation in the pharynx as from a fish-bone lodged there whenever the patient catches cold. This is a good symptom for Kali carb. You will find it in *Allen's Encyclopædia* in large type.

Now, in addition to these symptoms, there is almost always accumulation of mucus in the pharynx. The patient "hawks and hems" in the morning. This hawking is found under every alkali, but this one peculiarity, sensation as of a fish-bone in the throat as soon as he "catches cold," with the hawking, is found under no other remedy. *Hepar*, *Nitric acid*, *Alumen*, *Carbo veg.*, and *Argentum nitricum* all have this sensation as of a splinter or fish-bone in the throat.

In coughs, we sometimes find Kali carb. of use. The cough is of a paroxysmal character, and is accompanied by gagging and by vomiting of sour phlegm and of food. This suggests the use of Kali carb. in whooping cough, in which disease it has been very successful. Boenninghausen has given us a characteristic symptom for Kali carb., namely, a little sac filled with water between the upper lids and eyebrows. You will often meet with that symptom. I would warn you not to confound it with a similar condition which is in no particular pathological at all, and that is a certain looseness of the tissues in this locality occurring in persons advanced in years.

Now for the action of Kali carb. on the lungs. We find it indicated in bronchitis, pneumonia and phthisis pulmonalis. I will give you the symptoms calling for it in these separate states as we go on. The most characteristic symptom of all, and one which runs through the symptomatology of the drug, is stitching pains which are prominently located in the walls of the chest. They are made worse by any motion, but unlike *Bryonia*, they come at all times independently of this aggravation. They occur characteristically in the lower third of the right lung, going through the chest to the back. They may occur all over the chest, but that above mentioned is their most frequent site. Then, too, they are erratic and wander all over the body. Here it reminds you of *Kali bichromicum*, *Pulsatilla*, and *Sulphur*.

Kali carb. is indicated in infantile pneumonia or capillary bronchitis when the following symptoms are present: Intense dyspnoea; although there is a great deal of mucus in the chest, it is raised with difficulty. The child is so oppressed that it can neither sleep nor drink. Breathing is wheezing and whistling in character, and the child has a

choking cough. You should here compare Kali carb. carefully with Antimonium tartaricum and thus determine which suits the case best. One cannot be the remedy when the other is indicated.

In phthisis, Kali carb. is indicated when the constitution favors it. The patient has a bloated alkaline look to the face. There are also present these well-defined stitching pains through the chest and over the body, with the puffiness of the upper eyelids. Cough is difficult. The patient cannot get up the sputum. He raises it partly, when it slips backwards into the pharynx. Now if you examine this expectoration, you will find that it is often bloody and that there are little globules of pus scattered through it. There is an aggravation of all the symptoms from three to five o'clock in the morning. This hour of aggravation belongs to all the potash salts. There is also a very stubborn sensation, namely, chilliness at noon.

Kali carb. is indicated in cardiac inflammations, in endo- and pericarditis when these sharp stitching pains are characteristic. Do not give it too soon in the case. It is not an early remedy in cardiac disease. It is indicated rather late when there is a deposit on the cardiac valves.

We find these same stitching pains under Kali carb. in backache, a very stubborn form of rheumatism. The same symptom applies in case of impending miscarriage and during labor; sharp stitching pains in the lumbar region shooting down from the buttocks into the thighs. The same kind of pain suggests this remedy in nephritis.

Lastly in connection with the stitching pains, I want to refer you to its application in puerperal fever of the metritic form, that is, when metritis is a prominent condition. There are sharp, stabbing, cutting pains in the abdomen, the abdomen is bloated and distended, and the urine is dark and scanty, the pulse is rapid but feeble, and you have present the state of mind described in the early part of the lecture.

One more symptom and we are done with the drug, and that is its use in dyspepsia. You will find it called for in indigestion, particularly in old persons, in those who have lost a great deal of vital fluids, when there is an empty weak feeling in the stomach before eating and bloatedness after eating, especially after soup or coffee. There are sour eructations, heart-burn, and uneasy nervous feeling when hungry. You see then that Kali carb. is a remedy indicated in a great variety of diseases. It is a drug much neglected in practice, for much the same reason that many other remedies are, because the hurried and careless physician falls into routinism.

INDEX OF REMEDIES.

ABIES CANADENSIS

prolapsus uteri, 138

ABIES NIGRA

dyspepsia, 279, 320, 337

ABSINTHIUM, 217, 223

delirium ebriosorum, 223

typhoid fever, 223

ACALYPHA INDICA

hæmoptysis, 336

hæmorrhages, 336

ACETIC ACID

dropsy, 98

ACIDS

remarks on the, 471

ACONITIC ACID, 288, 305

ACONITINE, 287

ACONITUM NAPELLUS, 287

amenorrhœa, 621

colic, 263

conjunctivitis, 293, 361

continued fever, 511

croup, 462, 631

dysentery, 296

episcleritis, 293

eyes, 293

fever, 267, 288, 372, 511

gastric fever, 267

glaucoma, 293

headache, 186

heart, 207, 470

hypertrophy of the heart, 294, 464

inflammations, 36, 93

measles, 163

meningitis, 292

mental symptoms, 293, 565

neuralgia, 294

paralysis, 294, 672

pleurisy, 269

pneumonia, 270

scarlatina, 297

serous membranes, 269

skin, 297

sunstroke, 292

tetanus, 169

urine, 652

worms, 225

ACTEA RACEMOSA, 298

abortion, 299

after-pains, 299

angina pectoris, 300

ACTEA RACEMOSA (*Continued*)

chorea, 71

cough, 300

dysmenorrhœa, 188, 599

female genital organs, 135, 298, 325

headache, 165, 299

heart, 207

hysteria, 73

labor, 299

loquacity, 39

myalgia, 135, 298

nervous system, 73, 135, 298

neuralgia, 298, 326

phthisis, 300

pleurodynia, 299

puerperal mania, 299

spinal irritation, 300, 680

uterine diseases, 298, 325

ACTEA SPICATA

amenorrhœa, 621

rheumatism, 273, 298

ÆSCULUS HIPPOCASTANUM

follicular pharyngitis, 663

hæmorrhoids, 175

locomotor ataxia, 559

ÆTHUSA CYNAPIUM

colic, 651

mental symptoms, 96

vomiting, 407, 532, 619

AGARICUS MUSCARIUS

blepharospasmus, 177

chorea, 71, 76

delirium, 382

loquacity, 39

spinal irritation, 300

AGNUS CASTUS

agalactia, 325

sexual excesses, 622

spermatorrhœa, 164

AILANTHUS

diphtheria, 194, 367

hay fever, 512

scarlatina, 194, 214

ALCOHOL

diphtheria, 194

ALETRIS FARINOSA

prolapsus uteri, 138

uterine diseases, 328

ALOE SOCOTRINA

alimentary canal, 436

ALOE SOCOTRINA (*Continued*)

diarrhœa, 156
 dysentery, 176
 female genital organs, 435
 hæmorrhoids, 175
 headache, 176
 liver, 129
 prolapsus uteri, 130

ALUMEN

typhoid fever, 492

ALUMINA, 569

anæmia, 570
 antidotes to, 569
 asthenopia, 571
 blepharitis, 571
 blood, 570
 buboes, 572
 chlorosis, 570
 complementary relations, 569, 591
 constipation, 174, 249, 418, 571
 constitution, 570
 cough, 572
 dyspepsia, 572
 eyes, 123, 571
 glands, 572
 hypochondriasis, 571
 lead colic, 573
 leucorrhœa, 571
 locomotor ataxia, 496, 571
 mental symptoms, 570
 mucous membranes, 571
 nasal catarrh, 571, 572
 ozæna, 571
 ptosis, 123
 skin, 572
 strabismus, 571
 throat, 572, 632, 681

ALUMINIUM MET.

locomotor ataxia, 571

AMBRA GRISEA, 142

asthma, 143
 cough, 143, 501, 611
 defective reaction, 142, 143, 422
 female genital organs, 143
 insomnia, 143
 leucorrhœa, 144
 lying-in, 144
 menses, 144
 nervous system, 143
 softening of brain and spine, 143

AMMONIACUM GUMMI

asthenopia, 406.

AMMONIUM

preparations of, 607

AMMONIUM BENZOICUM

urine, 64

AMMONIUM CARB., 608

antidoted by, 608
 antidote to, 204
 asphyxia, 609
 blood, 608

AMMONIUM CARB. (*Continued*)

bronchitis, 609
 cerebro-spinal-meningitis, 609
 cough, 611
 emphysema, 443, 609
 heart, 554, 609
 inimical relation, 608
 menses, 63
 mucous membranes, 611
 paralysis of the lungs, 536, 609
 pneumonia, 609
 scarlatina, 609, 610
 sprains, 612
 uræmia, 609

AMMONIUM CAUST.

aphonia, 611
 diphtheria, 194

AMMONIUM MUR., 612

bronchitis, 614
 circulation, 612
 constitution, 612
 coryza, 613
 cough, 614
 female genital organs, 613
 heels, 612
 joints, 613
 leucorrhœa, 613
 liver, 614
 nervous system, 612
 neuralgia, 612
 phthisis, 614
 scarlatina, 614
 sciatica, 612
 sprains, 613
 tonsillitis, 614

AMMONIUM PHOS.

gout, 614
 joints, 606

AMYGDALA AMARA

diphtheria, 196
 tonsillitis, 372

AMYL NITRITE

(*See* NITRITE OF AMYL)

ANACARDIACEÆ, 199**ANACARDIUM OCCIDENTALE**

rheumatism, 212
 skin, 202

ANACARDIUM ORIENTALE, 199, 200

antidotal relation, 203
 constipation, 201
 cough, 469
 gastralgia, 454
 gastric symptoms, 201
 hæmorrhoids, 202
 headache, 201
 hypochondriasis, 201
 joints, 203
 mental fatigue, 201
 mental symptoms, 200
 pericarditis, 203
 pregnancy, 202
 profanity, 201

- ANACARDIUM ORIENTALE** (*Continued*)
 skin, 81, 202
 spinal cord, 203
 suicide, 201
 vomiting of pregnancy, 202
- ANGUSTURA**
 caries of bones, 500
 injuries, 168
 necrosis of lower jaw, 169
 scapular pain, 259
 trismus, 168
- ANISUM STELLATUM**
 chest pains, 280
 phthisis florida, 79
- ANTHRACINUM**
 carbuncle, 77, 213, 515
- ANTIMONIUM CRUDUM**, 531
 complementary relations, 531
 eczema, 303, 533
 eyes, 533
 female genital organs, 533
 gastric catarrh, 320, 343, 531
 gout, 534
 heels, 613
 lungs, 579
 mental symptoms, 281, 531
 nails, 533
 nasal catarrh, 455
 prolapsus uteri, 533
 skin, 82, 533, 646
 tongue, 532
 vomiting, 532, 619
 wine, aggravation from, 584, 585
- ANTIMONIUM TART.**, 534
 asphyxia neonatorum, 536
 capillary bronchitis, 346, 535
 complementary relation, 600
 cough, 535
 croup, 462
 headache, 534
 intestinal symptoms, 537
 laryngismus stridulus, 461
 lungs, 579, 609
 measles, 535
 paralysis of the lungs, 443, 535, 602
 pneumonia, 256, 271, 536
 scarlatina, 535
 skin, 534
 suppressed eruptions, 535
 variola, 535, 536
 vomiting, 352
 whooping cough, 535
- ANTIMONY**
 remarks on preparations of, 530
- APIS MELLIFICA**, 92
 albuminuria, 64
 amenorrhœa, 105
 antidotal relations, 107
 aphthous sore mouth, 46
 apoplexy, 94, 247
- APIS MELLIFICA** (*Continued*)
 asthenopia, 106
 asthma, 104
 complementary relation, 613
 conjunctivitis, 106
 cough, 105
 cystitis, 88
 diarrhœa, 107, 156
 diphtheria, 50, 94, 103, 196
 dropsy, 64, 96
 dysuria, 137
 erysipelas, 44, 99, 214
 eyes, 106
 female genital organs, 105, 568, 613
 fever, 289
 heart, 104
 hydrocephaloid, 107
 hydrocephalus, 97
 hydropericardium, 104
 hydrothorax, 96, 104
 hysteria, 93
 inflammation, 93
 inimical relation, 107
 intermittent fever, 67, 101
 kidneys, 513
 larynx, 104
 mammary abscess, 527
 meningitis, 94, 269
 mental symptoms, 93
 mode of preparing Apis, 92
 œdema pulmonum, 104
 œdema glottidis, 104
 ovarian tumor, 106
 ovaries, 62, 105
 ovaritis, 106
 panaritium, 107
 paralysis, 101
 pleurisy, 97
 poisoning by Apis, 92
 post-scarlatinal dropsy, 64
 rheumatism, 101
 scarlatina, 64, 93, 94, 102, 480, 610
 scrofulous ophthalmia, 107
 soreness, 36
 staphyloma, 106
 synovitis, 97, 272, 322
 tubercular meningitis, 97, 428
 typhoid fever, 94, 102, 246, 479
 urticaria, 100, 649
 uterus, 105
 variola, 101
- APIUM VIRUS**, 92
- APOCYNACEÆ**, 153
- APOCYNUM CANNABINUM**, 154
 diarrhœa, 155
 dropsy, 98, 154
 hæmorrhoids, 155
 heart, 104
 hydrocephalus, 155
 joints, 155
 rheumatism, 155
 urine, 154

APOMORPHIA

sea-sickness, 244
vomiting, 243, 394

ARACEÆ, 191**ARACHNIDA, 70****ARANEA DIADEMA**

bones, 78
constitution, 77
diarrhœa, 77
intermittent fever, 77
toothache, 78

ARCTIUM LAPPA

crusta lactea, 158

ARGEMONE MEXICANA

tape worm, 251

ARGENTUM METALLICUM, 563

arthralgia, 564
debility, 564
epilepsy, 563
larynx, 564
neuralgia, 563
ovaries, 564, 569
prolapsus uteri, 564, 569

ARGENTUM NITRICUM, 558

angina pectoris, 561
antidotal relations, 249, 563
asthenopia, 562
asthma, 561
blepharitis, 561, 562
brain, 558
cholera infantum, 296
complementary relations, 641
conjunctivitis, 317
diarrhœa, 156, 165, 563, 594
epilepsy, 561
eyes, 561
female genitals, 568
gastro-enteric symptoms, 509, 581
gonorrhœa, 87
granular conjunctivitis, 562
headache, 558
kidneys, 563
larynx, 562
locomotor ataxia, 559
marasmus, 249
mental symptoms, 558
nephralgia, 563
neurasthenia, 496
ophthalmia neonatorum, 317, 561
ovaries, 558
puerperal convulsions, 561
purulent ophthalmia, 561
renal calculi, 563
scrofulous ophthalmia, 646
spinal cord, 558
throat, 562, 572, 632, 681
urinary organs, 87
uterus, 562
vertigo, 558

ARNICA MONTANA, 217

antidotal relations, 608
apoplexy, 222, 247

ARNICA MONTANA (Continued)

asphyxia from charcoal fumes, 150, 250
bloodvessels, 218
boils, 221
cholera infantum, 222
conjunctivitis, 361
cough, 673
diarrhœa, 222
dysentery, 222
dyspepsia, 221
ecchymoses of the sclerotic, 177
enteritis, 58
female genital organs, 613
hypertrophy of the heart, 205, 219, 294, 464
hemiplegia, 222
injuries, 218, 487
lying-in, 221
muscular exertion, 211, 219
myalgia, 220
pleurodynia, 271
pyæmia, 221
retinal apoplexy, 40
skin, 221
sprains, 604, 612
soreness, 36
testicles, 307
typhoid fever, 39, 210, 219, 307, 336, 365, 483, 609
urine, 64
whooping cough, 222

ARNICIN, 218**ARSENICUM ALBUM, 504**

albuminuria, 573
angina pectoris, 513
antidotal relations, 204, 450, 506, 642
aortitis, 444
aphthous sore mouth, 46
asthma, 346, 512, 668
bladder, 249
blood, 507
brain, 91
Bright's disease, 513
cancer, 575
carbuncle, 213, 514
catarrhs, 346
cholera Asiatica, 148, 508
cholera infantum, 508
cholera morbus, 148, 508
chorea, 76
complementary relations, 450, 504, 516
conjunctivitis, 106
continued fever, 511
convulsions, 43
coryza, 512
debility, 334
delirium tremens, 506
diarrhœa, 156, 337, 508, 594
diphtheria, 103, 196, 512
dropsy, 65, 98, 154, 402, 513

ARSENICUM ALBUM (*Continued*)

dyspepsia, 53, 144
 eczema, 514
 endocarditis, 513
 epilepsy, 515
 eyes, 361
 face, 42, 43
 fever, 292, 405, 507
 fever blisters, 649
 gangrena oris, 46, 440
 gangrene, 148
 gastric symptoms, 320, 343
 gastritis, 53, 507, 666
 hæmorrhages, 440
 hay fever, 303, 512
 heart, 104, 356, 470, 512
 hectic fever, 340
 hemicrania, 121, 515
 herpes zoster, 303
 hiccough, 189
 hydropericardium, 513
 hydrothorax, 513
 hypertrophy of the heart, 219
 hysteria, 506, 567
 inflammation of the brain, 89
 inflammations, 89, 93, 507
 intermittent fever, 66, 509
 kidneys, 513
 laryngismus stridulus, 461
 marasmus, 508
 mental symptoms, 56, 506
 mucous membranes, 511
 muscular exertion, 211, 476
 nervous system, 76
 neuralgia, 425, 510
 ovaries, 62
 ovaritis, 507
 pericarditis, 513
 phlyctenular ophthalmia, 361
 poisoning by, 505
 prosopalgia, 567
 puerperal mania, 299
 retention of urine, 249
 scarlatina, 480, 514
 scrofulous ophthalmia, 452, 453, 646
 skin, 514
 throat, 89, 550
 tongue, 304, 643
 tuberculosis, 507
 typhoid fever, 209, 230, 425, 479, 492, 507, 510
 ulcers, 60, 61, 515
 uræmia, 89
 urticaria, 100, 514
 vertigo, 31
 vomiting, 619

ARSENICUM IODATUM

cancer, 515
 crusta lactea, 158
 diphtheria, 512
 psoriasis, 118
 throat, 550

ARSENICUM MET.

tongue, 410

ARTEMISIA ABROTANUM

myelitis, 224

ARTEMISIA VULGARIS, 222

asthenopia, 222
 convulsions, 577
 epilepsy, 30, 222, 623
 eyes, 222
 worms, 577

ARTICULATA, 31

ARUM TRIPHYLLUM, 191

aphonia, 420
 diphtheria, 214, 491
 follicular pharyngitis, 193
 inflammation of the brain, 192
 larynx, 192
 nasal catarrh, 455
 scarlatina, 191, 214, 491
 sore mouth, 652
 throat, 89
 uræmia, 192

ASAFÆTIDA

antidotal relations, 540
 bones, 499
 hysteria, 112, 185, 406
 iritis, 406, 555
 nervous system, 76, 112, 114, 406
 periostitis, 406
 syphilis, 555
 ulcers, 60, 406, 499, 555

ASARUM EUROPÆUM

nervous symptoms, 76, 182

ASPARAGUS

heart, 104

AURUM METALLICUM, 553

albuminuria, 555
 antidotal relations, 540, 553
 bones, 559
 cervix uteri, 131
 cirrhoses, 132
 cirrhosis of the liver, 36
 congestions, 553
 congestion of the head, 554
 congestion of the liver, 556
 diplopia, 554
 ears, 42, 449, 555
 eyes, 554
 fatty degeneration of the liver, 556
 female genital organs, 556, 568
 glaucoma, 554
 heart, 553, 606
 hemiopia, 554, 606
 hypertrophy of the heart, 294, 553
 iritis, 406, 554
 kidneys, 513, 555
 lungs, 556
 mastoid process, abscess of, 393, 555
 mental symptoms, 132, 556
 nasal catarrh, 555
 orchitis, 556
 otorrhœa, 555

AURUM METALLICUM (*Continued*)

ozæna, 555
 pannus, 554
 prolapsus uteri, 132, 556, 566
 retinal congestion, 554
 scrofulous ophthalmia, 554
 syphilis, 554, 555
 testicles, 322
 throat, 555

AURUM MURIATICUM

cervix uteri, 131

AURUM MURIATICUM NATRONATUM

cervix uteri, 131
 prolapsus uteri, 557

BADIAGA

buboes, 448
 enlarged lymphatics, 31
 heart, 31
 syphilis, 449

BALSAM OF PERU

bronchitis, 198
 lungs, 580
 phthisis, 579

BAPTISIA TINCTORIA, 363

aphthæ, 45
 diphtheria, 195, 367
 dysentery, 367
 enteritis, 57
 face, 43
 mental symptoms, 383, 395
 peritonitis, 57
 typhoid fever, 210, 219, 363, 425, 479

BARYTA CARBONICA, 600

apoplexy, 246, 601
 brain, 601
 capillary bronchitis, 535
 complementary relations, 392, 600
 constitution, 600
 cough, 602
 cretinism, 627
 enlarged tonsils, 601
 fatty tumors, 602
 herpes circinatus, 118, 649
 multiple sclerosis of brain and spinal cord, 601
 paralysis, 601
 paralysis of the lungs, 602
 poisoning by, 600
 post-nasal catarrh, 602
 scrofulosis, 600
 sweat, 603
 tabes mesenterica, 602
 throat, 601
 tonsillitis, 601

BARYTA MURIATICA

brain, 601
 multiple sclerosis of brain and spinal cord, 601

BELLADONNA, 369

abscess, 370, 546

BELLADONNA (*Continued*)

amenorrhœa, 621
 antidotal relations, 553, 581
 apoplexy, 41, 246, 247
 asthenopia, 406
 biliary calculi, 179
 boils, 380
 brain, 215, 292, 370
 cancer, 515
 cholera infantum, 380
 chorea, 74
 colic, 380
 complementary relations, 380
 congestions, 545
 conjunctivitis, 374
 convulsions, 186
 cough, 105, 524
 delirium, 233
 dentition, 227
 diarrhœa, 380
 diphtheria, 197, 375
 enteritis, 57, 380
 episcleritis, 374
 erysipelas, 44, 100, 377
 erythema, 377
 eyes, 361, 374
 face, 42, 43, 373
 female genital organs, 568
 fever, 291, 372
 gastric symptoms, 320
 general character of, 370
 glands, 214
 headache, 254, 593
 heart, 104
 hemicrania, 121
 hydrophobia, 88
 hysteria, 186
 inflammation, 93, 370, 545
 inflammation of the brain, 88, 372, 395
 labor, 380
 laryngismus stridulus, 461
 lead colic, 574
 lungs, 579
 mammary abscess, 276, 380, 527
 measles, 163
 meningitis, 41, 94, 99, 269, 292, 545
 mental symptoms, 200
 menses, 566
 metritis, 377
 menorrhagia, 250
 nervous system, 515
 neuralgia, 566, 630
 otalgia, 630, 650
 otitis media, 318, 374
 peritonitis, 57, 377
 poisoning by, 369
 puerperal metritis, 377
 puerperal peritonitis, 377
 pulse, 374
 retinal congestion, 554
 rectum and anus, 58

BELLADONNA (*Continued*)

scarlatina, 68, 94, 102, 214, 378, 480,
587, 610
skin, 377
sleep, 102, 400
soreness, 36
strabismus, 570
sunstroke, 38
temperament, 369
tetanus, 169
tonsillitis, 376, 546
torticollis, 182
typhlitis, 59, 376, 546
typhoid fever, 268, 373
throat, 89, 163, 375, 550
vomiting, 244

BENZOIC ACID

gout, 409
heart, 606
joints, 606
rheumatism, 409
urine, 64, 490, 652

BERBERIDACEÆ, 408**BERBERINE**, 408**BERBERIS VULGARIS**, 408

alkaloids of, 480
biliary calculi, 179, 409
eyes, 571
female genitals, 409
fistula in ano, 409
gout, 409
joints, 409
kidneys, 88, 408
leucorrhœa, 409
liver, 274, 409
menses, 409
metritis, 408, 409
peritonitis, 408, 409
renal colic, 179
rheumatism, 409
stools, 409
urinary organs, 88
urine, 408

BISMUTH

gastralgia, 173, 560
vomiting, 519

BLATTA, 32**BOMBUS**, 92**BORAX VENETA**, 650

aphthæ, 651
colic, 651
constitution, 650
cough, 652
diarrhœa, 651
erysipelas, 653
eyes, 652
leucorrhœa, 652
lungs, 652
mucous membranes, 652
nervous system, 650
nose, 652
otalgia, 650

BORAX VENETA (*Continued*)

otorrhœa, 650
skin, 652
trichiasis, 652
throat, 652
ulcers, 118, 653

BOTHROPS LANCIOLATUS

aphasia, 33

BOVISTA

asphyxia from charcoal fumes, 150,
250, 609
colic, 263
epistaxis, 149
mental symptoms, 96
œdema, 150
speech, 384
urticaria, 100
uterine hæmorrhage, 149

BROMINE, 459

asthma, 463
cancer, 459
coryza, 460
croup, 461, 632
glands, 459
goitre, 460
hypertrophy of the heart, 205, 464
mental symptoms, 459
mucous membranes, 460
nasal catarrh, 460
pneumonia, 463
scrofulosis, 459
testicles, 460
tonsillitis, 460
tuberculosis, 464
ulcers, 466
vertigo, 459

BRUCIA, 166**BRYONIA ALBA**, 265

alimentary canal, 273
antidotal relations, 569
blood, 265
bronchitis, 271
complementary relations, 569
constipation, 174, 249, 418, 570
coryza, 270
cough, 105, 647
diarrhœa, 107, 274, 410, 432, 666
eyes, 275
face, 225
female genital organs, 275
fever, 265, 289
gastric catarrh, 320, 533
gastric fever, 266
glaucoma, 275
headache, 40, 274
heart, 470
hypochondriasis, 570
joints, 409
liver, 259, 273
mammary abscess, 276
measles, 276
meningitis, 95, 99, 269, 370

BRYONIA ALBA (*Continued*)

menses, 275
 mental symptoms, 274
 milk fever, 276
 nasal catarrh, 270
 peritonitis, 269
 pleurisy, 269
 pleurodynia, 271, 524
 pneumonia, 270, 295
 rheumatism, 272, 322
 scarlatina, 276, 379
 serous membranes, 269
 sore mouth, 651
 suppressed eruptions, 277
 sweat, 275
 synovitis, 97, 269, 272
 tongue, 532
 toothache, 275
 typhlitis, 59
 typhoid fever, 239, 266, 478
 urine, 275

BUFO

face, 42
 epilepsy, 30, 502, 623
 peritonitis, 30
 skin, 30
 ulcers, 30

CACTUS GRANDIFLORUS

asthma, 585
 diaphragmitis, 302
 hæmoptysis, 295
 heart, 219
 hypertrophy of the heart, 294
 neuralgia, 510

CADMIUM SULPH.

asthma, 585
 indigestion, 53
 yellow fever, 509

CALADIUM SEGUINUM

asthma, 197
 nymphomania, 566
 seminal emissions, 164
 sexual excesses, 309
 spermatorrhœa, 197
 worms, 226

CALCAREA ACETICA

vomiting, 407

CALCAREA FLUORICA

bones, 475
 lumbago, 625

CALCAREA IOD.

enlarged tonsils, 603

CALCAREA OSTREARUM, 616

amenorrhœa, 620
 bones, 624
 cholera infantum, 619
 complementary relations, 579, 581
 conjunctivitis, 216
 constitution, 451, 616
 delirium, 247
 delirium tremens, 623

CALCAREA OSTREARUM (*Continued*)

dentition, 617
 diarrhœa, 634
 eczema, 618
 epilepsy, 623, 675
 female genital organs, 137
 glands, 619
 gout, 409
 headache, 645
 herpes circinatus, 118
 hydrocephalus, 619
 hysteria, 567
 insomnia, 623
 joints, 606
 leucorrhœa, 621
 lumbago, 624
 lungs, 579
 marasmus, 596, 426
 menorrhagia, 621
 menses, 620
 mental symptoms, 269, 570
 nervous system, 622
 neurasthenia, 577
 opacities of the cornea, 617
 otitis externa, 618
 otitis media, 618
 otorrhœa, 618
 parotitis, 400
 phthisis, 492, 621
 polypi, 523
 post-nasal catarrh, 602
 puerperal mania, 299
 rheumatism, 409, 606, 624
 scarlatina, 215, 587
 scrofulosis, 452, 490, 500, 544, 617, 624
 scrofulous ophthalmia, 452, 453, 617
 seminal emissions, 164, 180
 sexual excesses, 622
 stomach, 124
 temperament, 369
 throat, 455
 tuberculosis, 428, 620
 typhoid fever, 399, 622
 ulcers, 490
 ulcers of cornea, 617
 urticaria, 100, 649
 vomiting, 407, 619

CALCAREA PHOSPHORICA, 626

bones, 628
 chlorosis, 628
 cholera infantum, 627
 complementary relations, 447, 626
 constitution, 626
 cretinism, 627
 female genital organs, 137, 627
 fistula in ano, 409
 hydrocephaloid, 334, 587
 joints, 628
 laryngismus stridulus, 461
 lungs, 580
 marasmus, 628
 prolapsus uteri, 138

- CALCAREA PHOSPHORICA** (*Continued*)
 rachitis, 627
 rheumatism, 627
 tabes mesenterica, 602
 ununited fracture, 221, 628
- CALENDULA**
 injuries, 220
- CALTHA**
 pemphigus, 83
 skin, 83
- CAMPHOR**
 antidotal relations, 109, 608
 cholera Asiatica, 148, 234, 442, 581
 cholera morbus, 148
 epistaxis, 439
 erysipelas, 82
 collapse, 441
 diphtheria, 439
 face, 43
 facial convulsions, 44
 inflammation, 89
 inflammation of the brain, 89
 intermittent fever, 66
 scarlatina, 587
 seminal emissions, 164
 skin, 82
 stomach, 89
 strangury, 88
 sunstroke, 38
 syncope, 37
 tetanus, 171
 urinary organs, 88
- CANNABIS INDICA**
 backache, 330
 chordee, 85
 delirium tremens, 247
 gonorrhœa, 85
 kidneys, 85
 mental symptoms, 85
 paralysis, 294
 uræmia, 85
 urinary organs, 85
- CANNABIS SATIVA**
 chordee, 85
 gonorrhœa, 85
 nephritis, 85
- CANTHARIS**, 80
 alimentary canal, 89
 antidotal relations, 88
 bladder, 83
 brain, 88
 burns, 91
 chordee, 90
 cystitis, 85, 321
 diphtheria, 89, 393
 dysentery, 90, 231
 erysipelas, 91
 female genital organs, 91
 gastritis, 89
 genital organs, 90
 gravel, 85
- CANTHARIS** (*Continued*)
 hæmaturia, 85
 hydrophobia, 88
 inflammation of the brain, 88
 labor, 91
 mucous membranes, 89
 nephritis, 84
 nymphomania, 91
 priapism, 90
 renal calculi, 84, 179
 retained placenta, 91
 skin, 80
 throat, 89
 urethritis, 84
 urinary organs, 83
 urine, 652
- CAPSICUM**, 392
 bronchitis, 340, 501
 defective reaction, 142, 582
 diphtheria, 393
 dysentery, 90
 ear, 42, 392
 elongation of the uvula, 393
 general action of, 392
 gonorrhœa, 87
 home sickness, 393, 484
 inflammation of the mastoid cells, 555
 intermittent fever, 66, 338
 neuralgia, 566
 skin, 82
 throat, 89, 393, 550
- CARBO ANIMALIS**, 447
 acne, 133
 brain, 215
 bronchitis, 448
 buboes, 31, 447
 cancer, 449
 cervix uteri, 133
 constitution, 448
 cough, 449
 deafness, 449
 debility, 448
 ears, 449
 eyes, 449
 female genital organs, 133
 gastric symptoms, 448
 glands, 447
 gonorrhœa, 447
 hæmorrhoids, 448
 headache, 323
 lactation, 156
 otorrhœa, 449
 phthisis, 448
 pneumonia, 448
 stomach, 124
 syphilis, 447, 449
- CARBO VEG.**, 439
 abscess, 441
 antidotal relations, 439
 aortitis, 444
 aphonia, 419, 442, 673
 aphthous sore mouth, 46

CARBO VEG. (Continued)

asthma, 179, 443
 blood, 439
 bronchorrhagia, 439
 cancer, 440
 carbuncle, 213, 410, 515
 catarrhs, 442, 612
 cholera, 148, 441
 collapse, 441
 complementary relations, 439, 677
 constipation, 174, 444
 cough, 105, 449
 debility, 448, 449
 defective reaction, 142, 422, 482
 diphtheria, 439
 dysentery, 445
 dyspepsia, 54, 174, 445, 488
 ears, 449
 emphysema, 443
 epistaxis, 148, 439
 eyes, 449
 face, 42, 43
 female genital organs, 133
 fever, 441
 gangrene, 441
 gastric symptoms, 320, 448
 gastro-enteric symptoms, 509
 glands, 442
 hæmoptysis, 439
 hæmorrhages, 439
 hæmorrhoids, 444
 headache, 275, 444
 hectic fever, 340, 441
 hip-joint disease, 441
 inimical relations, 439
 menorrhagia, 440
 metrorrhagia, 440
 otorrhœa, 449
 paralysis of the lungs, 443, 536
 throat, 681
 tympanites, 239, 249
 typhoid fever, 210, 231, 441, 520
 ulcers, 440
 urine, 64
 varicose veins, 440
 vertebral caries, 441

CARBOLIC ACID

burns, 91
 headache, 534
 urine, 64

CARBON BISULPHIDE

Meniere's disease, 674

CARBONEUM OXYGENISATUM

herpes zoster, 83
 skin, 83

CARBONS

general characteristics of, 437

CARDUUS MARIANUS

jaundice, 175

CASCARILLA

abdominal symptoms, 285
 constipation, 454

CASTOR EQUI

sore nipples, 28

CASTOREUM

amenorrhœa, 110
 colic, 110
 nervous system, 110, 114, 182
 typhoid fever, 27, 110

CAULOPHYLLUM

dysmenorrhœa, 165, 599
 labor, 326
 leucorrhœa, 622
 pregnancy, 326
 prolapsus uteri, 138
 rheumatism, 273

CAUSTICUM, 670

agalactia, 335, 674
 ankle-joint, 638
 aphonia, 419, 442, 673
 apoplexy, 672
 bladder, 249
 brain, 601
 catarrh, 612
 chorea, 675
 colic, 675
 constitution, 670
 cough, 647, 673
 dymenorrhœa, 675
 ears, 674
 enuresis, 674
 epilepsy, 674
 gout, 264
 heels, 613
 headache, 646, 665
 inimicable relations, 670
 locomotor ataxia, 671
 Meniere's disease, 674
 mental symptoms, 119, 263, 270
 nature of, 670
 nervous system, 73
 paralysis, 294, 670, 671
 paralysis of tongue, 671
 ptosis, 160, 216, 362
 rectum and anus, 58
 retention of urine, 675
 rheumatism, 675
 scabies, 434
 scrofulosis, 672
 skin, 83, 646, 675
 tongue, 671
 urine, 678
 vertigo, 671
 warts, 675

CEDRON

ciliary neuralgia, 412
 intermittent fever, 77
 neuralgia, 298, 341, 570

CEPA

complementary relations, 516
 coryza, 345, 362
 ulceration of heel, 613

CHAMOMILLA, 226

abortion, 228

CHAMOMILLA (*Continued*)

after-pains, 325
 antidotal relations, 224, 569, 595
 biliousness, 274
 colic, 310
 convulsions, 187
 coryza, 227
 cough, 105
 dentition, 227
 diarrhoea, 228, 596
 dysmenorrhœa, 240, 241
 gastric symptoms, 228, 312
 insomnia, 227
 jaundice, 175, 227
 labor, 228
 lungs, 579
 mental symptoms, 263, 314
 nervous system, 222, 227
 neuralgia, 595
 otalgia, 318, 630, 650
 rheumatism, 227
 skin, 634
 sweat, 520
 teeth, 311, 597

CHELIDONIUM, 257

capillary bronchitis, 259
 gastralgia, 454
 liver, 258, 273
 neuralgia, 259
 pneumonia, 259, 271
 scapular pains, 258

CHENOPODIUM

scapular pains, 258

CHIMAPHILA

gonorrhœa, 87

CHININUM SULPH.

enlarged spleen, 77, 333
 intermittent fever, 77, 338
 pemphigus, 83
 skin, 83

CHLORAL

skin, 83

CHLORIDE OF GOLD AND PLATINUM

caries and necrosis, 312

CHLORINE

antidotal relations, 467
 aphthous sore mouth, 467
 catarrh, 467
 coryza, 467
 impotence, 467
 nervous system, 467
 scurvy, 467
 typhoid fever, 467

CHOLUS TERRAPINA

cramps in muscles, 264

CICUTA VIROSA

cancer, 407
 convulsions, 44, 407
 epilepsy, 171, 407
 face, 43
 nervous system, 76

CICUTA VIROSA (*Continued*)

puerperal convulsions, 407
 skin, 407
 tetanus, 169, 170, 493
 worms, 407

CICUTINA, 170**CICUTOXINE**, 170**CIMEX LECTULARIUS**

intermittent fever, 32

CINA, 225

bladder, 226
 convulsions, 577
 eyes, 226
 face, 225
 intermittent fever, 226
 strabismus, 570
 temperament, 225
 whooping cough, 226, 347
 worms, 225, 577

CINCHONA, 331

alkaloids of, 332
 anæmia, 334
 antidotal relations, 339, 341, 506
 asthenopia, 336
 biliary calculi, 179
 boils, 337
 brain, 215
 cholera infantum, 334
 complementary relations, 591
 defective reaction, 142
 diarrhoea, 156, 337, 485, 594
 dysentery, 446
 dyspepsia, 51, 336, 445
 enlarged spleen, 77
 face, 42
 gastric symptoms, 320, 508
 hæmorrhages, 269, 335, 440, 595
 headache, 40, 336
 hectic fever, 339
 hydrocephaloid, 334
 intemperance, 332
 intermittent fever, 77, 211, 338
 jaundice, 341
 lungs, 340
 malarial neuralgia, 425
 marasmus, 628
 Meniere's disease, 674
 mental symptoms, 269
 neuralgia, 341
 rheumatism, 340
 seminal emissions, 485
 tympanites, 239, 337
 typhoid fever, 230
 ulcers, 61

CINNABARIS

condylomata, 284
 eyes, 547
 nasal catarrh, 549
 scarlatina, 549
 sycosis, 284
 syphilis, 284, 549
 throat, 549

CINNAMON

hæmorrhage, 336

CITRULLUS, 262

CLEMATIS CRISPA, 82

CLEMATIS ERECTA

cancer, 515

gonorrhœa, 86

orchitis, 322

skin, 82, 514

urethra, 82, 86

COCA

muscular fatigue, 476

COCCULUS INDICUS, 237

cerebro-spinal meningitis, 240

convulsions, 239

debility, 238

dysmenorrhœa, 188, 240

general action of, 237

headache, 240, 323

hernia, 177

menses, 240

nervous system, 238

neurasthenia, 577

poisoning by, 288

rectum and anus, 59

sleeplessness, 330

spinal cord, 238

spinal irritation, 301

stomach, 124

tympanites, 239

typhoid fever, 238

COCCUS CACTI

phthisis, 579

whooping cough, 31

CODEIN

muscular twitchings, 243

phthisis, 243

COFFEA ARABICUM, 348

alkaloids of, 348

apoplectic congestion, 349

circulation, 350

diarrhœa, 350

fatigue, 350

general action of, 348

heart, 31

mental symptoms, 293, 349

skin, 349

special senses, 350

teeth, 311

toothache, 275, 350

COLCHICUM AUTUMNALE, 229

abdominal symptoms, 231

antidotal relations, 232

Bright's disease, 232

cholera, 57, 231

convulsions, 57

debility, 229

dropsy, 65, 232

dysentery, 90, 231

gastric symptoms, 320

gout, 231

heart, 232

COLCHICUM AUTUMNALE (*Continued*)

indigestion, 57

prosopalgia, 294

rheumatism, 273

tympanites, 239, 249, 337

typhoid fever, 230, 511

COLLEOPTERA, 32

COLLINSONIA

constipation, 176

hæmorrhoids, 176

neurasthenia, 577

prolapsus uteri, 176

COLOCYNTH, 262

antidotal relation, 595

arthritic ophthalmia, 264, 312

colic, 263, 296, 310, 380, 596

cramps of muscles, 264

dysentery, 90, 263

dysmenorrhœa, 264

enteritis, 262

gout, 264

headache, 264

mental symptoms, 262

metritis, 263

ovarian tumor, 265

paraphimosis, 359

rheumatism, 264, 675

sciatica, 264

COMOCLADIA DENTATA

erysipelas, 199

eyes, 199

skin, 199

COMPOSITÆ, 217

CONIFERÆ, 278

CONIUM MACULATUM

bladder, 86

cancer, 405, 515

cancer of the stomach, 406

cataract, 528

complementary relations, 406

constipation, 406

cough, 405

cystitis, 407

debility, 404

ears, 405

eyes, 572

glands, 405

heart, 356, 405, 606

hypochondriasis, 405, 590

injuries, 405, 487

muscular exhaustion, 307

noma, 405

œdema, 405

paralysis, 404

post-diphtheritic paralysis, 404

prosopalgia, 405

rheumatism, 212

scrofulosis, 405

scrofulous ophthalmia, 405

seminal emissions, 164

sexual excesses, 405, 518

CONIUM MACULATUM (*Continued*)

testicles, 322
tonsils, enlargement of the, 602
urethra, 86
urethritis, 86
vertigo, 405

COPAIVA

lungs, 580
pemphigus, 83
skin, 83

CORALLIUM RUBRUM

chancere, 284
nasal catarrh, 606
psora, 30
syphilis, 30
whooping cough, 27, 31

CORNUS FLORIDA

intermittent fever, 338

CRABRO, 92

CROCUS

chorea, 71
eyes, 572
hysteria, 73, 76
menses, 566
muscular twitchings, 243

CROTALUS HORRIDUS

cough, 105
diphtheria, 49
ears, 42
erysipelas, 44, 378
hæmaturia, 63
keratitis, 42
retinal apoplexy, 41

CROTON TIGLIUM

antidotal relations, 204
cholera infantum, 262
colic, 263
diarrhœa, 234, 285
gonorrhœa, 86
mammary abscess, 276
skin, 81, 286

CUBEBS

gonorrhœa, 87

CUCURBITA

tape-worm, 262

CUCURBITACEÆ, 261

CUPRUM ARSENICOSUM

visceral neuralgia, 583

CUPRUM METALLICUM, 581

after-pains, 325
anæmia, 583
antidotal relations, 581
aortitis, 444
asthma, 346
chlorosis, 582
cholera Asiatica, 581
colic, 582
complementary relations, 581
convulsions, 187
defective reaction, 422, 582
epilepsy, 583
erysipelas, 378

CUPRUM METALLICUM (*Continued*)

exanthemata, 383
face, 42, 43
fever, 582
intermittent fever, 68
laryngismus stridulus, 461
meningitis, 95, 583
neuralgia, 583
scarlatina, 587
sleep, 400
suppressed eruptions, 95, 277, 583
uræmia, 582
whooping cough, 348

CURARE, 189

cataplexy, 168
emphysema, 190
liver spots, 118, 168
muscular exhaustion, 307
nervous system, 189
tetanus, 168

CYCLAMEN

asthenopia, 122
chlorosis, 328
dysmenorrhœa, 241
gastric symptoms, 320
headache, 123
nasal catarrh, 318
neurasthenia, 328
strabismus, 570

CYPRIPIEDIUM

sleep, 349

DIFFENBACHIA

throat, 89

DIGITALIS PURPUREA, 352

alkaloids of, 352
balanorrhœa, 358
cerebro-spinal meningitis, 358
chill, 67
chordee, 359
cystitis, 358
dropsy, 64, 155, 355
gonorrhœa, 358
heart, 104, 160, 353
hydrocephalus, 308, 358
hydrothorax, 355
jaundice, 355
kidneys, 573
liver, 355
meningitis, 308, 353
paraphimosis, 359
seminal emissions, 164, 359
sleep, 3⁴
syncope, 37
urinary organs, 86
vesical irritation, 88
vomiting, 352
vomiting of pregnancy, 353

DIOSCOREA

diarrhœa, 410, 432
seminal emissions, 164
sexual excesses, 309, 622

DIOSCOREA (*Continued*)
visceral neuralgia, 262

DORYPHORA
urethritis, 86

DRACONTIUM
bronchitis, 197

DROSER
asthma, 27
cough, 250, 673
phthisis, 27
whooping-cough, 27

DULCAMARA, 391
antidotal relations, 540
bladder, 392
colic, 391
complementary relations, 392
coryza, 391
cough, 602
cystitis, 321, 392
diarrhœa, 391
lungs, 391
mental symptoms, 630
myelitis, 216
nervous system, 391
otalgia, 391
paralysis, 392, 672
paralysis of the lungs, 391
poisoning by, 391
rheumatism, 391
skin, 392
speech, 392
spinal cord, 392
throat, 391
tongue, 392
twitching of muscles, 391
urticaria, 392

ELAPS
ears, 42
gastro-intestinal symptoms, 57
lungs, 50
phthisis, 50
pneumonia, 50
stomach, 57

ELATERIUM
cholera infantum, 262
diarrhœa, 34, 261

EQUISETUM HYEMALE
albuminuria, 86
cystitis, 86, 321
enuresis, 86
hæmaturia, 86

ERIGERON CANADENSIS
uterine hæmorrhage, 150
vesical irritation, 87

EUCALYPTUS
intermittent fever, 339

EUPATORIUM PERFOLIATUM
aphonia, 443, 673
intermittent fever, 210, 223, 338

EUPATORIUM PURPUREUM
intermittent fever, 224

EUPATORIUM PURPUREUM (*Continued*)

vesical irritation, 86

EUPHORBIA COROLLATA
cholera morbus, 285

ulcers, 61

EUPHORBIA CYPARISSIAS
skin, 82

EUPHORBIA PEPLUS
skin, 82

EUPHORBIVM
erysipelas, 45, 82

skin, 82, 286

ulcers, 61

EUPHRASIA
blepharitis, 360
condylomata, 284, 362
conjunctivitis, 360
coryza, 361
eyes, 360
granular lids, 562
heart, 660
nasal catarrh, 346
ptosis, 362
scrofulous ophthalmia, 453

FEL TAURI
constipation, 29

FEL VULPI
constipation, 29

FERRUM IOD.
female genital organs, 135

FERRUM METALLICUM, 591
anæmia, 334, 450
antidotal relations, 339, 591
circulation, 591
chlorosis, 450, 592
complementary relations, 450, 591
constitution, 591
diarrhœa, 337, 594
female genital organs, 568
gastric symptoms, 508
hæmoptysis, 591
hæmorrhages, 594
headache, 593
intermittent fever, 595
neuralgia, 591
phthisis florida, 591
rheumatism, 212, 227, 257
tuberculosis, 593
uterine hæmorrhage, 594

FERRUM PHOS.
bladder, 87
cholera infantum, 151, 248, 594
diarrhœa, 594
dysentery, 594
fever, 292
inflammation, 151, 593
lungs, 151
phthisis, 594
pneumonia, 594
pulmonary congestion, 594

FERRUM PHOS. (*Continued*)

urinary organs, 87

FLUORIC ACID, 474

antidotal relations, 498

bones, 475

caries, 475

cicatrices, 476

dental fistula, 475

felons, 476

gastric symptoms, 648

muscular fatigue, 476

nævi, 399

nails, 476

skin, 476

sleep, 477

syphilis, 475

varicose veins, 477

wine, aggravation from, 584, 585

FORMICA, 92

albuminuria, 82

skin, 82

GAMBIER, 331

GAULTHERIA

pleurodynia, 271

GELSEMIUM, 159

abortion, 165

amenorrhœa, 621

antidotal relations, 165

aphonia, 160

bilious fever, 162

catarrhs, 163

cerebro-spinal meningitis, 161

diarrhœa, 165, 233

dysmenorrhœa, 165

emotions, 165, 256

epididymitis, 164

female genital organs, 164, 165

genital organs, 163

gonorrhœa, 164

headache, 40, 161, 186, 240, 275, 534, 646

heart, 160, 253

hemicrania, 121

intermittent fever, 66, 162, 210

labor, 164, 299, 381

measles, 163, 329

muscular fatigue, 307

nervous system, 159

paralysis, 159

passive congestion, 161

poisoning by, 159

post-diphtheritic paralysis, 404

prosopalgia, 163

ptosis, 159, 216

puerperal convulsions, 164, 235

remittent fever, 162

rheumatism, 164

seminal emissions, 164

sexual excesses, 309

skin, 163

throat, 163

GELSEMIUM (*Continued*)

typhoid fever, 162, 365

GERANIUM MACULATUM

diarrhœa, 345

GETTYSBURG SPRING WATER

bones, 500

hip-joint disease, 312, 606

vertebral caries, 312, 606

GLONIN, 393

albuminuria, 395

amenorrhœa, 621

apoplexy of the retina, 394

brain, 292

circulation, 393

congestion of the retina, 394, 554

convulsions, 188, 394

ears, 253

eyes, 394

headache, 393, 646

inflammation of the brain, 395

injuries, 395

meningitis, 95, 292

mental symptoms, 395, 457

metrorrhagia, 255

puerperal convulsions, 394

speech, 394

sun, ill effects of the, 38, 394

wine, aggravation from, 584

GNAPHALIUM

diarrhœa, 344

sciatica, 264

GRAPHITES, 450

antidotal relations, 204, 450, 506

aphonia, 193, 674

blepharitis, 123, 452, 571

chlorosis, 451

cicatrices, 453, 499

complementary relations, 450

constipation, 454

constitution, 451

cough, 455

crusta lactea, 158

ears, 455

erysipelas, 91, 453

eyes, 123, 452, 533, 646, 652

female genital organs, 133, 456

fissure in ano, 454

flatulence, 454

gastralgia, 454

gastric symptoms, 454

glands, 451

hæmorrhoids, 454

heart, 457, 660

heels, 612, 613

indigestion, 55

liver, 454

male genital organs, 455

mental symptoms, 450

nasal catarrh, 455

ovaries, 63

prolapsus uteri, 134

scrofulosis, 452

GRAPHITES (*Continued*)

scrofulous ophthalmia, 452, 646
 skin, 452, 514, 646
 sweat, 603
 tarsal cysts, 311
 throat, 455
 trichiasis, 652

GRATIOLA

diarrhoea, 359

GRINDELIA ROBUSTA

antidotal relation, 204
 heart, 160

GUAIAACUM

gout, 264
 growing pains, 486
 phthisis, 198
 rheumatism, 273, 675

HALOGENS, 458**HAMAMELIS**

abortion, 299
 ecchymoses of the sclerotic, 177
 hæmatemesis, 276
 hæmorrhage, 150, 336
 hæmorrhoids, 176
 orchitis, 321
 pregnancy, 316
 typhoid fever, 493
 varicocele, 316
 varicose veins, 316, 477
 vicarious menstruation, 276

HEDEOMA

female genitals, 138

HELLEBORUS, 305

alkaloids of, 305
 aphthæ, 47
 apoplexy, 247
 convulsions, 44
 dropsy, 64, 98, 155, 308
 heart, 357
 hydrocephalus, 98, 308, 391
 intermittent fever, 67
 kidneys, 513
 meningitis, 95, 307
 scarlatina, 64
 sensorium, 305
 shock, 308
 tubercular meningitis, 307
 typhoid fever, 39, 246, 306, 373

HELONIAS DIOICA

albuminuria, 327
 female genital organs, 127, 326, 568, 569
 leucorrhœa, 327
 lying-in, 327
 neurasthenia, 326
 prolapsus uteri, 138
 uterine disease, 127
 uterine displacements, 327
 vaginitis, 327

HEPAR SULPHURIS CALC., 629

abscess, 546, 631

HEPAR SULPHURIS CALC. (*Continued*)

antidotal relations, 491, 498, 539, 553, 581, 634
 bladder, 634
 Bright's disease, 632
 buboes, 632
 catarrhs, 632
 constipation, 633
 coryza, 630
 cough, 469
 croup, 295, 462, 631
 dental abscess, 45
 diarrhoea, 633
 dyspepsia, 51, 633
 ears, 42, 374, 630
 eyes, 453, 630
 faceache, 631
 fever blisters, 649
 follicular tonsillitis, 663
 gastric symptoms, 418, 648
 glands, 632
 inflammation, 630
 lungs, 580, 632
 marasmus, 633
 mental symptoms, 120, 629
 nervous system, 226, 629
 neuralgia, 630
 ophthalmia, 630
 otalgia, 630
 otitis externa, 630
 otitis media, 374, 630
 periodontitis, 45
 pneumonia, 632
 scrofulous ophthalmia, 453
 skin, 634
 tuberculosis, 469, 632
 throat, 572, 632, 681
 tonsillitis, 376, 546
 ulcers, 60, 61, 634

HIPPOMANES MANC.

scarlatina, 286

HURA BRAS.

skin, 81

HYDRASTIS CANADENSIS

cancer, 515
 cancer of the uterus, 466
 mucous membranes, 329
 post-nasal catarrh, 318
 stomach, 125
 uterus, 329

HYDROCOTYLE

vesical irritation, 137

HYDROCYANIC ACID, 493

asphyxia, 391
 cholera, 493
 convulsions, 44, 391, 493
 cough, 494
 epilepsy, 493, 623
 face, 43
 heart, 470, 494
 intermittent fever, 66

HYDROCYANIC ACID (*Continued*)

nervous system, 493
paralysis of brain and lungs, 307, 493
phthisis, 494
scarlatina, 480, 493, 587
syncope, 37
uræmia, 391

HYMENOPTERA, 32, 92**HYOSCYAMUS**, 384

apoplexy, 247
bladder, 249
brain, 385
chorea, 386
convulsions, 43, 187, 386
cough, 105, 386
delirium, 387
elongated uvula, 386
epilepsy, 386
face, 42, 43
fever, 387
hiccough, 189
hysteria, 185
inflammation of the brain, 385
intermittent fever, 67
mania, 384, 388
meningitis, 385
mental symptoms, 96, 208, 384, 385, 395, 565
metrorrhagia, 250
nervous system, 73, 76
nymphomania, 517
paralysis, 385
puerperal mania, 388
retention of urine, 249
scarlatina, 379, 387
sleep, 386
typhoid fever, 39, 246, 373
urethritis, 87

HYPERICUM

injuries, 220

IGNATIA AMARA, 184

antidotal relations, 189, 584
chorea, 71
convulsions, 186
cough, 105
deafness, 528
dysmenorrhœa, 188, 241
dyspepsia, 188
eyes, 189
gastralgia, 188
headache, 74, 186
hiccough, 188
hysteria, 74, 184
intermittent fever, 188
joints, 216
laryngismus stridulus, 461
mental symptoms, 96, 314, 484
neurasthenia, 577
phlyctenular ophthalmia, 189
proctalgia, 58
rectum and anus, 58

IGNATIA AMARA (*Continued*)

stomach, 124
temperament, 184
throat, 187
toothache, 189
worms, 225

INDIGO

epilepsy, 30
worms, 225

INDIUM

gastric symptoms, 588

INULA

female genital organs, 138

IODINE

antidotal relations, 467, 541
cancer, 466
croup, 463
diarrhœa, 465
glands, 465
joints, 97
laryngismus stridulus, 460
marasmus, 648
mental symptoms, 459, 570
ovarian tumor, 466
ovaries, 466
pancreas, 466
scrofulosis, 465
synovitis, 97
tabes mesenterica, 465, 602
ulcers, 466

IPECACUANHA, 342

alkaloids of, 342
antidotal relations, 506
asthma, 346
capillary bronchitis, 347, 535
cholera infantum, 344
colic, 343
conjunctivitis, 348, 393
convulsions, 343
coryza, 345
diarrhœa, 344
gastric symptoms, 320, 343
general action of, 342
hæmaturia, 348
hæmorrhage, 335, 440, 595
headache, 343
laryngismus stridulus, 461
lungs, 580
temperament, 348
vomiting, 532
whooping-cough, 347

IRIS VERSICOLOR

cholera morbus, 234, 321
diarrhœa, 321, 337
headache, 254, 646, 666
hemisrania, 121

JABORANDI

asthenopia, 122

JACARANDA

chancreoid, 284
condylomata, 284

JATROPHA CURCAS

cholera Asiatica, 234, 285

JUGLANDACEÆ, 190**JUGLANS CATHARTICA**(See **JUGLANS CINEREA**.)**JUGLANS CINEREA**

headache, 190, 240, 275

hydrothorax, 190

jaundice, 190

JUGLANS REGIA

menses, 190

KALI BICHROMICUM, 662

asthma, 668

bronchitis, 668

constitution, 662

corneal ulcers, 667

cough, 611, 668

croup, 549, 664

diarrhœa, 666

diphtheria, 549, 663

dysentery, 59, 90, 666

eyes, 667

flushes of heat, 424

follicular pharyngitis, 662

gastric catarrh, 662

gastric symptoms, 665

gastritis, 665

gonorrhœa, 662

headache, 646, 665

heart, 660

iritis, 667

laryngitis, 662

leucorrhœa, 662

measles, 329, 666

mucous membranes, 662

nasal catarrh, 606, 664

otalgia, 663

otitis media, 662

otorrhœa, 662

ozæna, 48, 283, 664

pharyngitis, 662

rectum and anus, 58

rheumatism, 322, 668

skin, 83, 666

sycosis, 667

syphilis, 664

throat, 681

tongue, 643

ulcers, 61

whooping-cough, 32

KALI BROMATUM, 655

brain-fag, 657

cholera infantum, 345

diarrhœa, 345

eczema, 658

epilepsy, 657

locomotor ataxia, 657

mental symptoms, 395, 565, 656

nervous system, 73, 559, 655

night terrors, 656

sexual excesses, 310

KALI BROMATUM (Continued)

skin, 83, 657

urticaria, 100

KALI CARB., 677

anæmia, 677

asthenopia, 122

blood, 677

complementary relations, 677

coryza, 680

cough, 673, 681

debility, 678

face, 42, 43

heart, 104, 678, 682

liver, 274

lumbago, 212

mental symptoms, 679

muscular fatigue, 307

nasal catarrh, 680

nervous system, 679

phthisis, 492

pneumonia, 259

puerperal convulsions, 679

spinal irritation, 679

stomach, 124

sweat, 603

throat, 680

urine, 678

KALI CHLORICUM

asthma, 585

antidotal relation, 540

follicular pharyngitis, 663

heart, 457

KALI FERROCYANICUM

female genital organs, 136

KALI HYDRIODICUM, 658

antidotal relations, 540, 661

bones, 311

catarrh, 658

coryza, 658

endocarditis, 660

eyes, 658

general symptoms of, 658

gummatous tumors, 660

headache, 658

heart, 660

iritis, 658

joints, 97

keratitis, 658

kidneys, 661

lungs, 659

ozæna, 61, 659

paralysis of the lungs, 536

pericarditis, 660

phthisis, 660

pneumonia, 659

pulmonary œdema, 660

rheumatism, 661

sciatica, 661

skin, 83, 661

spinal cord, 660

syphilis, 61, 661

KALI NITRICUM

heart, 457
kidneys, 88
skin, 83

KALI PERMANGAN.

diphtheria, 104, 196
scarlatina, 480

KALI SULPHIDE

skin, 83

KALMIA

heart, 207, 294, 356, 606
hypertrophy of the heart, 294
neuralgia, 299, 510
rheumatism, 213, 356, 606
ptosis, 160, 216

KAOLIN

croup, 463, 665

KOBALT

backache, 330
sexual excesses, 180
spinal irritation, 301, 588

KREOSOTUM

blepharitis, 562
cancer, 129
female genital organs, 128, 568
gastric symptoms, 174, 320
neuralgia, 275, 510
teeth, 47, 310
urinary symptoms, 128
vomiting, 519, 619

LAC CANINUM

diphtheria, 28, 49
ozena, 48

LAC DEFLORATUM

diabetes, 28
headache, 28
prolapsus uteri, 138

LACHESIS, 35

abscess, 546
albuminuria, 63
antidotal relations, 540
aortitis, 444
aphthæ, 45
apoplexy, 246, 247
asthma, 50
Bright's disease, 63
bronchitis, 48
cancer, 68
carbuncle, 68, 77, 515
chancre, 60
cholera, 57
circulation, 63
climaxis, 36, 63
coryza, 270
cough, 105
croup, 665
cystitis, 63
delirium tremens, 247
diarrhœa, 51
diphtheria, 49, 196, 401
dysentery, 59

LACHESIS (*Continued*)

dyspepsia, 633
ears, 42
enteritis, 57
erysipelas, 44, 100, 378
eyes, 41
face, 42
female genital organs, 60
flushes of heat, 424
gastric symptoms, 648
hæmaturia, 63
headache, 40
heart, 63, 104, 470, 660
inimical relation, 608
intermittent fever, 65, 338
laryngismus stridulus, 461
liver, 51, 401, 434
loquacity, 39, 382
male genital organs, 60
malignant pustule, 68
meningitis, 41
menses, 61
mentalsymptoms, 36, 38, 96, 200, 570, 630
metrorrhagia, 255
modalities, 68
nasal catarrh, 48
nose, 48
ovaralgia, 60
ovarian tumors, 60
ovaries, 60
ovaritis, 60
ozena, 48
paralysis of the lungs, 536
parotitis, 400
peritonitis, 59
pneumonia, 50, 431
post-scarlatinal dropsy, 64
prosopalgia, 45
puerperal mania, 299
rectum and anus, 58
retinal apoplexy, 41
scarlatina, 68, 214, 379, 611
scrofulous ophthalmia, 41
skin, 82
sleep, 36
sore mouth, 45
stomach, 51
syphilis, 60
teeth, 45
tetanus, 170
throat, 48
tonsillitis, 48, 546
tuberculosis, 50
typhlitis, 52, 59
typhoid fever, 38, 102, 246, 366, 373
ulcers, 60
universal symptoms, 35
urine, 64
vertigo, 36
yellow fever, 53

LACHNANTHES

intermittent fever, 67

LACTIC ACID

diabetes mellitus, 486
sweat, 603

LACTUCA

heart, 660

LAC VACCINUM, 28**LAMIUM ALBUM**

hemorrhoids, 202

LAPIS ALBUS

cancer, 466
catarrh, 466
tuberculosis, 466

LATHYRUS, 153**LAUROCERASUS**

aphonia, 612
catarrhs, 612
defective reaction, 142, 422, 582
liver, 435
phthisis, 494
vertigo, 37

LEDUM

antidotal relations, 107
ecchymoses of the sclerotic, 177
hemoptysis, 295, 336
heart, 606
heels, 612, 613
injuries, 221
lumbago, 212
rheumatism, 213, 272, 503
wine, aggravation from, 584

LEPTANDRA VIRGINICA

diarrhoea, 360
liver, 360, 551
typhoid fever, 493

LILIUM TIGRINUM

asthenopia, 122
chest, 127
circulation, 316
female genital organs, 126, 569
leucorrhoea, 127
mental symptoms, 119
prolapse of uterus, 126
retroversion, 127
subinvolution of the uterus, 126
uterine symptoms, 127
venous engorgement, 329

LIME

preparations of, 615

LINARIA

enuresis, 86
fainting, 359

LITHIUM CARB., 604

asthenopia, 605
bladder, 605
cough, 605
eyes, 605
gastralgia, 605
gout, 409, 604
headache, 604
heart, 605
hemiplegia, 604, 646

LITHIUM CARB. (Continued)

hip-joint disease, 605
joints, 604
menses, 605
mucous membranes, 604
rheumatism, 409, 604, 605
skin, 604
vertebral caries, 605

LOBELIA INFLATA

asthma, 346
hay fever, 512
vomiting, 243, 352

LOBELIA SYPHILITICA

scapular pain, 259

LYCOPodium, 397

amenorrhoea, 621
aphthous sore mouth, 46
asthma, 179
blood, 398
bronchial catarrh, 402
capillary bronchitis, 347
cirrhosis of the liver, 401
complementary relations, 403
constipation, 174
constitution, 398
convulsions, 43
cough, 501
diphtheria, 49, 194, 376, 400
dropsy, 402
dyspepsia, 124, 445
erectile tumors, 399
face, 42, 43
feet, 638
fever, 398
gastric symptoms, 401, 508, 666
gout, 409
hemorrhoids, 399
hectic fever, 402
hemiplegia, 646
hernia, 177
intermittent fever, 67
joints, 606
kidneys, 403
labor, 299
liver, 259, 401
lungs, 402, 580
mental symptoms, 37, 398, 565
mucous membranes, 402
naevi, 398
nasal catarrh, 402
ovaries, 63
paralysis of the brain, 399
parotitis, 400
pneumonia, 402, 403
preparation of, 398
pulse, 398
renal colic, 179
rheumatism, 212, 409
scarlatina, 194, 400, 403
scrofulosis, 500
seminal emissions, 164, 180
sensitiveness, 36

LYCOPodium (*Continued*)

sexual excesses, 180, 310
 skin, 634
 sleep, 400
 syphilis, 61
 temperament, 398
 tinia circinata, 118
 tonsillitis, 376
 tympanites, 239, 249
 typhoid fever, 39, 399, 403, 622
 ulcers, 60, 61, 638
 urine, 249, 400, 652
 varicose veins, 398

MAGNESIA CARBONICA, 595

antidotal relations, 595
 cataract, 597
 colic, 595
 constitution, 595
 diarrhoea, 596, 634
 dyspepsia, 596
 marasmus, 595
 menses, 597
 rheumatism, 597
 teeth, 596

MAGNESIA MURIATICA, 597

climaxis, 603
 constipation, 598
 dysmenorrhœa, 188, 598
 headache, 598
 heart, 598
 hysteria, 597
 liver, 175, 598
 nervous system, 113, 114
 scrofulosis, 598
 skin, 598
 urine, 599

MAGNESIA PHOSPHORICA

nervous system, 599
 neuralgia, 510

MAMMALIA, 27**MANCINELLA**

scarlatina, 82, 286
 skin, 82, 286

MANGANUM

cough, 562
 larynx, 562
 rheumatism, 613

MEDUSA

urticaria, 31

MELANTHACEÆ, 229**MEL CUM SALE**

metritis, 377
 uterus and ovaries, 106

MELILOTUS

headache, 254

MENISPERMACEÆ, 237**MENTHA PIPERITA**

cough, 386

MENYANTHES

headache, 323, 502
 intermittent fever, 66, 338

MEPHITIS

asthma, 27
 loquacity, 39
 nervous system, 27, 76
 sleep, 477
 whooping cough, 27

MERCURIUS BINIOD.

diphtheria, 548
 eyes, 547
 syphilis, 449, 550

MERCURIUS CORROS.

balanorrhœa, 359
 corneal ulcers, 547
 diphtheria, 550
 eyes, 547
 gonorrhœa, 87
 iritis, 547, 555, 658
 retinitis albuminurica, 547
 syphilis, 550, 555
 syphilitic nasal disease, 549
 throat, 89, 550
 typhlitis, 59
 urinary organs, 87

MERCURIUS CYANATUS

croup, 605
 diphtheria, 439, 548
 epistaxis, 439
 scarlatina, 480

MERCURIUS DULCIS

eyes, 547
 scrofulous ophthalmia, 547

MERCURIUS PROTOIOD.

diphtheria, 548
 eyes, 547
 syphilis, 550
 ulcers of the cornea, 547

MERCURIUS SULPHURICUS

hydrothorax, 355, 513

MERCURIUS VIVUS

abscess, 546
 abscess of teeth, 45
 antidotal relation, 553
 aphthous sore mouth, 46, 651
 balanorrhœa, 284
 blepharitis, 361, 546, 561
 bones, 311
 buboes, 573
 catarrhal fever, 545
 catarrh of the bowels, 545
 congestions, 545
 corneal ulcers, 546
 coryza, 177
 diarrhœa, 228, 545
 diphtheria, 548
 dysentery, 176, 296, 594
 dyspepsia, 52
 epistaxis, 545
 eyes, 361, 453, 546
 fever, 373
 gastric fever, 545
 glands, 544
 gonorrhœa, 87, 284, 322, 358

MERCURIUS VIVUS (*Continued*)

hæmorrhages, 545
 headache, 534
 inimical relation, 498
 iritis, 284, 546
 liver, 551, 599
 male genital organs, 84
 meningitis, 545
 menorrhagia, 545
 nasal catarrh, 547
 nostalgia, 544
 otitis media, 318
 ozæna, 48
 periodontitis, 45
 peritonitis, 545
 pneumonia, 259, 545
 rheumatism, 284
 scabies, 433
 scrofulosis, 544
 scrofulous ophthalmia, 453
 skin, 634
 syphilis, 550
 throat, 632
 tongue, 410
 tonsillitis, 376, 546
 toothache, 45, 78
 typhlitis, 52
 typhoid fever, 208
 ulcers, 60, 490
 urinary organs, 87

MERCURY

antidotes to, 539
 preparations of, 538

MEZEREUM

antidotal relation, 541
 ciliary neuralgia, 412
 cough, 215
 crusta lactea, 157
 eczema, 214
 neuralgia, 510
 rectum and anus, 59
 skin, 82, 157
 ulcers, 118

MILLEFOLIUM, 223

hæmatemesis, 276
 hæmoptysis, 295
 hæmorrhages, 223, 336
 menstruation, 276, 566

MINERAL KINGDOM, 413**MITCHELLA**

cervix uteri, 137
 uterine hæmorrhage, 150
 vesical irritability, 137

MOMORDICA BALSAMUM

flatulence, 40, 261

MORPHIA

cancer, 243
 tympanites, 243

MOSCHUS, 27, 108

antidotal relation, 79
 hysteria, 75, 109, 185, 567
 menses, 63

MOSCHUS (*Continued*)

mental symptoms, 75
 nervous system, 108
 paralysis of the lungs, 536
 vertigo, 37

MUREX PURPUREA

menses, 128
 uterine, 128

MURIATIC ACID, 477

antidotal relation, 249, 481
 aphthous sore mouth, 46
 cirrhosis of the liver, 480
 diphtheria, 193, 491
 dropsy, 480
 gastric symptoms, 480
 general symptoms, 477
 mental symptoms, 477
 muscular exhaustion, 307
 nervous system, 477
 scarlatina, 193, 479
 typhoid fever, 102, 209, 367, 478
 ulcers, 61

MYGALE, 70

chordee, 72
 chorea, 70
 nervous system, 71

MYLABIS CICHORII ET PHALARIS, 80**MYOSOTIS**

lungs, 580

MYRICA CERIFERA

jaundice, 356

MYRTUS COMMUNIS

phthisis, 79

NAJA

diphtheria, 49, 196

NATRUM ARSENICOSUM

diphtheria, 104, 196
 face, 43
 scarlatina, 480

NATRUM CARBONICUM, 635

ankle-joint, 638
 burns, 635
 catarrhs, 638
 constipation, 636
 corneal ulcers, 638
 cough, 639
 debility, 638
 diarrhoea, 636
 dyspepsia, 636
 eczema, 639
 eyes, 571
 feet, 638
 female genital organs, 134, 639
 gastric symptoms, 588
 heels, 612
 hypochondriasis, 635
 heat, ill effect of, 637
 labor, 639
 mucous membranes, 638
 nasal catarrh, 638

NATRUM CARBONICUM (*Continued*)

ozæna, 638
 nervous system, 637
 pregnancy, 639
 phlyctenular ophthalmia, 638
 seminal emissions, 647
 skin, 639
 sunstroke, 637

NATRUM HYPOCHLOROSUM

aphthous sore mouth, 46
 female genital organs, 135
 prolapsus uteri, 138

NATRUM MURIATICUM, 641

anæmia, 643
 antidotal relation, 107
 asthenopia, 123, 646
 catarrhs, 646
 ciliary neuralgia, 645
 conjunctivitis, 123
 constipation, 648
 coryza, 646
 cough, 647, 673
 dyspepsia, 648
 eczema, 649
 eyes, 123, 572, 646
 female genital organs, 134, 568, 645
 fright, ill effects of, 250
 gonorrhœa, 647
 headache, 275, 645, 665
 heart, 127, 457
 hemiopia, 646
 intermittent fever, 101, 210, 649
 marasmus, 648
 mental symptoms, 96, 119, 314
 mucous membranes, 646
 nervous system, 76
 nutrition, 647
 paralysis, 160
 prolapsus uteri, 138
 ptosis, 123
 rectum and anus, 58
 scrofulous ophthalmia, 646
 scurvy, 643
 seminal emissions, 647
 skin, 648
 spinal irritation, 300, 680
 sunstroke, 38
 sweat, 275
 throat, 647
 tongue, 304, 613
 urticaria, 648

NATRUM PHOSPHORICUM

seminal emissions, 647

NATRUM SULPHURICUM, 639

constitution, 639
 diarrhœa, 410, 432, 640, 666
 eyes, 571
 flatulence, 640
 hip-joint disease, 640
 phthisis, 640
 sycosis, 640

NICCOLUM

stomach, 124

NICOTINUM

tetanus, 171

NITRI SPIRITUS DULCIS

(*See SWEET SPIRITS OF NITRE.*)

NITRIC ACID, 489

abscess of the mastoid process, 393
 antidotal relations, 491, 540
 aphthous sore mouth, 46
 caries of the mastoid process, 565
 catarrhs, 490
 chancre, 61
 condylomata, 283
 corneal ulcers, 500, 618
 diarrhœa, 490
 diphtheria, 193, 490
 ears, 42, 393, 449
 fissure in ano, 455
 local effects of, 489
 mental symptoms, 201
 mucous membranes, 489
 pemphigus, 83
 phthisis, 491
 ptialism, 489
 rectum and anus, 58
 renal colic, 563
 scarlatina, 193, 490
 stomacace, 489
 syphilis, 61, 449, 490, 491, 555
 sweat, 603
 throat, 572, 632, 681
 typhoid fever, 478, 492
 ulcers, 61, 490
 urine, 490

NITRITE OF AMYL

eyes, 375
 flushes of heat, 424
 heart, 31
 metrorrhagia, 255

NITRO-MURIATIC ACID

gastric symptoms, 481

NOBLE METALS, 552**NOSODES**, 139**NUPHAR LUTEUM**

diarrhœa, 345

NUX JUGLANS

crusta lactea, 158
 tinea favosa, 215

NUX MOSCHATA

eyes, 572
 face, 43
 hysteria, 185
 nervous system, 110
 rheumatism, 597

NUX VOMICA, 166

abdominal symptoms, 129
 antidotal relations, 244, 450, 516, 595
 apoplexy, 247
 arthritic headache, 120
 asthma, 178
 atrophy of the retina, 177

NUX VOMICA (*Continued*)

backache, 181
 bladder, 179
 blepharospasmus, 177
 brain-fag, 496
 brain, softening of the, 182, 518
 complementary relations, 172
 composition of, 166
 conjunctivitis, 177
 constipation, 173, 202, 402, 633, 648
 coryza, 177, 228
 cough, 105, 178
 cramps in muscles, 264
 debility, 230
 diarrhoea, 176
 dysentery, 90, 176, 551
 dysmenorrhœa, 241
 dyspepsia, 173, 434, 445, 637
 ears, 178
 ecchymoses of the sclerotic, 177
 epilepsy, 502, 623, 624
 epistaxis, 178
 Eustachian catarrh, 178
 eyes, 123, 177
 face, 43
 female genitals, 129, 180
 follicular tonsillitis, 664
 gastric catarrh, 320
 gastric irritability, 173
 gastric symptoms, 320, 402
 hæmaturia, 179
 hæmoptysis, 179
 hæmorrhoids, 175
 headache, 120, 172, 275
 hemicrania, 121
 hernia, 177
 hypochondriasis, 570, 648
 hysteria, 253
 inimical relation, 584
 intermittent fever, 183
 jaundice, 175
 kidneys, 179
 labor, 181
 lead colic, 574
 liver, 123, 174
 liver spots, 118
 lumbago, 625
 marasmus, 509
 menses, 180
 mental symptoms, 96, 314
 nasal catarrh, 548
 pregnancy, 181
 prolapsus uteri, 180, 410
 renal colic, 179
 rheumatism, 182
 scrofulous ophthalmia, 177
 seminal emissions, 164
 sensitiveness, 36
 sexual excesses, 180, 310, 435
 sleep, 172, 330
 spinal cord, 572
 spinal irritation, 181, 301

NUX VOMICA (*Continued*)

stomacace, 178
 stomach, 57, 124
 temperament, 172
 torticollis, 181
 typhoid fever, 183
 vomiting of pregnancy, 180, 202
 wine, aggravation from, 584

CENANTHE CROCATA, 404

CENOTHERA BIENNIS

diarrhoea, 344

OLEANDER, 155

abdominal organs, 156
 antidotal relations, 157
 crusta lactea, 157
 diarrhoea, 156, 397, 594
 headache, 156
 lactation, 156
 mental symptoms, 155
 paralysis, 156, 157
 skin, 157
 vertigo, 156

OLEUM ANIMALE HIPPOMANES, 28

OLEUM JECORIS ASELLI

general symptoms of, 29

OLEUM RICINI COMMUNIS

(See RICINUS COMMUNIS.)

OPHIDIA, 33

OPIUM, 242

alkaloids of, 242
 antidotal relations, 246, 249
 apoplexy, 94, 246
 asphyxia from charcoal vapors, 250
 bladder, 249
 cholera infantum, 247
 colic, 250
 constipation, 174, 248, 418
 convulsions, 187
 cough, 248
 defective reaction, 142
 delirium tremens, 247
 diarrhoea, 165
 face, 431
 fever, 250
 fright, ill effects of, 250
 general action of, 244
 hæmoptysis, 248
 lead colic, 574
 marasmus, 249
 metrorrhagia, 250
 muscular exhaustion, 307
 poisoning by, 245
 puerperal fever, 250
 rectum and anus, 58, 59
 retention of urine, 249
 suppression of urine, 249
 suppuration of the lungs, 248
 tympanites, 249
 typhoid fever, 39, 246, 307, 484

OPUNTIA VULGARIS

diarrhœa, 345

ORTHOPTERA, 32**OXALIC ACID**

spinal softening, 496

testicles, 322

PÆONIA

fissure in ano, 455

PALLADIUM, 568

female genital organs, 568

headache, 568

hysteria, 75

mental symptoms, 75, 568

ovaritis, 62

PAPAVERACEÆ, 242**PAREIRA BRAVA**

urinary symptoms, 88, 409

PARIS QUADRIFOLIA

eyes, 375

headache, 502

larynx, 562

loquacity, 39

PASSIFLORA INCARNATA

tetanus, 168

PAULLINIA SORBILIS

diarrhœa, 345

headache, 254

PENTHORUM SEDOIDES

coryza, 318

PETROLEUM, 456

antidotal relations, 457

blepharitis, 456

cough, 457

dacryo-cystitis, 456

diarrhœa, 457

eyes, 456

dislocation of joints, 216

gastralgia, 454

gastric symptoms, 457

headache, 275

heart, 127, 457

lumbago, 212

mental symptoms, 383, 395, 457

nervous system, 637

ozæna, 456

rheumatism, 456

skin, 452, 456

sprains, 456

sycosis, 285

typhoid fever, 457

PETROSELINUM

gonorrhœa, 86, 359, 407

urine, 652

PHELLANDRIUM

headache, 323, 406

mammary glands, 276, 407

phthisis, 501

PHOSPHORIC ACID, 482

bones, 485

debility, 335, 482

diabetes, 486

PHOSPHORIC ACID (Continued)

diarrhœa, 337, 484

face, 42

fright, ill effects of, 250

grief, ill effects of, 484

growing pains, 486

hip-joint disease, 486

home-sickness, 484

kidneys, 486

mental symptoms, 184, 428, 482

mucous membranes, 485

neurasthenia, 496

seminal emissions, 485

sensorial depression, 306, 482

sleep, 485

tuberculosis, 485

typhoid fever, 210, 306, 479, 482

ulcers, 60

vertebral caries, 486

PHOSPHORUS, 516

alimentary tract, 521

amblyopia, 528

amenorrhœa, 523

antidotal relation, 516, 642

aphonia, 419, 442, 523

asthenopia, 528

blood, 520

bones, 500, 526

Bright's disease, 522

bronchitis, 524, 525

cancer of the stomach, 522

capillary bronchitis, 347

cataract, 528

cerebral softening, 182, 518

chorea, 518

choroiditis, 528

colds, 178

complementary relations, 346, 516, 677

constipation, 522

cough, 143, 501, 524

croup, 524

deafness, 528

debility, 335

delirium, 517

diabetes, 522

diarrhœa, 156, 432, 522

dyspepsia, 522

endocarditis, 526

eyes, 528

face, 42

fatty degeneration, 520

fatty degeneration of the heart, 526

fatty degeneration of the liver, 521

female genital organs, 627

fistulæ, 527

gastric symptoms, 588

hæmoptysis, 276, 529

hæmorrhages, 523

headache, 517

heart, 470, 526

hip-joint disease, 527

impotence, 518

PHOSPHORUS (*Continued*)

inimical relation, 670
 jaundice, 521
 kidneys, 513
 laryngismus stridulus, 461
 larynx, 523
 liver, 435, 520, 673
 locomotor ataxia, 518
 lungs, 580
 mammary abscess, 523
 marasmus, 426
 menses, 523
 mental symptoms, 516
 myocarditis, 526
 nasal catarrh, 523
 necrosis of the lower jaw, 526
 nervous system, 516, 627
 neurasthenia, 495
 nymphomania, 517, 523
 ozæna, 523
 pancreas, 522
 paralysis, 518, 588
 pneumonia, 256, 525
 polypi, 523
 retinal apoplexy, 41
 retinitis, 528
 retinitis albuminurica, 528
 rose-cold, 253
 seminal emissions, 164, 495
 sexual excesses, 518
 spasmodic oesophageal stricture, 522
 spinal cord, 518
 spinal irritation, 517
 sweat, 520
 throat, 521
 tongue, 521
 tracheitis, 524
 tuberculosis, 428, 518, 525, 620
 typhoid fever, 209, 483, 519
 ulcer of the stomach, 522
 ulcers, 60, 521
 vertebral caries, 527
 vicarious menstruation, 276
 vomiting, 619
 waxy degeneration of the liver, 521
 white swelling, 527
 yellow atrophy of the liver, 521

PHYSOSTIGMA

spinal irritation, 181, 300
 tetanus, 167

PHYTOLACCA

aphthous sore mouth, 46
 cicatrices, 499
 convulsions, 168
 diphtheria, 195
 heart, 207
 mammary abscess, 276
 tetanus, 171

PICRIC ACID, 494

back, 127
 brain-fag, 494
 brain, softening of the, 182

PICRIC ACID (*Continued*)

general symptoms of, 494
 locomotor ataxia, 91
 meningitis, 91
 myelitis, 91
 neurasthenia, 494
 poisoning by, 494
 priapism, 91
 seminal emissions, 494

PICROTOXINE

tetanus, 167

PINUS SYLVESTRIS

joints, 624, 638

PIPER METHYSTICUM

nervous system, 350

PIPER NIGRUM

skin, 82

PISCES, 29**PIX LIQUIDA**

bronchial catarrh, 198
 lungs, 580
 phthisis, 79, 280
 skin, 82

PLANTAGO MAJOR

otalgia, 318
 relation to tobacco, 391

PLANTAIN

antidotal relation, 107

PLATINA, 565

convulsions, 309, 567
 female genital organs, 62, 132, 565, 567
 headache, 75
 hysteria, 75, 185, 567
 lead colic, 567, 574
 masturbation, 309, 567
 menses, 63, 566
 mental symptoms, 120, 132, 565
 neuralgia, 567, 578
 nymphomania, 62, 132, 565
 ovaritis, 62, 566
 prolapsus uteri, 566, 567
 puerperal convulsions, 567
 sexual excesses, 309, 567

PLATINUM MUR.

bones, 500, 567

PLUMBUM, 574

abortion, 575
 antidotal relations, 574
 cerebral disturbance, 575
 colic, 574
 constipation, 245, 418, 575
 delirium, 575
 epilepsy, 575
 granular kidney, 556
 kidney, 576
 multiple cerebro-spinal sclerosis, 575
 muscles, 574
 paralysis, 574, 588
 progressive muscular atrophy, 575
 rectum and anus, 59
 ulcers, 61

PODOPHYLLUM PELTATUM, 409

abdominal symptoms, 410
 bilious remittent fever, 411
 cholera infantum, 262
 cholera morbus, 234
 convulsions, 57
 dentition, 57, 410
 diarrhœa, 176, 228, 337, 410, 432
 fever, 411
 prolapsus recti, 130, 410, 578
 prolapsus uteri, 130, 174, 410
 tongue, 410

POTASH SALTS

remarks on the, 684

POTHOS FÆTIDA, 198

asthma, 198

PRUNUS

eyes, 375

PSORINUM, 140

cholera infantum, 141
 constitution, 140
 debility, 679
 defective reaction, 140, 142, 422, 582
 headache, 666
 herpes, 141
 scabies, 142
 sebaceous glands, 141
 skin, 141
 ulcers, 141

PTELEA

headache, 342
 liver, 599

PULMO VULPIS

asthma, 29

PULSATILLA NUTTALLIANA, 313**PULSATILLA PRATENSIS**, 313

after-pains, 325
 anæmia, 314
 antidotal relations, 313, 591
 chest, 127
 chlorosis, 314, 451
 circulation, 315
 complementary relations, 313
 conjunctivitis, 123, 317
 corneal ulcers, 317
 coryza, 178, 317
 cystitis, 321
 dacryo-cystitis, 317
 diarrhœa, 165, 234, 313, 321
 dysmenorrhœa, 188, 240, 241
 dyspepsia, 174, 237
 ears, 318, 650
 epistaxis, 316
 eyes, 123, 317
 face, 42, 43
 female genital organs, 131, 324
 fever, 329
 fright, ill effects of, 250
 gastric catarrh, 319, 533
 gastric symptoms, 343
 general character of, 313
 gonorrhœa, 283, 321

PULSATILLA PRATENSIS (*Con-
tinued*)

gout, 322
 headache, 40, 323
 hæmoptysis, 276, 316
 heels, 612
 hemicrania, 121
 hiccough, 189
 hydrocele, 322
 intermittent fever, 329
 joints, 203
 labor, 324
 lungs, 681
 mammary glands, 325
 measles, 163, 329
 mental symptoms, 119, 184, 314, 570,
 576, 644
 milk leg, 325
 nasal catarrh, 317, 548
 neuralgia, 329
 ophthalmia neonatorum, 317, 561
 orchitis, 283, 321
 otalgia, 318, 630, 650
 otitis externa, 318, 323
 otitis media, 318
 pregnancy, 324
 prostate gland, enlargement of the,
 322
 prostatitis, 283
 purulent ophthalmia, 561
 retained placenta, 324
 rheumatism, 212, 283, 322
 sleep, 330
 spinal irritation, 330
 sycosis, 667
 synovial membranes, 322
 synovitis, 322
 temperament, 314
 testicles, 322
 throat, 319
 tuberculosis, 315
 urine, 249
 urticaria, 100
 uterus, 131
 varicocele, 315
 varicose veins, 315
 vesical irritation, 87
 vicarious menstruation, 276
 wine, aggravation from, 584

QUASSIA

worms, 226

QUININE, ACTION OF, ON

blood, 333
 infusoria, 333
 reflex action, 333
 spleen, 333
 waste, 333

RADIATA, 30**RANUNCULACEÆ**, 287

RANUNCULUS BULBOSUS, 302

alcoholism, 302
 diaphragmitis, 302
 eczema, 303
 hay fever, 303
 headache, 323
 herpes zoster, 302
 pemphigus, 303
 peritonitis, 301
 pleurisy, 301
 pleurodynia, 258, 271, 302
 pneumonia, 302
 rheumatism, 302
 serous membranes, 301
 skin, 82, 302
 ulcers, 303

RANUNCULUS SCCELERATUS, 303

diphtheria, 303
 headache, 323
 skin, 82, 303
 stomacace, 303
 tongue, 304
 typhoid fever, 303

RAPHANUS

flatulence, 249, 337, 402

RATANHIA

fissure in ano, 454
 toothache, 597

RHEUM

antidotal relation, 594
 diarrhoea, 595, 596, 634

RHODODENDRON

nervous system, 637
 orchitis, 322
 rheumatism, 213
 wine, aggravation from, 584

RHUS GLABRA, 199**RHUS RADICANS**

headache, 204
 pleurodynia, 271
 rheumatism, 212

RHUS TOXICODENDRON, 205

antidotal relations, 204
 apoplexy, 247
 brain, 215
 carbuncles, 213
 cellulitis, 213, 216
 colic, 215,
 conjunctivitis, 106, 216, 361
 coryza, 215
 cough, 215, 501
 diarrhoea, 215
 diphtheria, 195, 207
 dislocation of the jaw, 216
 dropsy, 402
 dysentery, 207, 215
 eczema, 213
 enteritis, 57
 erysipelas, 45, 100, 214
 eyes, 106, 215, 361, 562, 572
 face, 42, 44
 fever blisters, 649

RHUS TOXICODENDRON (Continued)

glaucoma, 216
 granular lids, 562
 heart, 205
 hypertrophy of the heart, 205, 219,
 294, 464
 inimical relation, 205
 intermittent fever, 210
 iritis, 216
 lumbago, 211
 mental symptoms, 395
 metritis, 215
 muscular exertion, bad effects of, 211,
 478
 palpitation of the heart, 207
 paralysis, 216, 294
 parotitis, 400
 periproctitis, 58
 peritonitis, 57, 207, 215
 perityphilitis, 215
 phlyctenular ophthalmia, 215
 pneumonia, 207
 ptosis, 160, 362
 rheumatism, 212, 227, 272, 624, 675
 scarlatina, 96, 102, 207, 214, 379, 611
 scrofulous ophthalmia, 215
 skin, 81, 213, 514
 sprains, 311
 sweat, 500, 520
 tongue, 304, 410, 521, 643
 toothache, 216
 typhilitis, 59, 215
 typhoid fever, 207, 268, 365, 373, 478,
 483, 507
 urticaria, 100
 variola, 214
 vertigo, 215
 vomiting, 244, 394

RHUS VENENATA, 199**RICINUS COMMUNIS**

agalactia, 286, 325

ROBINIA

neuralgia, 510

ROSA DAMASCENA

hay fever, 512

RUBIACEÆ, 331**RUMEX CRISPUS**

asthma, 27
 cough, 105, 386, 501, 524
 diarrhoea, 432, 666
 pleurodynia, 271
 urticaria, 100

RUTA

asthenopia, 406
 complementary relations, 626
 eyes, 572
 injuries, 487, 604
 lumbago, 212
 sprains, 604

SABADILLA, 235

influenza, 235

SABADILLA (*Continued*)

mental symptoms, 235
worms, 236

SABINA, 278

abortion, 279
condylomata, 284
gastric symptoms, 320
menses, 566
post-partum hæmorrhage, 279

SACCHARUM OFFICINALE

corneal opacity, 617
mental symptoms, 618

SALICYLIC ACID

aphthæ, 46
Meniere's disease, 674

SAMBUCUS

coryza, 228
croup, 295
laryngismus stridulus, 461
laryngitis, 469

SANGUINARIA CANADENSIS, 251

acne, 257
aphonia, 257
circulation, 253
conjunctivitis, 256
coryza, 256
cough, 255, 256, 340
croup, 257
ears, 252
general action of, 282
hæmorrhages, 255
headache, 253
hemicrania, 121
hysteria, 253
larynx, 257
mental symptoms, 252
metrorrhagia, 255
nose, 253
phthisis, 255
pneumonia, 255, 271
polypi, 257, 523
rheumatism, 257, 597
rose-cold, 253
skin, 257
vertigo, 253

SANTONINE, 225

SARSAPARILLA

antidotal relations, 249
marasmus, 249
stomach, 124
sycosis, 284, 667
urine, 652

SCILLA MARITIMA

cough, 647, 673
lungs, 580

SCROPHULARIACEÆ

SECALE CORNUTUM, 145

abortion, 147
blood, 146
bloodvessels, 146
cataract, 528
cholera Asiatica, 147, 509

SECALE CORNUTUM (*Continued*)

cholera infantum, 147
cholera morbus, 147
circulation, 145
convulsions, 145, 395
face, 42
female genital organs, 137
gangrene, 146, 514
follicular pharyngitis, 664
hæmorrhages, 146, 336
intermittent fever, 67
labor, 146
lumbago, 625
poisoning by, 145
retained placenta, 146
ulcers, 61
uterus, 146

SELENIUM, 416

aphonia, 193, 419, 674
constipation, 418
debility, 417
gastric symptoms, 418
headache, 417
heat, ill effects of, 38
impotence, 417
inimical relation, 420
larynx and lungs, 419
liver, 418
nervous system, 417
prostatorrhœa, 417
seminal emissions, 164, 417
skin, 419
sleep, 419
typhoid fever, 417
wine, aggravation from, 584

SENECIO AUREUS

catarrh, 328
cough, 328
hæmoptysis, 276
menses, 276, 328
uterus, 328

SENEGA

pleurodynia, 271
phthisis, 579
whooping cough, 32

SENNA

debility, 678
urine, 678

SEPIA

abortion, 138
anæmia, 316
antidotal relation, 390
arthritic headache, 120
asthenopia, 122
backache, 330
blood, 117
cataract, 122
chlorosis, 316
circulation, 116
complexion, 116
conjunctivitis, 122
connective tissue, 118

SEPIA (*Continued*)

constipation, 202
 constitution, 116, 117
 coryza, 362
 cough, 673
 discovery of medicinal virtues of, 115
 dyspepsia, 123
 epistaxis, 117
 eyes, 122, 572
 female genital organs, 126, 568
 gastric symptoms, 320, 448
 general action of, 116
 hæmorrhoids, 123
 headache, 120
 hemicrania, 120
 herpes, 118
 herpes circinatus, 118, 649
 hypochondriasis, 636
 joints, 118
 liver, 175
 liver spots, 118
 mental symptoms, 118, 314, 570, 577, 644
 motion, 116
 neuralgia, 390
 post-nasal catarrh, 606
 prolapsus uteri, 180, 410
 ptosis, 160, 216
 scabies, 118, 433
 seminal emissions, 164
 skin, 116, 118, 514, 639
 sphincters, 116
 spinal irritation, 588, 680
 stomach, 123
 time, 117
 trachoma, 122
 ulcers, 118, 653
 urticaria, 100
 uterus, 118
 venous congestions, 116

SILICEA, 497

abscesses, 498, 546
 ankle-joint, 672
 antidotal relation, 498
 boils, 498
 bones, 476, 499
 carbuncle, 77, 498
 cataract, 528
 cellulitis, 498
 cicatrices, 498
 climaxis, 603
 complementary relation, 475, 497
 constipation, 501
 constitution, 497
 corneal ulcers, 500
 cough, 501
 diarrhoea, 501
 ears, 42, 393, 500
 epilepsy, 502, 623
 fissure in ano, 455
 fright, ill effects of, 250
 hay fever, 303, 501, 512

SILICEA (*Continued*)

headache, 186, 502, 666
 hemicrania, 121
 hip-joint disease, 499
 inimical relation, 498
 keratitis, 500
 lungs, 501
 mammary abscess, 523
 mucous membranes, 500
 nasal catarrh, 500
 nervous system, 502, 637
 neuralgia, 630
 neurasthenia, 496
 otitis media, 393
 otorrhœa, 318, 500, 618
 paralysis, 502
 periodontitis, 45
 phthisis, 501
 rachitis, 627
 rheumatism, 503
 scrofulosis, 451, 544, 599
 skin, 634
 spinal cord, 503
 sweat, 499, 603
 tabes mesenterica, 603
 tetanus, 169
 tonsillitis, 376, 501, 546
 tuberculosis, 501
 ulcers, 60, 61, 499
 vaccination, ill effects from, 281
 vertebral caries, 499
 vertigo, 503

SINAPIS NIGRA

hay fever, 512

SODA

salts of, 635

SOLANACEÆ, 368**SPIGELIA**, 411

brain, 215
 ciliary neuralgia, 411
 eyes, 293, 298, 375, 411
 headache, 78, 323, 411, 646
 heart, 104, 232, 357, 412, 470
 mental symptoms, 411
 neuralgia, 282, 298, 411
 post-nasal catarrh, 318
 prosopalgia, 294
 retinitis, 411
 worms, 412

SPONGIA, 467

constitution, 468
 cough, 469
 croup, 295, 462, 469, 631
 glands, 468
 goitre, 468
 heart, 469
 hoarseness, 419
 laryngeal phthisis, 469
 laryngitis, 468
 orchitis, 468
 testicles, 323, 468
 tuberculosis, 469

SQUILLA MARITIMA

(See SCILLA)

STANNUM METALLICUM, 576

complementary relation, 576
 dyspepsia, 577
 epilepsy, 578
 hypochondriasis, 577
 mental symptoms, 314, 576
 mucous membranes, 578
 neuralgia, 576, 578
 neurasthenia, 576
 paralysis, 580
 phthisis, 576, 578
 pleurisy, 580
 prolapsus uteri, 129, 577
 stomach, 124
 worms, 577

STAPHISAGRIA, 309

anger, ill effects of, 263
 antidotal relation, 541
 aphthous sore mouth, 46
 arthritic ophthalmia, 312
 bones, 311
 colic, 310, 312
 condylomata, 284, 311
 crusta lactea, 158, 310
 diarrhoea, 312
 eczema, 311
 eyes, 311
 gastric symptoms, 418
 gout, 312
 injuries, 221
 lumbago, 212
 mental symptoms, 227, 309
 mouth, 311
 ovaries, 310
 paralysis, 294, 580
 pediculi, 310
 prolapsus uteri, 312
 sexual excesses, 180, 309
 skin, 310
 stomach, 124, 312
 styas, 311
 syphilis, 310
 teeth, 310
 temperament, 309
 testicles, 322

STICTA PULMONARIA

asthma, 27
 coryza, 228
 nervous system, 76

STILLINGIA

antidotal relations, 541
 bones, 311
 hip-joint disease, 640

STRAMONIUM, 382

antidotal relation, 581
 brain, 383
 chorea, 71, 386
 convulsions, 187, 382, 656
 delirium, 233, 382, 388

STRAMONIUM (Continued)

delirium tremens, 247
 diarrhoea, 384
 erysipelas, 383
 exanthemata, 382
 face, 42
 hiccough, 189
 hip-joint disease, 384
 hydrophobia, 382
 locomotor ataxia, 383
 loquacity, 39
 mania, 388
 mental symptoms, 200, 382, 383
 nervous system, 76
 nymphomania, 384
 scarlatina, 379, 382, 387
 sleep, 400
 speech, 383
 tetanus, 171
 tongue, 384, 410
 typhoid fever, 246
 urine, 247

STRONTIANA CARBONICA, 603

apoplexy, 603
 bones, 604
 caries of the femur, 500
 circulation, 603
 climacteric, 603
 diarrhoea, 604
 headache, 502
 neuralgia, 578
 ostitis, 311
 skin, 604
 sprains, 604

STRYCHNIA, 166

tetanus, 166

SULPHUR, 421

abscess, 546
 acne, 426
 ankle-joints, 638, 672
 antidotal relations, 249
 aphonia, 442
 boils, 426, 431
 bronchitis, 431
 capillary bronchitis, 346
 cholera infantum, 429, 619
 cicatrices, 499
 circulation, 422
 complementary relation, 172
 congestion of the chest, 423
 congestion of the head, 423
 congestion of the spinal cord, 496
 conjunctivitis, 293
 constipation, 434
 continued fever, 511
 coryza, 430
 crusta lactea, 426
 debility, 417
 defective reaction, 421, 582
 diarrhoea, 228, 410, 432, 457, 640, 666
 dropsy, 98
 dysentery, 90, 432, 444, 551

SULPHUR (*Continued*)

dyspepsia, 124, 434
 erysipelas, 424
 eyes, 618
 female genital organs, 435
 fever, 292, 424
 flatulence, 402
 flushes of heat, 424
 gastric symptoms, 402, 588
 glands, 426
 gonorrhœa, 435
 hæmorrhoids, 423, 434
 headache, 534
 heart, 104, 423
 hip-joint disease, 427
 hydrocephaloid, 429
 hydrocephalus, 98, 427
 hysteria, 428
 intermittent fever, 211, 425
 laryngitis, 431
 liver, 175, 434
 liver spots, 118
 lumbago, 212
 lungs, 427, 580, 681
 marasmus, 249, 426, 509
 meningitis, 95, 269
 mental symptoms, 37, 428, 630
 mucous membranes, 430
 nasal catarrh, 430
 nervous system, 428
 neuralgia, 630
 neurasthenia, 577
 panaritium, 107
 paralysis, 101, 216, 294, 429
 peritonitis, 430
 pleurisy, 97, 430
 pneumonia, 50, 256, 424, 430, 431
 prostaticorrhœa, 417
 psora, 417
 rachitis, 426
 retinal congestion, 554
 rheumatism, 322, 430
 scabies, 118, 433
 scarlatina, 380, 424
 scrofula, 426, 500, 544
 scrofulous ophthalmia, 430, 452, 453
 skin, 157, 419, 432
 sleep, 330, 419
 seminal emissions, 164, 417
 sexual excesses, 180, 310, 435
 spinal congestion, 429
 spinal cord, 572
 spinal irritation, 429
 spinal weakness, 429
 suppressed eruptions, 95, 421
 synovitis, 272, 430
 tabes mesenterica, 427
 throat, 455
 tonsillitis, 376
 tubercular meningitis, 98, 427
 tuberculosis, 426, 427, 526
 tympanites, 239

SULPHUR (*Continued*)

typhoid fever, 424
 ulcers, 60
 uterine diseases, 127
SULPHURIC ACID, 486
 alcoholism, 487
 ankle-joint, 638
 aphthous sore mouth, 46, 487
 brain, 215
 cough, 143, 487
 diphtheria, 487
 dyspepsia, 488
 flushes of heat, 424
 general symptoms of, 486
 hæmorrhages, 488
 indigestion, 56
 injuries, 487
 pemphigus, 83
 scarlatina, 480
 skin, 83
 sprains, 612
 stomach and bowels, 56

SWEET SPIRITS OF NITRE

sensorial depression, 306
 typhoid fever, 306, 483

SYMPHYTUM

fractures, 628
 injuries, 221

TABACUM, 390

antidotal relation, 391
 apoplexy, 390
 asphyxia, 391
 cholera, 390
 dyspepsia, 390
 general symptoms of, 390
 heart, 390
 neuralgia, 390
 relation to Gelsemium, 165
 renal colic, 391
 strangulated hernia, 391
 tetanus, 171
 vomiting, 352

TARAXACUM, 223

liver, 223
 tongue, 304, 643
 typhoid fever, 210

TARENTULA, 72

chorea, 71
 nervous system, 72
 poisoning by, 72
 uterus and ovaries, 72

TARENTULA CUBENSIS, 76**TELLURIUM**

herpes circinatus, 118, 649
 otitis media, 318, 374

TEREBINTHINA

albuminuria, 64
 antidotal relations, 518
 Bright's disease, 232
 bronchitis, 280
 capillary bronchitis, 347

TEREBINTHINA (*Continued*)

dropsy, 64, 308
 hæmaturia, 64
 kidneys and bladder, 279, 513
 metritis, 279
 peritonitis, 279
 post-scarlatinal dropsy, 64
 puerperal metritis, 377
 skin, 82
 tympanites, 249, 337
 typhoid fever, 64, 279
 urticaria, 100

TEUCRIUM MARUM VERUM

hiccough, 189
 polypi, 523
 post-nasal catarrh, 606

THAPSIA GARGANICA

skin, 82

THEA

stomach, 125

THEBAINE

tetanus, 167

THERIDION, 78

antidotal relations, 79
 bones, 79
 headache, 78
 head symptoms, 73
 hemicrania, 122
 hysteria, 78
 ozæna, 79
 phthisis, 79
 sea-sickness, 79
 spinal irritation, 79
 sun, ill effects of the, 38
 vertigo, 37, 78

THUJA OCCIDENTALIS, 280

balanorrhœa, 283
 blepharitis, 123
 ciliary neuralgia, 412
 complementary relations, 497
 condylomata, 282
 eyes, 123
 female genital organs, 658
 gastric symptoms, 320
 gonorrhœa, 87, 287
 headache, 282
 history of, 280
 iritis, 283
 mental symptoms, 235, 281, 383
 nails, 476
 nervous system, 281
 neuralgia, 282
 orchitis, 283
 prostatitis, 283
 pseudo-cyosis, 281
 rheumatism, 283
 sweat, 603
 sycosis, 281, 282, 667
 teeth, 47, 283
 urinary organs, 87
 vaccination, bad effects of, 281, 497

TILIA EUROPEA

puerperal metritis, 377

TITANIUM

hemipia, 646

TRIFOLIUM PRATENSE

cough, 271

UMBELLIFERÆ, 404**URTICA URENS**

agalactia, 286, 325
 urticaria, 31, 100

USTILAGO

crusta lactea, 158
 female genital organs, 137
 hæmorrhages, 138, 149

VALERIANA

defective reaction, 142, 422, 582
 hysteria, 185, 253
 lumbago, 212
 nervous system, 111, 114, 226

VALERIANATE OF ZINC

hysteria, 186

VEGETABLE KINGDOM, 152**VERATRIA**, 167**VERATRUM ALBUM**, 232

abdominal organs, 232
 antidotal relation, 506
 cardiac debility, 234
 cholera Asiatica, 233
 cholera infantum, 233, 262
 cholera morbus, 233, 321, 509
 colic, 263
 collapse, 442
 convulsions, 187
 cough, 143
 cramp, 264
 delirium, 233
 diarrhœa, 165, 233, 321
 fright, ill effects of, 250
 headache, 186, 323, 342
 hemicrania, 121
 hiccough, 187
 intermittent fever, 66
 intestinal symptoms, 537
 mental symptoms, 233
 nervous system, 226
 neurasthenia, 577
 nymphomania, 233
 rheumatism, 227
 scarlatina, 587
 syncope, 37
 tetanus, 171

VERATRUM VIRIDE, 235

chorea, 235, 387
 fever, 292
 heart, 235
 lungs, 235
 œsophagitis, 235
 pneumonia, 235, 256
 puerperal convulsions, 235
 tetanus, 169

VERBASCUM THAPSUS

cough, 359
neuralgia, 359
prosopalgia, 567

VESPA, 92

os uteri, 137

VIBURNUM OPULUS

abortion, 228
female genital organs, 138

VINCA MINOR

crusta lactea, 157
hæmorrhages, 157, 336
menorrhagia, 157
plica polonica, 158

VIOLA ODORATA

rheumatism, 273

VIOLA TRICOLOR

crusta lactea, 157, 158

XANTHOXYLUM FRAXINEUM

after-pains, 325

YERBA SANTA

lungs, 580
phthisis, 198, 579

YUCCA FILAMENTOSA

biliousness, 274, 286
skin, 286
tongue, 410

ZINCUM METALLICUM, 583

amblyopia, 589
antidotal relations, 584
asthma, 585
brain, 586
brain, softening of the, 588
chorea, 586
colic, 589
complementary relations, 626
corneal opacity, 589

ZINCUM METALLICUM (*Continued*)

cough, 589
debility, 417, 535
dentition, 585
exanthemata, 383
eyes, 589
gastric system, 588, 589
granular lids, 589
headache, 587
heart, 606
hypochondriasis, 590
inimical relation, 584
liver, 589
locomotor ataxia, 559
meningitis, 95, 308, 586
menses, 590
nervous symptoms, 76, 585
ovaries, 63, 585
paralysis, 588
poisoning by, 584
prosopalgia, 589
pterygium, 589
scarlatina, 383, 586
sleep, 400
spermatorrhœa, 590
spinal cord, 585
spinal irritation, 300, 588
suppressed eruptions, 95, 277
urine, 589
wine, aggravation from, 584

ZINCUM OXIDATUM

hypochondriasis, 405

ZINCUM SULPHURICUM

corneal opacities, 589
granular lids, 589

ZINGIBER

asthma, 178
urine, 249

ZIZIA

chorea, 71

THERAPEUTIC INDEX.

ABDOMINAL SYMPTOMS

cascarilla, 285
nux vomica, 129
oleander, 156
podophyllum, 410
veratrum album, 232

ABORTION

aconite, 296, 299
actea racemosa, 299
chamomilla, 228
digitalis, 353
gelsemium, 165
hamamelis, 299
plumbum, 575
sabina, 279
secale, 147
sepia, 138
viburnum, 228

ABSCESSES

belladonna, 370, 380, 546
carbo veg., 441
hepar, 546, 631
lachesis, 546
mercurius, 546
silicea, 498, 546
sulphur, 546

ABSCCESS OF LUNGS

lachesis, 50
sulphur, 50

ABSCCESS OF TEETH

hepar, 45
lachesis, 45
mercurius, 45
silicea, 45

ACNE

carbo animalis, 133
sanguinaria, 257
sulphur, 426

ADENOMATA

conium, 405

AFTER-PAINS

actea racemosa, 299
chamomilla, 325
cuprum, 325
pulsatilla, 325
xanthoxylum, 325

AGALACTIA

agnus castus, 325
causticum, 325, 674
ricinus communis, 286, 325

AGALACTIA (*Continued*)

urtica urens, 286, 325

ALBUMINURIA

apis, 64
arsenicum, 573
aurum, 555
equisetum, 86
formica, 82
glonoin, 395
helonias, 327
lachesis, 63
terebinthina, 64

ALCOHOLISM

ranunculus bulbosus, 302
sulphuric acid, 487

ALIMENTARY CANAL

aloes, 436
bryonia, 273
cantharis, 89
lachesis, 50
phosphorus, 521

AMBLYOPIA

phosphorus, 528
zincum, 589

AMENORRHOEA

aconite, 621
actea spicata, 621
apis, 105
belladonna, 621
calcarea ostr., 620
castoreum, 110
gelsemium, 621
glonoin, 621
lycopodium, 621
phosphorus, 523
salt, 643

ANÆMIA

alumina, 570
cinchona, 334
ferrum, 334, 450
kali carb., 677
natrum mur., 643
pulsatilla, 314
sepia, 316

ANALYSIS OF DRUGS, 18

ANASARCA

(*See DROPSY*), 355

ANGER, ILL EFFECTS OF

causticum, 263
chamomilla, 263

ANGER (*Continued*)

colocyath, 263
staphisagria, 263

ANGINA PECTORIS

actea racemosa, 300
argentum nitricum, 561
arsenicum, 513

ANKLE-JOINT

causticum, 672
natrum carb., 638
pinus sylvestris, 638
silicea, 672
sulphur, 638, 672
sulphuric acid, 638, 672

ANTIDOTAL RELATIONS, 24**ANTIDOTES**

aconite, 297
alumina, 569
ammonium carb., 608
anacardium, 203
argentum nitricum, 563
arsenicum, 506
aurum, 553
carbo veg., 439
castor oil, 286
chlorine, 467
cicuta, 391
cinchona, 341
colchicum, 232
cuprum, 581
ferrum, 591
gelsemium, 165
glonoin, 396
graphites, 450
iodine, 467
magnesia carb., 595
muriatic acid, 481
natrum mur., 642
oleander, 157
ophidia, 35
opium, 244, 249, 481
phosphorus, 516
plumbum, 574
pulsatilla, 313
rhus tox., 204
selenium, 420
silicea, 498
stramonium, 384
tabacum, 391

ANUS

belladonna, 58
causticum, 58
cocculus, 58, 59
ignatia, 58
kali bi., 58
mezereum, 58, 59
natrum mur., 58
nitric acid, 58
opium, 58, 59
plumbum, 58, 59

AORTITIS

arsenicum, 444

AORTITIS (*Continued*)

carbo veg., 444
lachesis, 444

APHASIA

bothrops lanciolatus, 33

APHONIA

ammonium caust., 611
carbo veg., 419, 442, 673
causticum, 419, 442, 673
eupatorium perf., 443, 674
gelsemium, 160
graphites, 193, 674
phosphorus, 442, 523
sanguinaria, 257
spongia, 419
sulphur, 442

APHTHOUS SORE MOUTH

apis, 46
arsenicum, 46
baptisia, 45
borax, 651
carbo veg., 46
chlorine, 467
helleborus, 47
lachesis, 45
lycopodium, 46
mercurius, 46, 651
muriatic acid, 46
natrum hypochlor., 46
nitric acid, 46
phytolacca, 46
salicylic acid, 46
staphisagria, 46
sulphuric acid, 46

APOPLECTIC CONGESTION

coffea, 349

APOPLEXY

apis, 94, 247
arnica, 222, 247
baryta carb., 246, 601
belladonna, 41, 246, 247
causticum, 672
helleborus, 247
hyoscyamus, 247
lachesis, 246, 247
nux vomica, 247
opium, 94, 246
rhus tox., 247
strontiana carb., 603
tabacum, 390

APOPLEXY OF THE RETINA

arnica, 41
crotalus, 41
glonoin, 394
lachesis, 41
phosphorus, 41

ARTHRALGIA

argentum met., 564

ARTHRITIC HEADACHE

nux vomica, 120
sepia, 120

ASCITES

- acetic acid, 98
- apocynum cannab., 98

ASPHYXIA

- ammonium carb., 609
- arnica, 150, 250
- bovista, 150, 250
- hydrocyanic acid, 391
- tabacum, 391

ASPHYXIA NEONATORUM

- antimon. tart., 536
- laurocerasus, 536

ASTHENOPIA

- alumina, 571, 605
- ammoniacum gummi, 406
- apis, 106
- argentum nitricum, 562
- artemisia vulgaris, 222
- belladonna, 406
- cinchona, 336
- jaborandi, 122
- kali carb., 122
- lilium tigrinum, 121
- lithium carb., 605
- natrum mur., 123, 646
- phosphorus, 528
- ruta, 406
- sepia, 122

ASTHMA

- ambra grisea, 143
- apis, 104
- argentum nitricum, 561
- arsenicum, 346, 512, 668
- bromine, 463
- cactus, 585
- cadmium sulph., 585
- caladium seguin., 197
- capsicum, 392
- carbo veg., 179, 443
- cuprum, 346
- drosera, 27
- ipecacuanha, 346
- kali bich., 668
- kali chlor., 585
- lachesis, 50
- lobelia, 346
- lycopodium, 179
- mephitis, 27
- nux vomica, 178
- pothos fetida, 198
- pulmo vulpis, 29
- rumex crispus, 27
- sticta, 28
- zincum, 585
- zingiber, 178

ATROPHY OF THE RETINA

- nux vomica, 177

BACKACHE

- cannabis indica, 330
- kobalt, 330
- nux vomica, 181

BACKACHE (Continued)

- picric acid, 1:7
- sepia, 330
- zincum, 330

BALANORRHOEA

- digitalis, 358
- mercurius corrosivus, 359
- mercurius vivus, 284
- thuja, 283

BILIARY CALCULI

- belladonna, 179
- berberis, 179, 409
- cinchona, 179

BILIOUSNESS

- chamomilla, 274
- yucca filamentosa, 274, 286

BILIOUS REMITTENT FEVER

- gelsemium, 162
- podophyllum, 411

BLADDER

- arsenicum, 249
- berberis, 408
- cantharis, 83
- cina, 226
- causticum, 249
- erigeron, 87
- ferrum phos. 87
- hyoscyamus, 249
- lithium carb., 605
- nux vomica, 179
- opium, 249
- pulsatilla, 87
- senecio, 328

BLADDER, PARALYSIS OF THE

- dulcamara, 392
- hepar, 634

BLEPHARITIS

- alumina, 571
- argentum nitr., 561, 562
- euphrasia, 360
- graphites, 123, 452, 571
- kreosote, 562
- mercurius, 361, 546, 561
- petroleum, 456
- sepia, 122
- thuja, 123

BLEPHAROSPASMUS

- agaricus, 177
- nux vomica, 177

BLOOD

- alumina, 570
- ammonium carb., 608
- arsenicum, 507
- bryonia, 265
- carbo veg., 439
- kali carb., 677
- lycopodium, 398
- phosphorus, 520
- quinine, 333
- secale, 146
- sepia, 117

BLOODVESSELS

arnica, 218
secale, 146

BOILS

arnica, 221
belladonna, 380
silicea, 498
sulphur, 426

BONES

angustura, 500
arana diadema, 78
asafetida, 499
aurum, 559
calcareo fluorica, 475
calcareo ostrearum, 624
calcareo phosphorica, 221, 628
chloride of gold and platinum, 312
fluoric acid, 475
Gettysburg spring water, 312, 500
kali hydriodicum, 311
mercurius, 311
phosphoric acid, 485
phosphorus, 500, 526
platinum mur., 500, 567
silicea, 476, 499
staphisagria, 311
stillingia, 311
strontiana carb., 311, 500, 604
symphytum, 221
theridion, 79

BOWELS

berberis, 409
cinchona, 337
colchicum, 337
sulphur, 431
terebinthina, 337

BOWELS, STRANGULATION OF

opium, 249

BRAIN

aconite, 292
argentum nitricum, 558
arsenicum, 91
baryta carb., 601
baryta mur., 601
belladonna, 215, 292, 370
cantharis, 88
carbo animalis, 215
causticum, 601
cinchona, 215
glonoin, 292
hyoseyamus, 385
plumbum, 575
rhys tox, 215
spigelia, 215
stramonium, 383
sulphur, 428
sulphuric acid, 215
zincum, 586

BRAIN, CONGESTION OF THE

belladonna, 370
glonoin, 394

BRAIN-FAG

kali bromatum, 657
nux vomica, 496
phosphoric acid, 496
picric acid, 494

BRAIN, INFLAMMATION OF THE

arsenicum, 89
arum triphyllum, 192
belladonna, 88, 372, 395
camphor, 89
cantharis, 88
glonoin, 395
hyoseyamus, 385

BRAIN, PARALYSIS OF THE

hydrocyanic acid, 307, 493
lycopodium, 399

BRAIN, SOFTENING OF THE

ambra grisea, 143
nux vomica, 182, 518
phosphorus, 182, 518
picric acid, 182
zincum, 588

BRIGHT'S DISEASE

arsenicum, 513
colchicum, 232
hepar, 632
lachesis, 63
phosphorus, 522
terebinthina, 232

BRONCHIAL CATARRH

ammonium carb., 69
ammonium mur., 614
balsam of Peru, 198
bryonia, 271, 524
capsicum, 340, 501
carbo animalis, 448
carbo veg., 448
dracontium, 197
ippecacuanha, 346
kali bichromicum, 668
lachesis, 48
lycopodium, 402
phosphorus, 524, 525
pix liquida, 198
sulphur, 431
terebinthina, 280

BRONCHORRHAGIA

carbo veg., 439

BUBOES

alumina, 572
badiaga, 31, 448
belladonna, 380
carbo animalis, 31, 447
hepar, 632
mercurius, 573

BURNS

arsenicum, 91
cantharis, 91
carbolic acid, 91
sapo soda, 91
soda bicarbonate, 91, 635

CANCER

arsenicum alb., 507, 515
 arsenicum iod., 515
 belladonna, 515
 bromine, 459
 carbo animalis, 448
 carbo veg., 440
 cicuta virosa, 407
 clematis, 515
 conium, 405, 515
 hydrastis, 515
 iodine, 466
 kreosote, 129
 lachesis, 68
 lapis albus, 466
 morphine, 243

CAPILLARY BRONCHITIS

antimonium tart., 346, 535
 baryta carb., 535
 chelidonium, 259
 ipecacuanha, 346, 535
 kali carb., 681
 lycopodium, 347
 phosphorus, 347
 sulphur, 347
 terebinthina, 347

CARBUNCLE

anthracinum, 77, 213, 515
 arsenicum 213, 507, 514
 carbo veg., 213, 440, 515
 lachesis, 68, 77, 515
 rhus tox., 213
 silicea, 77, 498
 tarentula Cubensis, 76

CARDIAC DEBILITY

veratrum album, 234

CARIES OF BONES

angustura, 500
 aranea diadema, 78
 calcarea fluorica, 475
 fluoric acid, 475

CATALEPSY

curare, 168

CATARACT

conium, 528
 magnesia carb., 597
 natrum mur., 528
 phosphorus, 528
 secale, 528
 sepia, 122
 silicea, 528

CATARRHAL FEVER

mercurius, 545

CATARRHS

(See also MUCOUS MEMBRANES)

arsenicum, 346
 carbo veg., 442, 612
 causticum, 612
 chlorine, 467
 gelsemium, 163
 hepar, 632
 kali hydriodicum, 658

CATARRHS (Continued)

lapis albus, 466
 laurocerasus, 612
 natrum carb., 638
 natrum mur., 642, 646
 nitric acid, 490
 ranunculus sceleratus, 304

CELLULITIS

rhus tox., 213, 216
 silicea, 498

CEREBRO-SPINAL MENINGITIS

ammonium carb., 609
 digitalis, 358
 gelsemium, 161

CERVIX UTERI

aurum metallicum, 131
 aurum muriaticum, 131
 aurum muriaticum natron., 131
 carbo animalis, 133
 kreosote, 129
 mitchella, 137
 murex, 128
 natrum carb., 134

CHANCER

corallium rubrum, 284
 kali hydriodicum, 61
 lachesis, 60
 lycopodium, 61
 nitric acid, 61

CHANCROID

jacaranda, 284
 mercurius solubilis, 550

CHANGE OF LIFE

lachesis, 36, 63
 magnesia mur., 603
 nitrite of amyl, 31
 silicea, 603
 strontiana carb., 603

CHARCOAL FUMES, ASPHYXIA FROM

ammonium carb., 609
 arnica, 150, 250
 bovista, 150, 250, 609
 opium, 250

CHEST PAINS

angustura, 258, 259
 anisum stellatum, 280
 chenopodium, 258
 lobelia syphilitica, 259
 pix liquida, 280
 ranunculus bulbosus, 258

CHLOROSIS

alumina, 570
 calcarea phosphorica, 628
 cuprum, 582
 ferrum 450, 592
 graphites, 451
 natrum mur., 643
 pulsatilla, 314, 451
 sepia, 117, 316

CHOLERA ASIATICA

arsenicum, 148, 508

CHOLERA ASIATICA (*Continued*)

camphor, 148, 234, 442, 581
 carbo veg., 148, 441
 colchicum, 57, 231
 cuprum, 581
 hydrocyanic acid, 493
 jatropha curcas, 234, 285
 lachesis, 57
 secale, 147, 509
 sulphur, 435
 tabacum, 390
 veratrum album, 148, 233

CHOLERA INFANTUM

aconite, 296
 argentum nitr., 296, 563
 arnica, 222
 arsenicum, 508
 belladonna, 380
 calcarea ostr., 619
 calcarea phos., 627
 cinchona, 334
 croton tiglium, 262
 elaterium, 262
 ferrum phos., 151, 248, 594
 ipecacuanha, 344
 kali bromatum, 345
 opium, 247
 podophyllum, 262
 psorinum, 141
 secale, 147
 sulphur, 429, 619
 veratrum alb., 233, 262

CHOLERA MORBUS

arsenicum, 148, 508
 camphor, 148
 euphorbia corollata, 285
 iris versicolor, 234, 321
 podophyllum, 234
 secale, 147
 veratrum alb., 148, 233, 321, 509

CHORDEE

cannabis indica, 85
 cannabis sativa, 85
 cantharis, 85, 90
 digitalis, 359
 mygale, 72

CHOREA

actea rac., 71
 agaricus muscarius, 71, 76
 arsenicum, 76
 belladonna, 74
 causticum, 675
 crocus, 71
 hyoscyamus, 386
 ignatia, 71
 mygale, 70
 phosphorus, 518
 sepia, 138
 stramonium, 71, 386
 tarentula, 71
 veratrum viride, 235, 387
 zincum, 586

CHOREA (*Continued*)

zizia, 71, 138

CHOROIDITIS

phosphorus, 528

CHOROÏDO-RETINIS

nux vomica, 177

CICATRICES

fluoric acid, 476
 graphites, 453, 499
 phytolacca, 499
 silicea, 498
 sulphur, 499

CINCHONISM, 333**CIRCULATION**

ammonium mur., 612
 coffea, 350
 ferrum, 591
 glonoin, 393
 lachesis, 63
 lilium tigrinum, 316
 pulsatilla, 315
 rhus tox., 205
 sanguinaria, 253
 secale, 145
 strontiana carb., 603
 sulphur, 422

CIRRHOSES

aurum, 132

CIRRHOSES OF THE LIVER

aurum, 556
 lycopodium, 401
 muriatic acid, 480

CLERGYMAN'S SORE THROAT

aurum triphyllum, 193

CLIMAXIS

(*See CHANGE OF LIFE*)

COLIC

aconite, 263, 296
 æthusa cynapium, 651
 alum, 574
 alumina, 574
 belladonna, 380, 574
 borax, 651
 bovista, 263
 castoreum, 110
 causticum, 676
 chamomilla, 310
 colocynth, 215, 263, 296, 310, 380, 596
 croton tiglium, 263
 cuprum, 582
 dulcamara, 391
 ipecacuanha, 343
 magnesia carb., 595
 nux vomica, 174, 574
 opium, 250, 582
 platina, 574
 plumbum, 574
 rhus tox., 215
 staphisagria, 310, 312
 veratrum album, 263
 zincum, 589

COLLAPSE

- camphor, 441
- carbo veg., 441
- veratrum album, 442

COMPLEXION

- sepia, 116

CONCORDANT REMEDIES, 24

CONDYLOMATA

- cinnabaris, 284
- euphrasia, 284, 362
- jacaranda, 284
- lycopodium, 61
- nitric acid, 283
- sabina, 284
- staphisagria, 284, 311
- thuja, 282

CONGESTION OF THE BRAIN

(See BRAIN)

CONGESTION OF THE CHEST

- sulphur, 423

CONGESTION OF THE HEAD

- aurum, 554
- sulphur, 423

CONGESTIONS

- aurum, 553
- belladonna, 545
- mercurius, 545

CONJUNCTIVITIS

- aconite, 293, 361
- apis, 106
- argentum nitricum, 317
- arnica, 361
- arsenicum, 106, 361
- belladonna, 374
- calcareo ostrearum, 216
- euphrasia, 361
- ipecacuanha, 348, 393
- mercurius cor., 317
- mercurius viv., 361
- natrum mur., 123
- nux vomica, 177
- pulsatilla, 123, 317
- rhys tox., 106, 216, 361
- sanguinaria, 256
- sepia, 122
- sulphur, 293, 430

CONNECTIVE TISSUE

- sepia, 118

CONSTIPATION

- alumina, 174, 249, 418, 571
- anacardium, 201
- bryonia, 174, 249, 418, 570, 633
- carbo veg., 174, 444
- cascarilla, 454
- collinsonia, 176
- conium, 406
- fel tauri, 29
- fel vulpi, 29
- graphites, 454
- hepar, 633
- lycopodium, 402
- magnesia mur., 598

CONSTIPATION (*Continued*)

- natrum carb., 636
- natrum mur., 648
- nux vomica, 173, 202, 402, 633, 648
- opium, 174, 248, 418
- phosphorus, 522
- plumbum, 249, 418, 575
- selenium, 418
- sepia, 202
- silicea, 501
- sulphur, 434

CONSTITUTION

- alumina, 570
- ammonium mur., 612
- aranea diadema, 77
- baryta carb., 600
- borax, 650
- calcareo ostrearum, 451, 616
- calcareo phos., 626
- carbo animalis, 447
- causticum, 670
- ferrum, 591
- graphites, 451
- kali bichromicum, 662
- lycopodium, 398
- magnesia carb., 595
- natrum sulph., 639
- nux vomica, 172
- psorinum, 140
- secale, 146
- sepia, 116, 117
- silicea, 497
- spongia, 468
- sulphur, 422

CONTINUED FEVER

- aconite, 511
- arsenicum, 511
- sulphur, 511

CONVULSIONS

- arsenicum, 43
- artemisia vulg., 577
- belladonna, 186
- chamomilla, 187
- cina, 577
- cocculus, 239
- colchicum, 57
- cuprum, 187
- glonoin, 187, 394
- helleborus, 44
- hydrocyanic acid, 43, 391, 493
- hyoscyamus, 43, 187, 386
- ignatia, 186
- ipecacuanha, 343
- kali bromatum, 655
- opium, 187, 248
- phytolacca, 168
- platina, 309, 567
- podophyllum, 57
- secale, 145, 395
- stannum, 577
- stramonium, 43, 187, 382, 656
- veratrum album, 187

CORNEA, OPACITY OF THE

calcareo ostrearum, 617
 saccharum offic., 617
 zincum, 589
 zincum sulph., 589

CORNEA, ULCERS OF THE

calcareo ostrearum, 617
 kali bichromicum, 667
 mercurius corrosivus, 547
 mercurius protoiod., 547
 mercurius vivus, 546
 natrum carb., 638
 nitric acid, 500, 618
 pulsatilla, 317
 silicea, 500

CORYZA

aconite, 297
 ammonium mur., 613
 arsenicum, 512
 bromine, 460
 bryonia, 270
 cepa, 345, 362
 chamomilla, 227
 chlorine, 467
 dulcamara, 391
 euphrasia, 361
 hepar, 630
 ipecacuanha, 345
 kali bichromicum, 662
 kali carb., 680
 kali hydriodicum, 658
 lachesis, 270
 mercurius, 177
 natrum carb., 638
 natrum mur., 646
 nitric acid, 490
 nux vomica, 177, 228
 penthorum sedoides, 318
 pulsatilla, 178, 317
 rhus tox., 215
 sambucus, 228
 sanguinaria, 256
 sepia, 362
 sticta pulmonaria, 228
 sulphur, 430

COUGH

actea racemosa, 300
 alumina, 572
 ambra grisea, 143, 501, 611
 ammonium carb., 611
 ammonium mur., 614
 anacardium, 469
 antimonium tart., 248, 535
 apis, 105
 arnica, 673
 arsenicum, 105
 baryta carb., 602
 belladonna, 105, 524
 borax, 652
 bryonia, 105, 647
 capsicum, 348
 carbo. animalis, 449

COUGH (*Continued*)

carbo veg., 105, 449
 causticum, 647, 673
 chamomilla, 105
 conium, 405
 crocalus horridus, 105
 drosera, 250, 673
 dulcamara, 602
 graphites, 455
 hepar, 469
 hydrocyanic acid, 494
 hyoscyamus, 105, 386
 ignatia, 105
 kali bichromicum, 611, 668
 kali carb., 673, 681
 lachesis, 105
 laurocerasus, 494
 lithium carb., 605
 lycopodium, 501
 manganum, 562
 mentha piperita, 386
 mezereum, 215
 natrum carb., 639
 natrum mur., 647, 673
 nux vomica, 105, 178
 opium, 248
 petroleum, 457
 phosphorus, 143, 501, 524
 rhus tox., 215, 501
 rumex, 105, 386, 501, 524
 sanguinaria, 255, 256, 340
 scilla, 647, 673
 senecio, 328
 sepia, 673
 silicea, 501
 sulphuric acid, 143, 487
 trifolium pratense, 271
 verbascum, 449
 zinc, 589

CRAMPS

cholos terrapina, 264
 colocynth, 264
 nux vomica, 264
 veratrum album, 264

CRETINISM

baryta carb., 627
 calcarea phos., 627

CROUP

aconite, 295, 462, 631
 antimonium tart., 462
 bromine, 461, 631
 hepar, 295, 462, 631
 iodine, 463
 kali bichromicum, 549, 664
 kaolin, 463, 665
 lachesis, 665
 mercurius cyanatus, 665
 phosphorus, 524
 sambucus, 295
 sanguinaria, 257
 spongia, 295, 462, 469, 631

CRUSTA LACTEA

arctium lappa, 158
 arsenicum iod., 158
 graphites, 158
 mezereum, 157
 nux juglans, 158
 oleander, 157
 staphisagria, 158, 310
 sulphur, 157, 426
 ustilago, 158
 vinca minor, 157
 viola tricolor, 157, 158

CYANOSIS NEONATORUM

digitalis, 354

CYSTITIS

apis, 88
 cantharis, 85, 321
 conium, 407
 digitalis, 358
 dulcamara, 321, 392
 equisetum, 86, 321
 lachesis, 63
 pulsatilla, 321

DACRYO-CYSTITIS

petroleum, 456
 pulsatilla, 317

DEAFNESS

carbo animalis, 449
 carbo veg., 449
 ignatia, 528
 phosphorus, 528

DEBILITY

(See also DEFECTIVE REACTION)

argentum metallicum, 564
 arsenicum, 334
 carbo animalis, 448
 carbo veg., 448, 449
 cinchona, 334
 cocculus, 238
 colchicum, 229
 conium, 404
 hypophosphite of lime, 678
 kali carb., 678
 natrum carb., 638
 nux vomica, 230
 phosphoric acid, 335, 482
 phosphorus, 335
 psorinum, 679
 selenium, 417
 senna, 678
 zincum, 417

DEFECTIVE REACTION

ambra grisea, 142, 143, 422, 582
 capsicum, 142, 582
 carbo veg., 142, 422, 582
 cuprum, 422, 582
 laurocerasus, 142, 422, 582
 opium, 142
 psorinum, 140, 142, 422, 582
 sulphur, 421, 582
 valerian, 142, 422, 582

DELIRIUM

absinthium, 223
 agaricus, 382
 belladonna, 233, 387
 hyoscyamus, 387
 lachesis, 382
 phosphorus, 517
 plumbum, 575
 stramonium, 233, 382, 388
 veratrum alb., 233

DELIRIUM TREMENS

arsenicum, 247, 506
 calcarea ostrearum, 247, 623
 cannabis indica, 247
 lachesis, 247
 opium, 247
 ranunculus bulb., 302
 stramonium, 247

DENTAL FISTULA

calcarea fluorica, 475
 fluoric acid, 475

DENTITION

belladonna, 227
 calcarea ostrearum, 617
 chamomilla, 227
 colchicum, 57
 podophyllum, 57, 410
 zincum, 585

DIABETES

lac defloratum, 28
 lactic acid, 486
 phosphoric acid, 486
 phosphorus, 522

DIAPHRAGMITIS

cactus grandiflorus, 302
 ranunculus bulb., 302

DIARRHOEA

aconite, 296
 aloes, 156
 apis, 107, 156
 apocynum, 155
 aranea diadema, 77
 argentum nitricum, 156, 165, 509, 563, 594
 arnica, 222
 arsenicum, 156, 337, 508, 594
 belladonna, 380
 borax, 651
 bryonia, 107, 274, 410, 432, 666
 calcarea ostrearum, 634
 chamomilla, 228, 312
 cinchona, 156, 337, 485, 594
 coffea, 350
 colocynth, 262
 croton tiglium, 234, 285
 dioscorea, 410, 432
 dulcamara, 391
 elaterium, 234, 261
 ferrum met., 156, 594
 ferrum phos., 594
 gamboge, 155
 gelsemium, 165, 233

DIARRHŒA (*Continued*)

geranium, 345
 gnaphalium, 344
 gratiola, 359
 hepar, 633
 iodine, 465
 ipecacuanha, 344
 iris versicolor, 321, 337
 kali bichromicum, 666
 kali bromatum, 345
 lachesis, 51
 leptandra, 360
 lithium carb., 605
 magnesia carb., 596, 634
 mercurius, 228, 545
 natrum carb., 636
 natrum sulph., 410, 432, 640, 666
 nitric acid, 490
 nuphar luteum, 345
 nux vomica, 176
 œnothera, 344
 oleander, 156, 337, 594
 opium, 165
 opuntia, 345
 paullinia sorbilis, 345
 petroleum, 457
 phosphoric acid, 337, 484
 phosphorus, 156, 432, 522
 podophyllum, 176, 228, 337, 410, 432
 pulsatilla, 165, 234, 313, 321
 rheum, 595, 596, 634
 rhus tox., 215
 rumex crispus, 432, 666
 silicea, 501
 staphisagria, 312
 stramonium, 384
 strontiana carb., 604
 sulphur, 228, 410, 432, 457, 640, 666
 veratrum album, 165, 233, 321

DIPHTHERIA

ailanthus, 194, 367
 alcohol, 194
 ammonium caust., 194
 amygdala amara, 196
 apis, 50, 94, 103, 196, 376
 arsenicum, 103, 196, 512
 arsenicum iod., 512
 arum triphyllum, 214, 491
 baptisia, 195, 367
 belladonna, 196, 375
 camphor, 439
 cantharis, 89, 393
 capsicum, 393
 carbo veg., 439
 crotales, 49
 kali bichromicum, 549, 663
 kali permangan., 104, 196
 lac caninum, 28, 49
 lachesis, 49, 196, 401
 lycopodium, 49, 194, 376, 400
 mercurius biniod., 548
 mercurius cor., 550

DIPHTHERIA (*Continued*)

mercurius cyanatus, 439, 548
 mercurius protoiod., 549
 mercurius vivus, 548
 muriatic acid, 193, 491
 naja, 49, 196
 natrum arsenicosum, 104, 196
 nitric acid, 193, 490
 phytolacca, 195
 ranunculus scel., 303
 rhus tox., 195, 207
 sulphuric acid, 487

DIPHTHERIA, LARYNGEAL

lachesis, 49

DIPLOPIA

aurum, 554
 gelsemium, 159

DISLOCATION OF JOINTS

ignatia, 216
 petroleum, 216
 rhus tox., 216

DROPSY

acetic acid, 98
 apis, 64, 96
 apocynum can., 98, 154
 arsenicum, 65, 98, 154, 402, 513
 colchicum, 65, 232
 digitalis, 64, 155, 355
 helleborus, 64, 98, 155, 308
 lachesis, 63
 lycopodium, 402
 muriatic acid, 480
 rhus tox., 402
 sulphur, 98
 terebinthina, 64, 308

DRUNKARDS, COMPLAINTS OF

arsenicum, 53
 carbo veg., 56
 lachesis, 51
 sulphuric acid, 56

DYSSENTERY

aconite, 296
 aloes, 176, 207
 arnica, 222
 arsenicum, 445, 508
 baptisia, 367
 cantharis, 90
 capsicum, 90, 393
 carbo veg., 445
 cinchona, 446
 colchicum, 90, 231
 colocynth, 90, 363
 ferrum phos., 594
 kali bichrom., 59, 90, 666
 lachesis, 59
 mercurius, 176, 296, 594
 nux vomica, 90, 176, 551
 rhus tox., 207, 215
 sulphur, 90, 424, 432, 551
 zincum sulph., 90

DYSMENORRŒA

actea racemosa, 188, 599

DYSMENORRHOEA (*Continued*)

caulophyllum, 165, 599
 causticum, 676
 chamomilla, 188, 240, 241
 cocculus, 188, 240
 cyclamen, 241
 gelsemium, 165
 ignatia, 188, 241
 magnesia mur., 188, 598
 nux vomica, 241
 pulsatilla, 188, 240, 241

DYSPEPSIA

abies nigra, 279, 320, 336
 alumina, 572
 arnica, 221
 arsenicum, 53, 173, 444
 bryonia, 273
 cadmium sulph., 53
 capsicum, 392
 carbo veg., 54, 174, 444, 488
 cinchona, 51, 336, 445
 graphites, 55
 hepar, 51, 633
 ignatia, 188
 kali bichromicum, 665
 kali carb., 682
 kreosote, 174
 lachesis, 51, 633
 lycopodium, 124, 445
 magnesia carb., 596
 mercurius, 52
 natrum carb., 636
 natrum mur., 648
 nux vomica, 173, 434, 445, 637
 phosphorus, 522
 pulsatilla, 174, 337
 sepia, 123, 390
 stannum, 577
 sulphur, 124, 434
 sulphuric acid, 56, 488
 tabacum, 390

DYSPHAGIA

gelsemium, 160

DYSURIA

apis, 137

EARS

aurum, 42, 393, 449, 555
 belladonna, 374, 650
 borax, 650
 capsicum, 42, 392, 449
 carbo animalis, 449
 carbo veg., 449, 455
 causticum, 674
 chamomilla, 650
 crotales, 42
 dulcamara, 391
 elaps, 42
 glonoin, 253
 graphites, 455
 hepar, 42, 374, 630
 lachesis, 42

EARS (*Continued*)

nitric acid, 42, 393, 449
 nux vomica, 178
 pulsatilla, 318, 650
 sanguinaria, 252
 silicea, 42, 393, 500

ECCHYMOSES OF THE SCLEROTIC

arnica, 177
 hamamelis, 177
 ledum, 177
 nux vomica, 177

ECZEMA

antimonium crudum, 303, 533
 arsenicum, 514
 calcarea ostrearum, 618
 kali bromatum, 658
 mezereum, 214
 natrum carb., 639
 natrum mur., 649
 nux juglans, 215
 petroleum, 456
 ranunculus bulb., 303
 rhus tox., 213
 staphisagria, 311

EMPHYSEMA

ammonium carb., 443, 609
 carbo veg., 443

ENDOCARDITIS

arsenicum, 513
 kali carb., 682
 kali hydriodicum, 660
 phosphorus, 526

ENTERITIS

arnica, 58
 arsenicum, 508
 baptisia, 57
 belladonna, 57, 380
 berberis, 409
 colocynth, 262
 colchicum, 58
 lachesis, 57
 rhus tox., 57

ENURESIS

causticum, 674
 equisetum, 86
 linaria, 86

EPIDIDYMITIS

gelsemium, 164

EPILEPSY

argentum metallicum, 563
 argentum nitricum, 561
 arsenicum, 515
 artemisia vulgaris, 30, 222, 623
 bufo, 30, 502, 623
 calcarea ostrearum, 623, 675
 causticum, 674
 cicuta virosa, 171, 407
 hydrocyanic acid, 493, 623
 hyoscyamus, 386
 indigo, 30
 kali bromatum, 657
 nux vomica, 502, 623, 624

EPILEPSY (*Continued*)

plumbum, 575
 ranunculus bulb., 302
 silicea, 502, 623
 stannum, 578

EPISTAXIS

camphor, 439
 carbo veg., 148, 439
 mercurius, 545
 mercurius cyanatus, 439
 nux vomica, 178
 pulsatilla, 316
 sepia, 117

ERECTILE TUMORS

lycopodium, 399

ERGOTISM, 145

ERYSIPELAS

apis, 44, 99, 214
 belladonna, 41, 44, 100, 370, 377
 borax, 653
 cantharis, 91
 comocladia, 199
 crotales, 44, 378
 cuprum, 378
 euphorbium, 45, 82
 graphites, 91, 453
 lachesis, 44, 100, 378
 rhus tox., 45, 100, 214
 stramonium, 383
 sulphur, 424

EUSTACHIAN CATARRH

belladonna, 317
 nux vomica, 178
 rhus tox., 213

EYES

aconite, 293, 361
 actea racemosa, 298
 agaricus, 189
 alumina, 123, 571
 amyl nitrite, 375
 antimonium crudum, 533
 apis, 106
 argentum nitricum, 561, 572, 646
 arnica, 41
 arsenicum, 106, 361, 453, 646
 artemisia vulgaris, 222
 asafetida, 406
 aurum, 406, 554
 belladonna, 367, 374
 borax, 652
 bryonia, 275
 calcarea ostrearum, 453, 617
 carbo animalis, 449
 carbo veg., 449
 cedron, 412
 cina, 226
 cinnabaris, 547
 comocladia, 199
 crocus, 572
 crotales horridus, 41
 cyclamen, 122
 euphrasia, 360, 453, 562

EYES (*Continued*)

glonoin, 394
 graphites, 123, 452, 533, 571, 646, 652
 hepar, 453, 630
 ignatia, 189
 jaborandi, 122
 kali bichromicum, 667
 kali carb., 122
 kali hydriodicum, 658
 kreosote, 562
 lachesis, 41
 lithium carb., 605
 mercurius, 361, 453, 546
 mercurius biniod., 547
 mercurius cor., 547
 mercurius dulcis, 547
 mercurius protoiod., 547
 mezereum, 412
 natrum carb., 571
 natrum mur., 123, 572, 646
 natrum sulph., 571
 nux moschata, 572
 nux vomica, 123, 177
 Paris quadrifolia, 375
 petroleum, 456
 phosphorus, 528
 prunus spinosa, 375
 pulsatilla, 123, 317
 rhus tox., 106, 215, 361, 562, 572
 ruta, 572
 saccharum offic., 617
 santonine, 226
 sepia, 122, 572
 spigelia, 293, 298, 375, 411
 staphisagria, 311
 sulphur, 293, 453, 618
 thuja, 123, 412
 zincum, 589
 zincum sulph., 589

FACE

apis, 42, 44
 arsenicum, 42, 43
 baptisia, 43
 belladonna, 42, 43, 44, 374
 bryonia, 225
 bufo, 42
 camphor, 43
 carbo veg., 42, 43
 cicuta, 43
 cina, 225
 cinchona, 42
 cuprum, 43
 euphorbium, 45
 hydrocyanic acid, 43
 hyoscyamus, 42, 43
 ipecacuanha, 225
 kali carb., 42, 43
 lachesis, 42, 44
 lycopodium, 42, 43
 natrum arsenicosum, 43
 nux moschata, 43

FACE (*Continued*)

nux vomica, 43
 opium, 43
 phosphoric acid, 42
 phosphorus, 42
 phytolacca, 43
 pulsatilla, 42
 rhus tox., 42, 44
 secale, 42
 stramonium, 42
 sulphur, 43
 veratrum album, 42

FACE-ACHE

hepar, 631

FAINTING

linaria, 359

FAMILY RELATION OF DRUGS, 23

FATIGUE

coca, 476
 coffea, 350
 fluoric acid, 476

FATTY DEGENERATIONS

aurum, 556
 phosphorus, 520

FATTY TUMORS

baryta carb., 602

FEET

lycopodium, 638
 natrum carb., 638

FELONS

fluoric acid, 476

FEMALE GENITAL ORGANS

actea racemosa, 135, 298, 325
 aletris farinosa, 328
 aloes, 129, 435
 ambra grisea, 143
 ammonium mur., 613
 antimonium crud., 533
 apis mellifica, 105, 137, 561
 argentum metallicum, 569
 argentum nitricum, 568
 arnica, 613
 aurum, 131, 556, 568
 belladonna, 568
 berberis, 409
 bryonia, 275
 calcarea ostrearum, 137
 calcarea phos., 137, 627
 cantharis, 91
 carbo animalis, 133
 carbo veg., 133
 caulophyllum, 326
 cyclamen, 328
 gelsemium, 164, 165
 graphites, 134, 456
 hedeoma, 138
 helonias, 127, 326, 568, 569
 hydrocotyle, 137
 inula, 138
 kali ferrocyan., 136
 kreosote, 128, 568
 lachesis, 60

FEMALE GENITAL ORGANS (*Continued*)

lilium tigrinum, 126, 569
 mitchella, 137
 murex, 128
 natrum carb., 134, 639
 natrum hypochlorosum, 135
 natrum mur., 134, 568, 645
 nux vomica, 129, 180
 palladium, 568
 phosphorus, 627
 platina, 62, 132, 565, 567
 podophyllum, 130
 pulsatilla, 131, 324
 secale, 137
 senecio, 327
 sepia, 126, 568
 stannum, 129
 sulphur, 127, 435
 thuja, 568
 ustilago, 137
 vespa, 137
 viburnum opulus, 143
 zincum, 590

FEVER

aconite, 267, 288, 372, 511
 apis, 289
 arsenicum, 292, 425, 507
 baptisia, 425
 belladonna, 291, 372
 bryonia, 265, 289
 carbo veg., 441
 cuprum, 582
 ferrum phos., 292
 gelsemium, 162, 289
 hyoscyamus, 387
 lycopodium, 398
 mercurius, 373
 opium, 250
 podophyllum, 411
 pulsatilla, 329
 sulphur, 292, 424
 veratrum viride, 292

FEVER BLISTERS

arsenicum, 649
 hepar, 649
 natrum carb., 649
 rhus tox., 649

FIBROUS TISSUES

rhus tox., 211

FISTULÆ

phosphorus, 527
 silicea, 527

FISTULA IN ANO

berberis, 409
 calcarea phos., 409
 graphites, 454
 nitric acid, 455
 pæonia, 455
 ratanhia, 454
 silicea, 455

FLATULENCE

- fel tauri, 29
- fel vulpi, 29
- graphites, 454
- lycopodium, 401
- momordica balsamum, 261, 401
- natrum sulph., 640
- raphanus, 249, 337, 402
- sulphur, 402

FLUSHES OF HEAT

- amyl nitrite, 424
- kali bichromicum, 424
- lachesis, 424
- sulphur, 424
- sulphuric acid, 424

FRACTURES

- calcareo phos., 638
- symphytum off., 638

GALL-STONES

- berberis, 409
- podophyllum, 410

GANGRENE

- arsenicum, 148, 441, 507, 514
- carbo veg., 441
- secale, 146, 514

GASTRALGIA

- anacardium, 454
- argentum nitricum, 560
- bismuth, 173, 560
- chamomilla, 228
- chelidonium, 454
- graphites, 454
- ignatia, 188
- lithium carb., 605
- nux vomica, 173
- petroleum, 454

GASTRIC CATARRH

- antimonium crud., 320, 343, 531
- arsenicum, 320, 343
- bryonia, 320, 533
- ipecacuanha, 320
- kali bichromicum, 662
- nux vomica, 320
- pulsatilla, 319, 533

GASTRIC FEVER

- bryonia, 266
- mercurius, 545

GASTRIC SYMPTOMS

- anacardium, 201, 454
- antimonium crudum, 343
- arsenicum, 320, 343, 507
- belladonna, 320
- bryonia, 227
- carbo animalis, 418
- carbo veg., 320, 509
- chelidonium, 454
- cinchona, 320, 508
- colchicum, 320
- cyclamen, 320
- graphites, 454
- hepar, 418, 648

GASTRIC SYMPTOMS (*Continued*)

- indium, 588
- ipecacuanha, 320, 343
- kali bichromicum, 666
- kreosote, 174, 320
- lachesis, 648
- lycopodium, 401, 508, 666
- muriatic acid, 480
- natrum carb., 571
- natrum sulph., 571
- nitro-muriatic acid, 481
- nux vomica, 320, 402
- petroleum, 454, 457
- phosphorus, 588
- pulsatilla, 343
- raphanus, 402
- sabina, 320
- selenium, 418
- sepia, 320, 448
- staphisagria, 418
- sulphur, 402, 588
- thuja, 320
- zincum, 588, 589

GASTRITIS

- arsenicum, 53, 173, 507, 666
- cantharis, 89
- kali bichromicum, 665

GASTRO-ENTERIC SYMPTOMS

- argentum nitricum, 509, 581
- cadmium sulph., 509
- carbo veg., 509
- magnesia carb., 595
- secale cornutum, 509
- veratrum album, 509

GENITAL ORGANS

(See FEMALE GENITAL ORGANS and
MALE GENITAL ORGANS)

- apis, 105
- cantharis, 90
- croton tiglium, 81
- gelsemium, 163
- graphites, 455
- picric acid, 91

GLANDS

- alumina, 572
- badiaga, 31
- bromine, 459
- calcareo iod., 633
- calcareo ostr., 619
- carbo animalis, 31, 447
- carbo veg., 442
- conium, 405
- graphites, 451
- hepar, 632
- iodine, 465
- mercurius, 544
- phosphorus, 526
- spongia, 468
- sulphur, 426

GLAUCOMA

- aconite, 293
- aurum, 554

GLAUCOMA (*Continued*)

bryonia, 275
 rhus tox., 216

GOITRE

bromine, 460
 spongia, 468

GONORRHOEA

argentum nitricum, 87
 cannabis indica, 85
 cannabis sativa, 85
 cantharis, 84, 85
 capsicum, 87
 carbo animalis, 447
 chimaphila, 87
 clematis, 86
 copaiva, 87
 cubeba, 87
 digitalis, 358
 gelsemium, 164
 kali bichromicum, 662
 mercurius corrosivus, 87
 mercurius solubilis, 87, 284, 322, 358
 natrum mur., 647
 nux vomica, 180
 petroselinum, 86, 359, 407
 pulsatilla, 283, 321
 sulphur, 358, 435
 thuja, 87, 282

GOUT

ammonium phos., 614
 antimonium crudum, 534
 benzoic acid, 409
 berberis vulgaris, 409
 calcarea ostrearum, 409
 colchicum, 231
 colocynth, 264
 guaiacum, 264
 lithium carb., 409
 lycopodium, 409
 pulsatilla, 322
 staphisagria, 312

GRANULAR LIDS

argentum nitricum, 562
 euphrasia, 562
 rhus tox., 562
 zincum, 589
 zincum sulph., 589

GRAVEL

cantharis, 85
 lycopodium, 400

GRIEF, BAD EFFECTS OF

ignatia, 484
 natrum mur., 484
 phosphoric acid, 484

GROWING PAINS

guaiacum, 486
 phosphoric acid, 486

GUMMATA

kali hydriodicum, 660

HÆMATEMESIS

hamamelis, 276

HÆMATEMESIS (*Continued*)

millefolium, 276
 phosphorus, 529
 ustilago, 276

HÆMATURIA

cantharis, 84
 crotales, 63
 equisetum, 86
 ipecacuanha, 348
 lachesis, 63
 nux vomica, 179
 terebinthina, 64

HÆMOPHILIA

lachesis, 529
 phosphorus, 529

HÆMOPTYSIS

acalypha indica, 336
 aconite, 295
 cactus, 295
 carbo veg., 439
 ferrum, 591
 ledum, 295, 336
 millefolium, 295
 nux vomica, 179
 opium, 248
 phosphorus, 276, 529
 pulsatilla, 276, 316
 rhus tox., 211
 senecio, 276
 sulphur, 423

HÆMORRHAGES

acalypha indica, 336
 aranea diadema, 77
 arsenicum, 440
 belladonna, 336
 bovista, 149
 carbo veg., 336, 439, 441
 cinchona, 335, 440, 595
 cinnamomum, 336
 erigeron, 150, 336
 ferrum, 594
 ferrum phos., 150
 hamamelis, 150, 336
 ipecacuanha, 335, 440, 595
 ledum, 336
 mercurius, 545
 millefolium, 223, 336
 mitchella, 150
 phosphorus, 523
 sabina, 279, 336
 sanguinaria, 255, 336
 secale, 146, 336
 sulphuric acid, 488
 vinca minor, 157, 336

HÆMORRHOIDS

æsculus hip., 175
 aloes, 130, 175
 anacardium, 202
 apocynum, 155
 arsenicum, 444, 448
 carbo animalis, 448
 carbo veg., 444

HÆMORRHOIDS (*Continued*)

collinsonia, 176
graphites, 454
hamamelis, 176
lamium album., 202
lycopodium, 399
nux vomica, 175
sepia, 123
sulphur, 423, 434

HAY-FEVER

ailanthus, 512
arsenicum, 303, 512
lobelia inflata, 512
rosa damascena, 512
ranunculus bulbosus, 303
silicea, 303, 501, 512
sinapis nigra, 512

HEADACHE

aconite, 186
actea racemosa, 165, 299
aloes, 176
anacardium, 201
antimonium tart., 534
argentum nitricum, 558
belladonna, 254, 593
bovista, 150
bryonia, 274
calcareo ostreorum, 645
carbo animalis, 323
carbo veg., 275, 444
carbolic acid, 534
causticum, 646, 665
cinchona, 336
cocculus, 240, 323
colocynth, 264
cyclamen, 123
ferrum, 593
gelsemium, 40, 161, 186, 240, 275, 534, 646
glonoin, 393, 646
ignatia, 74, 186
ipecacuanha, 343
iris versicolor, 254, 646, 666
juglans cinerea, 190, 240, 275
kali bichromicum, 646, 665
kali hydriodicum, 658
lac deffloratum, 28
lachesis, 40
lithium carb., 604
magnesia mur., 598
melilotus, 254
menyanthes, 323, 502
mercurius, 534
natrum carb., 637
natrum mur., 275, 645, 665
nux vomica, 120, 172, 275
oleander, 156
palladium, 568
paris quadrifolia, 502
paullinia, 254
petroleum, 275
phellandrium, 323, 406

HEADACHE (*Continued*)

phosphorus, 517
platina, 75
psorinum, 666
ptelea, 342
pulsatilla, 40, 323
ranunculus bulb., 323
ranunculus scel., 323
rhus radicans, 204
sanguinaria, 253
selenium, 417
sepia, 120
silicea, 186, 502, 666
spigelia, 78, 323, 411, 646
strontiana carb., 502
sulphur, 534
theridion, 78
thuja, 282
veratrum alb., 186, 323, 342
zincum, 587

HEART

aconite, 207, 294, 470
actea racemosa, 207
ammonium carb., 554, 609
anacardium, 203
apis, 104
apocynum, 104
argentum metallicum, 563
arnica, 219, 294
arsenicum, 104, 219, 356, 470, 512
asparagus, 104
aurum, 294, 553, 606
belladonna, 104
benzoic acid, 606
bovista, 150
bromine, 219, 464
bryonia, 470
cactus, 219, 294
colchicum, 232
conium, 356, 405, 606
digitalis, 104, 160, 353
gelsemium, 160, 253
graphites, 457, 660
grindelia, 160
helleborus, 357
hydrocyanic acid, 470, 494
kali bichromicum, 660
kali carb., 104, 673, 682
kali chloricum, 457
kali hydriodicum, 660
kali nitricum, 457
kalmia, 207, 294, 356, 606
lachesis, 63, 104, 470, 660
lactuca, 660
ledum, 606
lithium carb., 605
magnesia mur., 598
natrum mur., 127, 457
petroleum, 457
phosphorus, 470, 526
phytolacca, 207
pulsatilla, 207

HEART (*Continued*)

quinine, 333
 rhus tox., 205, 219
 spigelia, 104, 232, 357, 412, 470
 spongia, 469
 sulphur, 104, 423
 tabacum, 390
 veratrum alb., 234
 veratrum viride, 235
 zincum, 606

HEART, FATTY DEGENERATION OF THE

arsenicum, 526
 phosphorus, 526

HEART, HYPERTROPHY OF THE

aconite, 294, 464
 arnica, 205, 219, 464
 arsenicum, 219
 aurum, 294, 553
 bromine, 205, 219, 464
 cactus, 219, 294
 kalmia, 294
 rhus tox., 205, 219, 294, 464

HEART, PALPITATION OF THE

badiaga, 31
 coffea, 31
 nitrite of amyl, 31
 phosphorus, 31

HEAT, ILL EFFECTS OF

natrum carb., 637

HECTIC FEVER

arsenicum, 340
 carbo veg., 340
 cinchona, 339
 lycopodium, 402

HEELS

ammonium mur., 612
 antimonium crudum, 612
 causticum, 612
 cepa, 613
 graphites, 612
 ledum, 612
 manganum, 612
 natrum carb., 612
 pulsatilla, 612

HEMICRANIA

argentum nitricum, 559
 arsenicum, 121, 515
 belladonna, 121
 gelsemium, 121
 iris versicolor, 121
 nux vomica, 121
 oleum animale, 161
 pulsatilla, 121
 sanguinaria, 121
 sepia, 120
 silicea, 121
 theridion, 122
 veratrum album, 121

HEMIOPIA

aurum, 554, 646
 lithium carb., 605, 646

HEMIOPIA (*Continued*)

lycopodium, 646
 natrum mur., 646
 titanium, 646

HEMIPLEGIA

arnica, 222

HEPATITIS

phosphorus, 521

HERNIA

aconite, 296
 carbo veg., 55
 cocculus, 177
 lachesis, 55
 lycopodium, 177
 nux vomica, 177
 tabacum, 391

HERPES

psorinum, 141
 sepia, 118

HERPES CIRCINATUS

baryta carb., 118, 649
 calcarea ostrearum, 118
 natrum mur., 649
 sepia, 118, 514, 649
 tellurium, 649

HERPES ZOSTER

arsenicum, 303
 carboneum oxygen., 83
 mezereum, 303
 ranunculus bulb., 302
 rhus tox., 303

HICCUGH

arsenicum, 189
 hyoscyamus, 189
 ignatia, 188
 pulsatilla, 189
 stramonium, 189
 teucrium marum verum, 189
 veratrum album, 189

HIP-JOINT DISEASE

calcarea ostrearum, 624
 carbo veg., 441
 Gettysburg spring water, 312, 500, 606
 natrum sulph., 640
 phosphoric acid, 486
 phosphorus, 527
 silicea, 499
 stillingia, 640
 stramonium, 384
 sulphur, 427

HOARSENESS (*See* APHONIA)

HOMESICKNESS

capsicum, 484
 mercurius, 544
 phosphoric acid, 484

HYDROCELE

digitalis, 355
 pulsatilla, 322

HYDROCEPHALOID

apis, 107
 arsenicum, 96
 calcarea phos., 334, 588

HYDROCEPHALOID (*Continued*)

cinchona, 334, 628
 ferrum phos., 151
 sulphur, 429
 zincum, 587

HYDROCEPHALUS

apis, 97, 428
 apocynum, 155
 calcarea ostr., 619
 digitalis, 308, 358
 helleborus, 98, 308
 sulphur, 98, 247

HYDROGENOID CONSTITUTION, 77**HYDROPERICARDIUM**

apis, 104
 arsenicum, 513
 lachesis, 63

HYDROPHOBIA

belladonna, 88
 cantharis, 88
 stramonium, 382

HYDROTHORAX

apis, 96, 104
 apocynum cannabinum, 98
 arsenicum, 513
 colchicum, 232
 digitalis, 355
 juglans cinerea, 190
 lachesis, 63
 mercurius sulph., 355, 513

HYPOCHONDRIASIS

alumina, 570
 anacardium, 201
 bryonia, 570
 conium, 405, 590
 natrum carb., 635
 natrum mur., 644
 nux vomica, 570, 648
 sepia, 636
 stannum, 577
 zincum, 590
 zincum ox., 405

HYSTERIA

actea racemosa, 73
 apis, 93, 105
 arsenicum, 567
 asafetida, 112, 185, 406
 belladonna, 186
 calcarea ostrearum, 567
 hyoscyamus, 185
 ignatia, 74, 184
 magnesia mur., 597
 moschus, 75, 109, 185, 567
 nux moschata, 110, 185
 nux vomica, 253
 platina, 75, 185, 566, 567
 sanguinaria, 253
 sepia, 117
 sulphur, 253, 428
 valeriana, 111, 185
 valerianate of zinc, 186

IMPOTENCE

chlorine, 467
 conium, 518
 phosphorus, 518

INFLAMMATIONS

aconite, 36, 93
 arsenicum, 89, 93, 507
 belladonna, 93, 370, 545
 camphor, 89
 cantharis, 89
 ferrum phos., 151, 593
 hepar, 630
 mercurius, 545

INFLAMMATORY FEVER

arsenicum, 425

INFLUENZA

rhus tox., 215
 sabadilla, 235

INIMICAL DRUGS

ammonium carb. and lachesis, 608
 cinch. and selen., 420
 carbo v. and caust., 439
 nux and zinc, 183, 584
 phos. and caust., 670
 psorin. and lach., 142
 ranunculus bulb. and sulph., 303
 silicea and mercurius, 498

INIMICAL RELATION OF DRUGS, 24**INJURIES**

arnica, 218, 487
 calcarea phos., 221
 calendula, 220
 conium, 405, 487
 glonoin, 395
 hypericum, 221
 ledum, 221
 rhus tox., 220
 ruta, 487, 604
 staphisagria, 221
 symphytum, 221

INSOMNIA (*See also SLEEP*)

ambra grisea, 143
 calcarea ostrearum, 623
 chamomilla, 227

INTERMITTENT FEVER

ammonium mur., 612
 apis mellifica, 67, 101
 aranea diadema, 77, 339
 arsenicum, 66, 509
 camphor, 66
 capsicum, 66, 338, 392
 carbo veg., 66, 339, 441
 chininum sulph., 77, 338
 cina, 226
 cinchona, 77, 211, 328
 cornus florida, 338
 cuprum, 68
 digitalis, 67
 eucalyptus, 339
 eupatorium perf., 210, 223, 338
 eupatorium purp., 224
 ferrum, 339, 595

INTERMITTENT FEVER (*Continued*)

gelsemium, 66, 162, 210
 helleborus, 67
 hydrocyanic acid, 66
 hyoscyamus, 67
 ignatia, 188
 ipecacuanha, 339
 lachesis, 65, 338
 lachnanthes, 67
 lycopodium, 67
 menyanthes, 66, 338, 441
 natrum mur., 101, 210, 649
 nux vomica, 183, 188
 pulsatilla, 329
 rhus tox., 210
 secale, 67
 sulphur, 211, 425
 veratrum alb., 66

IRITIS

asafoetida, 406, 555
 aurum, 406, 554
 euphrasia, 361
 kali bichromicum, 667
 kali hydriodicum, 658
 mercurius, 284, 546
 mercurius corros., 546, 555, 658
 nitric acid, 555
 rhus tox., 216
 thuja, 283

JAUNDICE

bryonia, 175, 190, 273
 carduus marianus, 175
 chamomilla, 175, 227
 chelidonium, 190
 cinchona, 341
 digitalis, 355
 juglans cinerea, 190
 nux vomica, 175
 phosphorus, 521

JOINTS

ammonium mur., 613
 ammonium phos., 606
 anacardium, 203
 apocynum, 155
 benzoic acid, 409, 606
 berberis, 409
 calcarea ostr., 409, 606, 624
 calcarea phos., 628
 Gettysburg spring water, 606
 ignatia, 216
 kali hydriodicum, 97
 lithium carb., 409, 604, 605
 lycopodium, 606
 pinus sylvestris, 624, 638
 pulsatilla, 203
 sepia, 118

KERATITIS

crotalus, 42
 kali hydriodicum, 658
 silicea, 500

KERATITIS (*Continued*)

sulphur, 430

KIDNEYS

ammonium benz., 64
 apis, 64, 513
 argentum nitricum, 563
 arsenicum, 65, 513
 aurum, 513, 555
 berberis, 88, 408
 cantharis, 83
 carbolic acid, 64
 colchicum, 65
 digitalis, 64, 513
 helleborus, 64, 513
 kali carb., 64
 kali hydriodicum, 661
 lachesis, 64
 lycopodium, 403
 natrum mur., 64
 nux vomica, 179
 phosphoric acid, 486
 phosphorus, 513, 523
 plumbum, 556, 576
 terebinthina, 64, 279, 513

KNEE-JOINT DISEASE

silicea, 499

LABOR

aconite, 296
 actea racemosa, 299, 325
 belladonna, 164, 380
 cantharis, 91
 caulophyllum, 326
 chamomilla, 228
 gelsemium, 164, 299, 381
 ipecacuanha, 299
 lycopodium, 299
 natrum carb., 639
 nux vomica, 181
 pulsatilla, 181, 324
 secale, 146

LACTATION (*See also* AGALACTIA)

carbo animalis, 156
 oleander, 156

LARYNGEAL PHTHISIS

spongia, 469

LARYNGISMUS STRIDULUS

antimonium tart., 461
 arsenicum, 461
 belladonna, 461
 bromine, 460
 calcarea phos., 461
 ignatia, 461
 iodine, 461
 ipecacuanha, 461
 lachesis, 461
 phosphorus, 461
 sambucus, 461

LARYNGITIS

apis, 104
 kali bichromicum, 662
 sambucus, 469

LARYNGITIS (*Continued*)

spongia, 468
sulphur, 431

LARYNX

(*See also* LARYNGEAL PHTHISIS)

apis, 104
argentum metallicum, 564
argentum nitricum, 562
arum triphyllum, 193
causticum, 673
manganum, 562
phosphorus, 523, 673
paris quadrifolia, 562
sanguinaria, 257
selenium, 419, 562

LEAD-COLIC

alum, 574
alumina, 573, 574
belladonna, 380, 574
nux vomica, 574
opium, 574
platina, 567, 574

LEUCORRHEA

alumina, 571
ambra grisea, 144
ammonium mur., 613
berberis, 409
borax, 652
calcareo ostrearum, 621
carbo veg., 133
caulophyllum, 622
kali bichromicum, 662
kreosote, 129
lilium tigrinum, 127
murex purpurea, 128
natrum mur., 135
sepia, 126

LIVER (*See also* HEPATITIS, and GALL STONES)

ammonium mur., 614
aurum, 556
berberis, 409
bryonia, 259, 273
chelidonium, 258, 273
chenopodium, 258
digitalis, 355
graphites, 454
hepar, 634
lachesis, 51, 401, 434
laurocerasus, 435
leptandra, 360, 551
lycopodium, 259, 401
magnesia mur., 175, 598
mercurius, 551, 599
myrica cerifera, 356
nux vomica, 123, 174
phosphorus, 520
podophyllum, 410
ptelea, 599
selenium, 419
sepia, 175
sulphur, 175, 419, 434

LIVER (*Continued*)

taraxacum, 223
zincum, 589

LIVER SPOTS

curare, 118, 168
lycopodium, 118
nux vomica, 118
sepia, 118
sulphur, 118

LOCOMOTOR-ATAXIA

alumina, 496, 571
argentum nitricum, 559
aesculus hippocastanum, 559
causticum, 671
kali bromatum, 657
nux vomica, 181
phosphorus, 518
picric acid, 91
stramonium, 383
zincum, 559

LUMBAGO

calcareo fluorica, 625
calcareo ostrearum, 624
kali carb., 212
ledum, 212
nux vomica, 181, 625
petroleum, 212
rhus tox., 211, 624
ruta, 212
secale, 625
staphisagria, 212
sulphur, 212
valeriana, 212

LUNGS

ammonium carb., 609
balsam of Peru, 580
bromine, 464
calcareo ostr., 579
cinchona, 340
copaiva, 580
dulcamara, 392
ferrum phos., 151, 594
hepar, 469, 580, 632
illicium anisatum, 580
kali bichromicum, 681
kali carb., 681
lycopodium, 402, 580
myosotis, 580
opium, 248
phosphorus, 580
pix liquida, 580
pulsatilla, 681
scilla, 580
selenium, 419
silicea, 501
spongia, 469
sulphur, 427, 580, 681
veratrum viride, 235
yerba santa, 580

LUNGS, ABSCESS OF THE

lachesis, 50

LUNGS, PARALYSIS OF THE

ammonium carb., 536, 609
 ammonium mur., 614
 antimonium crudum, 579
 antimonium tart., 443, 535, 579, 602
 aurum, 556
 baryta carb., 602
 belladonna, 579
 borax, 652
 calcarea ostrearum, 579
 calcarea phosphorica, 579
 carbo veg., 443, 536
 chamomilla, 579
 dulcamara, 392
 hydrocyanic acid, 493
 ipecac., 580
 lachesis, 536
 moschus, 443, 536

LYING-IN

aconite, 296
 ambra grisea, 144
 arnica, 221
 arsenicum, 249
 bryonia, 276
 causticum, 249
 chamomilla, 228
 helonias, 327
 hyoscyamus, 249
 phytolacca, 276
 pulsatilla, 325

LYMPHATIC GLANDS

(See GLANDS)

MALIGNANT PUSTULE

lachesis, 68

MAMMARY GLAND, AFFECTIONS OF THE

apis, 527
 belladonna, 276, 380, 527
 bryonia, 276
 carbo veg., 442
 croton tiglium, 276
 phellandrium aq., 276, 407
 phosphorus, 523, 527
 phytolacca, 276
 pulsatilla, 325
 silicea, 523, 527

MANIA

hyoscyamus, 384, 388
 kali bromatum, 388
 stramonium, 388

MARASMUS

argentum nitricum, 249
 arsenicum, 509
 calcarea ostrearum, 426, 596
 calcarea phosphorica, 628
 cinchona, 628
 hepar, 633
 iodine, 648
 magnesia carb., 595
 natrum mur., 648
 nux vomica, 509

MARASMUS (Continued)

opium, 249
 phosphorus, 426
 rheum, 596
 sarsaparilla, 249
 sulphur, 249, 426, 509
 sulphuric acid, 487

MASTOID PROCESS, ABSCESS OF

aurum, 393, 555
 capsicum, 555
 nitric acid, 393, 555
 silicea, 555

MASTURBATION

(See SEXUAL EXCESSES)

MEASLES

aconite, 163, 297
 antimonium tart., 535
 belladonna, 163
 bryonia, 270, 276
 cuprum, 383
 gelsemium, 163, 329
 kali bichromicum, 329, 666
 pulsatilla, 163, 329, 666
 stramonium, 382
 zincum, 383

MENIERE'S DISEASE

carbon bisulphide, 674
 causticum, 674
 cinchona, 674
 salicylic acid, 674

MENINGITIS

aconite, 292, 370
 apis, 94, 269
 arsenicum, 96
 belladonna, 41, 94, 99, 269, 292, 545
 bryonia, 95, 269, 370
 cuprum, 95, 583
 digitalis, 308, 353
 glonoin, 95, 292
 helleborus, 95, 307
 hyoscyamus, 385
 lachesis, 41
 mercurius, 545
 picric acid, 91
 rhus tox., 96
 sulphur, 95, 269
 zinc, 95, 308, 586

MENINGITIS, TUBERCULAR

(See MENINGITIS)

MENORRHAGIA

arsenicum, 440
 calcarea ostrearum, 621
 carbo veg., 440
 cinchona, 440
 ipecacuanha, 440
 mercurius, 545
 trillium pendulum, 621
 vinca minor, 157

MENSES

ambra grisea, 144
 ammonium carb., 63
 belladonna, 566

MENSES (*Continued*)

berberis, 409
 bovista, 149
 bryonia, 275
 calcarea ostrearum, 620
 cocculus, 240
 crocus, 566
 hamamelis, 276
 lachesis, 63
 lithium carb., 605
 magnesia carb., 597
 millefolium, 276, 566
 moschus, 63
 murex, 128
 nux vomica, 180
 phosphorus, 276, 523
 platina, 63, 566
 pulsatilla, 276, 324
 sabina, 566
 senecio, 276
 sepia, 126
 ustilago, 276
 zincum, 126, 590

MENTAL FATIGUE

anacardium, 201

MENTAL SYMPTOMS

aconite, 293, 565
 æthusa cynapium, 96
 agaricus, 382
 alumina, 570
 anacardium, 200
 antimonium crudum, 281, 531
 apis, 93
 argentum nitricum, 558
 arsenicum, 506, 565
 aurum, 132, 553, 556
 baptisia, 383, 395
 belladonna, 200, 233, 268
 bovista, 96
 bromine, 459
 bryonia, 227, 274
 calcarea ostrearum, 269, 570
 cannabis indica, 85
 causticum, 119, 263, 670
 chamomilla, 227, 263, 314
 cinchona, 269
 coffea, 293, 349
 colocynth, 262
 cypripedium, 349
 dulcamara, 630
 gelsemium, 250
 glonoin, 395, 457
 graphites, 450
 hepar, 120, 629
 hyoscyamus, 96, 208, 384, 385, 395, 565
 ignatia, 96, 184, 314, 384
 iodine, 459, 570
 kali bromatum, 395, 565, 656
 kali carb., 679
 lachesis, 37, 38, 96, 200, 382, 570, 630
 lycopodium, 37, 398, 565
 mercurius, 544

MENTAL SYMPTOMS (*Continued*)

moschus, 75
 muriatic acid, 478
 natrum mur., 96, 119, 134, 250, 314, 644
 nitric acid, 201
 nux moschata, 110
 nux vomica, 96, 314
 oleander, 155
 opium, 250
 palladium, 75, 120, 132, 568
 petroleum, 383, 395
 phosphoric acid, 184, 250, 428, 482, 484
 phosphorus, 576
 platina, 75, 120, 132, 565
 rhus tox., 208, 395
 sabadilla, 235
 sanguinaria, 252
 sepia, 118, 314, 570, 577, 644
 silicea, 250
 spigelia, 411
 stannum, 314, 576
 staphisagria, 227, 309
 stramonium, 200, 233, 382, 383
 sulphur, 37, 428, 630
 thuja, 235, 281, 383
 valerian, 111
 veratrum album, 233, 250

METRITIS

belladonna, 377
 berberis, 408, 409
 mel cum sale, 100, 377
 rhus tox., 215
 terebinthina, 279

METRITIS, PUERPERAL

lachesis, 60

METRRORRHAGIA

arsenicum, 440
 belladonna, 250
 carbo veg., 440
 cinchona, 440
 glonoin, 255
 ipecacuanha, 440
 lachesis, 255
 mercurius, 545
 nitrite of amyl, 255
 opium, 250
 sanguinaria, 255

MILK FEVER

aconite, 296
 bryonia, 276

MILK LEG

hamamelis, 325
 pulsatilla, 325

MISCARRIAGE (*See* ABORTION)**MORBUS BRIGHTII** (*See* BRIGHT'S DISEASE)**MOUTH, SORE**

apis, 45
 arsenicum, 45
 arum triphyllum, 652

MOUTH, SORE (*Continued*)

baptisia, 45
borax, 651
bryonia, 651
carbo veg., 45
iodine, 45
kali chloricum, 45
lachesis, 45
mercurius, 651
muriatic acid, 45
nitric acid, 45
staphisagria, 45
sulphuric acid, 45

MUCOUS MEMBRANES

(*See also CATARRHS*)

alumina, 571
ammonium carb., 611
arsenicum, 571
borax, 652
bromine, 460
cantharis, 89
graphites, 455
hydrastis, 329
ippecacuanha, 342
kali bichromicum, 662
lithium carb., 604
lycopodium, 402
natrum carb., 638
natrum mur., 646
nitric acid, 489, 490
petroleum, 456
phosphoric acid, 485
pulsatilla, 316
senecio, 328
silicea, 500
stannum, 578
sulphur, 430

MULTIPLE CEREBRO - SPINAL**SCLEROSIS**

baryta carb., 601
baryta mur., 601
plumbum, 575

MUSCULAR EXERTION, ILL EFFECTS OF

arnica, 211, 219
arsenicum, 211, 476
coca, 476
fluoric acid, 476
rhus tox., 211, 476

MUSCULAR EXHAUSTION

conium, 307
curare, 307
gelsemium, 307
kali carb., 307
muriatic acid, 307
opium, 307

MYALGIA

actea rac., 135, 298
arnica, 220

MYELITIS

artemisia abrotanum, 224
dulcamara, 216

MYELITIS (*Continued*)

nux vomica, 181
picric acid, 91
rhus tox., 216

MYOCARDITIS

phosphorus, 526

NÆVI

fluoric acid, 399, 477
lycopodium, 398

NAILS

antimonium crudum, 533
fluoric acid, 476
thuja, 476

NASAL CATARRH

alumina, 571, 572
ammonium carb., 611
antimonium crudum, 455
arum triphyllum, 455
aurum, 555
bromine, 460
bryonia, 270
calcareea ostrearum, 455, 619
cinnabaris, 549
corallium rubrum, 606
cyclamen, 318
euphrasia, 346
graphites, 455
hydrastis, 329
kali bichromicum, 606, 664
kali carb., 680
lachesis, 48
lycopodium, 402
mercurius, 547
natrum carb., 638
nux vomica, 548
phosphorus, 523
pulsatilla, 317, 548
silicea, 500
sulphur, 430

NECROSIS OF THE LOWER JAW

angustura, 169
phosphorus, 526

NEPHRALGIA

argentum nitr., 563

NEPHRITIS

aconite, 297
cannabis sativa, 85
cantharis, 84
helleborus, 308

NERVOUS SYSTEM

actea racemosa, 73, 135, 298
agaricus musc., 76
ambra grisea, 143, 656
ammonium mur., 612
argentum nitricum, 558
arsenicum, 76
asafetida, 76, 112, 114, 406
asarum, 76, 182
belladonna, 74, 479
borax, 650
calcareea ostrearum, 622

NERVOUS SYSTEM (*Continued*)

castoreum, 110, 114, 182
 causticum, 73
 chamomilla, 226
 cicuta, 76
 cocculus, 238
 colocynth, 262
 crocus, 73
 hepar, 226, 629
 hydrocyanic acid, 493
 hyoscyamus, 73, 76
 ignatia, 74
 kali bromatum, 73, 559, 655
 kali carb., 679
 magnesia mur., 113, 114
 magnesia phos., 599
 mephitis, 27, 76
 moschus, 75, 108
 muriatic acid, 477
 mygale, 71
 natrum carb., 637
 natrum mur., 76, 559, 643
 nux moschata, 110
 opium, 245
 palladium, 75
 petroleum, 637
 phosphorus, 516, 637
 platina, 75
 rhododendron, 637
 sepia, 116
 silicea, 502, 637
 sticta, 76
 stramonium, 76
 tarentula, 72, 656
 thuja, 281
 valeriana, 111, 114, 226
 veratrum alb., 226
 zincum, 76, 585

NEURALGIA

(*See also* PROSOPALGIA)

aconite, 294
 actea racemosa, 298, 326
 ammonium mur., 612
 argentum met., 563
 arsenicum, 425, 510
 belladonna, 566, 630
 cactus, 510
 capsicum, 566
 cedron, 298, 341, 510
 chamomilla, 595
 chelidonium, 259
 cinchona, 340, 425
 colchicum, 294
 colocynth, 262
 dioscorea, 262
 hepar, 630
 kalmia, 299, 510
 kreosote, 275, 510
 magnesia phos., 510
 mezereum, 510
 platina, 567, 578
 pulsatilla, 329

NEURALGIA (*Continued*)

robinia, 510
 sepia, 390
 silicea, 630
 spigelia, 282, 294, 298, 411
 stannum, 566, 578
 strontiana carb., 578
 sulphur, 425, 630
 tabacum, 390
 thuja, 282
 verbascum, 359

NEURALGIA, CILIARY

actea racemosa, 136
 cedron, 412
 mezereum, 412
 natrum mur., 645
 spigelia, 411, 646
 thuja, 412

NEURASTHENIA

aletris farinosa, 328
 argentum nitricum, 496
 calcarea ostrearum, 577
 cocculus indicus, 577
 collinsonia, 577
 cyclamen, 328
 ignatia, 577
 natrum mur., 577
 phosphoric acid, 496
 phosphorus, 495, 577
 picric acid, 494
 silicea, 496
 stannum, 576
 sulphur, 577
 veratrum alb., 577

NIGHT TERRORS

kali bromatum, 656

NIPPLES, SORE

castor equi, 28
 graphites, 134
 sepia, 134

NOMA

conium, 405

NOSE

aurum, 555
 borax, 652
 ignatia, 253
 lithium carb., 605
 nux vomica, 253
 phosphorus, 253
 sanguinaria, 253
 valeriana, 253

NYMPHOMANIA

caladium, 566
 hyoscyamus, 517
 phosphorus, 517, 523
 platina, 62, 132, 565
 stramonium, 384
 veratrum alb., 233

OBJECTIVE SYMPTOMS, 19

CEDEMA

bovista, 150

CEDEMA GLOTTIDIS

apis, 104

CEDEMA PULMONUM

apis, 104

ÆSOPHAGITIS

veratrum viride, 235

**ÆSOPHAGUS, SPASMODIC STRIC-
TURE OF THE**

phosphorus, 522

OPHTHALMIA, ARTHRITIC

colocynth, 264, 312

staphisagria, 312

OPHTHALMIA NEONATORUM

argentum nitricum, 317, 561

mercurius corrosivus, 317

pulsatilla, 317, 561

OPHTHALMIA, PURULENT

argentum nitricum, 561

pulsatilla, 561

OPHTHALMIA, SCROFULOUS

apis, 107

argentum nitricum, 646

arsenicum, 452, 453, 646

aurum, 554

calcareæ ostrearum, 452, 453, 617

conium, 405

euphrasia, 453

graphites, 452, 646

hepar, 453

kali bichromicum, 107

lachesis, 41

mercurius, 453

mercurius dulcis, 547

natrum mur., 646

nux vomica, 177

rhus tox., 215

sulphur, 430, 452, 453

ORCHITIS

aurum, 556

gelsemium, 468

hamamelis, 321, 468

mercurius, 468

pulsatilla, 283, 321, 468

rhododendron, 321

spongia, 468

thuja, 283

OSTIITIS

stillingia, 311

strontiana carb., 311

OTALGIA

belladonna, 630, 650

borax, 650

chamomilla, 318, 630, 650

hepar, 630

kali bichromicum, 663

plantago major, 318

pulsatilla, 318, 630, 650

sulphur, 424

OTITIS EXTERNA

calcareæ ostrearum, 618

hepar, 630

pulsatilla, 318, 323

OTITIS MEDIA

belladonna, 318, 374

calcareæ ostrearum, 618

hepar, 374, 630

kali bichromicum, 662

mercurius, 318

pulsatilla, 318, 323

tellurium, 318, 374

OTORRHOEA

aurum, 42, 555

borax, 650

calcareæ ostrearum, 618

capsicum, 42

carbo animalis, 449

carbo veg., 449

elaps, 42

hepar, 42

kali bichromicum, 662

lachesis, 42

nitric acid, 42

psorinum, 318

pulsatilla, 318

silicea, 42, 318, 500, 618

tellurium, 318

OVARALGIA

colocynth, 264

lachesis, 60

OVARIAN TUMORS

apis, 62, 106, 466

colocynth, 264, 466

hepar, 60

iodine, 466

lachesis, 60

mercurius, 60

OVARIES

apis, 62, 105

argentum metallicum, 564, 569

argentum nitricum, 558

arsenicum, 62

graphites, 63

iodine, 466

lachesis, 60

lycopodium, 63

palladium, 62

platina, 62

staphisagria, 310

tarentula, 72

zincum, 63, 585

OVARITIS

apis, 106

arsenicum, 507

lachesis, 60

palladium, 62

platina, 62, 566

PANARITIUM

apis, 107

sulphur, 107

PANCREAS

iodine, 466

phosphorus, 522

PANNUS

aurum, 554

PARALYSIS

aconite, 294, 672

apis, 101

baryta carb., 601

cannabis indica, 294

causticum, 294, 670, 671

conium, 404

dulcamara, 392

gelsemium, 157, 159, 404, 672

hyoscyamus, 385

natrum mur., 160, 580

oleander, 156, 157

phosphorus, 518, 588

plumbum, 574, 588

rhus tox., 216, 294, 672

silicea, 502

stannum, 580

staphisagria, 294, 580

sulphur, 101, 294, 429

zincum, 588

PARALYSIS, POST-DIPHTHERITIC

argentum nitricum, 559

conium, 404

gelsemium, 160, 404, 559

rhus tox., 211, 216

sulphur, 216

PARAPHIMOSIS

colocynth, 359

PAROTITIS

calcareo ostr., 400

lachesis, 400

lycopodium, 400

rhus tox., 400

PEMPHIGUS

caltha, 83

cantharis, 83

carboneum oxygenisatum, 83

causticum, 83

chininum sulph., 83

copaiva, 83

nitric acid, 83

ranunculus bulbosus, 303

ranunculus sceleratus, 83

rhus tox., 83

sulphuric acid, 83

PERICARDITIS

anacardium, 203

arsenicum, 513

colchicum, 232

kali carb., 682

kali hyd., 660

PERIODONTITIS

hepar, 45

lachesis, 45

mercurius, 45

silicea, 45

PERIOSTEUM, INJURIES TO THE

angustura, 168

ruta, 168

PERIOSTITIS

aranea diadema, 78

asafoetida, 406

stillingia, 311

PERIPROCTITIS

lachesis, 58

rhus tox., 58

PERITONITIS

baptisia, 57

belladonna, 57, 377

berberis, 408, 409

bryonia, 269

carbo veg., 55

lachesis, 55, 59

mercurius, 545

ranunculus bulb., 301

rhus tox., 57, 207, 215

sulphur, 430

terebinthina, 279

PERITYPHLITIS

rhus tox., 215

PHARYNGITIS

kali bichromicum, 662

PHARYNGITIS, FOLLICULAR

æsculus hippocastanum, 663

hepar, 663

kali bichromicum, 663

kali chloricum, 663

nux vomica, 664

secale, 664

PHLEBITIS

lachesis, 61

PHLYCTENULAR OPHTHALMIA

arsenicum, 361

euphrasia, 453

graphites, 452

ignatia, 189

natrum carb., 638

rhus tox., 215

PHTHISIS

actea racemosa, 300

ammonium mur., 614

anisum stellatum, 79

balsam of Peru, 579

calcareo ostrearum, 492, 621

carbo animalis, 448

carbo veg., 448

coccus cacti, 579

codein, 243

conium, 405

drosera, 27, 250

elaps, 50

ferrum, 591

guaiacum, 198

hydrocyanic acid, 494

kali carb., 492, 681, 682

kali hydriodicum, 660

laurocerasus, 494

myrtus communis, 79

nitric acid, 491

phellandrium, 501

pix liquida, 79, 280

PHTHISIS (*Continued*)

sanguinaria, 255
 senega, 579
 silicea, 501, 579
 spongia, 469
 stannum, 576, 578
 theridion, 79
 yerba santa, 198, 579, 660

PLEURISY

aconite, 269, 295
 apis, 97, 430
 bryonia, 269
 ranunculus bulbosus, 301
 stannum, 580
 sulphur, 97, 430

PLEURODYNIA

aconite, 302
 actea racemosa, 299
 arnica, 271
 gaultheria, 271
 guaiacum, 300
 ranunculus bulb., 258, 271, 302
 rhus radicans, 271
 rumex crispus, 271
 senega, 271

PLICA POLONICA

vinca minor, 158

PNEUMONIA

aconite, 270, 295
 ammonium carb., 609
 antimonium tart., 256, 271, 536
 bromine, 463
 bryonia, 270, 295
 carbo animalis, 448
 carbo veg., 443
 chelidonium, 258, 271
 cuprum, 583
 elaps, 50
 ferrum phos., 594
 hepar, 632
 kali carb., 259, 681
 kali hydriodicum, 659
 lachesis, 50, 431
 lycopodium, 402, 403
 mercurius, 259, 545
 natrum carb., 639
 phosphorus, 256, 525
 ranunculus bulb., 302
 rhus tox., 207
 sanguinaria, 255, 271
 sulphur, 50, 256, 424, 430, 431
 veratrum viride, 235, 256

POLIOMYELITIS

rhus tox., 215

POLYPI

calcareo ostrearum, 523
 phosphorus, 523
 sanguinaria, 257, 523
 tencium marum verum, 523

POLYURIA

phosphoric acid, 486

POST-NASAL CATARRH

baryta carb., 602
 calcarea ostrearum, 602
 hydrastis, 318
 kali bichromicum, 606
 sepia, 606
 spigelia, 318
 tencium marum verum, 606

POTT'S DISEASE

(See VERTEBRAL CARIES)

PREGNANCY

aconite, 296
 anacardium, 202
 apis, 105
 caulophyllum, 326
 digitalis, 353
 hamamelis, 316
 natrum carb., 639
 nux vomica, 181
 pulsatilla, 324

PRIAPISM

agaricus, 496
 ambra grisea, 496
 cantharis, 90, 496
 capsicum, 496
 mygale, 496
 opium, 496
 petroselinum, 496
 phosphorus, 496
 physostigma, 496
 picric acid, 91
 platina, 496
 pulsatilla, 496

PROCTALGIA

ignatia, 58

PROFANITY

anacardium, 201
 nitric acid, 201

PROGRESSIVE MUSCULAR ATROPHY

plumbum, 575

PROLAPSUS ANI

ignatia, 189
 podophyllum, 410, 578

PROLAPSUS UTERI

abies Canadensis, 138
 aletris farinosa, 138
 aloes, 130
 antimonium crudum, 533
 apis, 62
 argentum met., 564, 569
 aurum, 132, 556, 566
 aurum muriat. natr., 556
 calcarea phos., 138
 caulophyllum, 138
 collinsonia, 176
 graphites, 134
 helonias, 138
 lac defloratum, 138
 lilium tigrinum, 126
 mel cum sale, 106
 natrum hypochlorosum, 138

PROLAPSUS UTERI (*Continued*)

natrum mur., 134, 138, 645
 nux vomica, 180, 410
 platina, 566, 567
 podophyllum, 130, 174, 410
 sepia, 180, 410
 stannum, 129, 577
 staphisagria, 312

PROSOPALGIA

(*See also* NEURALGIA)

aconite, 294
 argentum nitricum, 560
 arsenicum, 567
 capsicum, 566
 colchicum, 294
 conium, 405
 gelsemium, 163
 lachesis, 45
 spigelia, 294
 verbascum, 567
 zinc, 589

PROSTATE GLAND, ENLARGEMENT OF THE

pulsatilla, 312

PROSTATITIS

pulsatilla, 283
 thuja, 283

PROSTATORRHŒA

selenium, 417
 sulphur, 417

PSEUDO-CYESIS

thuja, 281

PSORA

corallium rubrum, 30
 psorinum, 140
 sulphur, 421

PSORIASIS

arsenicum iod., 118
 sepia, 118

PTERYGIUM

zincum, 589

PTOSIS

alumina, 123
 causticum, 160, 216, 362
 euphrasia, 362
 gelsemium, 159, 216
 kalmia, 160, 216
 natrum mur., 123
 rhus tox., 160, 216, 362
 sepia, 160, 216

PTYALISM

nitric acid, 489

PUERPERAL CONVULSIONS

argentum nitricum, 561
 cantharis, 88
 cicuta, 407
 gelsemium, 164, 235
 glonoin, 394
 kali bromatum, 655
 kali carb., 679
 platina, 567

PUERPERAL CONVULSIONS (*Continued*)

secale, 395
 veratrum viride, 235

PUERPERAL FEVER

aconite, 296
 kali carb., 279
 opium, 250

PUERPERAL MANIA

actea racemosa, 299
 arsenicum, 299
 calcarea ostrearum, 299
 hyoscyamus, 388
 kali carb., 679
 lachesis, 299

PUERPERAL METRITIS

belladonna, 377
 kali carb., 682
 lachesis, 60
 mel cum sale, 377
 tilia Europea, 377
 terebinthina, 377

PUERPERAL PERITONITIS

belladonna, 377

PULSE

aconite, 374
 belladonna, 374
 lycopodium, 398
 rhus tox., 207

PYÆMIA

arnica, 221

RACHITIS

calcarea ostrearum, 627
 phosphorus, 627
 silicea, 499, 627
 sulphur, 426

RECTUM

belladonna, 58
 causticum, 58
 cocculus, 59
 ignatia, 58
 kali bichromicum, 58
 lachesis, 58
 mezereum, 59
 natrum mur., 58
 nitric acid, 58
 opium, 58, 59
 plumbum, 59

REMITTENT FEVER

gelsemium, 162
 sulphur, 425

RENAL CALCULI

argentum nitricum, 563
 berberis, 88, 179
 cantharis, 84, 179
 lycopodium, 179, 403
 nitric acid, 563
 nux vomica, 179
 tabacum, 391

RETAINED PLACENTA

cantharis, 91, 325

RETAINED PLACENTA (*Continued*)

cinchona, 335
 pulsatilla, 324, 335
 secale, 146

RETENTION OF URINE

arsenicum, 249
 causticum, 249, 675
 hyoscyamus, 249
 opium, 249

RETINA, ATROPHY OF THE (*See*
 ATROPHY OF THE RETINA)RETINAL APOPLEXY (*See* APO-
 PLEXY OF THE RETINA)

RETINAL CONGESTION

aurum, 554
 belladonna, 554
 glonoin, 394, 554
 sulphur, 554

RETINAL HYPERÆSTHESIA

actea racemosa, 136
 nux vomica, 177

RETINITIS

mercurius cor., 547
 phosphorus, 528
 spigelia, 411

RETINITIS ALBUMINURICA

mercurius cor., 547
 phosphorus, 528

RHEUMATISM

actea spicata, 273, 298
 anacardium, 203, 212
 apis, 101
 apocynum, 155
 arnica, 220
 benzoic acid, 409
 berberis, 409
 bryonia, 272, 322
 calcarea fluorica, 625
 calcarea ostrearum, 409, 606, 624
 calcarea phos., 627
 caulophyllum, 273
 causticum, 675
 chamomilla, 227
 cinchona, 340
 colchicum, 213, 231, 273
 colocynth, 264, 675
 conium, 212
 dulcamara, 391
 ferrum, 212, 227, 257
 guaiacum, 273, 675
 kali bichromicum, 322, 668
 kali carb., 682
 kali hydriodicum, 661
 kalmia, 213, 356, 606
 ledum, 213, 272, 503
 lithium carb., 409, 604, 605
 lycopodium, 212, 409
 magnesia carb., 597
 manganum, 613
 mercurius, 284
 nux moschata, 597
 nux vomica, 182, 625

RHEUMATISM (*Continued*)

petroleum, 456
 pulsatilla, 212, 283, 322
 ranunculus bulb., 302
 rhododendron, 213
 rhus radicans, 212
 rhus tox., 212, 227, 272, 624, 675
 sanguinaria, 257, 597
 secale, 625
 silicea, 503
 sulphur, 322, 430
 thuja, 283
 veratrum album, 227
 viola odorata, 273

RIGIDITY OF THE OS UTERI

gelsemium, 164

ROSE-COLD

phosphorus, 253
 sanguinaria, 253

SCABIES

causticum, 434
 mercurius, 433
 oil of lavender, 142, 433
 psorinum, 142
 sepia, 118, 433
 sulphur, 118, 433

SCARLATINA

aconite, 297
 ailanthus, 194, 214
 ammonium carb., 609, 610
 antimonium tart., 535
 apis, 64, 93, 94, 102, 480, 610
 arsenicum, 480, 514
 arum triphyllum, 191, 214, 491
 belladonna, 41, 68, 94, 102, 214, 378,
 480, 587, 610
 bryonia, 270, 276, 379
 calcarea ostrearum, 215, 587
 camphor, 587
 causticum, 672
 cinnabaris, 549
 cuprum, 587
 helleborus, 64
 hydrocyanic acid, 480, 493, 587
 hyoscyamus, 379, 387
 kali perman., 480
 lachesis, 68, 214, 379, 611
 lycopodium, 194, 400, 403
 mancinella, 82, 286
 mercurius cyan., 480
 muriatic acid, 143, 479
 natrum ars., 480
 nitric acid, 193, 490
 rhus tox., 96, 102, 207, 214, 379, 611
 stramonium, 379, 382, 387
 sulphur, 380, 424
 sulphuric acid, 480
 terebinthina, 64
 veratrum alb., 587
 zincum, 383, 586

SCIATICA

- ammonium mur., 612
- colocynth, 264
- gnaphalium, 264
- kali hydriodicum, 661

SCLEROTITIS (*See* EPISCLERITIS)

SCROFULOSIS

- baryta carb., 600
- bromine, 459
- calcareo ostreorum, 452, 490, 500, 544, 617, 624
- causticum, 672
- conium, 405
- fluoric acid, 475
- graphites, 452
- iodine, 465
- lycopodium, 500
- magnesia mur., 598
- mercurius, 544
- nitric acid, 618
- silicea, 451, 544, 599
- sulphur, 426, 500, 544
- theridion, 79

SCROFULOUS OPHTHALMIA (*See* OPHTHALMIA, SCROFULOUS)

SCURVY

- chlorine, 467
- natrum mur., 643

SEA-SICKNESS

- apomorphia, 244
- theridion, 79

SEBACEOUS GLANDS

- psorinum, 141

SEMINAL EMISSIONS

- agnus castus, 164
- caladium seg., 164, 197
- calcareo ostr., 164, 180
- camphor, 164
- cinchona, 485
- conium, 164
- digitalis, 164, 359
- dioscorea, 164
- gelsemium, 164
- kobalt, 180
- lycopodium, 164, 180
- natrum mur., 647
- natrum phos., 647
- nux vomica, 164, 180
- phosphoric acid, 485
- phosphorus, 164, 495
- picric acid, 494
- selenium, 164, 417
- sepia, 164

SEROUS MEMBRANES

- aconite, 269
- bryonia, 269
- ranunculus bulb., 301

SEXUAL EXCESSES

- agnus castus, 622
- caladium, 309
- calcareo ostr., 180, 310, 435, 622
- cinchona, 334

SEXUAL EXCESSES (*Continued*)

- conium, 405, 518
- dioscorea, 309, 622
- gelsemium, 309
- kali bromatum, 310
- kobalt, 180
- lycopodium, 180, 310
- nux vomica, 180, 310, 435
- phosphorus, 518
- platina, 309, 567
- staphisagria, 180, 309
- sulphur, 180, 310, 435

SHOCK

- helleborus, 308

SKIN

- aconite, 297
- alumina, 572
- anacardium, 81, 202
- antimonium crudum, 82, 533, 646
- antimonium tart., 534
- arnica, 221
- arsenicum, 514
- belladonna, 377
- borax, 652
- bufo, 30
- camphor, 82
- cantharis, 80
- capsicum, 82
- carboneum oxyg., 83
- causticum, 83, 646, 675
- chamomilla, 634
- chininum sulph., 83
- chloral, 83
- cicuta, 407
- clematis erecta, 82, 514
- cofea, 349
- copaiva, 83
- croton tiglium, 81, 286
- dulcamara, 392
- euphorbia cyparissias, 82
- euphorbia peplus, 82
- euphorbium off., 82, 286
- fluoric acid, 476
- formica, 82
- gelsemium, 163
- graphites, 452, 514, 646
- hepar, 634
- hura Brasiliensis, 81
- juglans cinerea, 190
- kali bichromicum, 83, 666
- kali bromatum, 83, 657
- kali hydriodicum, 83, 661
- kali nitricum, 83
- kali sulph., 83
- lachesis, 82
- lithium carb., 604
- lycopodium, 634
- magnesia mur., 598
- mancinella, 82, 286
- mercurius, 634
- mezereum, 82, 157
- natrum carb., 639

SKIN (*Continued*)

natrum mur., 648
oleander, 157
petroleum, 456
piper nigrum, 82
pix liquida, 82
psorinum, 141
ranunculus bulb., 82, 302
ranunculus sceleratus, 82, 83, 303
rhus tox., 81, 213, 514
sanguinaria, 257
selenium, 419
sepia, 116, 118, 514, 639
silicea, 634
staphisagria, 310
strontiana carb., 604
sulphur, 157, 419, 432
sulphuric acid, 83
terebinthina, 82
thapsia garganica, 82
viola tricolor, 157
yucca filamentosa, 286

SLEEP

belladonna, 102, 400
cocculus, 330
cuprum, 400
cypripedium, 349
digitalis, 354
fluoric acid, 477
hyoscyamus, 386
kali bromatum, 656
lachesis, 36
lycopodium, 400
mephitis, 477
nux vomica, 172, 330
phosphoric acid, 485
pulsatilla, 330
selenium, 418
stramonium, 400
sulphur, 330, 419
zincum, 400

SPEECH

bovista, 384
glonoin, 394
stramonium, 383

SPERMATORRHEA

agnus castus, 164
caladium, 197
zincum, 590

SPINAL CONGESTION

sulphur, 429

SPINAL CORD

anacardium, 203
argentum nitricum, 558
cocculus, 238
dulcamara, 392
kali hydriodicum, 660
nux vomica, 572
phosphorus, 518
picric acid, 494
silicea, 503
sulphur, 572

SPINAL CORD (*Continued*)

zincum, 585

SPINAL CORD, SOFTENING OF THE

ambra grisea, 143
oxalic acid, 496

SPINAL IRRITATION

actea racemosa, 300, 680
agaricus, 300
cocculus, 301
kali carb., 679
kobalt, 301, 588
natrum mur., 300, 680
nux vomica, 181, 301
phosphorus, 517
physostigma, 181, 300
pulsatilla, 330
sepia, 588, 680
sulphur, 429
theridion, 79
zincum, 300, 588

SPINAL WEAKNESS

sulphur, 429

SPLEEN

aranea diadema, 77
chininum sulph., 77, 333
cinchona, 77

SPOTTED FEVER (*See* CEREbro-
SPINAL MENINGITIS)

SPRAINS

ammonium carb., 612
ammonium mur., 613
arnica, 604, 612
petroleum, 456
rhus tox., 211
ruta, 604
strontiana carb., 604
sulphuric acid, 612

STAPHYLOMA

apis, 106

STOMACACE

nitric acid, 489
nux vomica, 178
ranunculus sceleratus, 303

STOMACH

actea racemosa, 125
calcarea ostrearum, 124
camphor, 89
cantharis, 89
carbo animalis, 124
cocculus, 124
colchicum, 57
elaps, 57
hydrastis, 125
ignatia, 124
kali carb., 124
lachesis, 50
lycopodium, 124
niccolum, 124
nux vomica, 57, 124
oleander, 124
sarsaparilla, 124
sepia, 123

STOMACH (*Continued*)

stannum, 124
 staphisagria, 124, 312
 sulphur, 124
 thea, 125
 veratrum alb., 57

STOMACH, CANCER OF THE

conium, 406
 phosphorus, 522

STOMACH, ULCER OF THE

phosphorus, 522

STRABISMUS

alumina, 570
 belladonna, 570
 cina, 570
 eyclamen, 570

STYËS

staphisagria, 311

SUBINVOLUTION OF THE UTERUS

lilium tigrinum, 126
 mel cum sale, 106

SUICIDAL TENDENCY

anacardium, 201
 antimonium crudum, 201

SUN, ILL EFFECTS OF THE

aconite, 292
 belladonna, 38
 glonoin, 38, 394
 natrum carb., 38, 637
 natrum mur., 38
 theridion, 38

SUPPRESSED ERUPTIONS

antimonium tart., 277, 535
 apis, 94
 bryonia, 95, 277
 cuprum, 95, 277, 583
 helleborus, 95
 ipecacuanha, 277
 sulphur, 95, 421
 zinc, 95, 277

SWEAT

baryta carb., 603
 bryonia, 275
 carbo veg., 603
 chamomilla, 520
 graphites, 603
 kali carb., 603
 lactic acid, 603
 natrum mur., 275
 nitric acid, 603
 petroleum, 457, 499
 phosphorus, 520
 rhus tox., 500, 520
 silicea, 499, 603
 thuja, 603

SWEAT GLANDS, PARALYSIS OF THE

opium, 246
 stramonium, 246

SYCOSIS

cinnabaris, 284
 kali bichromicum, 667

SYCOSIS (*Continued*)

natrum sulph., 640
 petroleum, 285
 pulsatilla, 667
 staphisagria, 310
 thuja, 281, 282, 667
 sarsaparilla, 284, 667

SYNCOPE

camphor, 37
 digitalis, 37
 hydrocyanic acid, 37
 laurocerasus, 37
 veratrum album, 37

SYNOVITIS

apis, 97, 272, 322
 bryonia, 97, 269, 272
 iodine, 97
 kali hyd., 97
 pulsatilla, 322
 sulphur, 272, 430

SYPHILIS

asafoetida, 555
 aurum, 554
 badiaga, 449
 carbo animalis, 447, 449
 carbo veg., 449
 cinnabaris, 284, 549
 corallium rubrum, 30
 fluoric acid, 475
 kali bichromicum, 664
 kali hydriodicum, 61, 661
 lachesis, 60
 lycopodium, 61
 mercurius biniod, 449, 550
 mercurius cor., 549, 550, 555
 mercurius prot., 550
 mercurius vivus, 550
 nitric acid, 61, 449, 490, 491, 555
 staphisagria, 310

TABES MESENTERICA

baryta carb., 602
 calcarea phos., 602
 iodine, 465, 602
 silicea, 603
 sulphur, 427

TAPE WORM

argemone Mexicana, 251
 cucurbita, 262
 pumpkin seeds, 262

TARSAL CYSTS

graphites, 311

TEETH

antimonium crudum, 311
 chamomilla, 311, 597
 coffea, 311
 kreosote, 47, 310
 lachesis, 45
 staphisagria, 310
 thuja, 283

TEMPERAMENT

belladonna, 369

TEMPERAMENT (*Continued*)

calcareae ostrearum, 369
capsicum, 392
chamomilla, 314
cina, 226
ignatia, 184
ipecacuanha, 348
lycopodium, 398
nux vomica, 172
pulsatilla, 314
staphisagria, 309

TESTICLES

arnica, 322
aurum, 322
bromine, 460
conium, 322
oxalic acid, 322
phosphorus, 322
pulsatilla, 322
spongia, 322, 468
staphisagria, 322

TETANUS

aconite, 169
angustura, 168
belladonna, 169
camphor, 171
cicuta, 169, 170, 493
curare, 168
hydrocyanic acid, 169, 493
hypericum, 169
lachesis, 170
nicotinum, 171
passiflora, 169
physostigma, 167
phytolacca, 171
picrotoxin, 167
silicea, 169
stramonium, 171
strychnia, 166
tabacum, 171
thebaine, 167
veratrum album, 171
veratrum viride, 169

THROAT

alumina, 572, 632, 681
apis, 680
argentum nitricum, 562, 572, 632, 681
arsenicum album, 89, 550
arsenicum iod., 550
arum triphyllum, 89
aurum, 555
baryta carb., 601
belladonna, 89, 163, 375, 550
borax, 652
calcareae ostrearum, 455
cantharis, 89
capsicum, 89, 393, 550
carbo veg., 681
cinnabaris, 549
diffenbachia, 89
dulcamara, 391
gelsemium, 163
graphites, 455

THROAT (*Continued*)

hepar, 572, 632, 681
ignatia, 187
kali bichrom., 681
kali carb., 680
lachesis, 48
mercurius, 548
mercurius cor., 89, 550
natrum mur., 647
nitric acid, 572, 632, 681
phosphorus, 521
pulsatilla, 319
sulphur, 455

TINEA FAVOSA

nux juglans, 215

TONGUE

antimonium crudum, 532
arsenicum album, 304, 643
arsenicum metallicum, 410
baryta carb., 601
bryonia, 521, 532
causticum, 671
dulcamara, 392
kali bichromicum, 50, 643
mercurius, 410
natrum mur., 304, 613
phosphorus, 521
podophyllum, 410
ranunculus sceleratus, 304
rhus tox., 304, 410, 521, 643
stramonium, 384, 410
yucca filamentosa, 410

TONSILLITIS

ammonium carb., 614
amygdala persica, 376
baryta carb., 601
belladonna, 376, 546
bromine, 460
hepar, 376, 547
lachesis, 48, 546
lycopodium, 376
mercurius, 376, 546
silicea, 376, 501, 546
sulphur, 376, 546

TONSILS, ENLARGEMENT OF THE

baryta carb., 601
calcareae iod., 603
conium, 602

TOOTHACHE

aranea diadema, 78
bryonia, 275
chamomilla, 597
coffea, 275, 350
ignatia, 189
magnesia carb., 596
mercurius, 45, 78
ratanhia, 597
rhus tox., 216

TORTICOLLIS

belladonna, 182
nux vomica, 181

TRACHEA

apis, 104

TRACHEITIS

phosphorus, 524

TRACHOMA

sepia, 122

TRICHIASIS

borax, 652

graphites, 652

TUBERCULAR MENINGITIS

apis, 94, 97, 308

helleborus, 307

sulphur, 98, 427

TUBERCULOSIS

arsenicum, 507

bromine, 464

calcareo ostreorum, 428, 620

ferrum, 593

hepar, 469, 632

lachesis, 50

lapis albus, 466

phosphoric acid, 485

phosphorus, 428, 518, 525, 620

pulsatilla, 315

silicea, 501

spongia, 469

sulphur, 426, 427, 526

TYMPANITES

carbo veg., 239, 249

cinchona, 239, 337

cocculus, 239

colchicum, 239, 249, 337

lycopodium, 239, 249

morphine, 243

opium, 249

raphanus, 249

sulphur, 239

terebinthina, 249, 337

TYPHLITIS

belladonna, 59, 376, 546

bryonia, 59

lachesis, 52, 59

mercurius, 52

mercurius cor., 59

rhus tox., 59, 215

TYPHOID FEVER

absinthium, 223

alumen, 492

apis, 94, 102, 246, 479

arnica, 39, 210, 219, 307, 366, 483, 609

arsenicum, 209, 230, 425, 479, 492, 507, 510

baptisia, 210, 219, 363, 425, 479

belladonna, 268, 373

bryonia, 239, 266, 478

calcareo ostr., 399, 622

carbo veg., 210, 231, 441, 520

castoreum, 27, 110

chlorine, 467

cinchona, 230

cocculus, 238

colchicum, 230, 511

gelsemium, 162, 365

hamamelis, 493

helleborus, 39, 246, 306, 373

TYPHOID FEVER (*Continued*)

hyoscyamus, 39, 246, 373

lachesis, 38, 102, 246, 366, 373

leptandra, 493

lycopodium, 39, 399, 403, 622

mercurius, 208

muriatic acid, 102, 209, 367, 478

nitric acid, 478, 492

nux vomica, 183

opium, 39, 246, 307, 484

petroleum, 457

phosphoric acid, 210, 306, 479, 482

phosphorus, 209, 483, 519

ranunculus sceleratus, 303

rhus tox., 207, 268, 365, 373, 478, 483, 507

selenium, 417

stramonium, 246

sulphur, 424

sweet spirits of nitre, 306, 483

taraxacum, 210

terebinthina, 64, 279

ULCERS

arsenicum, 60, 61, 515

asafetida, 60, 406, 499, 555

borax, 118, 653

bromine, 466

bufo, 61

calcareo, 490

carbo veg., 440

cinchona, 61

euphorbia corollata, 61

euphorbium, 61

hepar, 60, 61, 634

iodine, 466

kali bichromicum, 61

lachesis, 60

lycopodium, 60, 61, 638

mercurius, 60, 490

mezereum, 118

muriatic acid, 61

nitric acid, 61, 490

phosphoric acid, 60

phosphorus, 60, 521

plumbum, 61

psorinum, 141

ranunculus bulb., 303

secale, 61

sepia, 118, 653

silicea, 60, 61, 499

sulphur, 60

URÆMIA

ammonium carb., 609

arsenicum, 89

arum triphyllum, 192

cannabis indica, 85

cuprum, 582

hydrocyanic acid, 391

URETHRA

cantharis, 84

capsicum, 87

clematis erecta, 82, 86

URETHRA (*Continued*)

conium, 86
doryphora, 86

URETHRITIS

cannabis sativa, 85
cantharis, 84
conium, 86
doryphora, 86
hyoscyamus, 87

URINARY ORGANS

aconite, 88
apis, 88
argentum nitricum, 87
berberis, 88
camphor, 88
cannabis indica, 85
cannabis sativa, 85
cantharis, 84
capsicum, 87
chimaphila, 87
clematis, 86
conium, 86
copaiva, 87
cubebæ, 87
digitalis, 88
doryphora, 86
equisetum, 86
erigeron, 87
eupatorium purp., 86
ferrum phos., 87
hydrocotyle, 137
hyoscyamus, 87
kali nitricum, 88
linaria, 86
mercurius, 87
mercurius cor., 87
pareira brava, 88, 409
petroselinum, 86
thuja, 87

URINE

aconite, 652
ammonium benz., 64
apis, 64
apocynum can., 154
arnica, 64
arsenicum, 64, 65, 249
benzoic acid, 64, 490, 652
berberis, 408
borax, 652
bryonia, 275
cantharis, 652
carbolic acid, 64
carbo veg., 64
causticum, 249, 678
colchicum, 64, 65
digitalis, 64
helleborus, 64
hyoscyamus, 249
kali carb., 64, 678
lachesis, 64
lycopodium, 249, 400, 652
magnesia mur., 599
natrum mur., 64

URINE (*Continued*)

opium, 64, 249
petroselinum, 652
pulsatilla, 249
sarsaparilla, 652
senna, 678
stramonium, 247
terebinthina, 64
zincum, 589
zingiber, 249

URINE, RETENTION OF

cantharis, 85

URTICARIA

apis, 100, 649
arsenicum, 100, 514
bovista, 100
calcarea ostrearum, 100, 649
dulcamara, 392
kali bromatum, 100
medusa, 31
natrum mur., 648
pulsatilla, 100
rhus tox, 100
rumex, 100
sepia, 100
terebinthina, 100
urtica urens, 31, 100

UTERINE HÆMORRHAGE

bovista, 149
erigeron, 150
ferrum, 594
mittchella, 150
ustilago, 149

UTERUS

actea rac., 73, 135, 298, 325
aletris, 328
aloe, 129
apis, 105
argentum nitr., 562
aurum, 131
aurum mur., 131
aurum mur. natr., 131
bovista, 149
caulophyllum, 326
gelsemium, 165
helonias, 127, 327
hydrastis, 329
kreosote, 128
lilium tigrinum, 126, 329
mel cum sale, 106
murex, 128
nux vomica, 129
palladium, 75
podophyllum, 130
pulsatilla, 131
secale, 146
senecio, 328
sepia, 118, 126
stannum, 129
sulphur, 127
tarentula, 72
ustilago, 149

VACCINATION, ILL EFFECTS OF

silicea, 281, 497
 thuja, 281, 497

VAGINITIS

helonias, 327

VARICOCELE

hamamelis, 316
 pulsatilla, 315

VARICOSE VEINS

carbo veg., 133, 440
 fluoric acid, 477
 hamamelis, 316, 477
 lycopodium, 398
 pulsatilla, 315

VARIOLA

anacardium, 200
 antimon. tart., 535, 536
 apis, 101
 rhus tox., 214

VERTEBRAL CARIES

carbo veg., 441
 Gettysburg water, 312, 500, 606
 lithium carb., 605
 phosphoric acid, 486
 phosphorus, 527
 silicea, 499
 sulphur, 527

VERTIGO

ambra grisea, 143
 argentum nitr., 558
 arsenicum, 37
 bromine, 459
 camphor, 37
 causticum, 671
 conium, 405
 digitalis, 37
 hydrocyanic acid, 37
 lachesis, 36
 laurocerasus, 37
 moschus, 37
 oleander, 156
 rhus tox., 215
 sanguinaria, 253
 silicea, 503
 theridion, 37, 78
 veratrum alb., 37

VOMITING

aethusa cynap., 407, 532, 619
 antimonium crud., 407, 532, 619
 antimonium tart., 243, 352
 apomorphia, 243, 394
 arsenicum, 619
 belladonna, 244, 394
 bismuth, 519
 cadmium sulph., 53, 509
 calcarea ostr., 407, 619
 colchicum, 57
 digitalis, 352
 glonoin, 244, 394
 ipecacuanha, 243, 342, 532
 kreosote, 519, 619
 lachesis, 53
 lobelia, 243, 352

VOMITING (*Continued*)

nux vomica, 172
 phosphorus, 619
 rhus tox., 244, 394
 tabacum, 352
 veratrum alb., 57

VOMITING OF PREGNANCY

anacardium, 202
 digitalis, 353
 nux vomica, 180, 202

WARTS

causticum, 675

WAXY LIVER

phosphorus, 521

WHITE-SWELLING

phosphorus, 527
 sulphur, 427

WINE, AGGRAVATION FROM

antimonium crud., 584, 585
 fluoric acid, 584, 585
 glonoin, 584
 ledum, 584
 nux vomica, 584
 pulsatilla, 584
 rhododendron, 584
 selenium, 584
 zincum, 584

WHOOPIING-COUGH

ambra grisea, 143
 antimonium tart., 535
 arnica, 222
 cina, 226, 307, 347
 coccus cacti, 31
 corallium rubrum, 27, 31
 cuprum, 348
 drosera, 27
 ipecacuanha, 347
 kali bichromicum, 32
 kali carb., 681
 mephitis, 27
 senega, 32

WORMS


aconite, 225
 artemisia, 577
 caladium seguinum, 226
 cicuta, 407
 cina, 225, 577
 ignatia, 225
 indigo, 225
 quassia, 226
 sabadilla, 236
 spigelia, 412
 stannum, 577


YELLOW ATROPHY OF THE LIVER

phosphorus, 521


YELLOW FEVER


cadmium sulph., 509
 carbo veg., 441
 lachesis, 53














17801
887F



Made in Italy

09-08 STD



332919 990020

www.colibrisystem.com

