

The skull and brain : their indications of character and anatomical relations.

Contributors

Morgan, Nicholas.
Harvey Cushing/John Hay Whitney Medical Library

Publication/Creation

London : Longmans, Green, [1875]

Persistent URL

<https://wellcomecollection.org/works/t3asb32e>

License and attribution


This material has been provided by This material has been provided by the Harvey Cushing/John Hay Whitney Medical Library at Yale University, through the Medical Heritage Library. The original may be consulted at the Harvey Cushing/John Hay Whitney Medical Library at Yale University. where the originals may be consulted.

This work has been identified as being free of known restrictions under copyright law, including all related and neighbouring rights and is being made available under the Creative Commons, Public Domain Mark.


You can copy, modify, distribute and perform the work, even for commercial purposes, without asking permission.



Wellcome Collection
183 Euston Road
London NW1 2BE UK
T +44 (0)20 7611 8722
E library@wellcomecollection.org
<https://wellcomecollection.org>



YALE



MEDICAL LIBRARY


Clements C. Fry

Book Fund

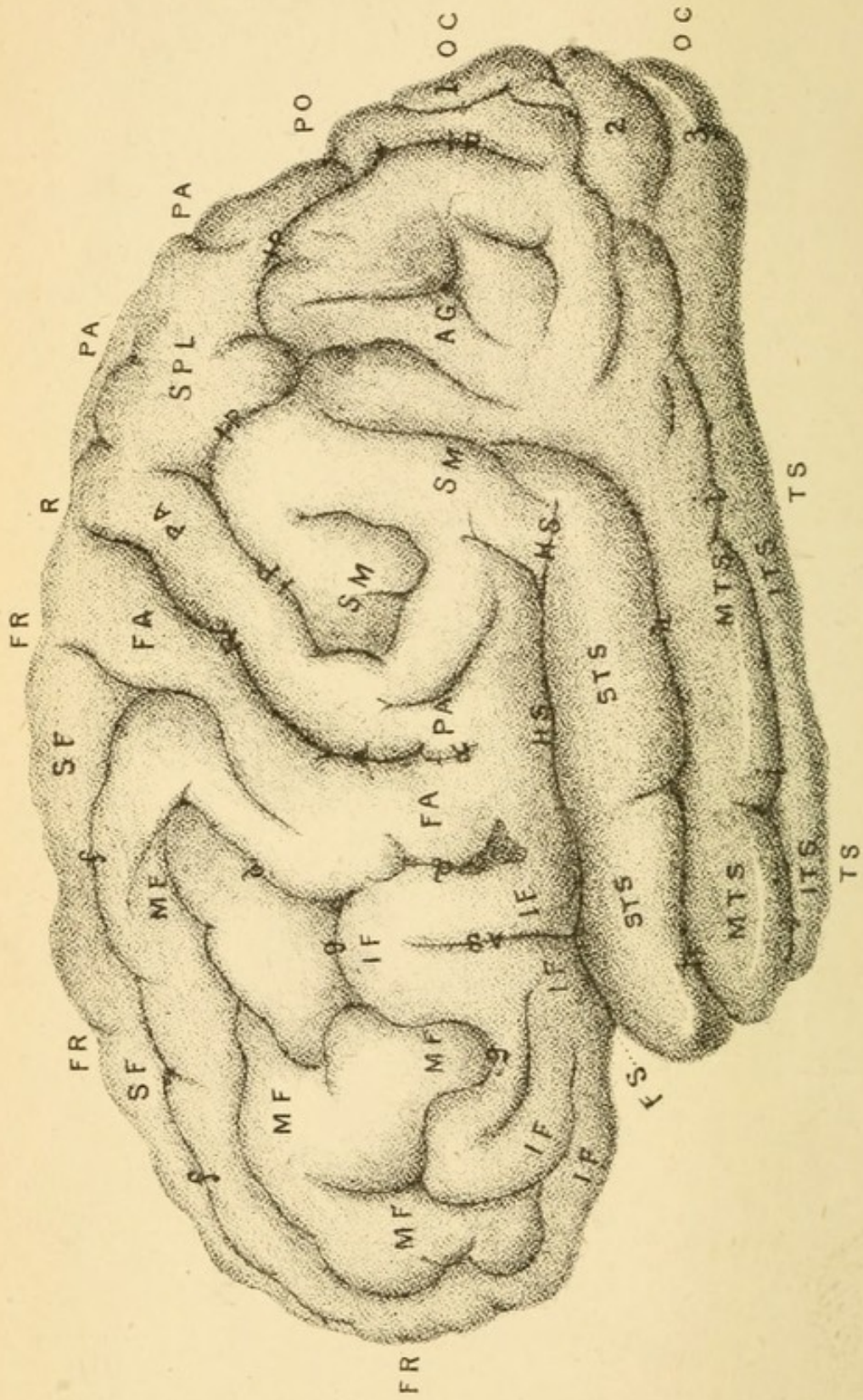


31

3



Nº 1



THE
SKULL AND BRAIN :

THEIR INDICATIONS OF

CHARACTER

AND

ANATOMICAL RELATIONS.

BY NICHOLAS MORGAN,

Author of "Phrenology, and How to Use it in Analyzing Character," etc.

ILLUSTRATED BY

LITHOGRAPHIC AND WOOD ENGRAVINGS,

SPECIALLY GOT UP FOR THE WORK.

LONDON :

LONGMANS, GREEN & CO.

(All Rights Reserved.)



BF871
875M



DEDICATION.

TO

W. A. F. BROWNE, M.D., F.R.C.S.E.,

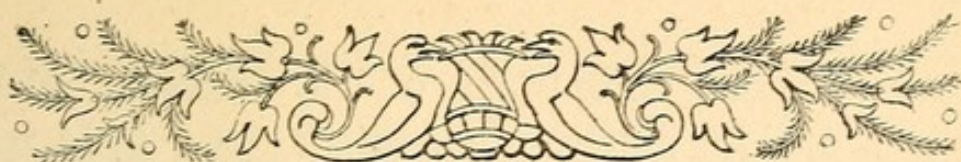
F.R.S.E.;

PSYCHOLOGICAL CONSULTANT TO THE CRICHTON
LUNATIC ASYLUM, LATE COMMISSIONER
IN LUNACY FOR SCOTLAND,

This work is dedicated as a humble tribute to his genius and exemplary character, and as an expression of the Author's admiration of his talented advocacy of Phrenology in his youthful days; of his independence and courage in braving the opposition of his medical brethren at that period; of his circumspect and erudite zeal in the cause during a long and useful life; and of his unabated interest in the subject, now, in his declining years, while suffering from the loss of sight.



Digitized by the Internet Archive
in 2012 with funding from
Open Knowledge Commons and Yale University, Cushing/Whitney Medical Library



P R E F A C E.

SINCE the publication of "Phrenology, and How to Use it in Analyzing Character," the want of a more elementary work for the use of persons who have not time to read long treatises, and for beginners in the study of character, has often been pointed out to me ; and I began the present work with the aim of supplying such want. My first design was to answer some of the principal objections brought against phrenology by some high authorities in special departments of literature and science, so as to remove the chief stumbling-blocks out of the way, and then to do little

more than give an epitome of the aforesaid work : but, after a few pages of the introduction were written, another plan was designed, the execution of which it is hoped, will be found more in keeping with the public requirements and general usefulness.

Excepting some paragraphs on the anatomy of the skull and brain, and of the temperaments, which are extracted from "Phrenology, and How to Use it," the work is entirely new, both in the matter and method of its treatment. The beaten track of phrenological literature has been left, and a new one struck out that appears more likely to aid phrenology in conciliating honourable opponents, and inducing them to give the subject that attention and impartial investigation which its supporters think it deserves, and its importance demands.

The custom is to speak of faculties, organs, and functions ; but, in the present case, excepting in the controversial parts of the work, in which I deemed it better to follow the usual course, I principally treat of signs of character, and how to translate their meanings without any reference to organs, etc.

Some of the more prominent objections to phrenology are reviewed,—especially those advanced by Mr. G. H. Lewes in his “History of Philosophy.” Dr. Ferrier’s researches in Cerebral Physiology receive a passing notice. The Will comes in for a considerable share of attention; and Dr. Carpenter’s exposition of it in “Mental Physiology” is examined. The topography of the cerebral convolutions, and Professor Turner’s Cranio-Cerebral Map, showing the relations of the convolutions of the outer surface of the hemispheres to the skull, are pretty fully treated of, and illustrated by lithographic drawings, including one used by Professor Turner to illustrate the subject, which he has kindly permitted me to reproduce. The Professor divides each lateral half of the skull into ten areas, which should command the attention of phrenologists. Believing that these areas might be advantageously subdivided, I have increased them to seventeen, and given rules for determining their boundaries in the head, and their relative positions to the cerebral convolutions.

Size and quality as measures of power, and the effects of temperament on the mental operations, are concisely yet comprehensively treated ; likewise how to examine heads and crania, so as to discern their peculiarities, and to understand their indications. All other necessary instruction is also given in the theory and practice of phrenology for the student's guidance.

May 1875.

N.M.





CONTENTS.

CHAPTER I.

OBJECTIONS TO PHRENOLOGY REVIEWED.

Is Phrenology true?	1
A little Scepticism commended	2
Professor Bain's Criticism	<i>ib.</i>
Mr. G. H. Lewes's Strictures, with Remarks thereon, or the Reviewer Reviewed. Startling Objections illu- strated by striking Examples. Reasons given why Anti-Phrenologists do not Collect a Mass of Contra- dictory facts—a Remarkable Confession. Want of Scientific Scepticism. Mangiamele the Calculating Boy—a Crucial Test for Phrenology. Smallness of Napoleon's Head—a Crushing Case. The Cerebral Convulsions. Every point of Gall disproved ...	3
Dr. Ferrier's researches in Cerebral Physiology pitted against Lewes's assertions. The Views taken of Dr. Ferrier's conclusions by Dr. W. A. F. Browne, Dr. Brown-Sequard, the <i>Scotsman</i> , Dr. Carpenter, and others	22
The Cortex of the Cerebrum not a single Organ,—Pro- fessor Ecker on the Convulsions	28

Dr. Carpenter's Views on the Functions of the Posterior Cerebral Lobes	29
The Slender Evidence on which some Physiologists rests their Beliefs	32
Gall's Doctrines and Lewes's Errors	34
Gall's Theory—a Luminous Hypothesis	37
Truth's indebtedness to Scepticism and Conservatism ...	39
Mr. Lewes accuses Gall of changing the Localities of the Mental Organs after 1802	<i>ib.</i>
Lewes's Positions examined, and proved untenable ; an Historical Calvarium	46
Fatalism and Christianity	48

CHAPTER II.

EXPOSITION OF THE WILL.

Various significations of the term Will	51
Questions,—What is the Will, and what are its Powers?	52
The Will of a dog	53
The Will of a child	56
Power of the Will limited	58
On Dr. Carpenter's Exposition of the Self-Determining Power of the Will, with the examples he gives of its operations in the cases of Coleridge and Mozart	62
Summary of Exposition and Argument	78

CHAPTER III.

THE ANATOMY OF THE SKULL.

The Cranial Bones	81
The Frontal Sinus	87

CHAPTER IV.

THE NERVOUS SYSTEM.

The Brain, the Chief Organ of the Mind	89
The Cerebro-Spinal Centre and its Nervous Connections	90
The Cranial Nerves	91

The Ganglions and Plexuses	<i>ib.</i>
The Spinal Cord	92
The Membranes of the Brain and Spinal Cord ...	93
The Brain	94
The Medulla Oblongata	<i>ib.</i>
The Pyramidal, Olivary and Restiform Bodies... ..	<i>ib.</i>
<i>Pons Varolii</i> and Cerebellum	97
External Surface of the Cerebrum	98
External form of the Cerebrum	100
The Fissures of the External Surface of the Cerebral Hemispheres	103
The Lobes of the Cerebral Hemispheres and the Topo- graphy of the Convolution	105
The Variable Proportions of the Lobes	109
The Obliquity of the Fissure of Rolando—its Variable- ness	<i>ib.</i>
The Commissures and Ganglions of the Brain	112
On the Converging and Diverging Fibres of the Brain	113
The Sympathetic System	<i>ib.</i>
The Nerves—a System of Inter-communication ...	114

CHAPTER V.

THE RELATIONS OF THE OUTER CEREBRAL CONVOLUTIONS
TO THE SKULL.

On Professor Turner's Cranio-Cerebral Map ...	117
Instructions how to determine the Professor's Cranial Regions in the Head	118
On the Cranio-Cerebral Relations	121
Increase of the Cranio-Cerebral Divisions by the Author, and how these may be Discriminated. Summary of the Cranial Regions	129

CHAPTER VI.

The Size and Quality of the Brain—Measures of Power	130
The Brain of Mr. Grote—its Quality and Form ...	132

CHAPTER VII.

On the Temperaments	135
Classification of the Temperaments	<i>ib.</i>
Indications of the Temperaments... ..	136
Mixture of the Temperaments	137
Elements of the Temperaments	138
Uses of the Temperaments	139

CHAPTER VIII.

On the Science of Mind	141
Attributes of the Mind... ..	142
Feeling, Volition and Intellect	<i>ib.</i>
Voluntary and Involuntary Acts	143
On Thought and Memory	144
On Reason and Judgment	145
On Perception and Reflection	146
On the External Senses	148
On the Internal Senses	149

CHAPTER IX.

CRANIAL SIGNS OF CHARACTER.

Their Names, Classification and Situations	151
Order 1.—Signs of the Feelings	153
Order 2.—Signs of the Intellect	155
Examples of the Faculties Acting in Combination	157
<i>Characteristic</i> Indications of the Signs of the Feelings... ..	163
<i>Characteristic</i> Indications of the Signs of the Intellect... ..	185
Individual Varieties of Talent and Intellectual Aptitude	<i>ib.</i>

APPENDIX.

Professor Turner on the Functions of the Convolution... ..	203
The <i>Scotsman</i> on the effects of the Size and Form of the Brain on the Mental Operations	204
Outline of the Cranial Indications of the Rev. Rowland Hill and Jeremy Bentham, Analyzed and Compared	205

PLATE I.

THE OUTER SURFACE OF THE LEFT HEMI-
SPHERE OF THE BRAIN.

THE LOBES.

F. R.—Frontal lobe.

P. A.—Parietal lobe, consisting of (S. P. L.) superior parietal and (S. M., A. G.) infero-parietal lobules. T. S. Tempero-sphenoidal. O. C. Occipital lobe.

The Central lobe lies within the Sylvian fissure, and is covered by the posterior portion of the *Infero-Frontal* convolution, and the superior anterior part of the *superior* tempero-sphenoid convolution, where the fissure of Sylvius forms a figure like the letter Y. The cerebral mass that covers the central lobe is called the Operculum.

FISSURES AND SULCI.

F. S.—Fissure of Sylvius with its two branches.

H. S.—Horizontal branch of the Fissure of Sylvius.

A. S.—Ascending Branch of the Fissure of Sylvius.

R.—Fissure of Rolando.

O. C.—Parieto-occipital fissure.

I. P.—Intra-parietal fissure.

d.—Antero-ascending sulcus.

f.—Supero-frontal sulcus.

g.—Infero-frontal sulcus.

H.—The parallel fissure or superior tempero-sphenoidal sulcus.

i.—Inferior tempero-sphenoidal sulcus.

CONVOLUTIONS.

F. A.—Fronto-ascending convolution.

S. F.—Supero-frontal, M. F. medio-frontal, and I. F. infero-frontal convolutions.

P. A.—Parieto-ascending convolution.

S.M.—Supra-marginal or parietal eminence gyrus.

A.G.—Angular gyrus.

S.T.S.—Superior, M.T.S. middle, and I.T.S. inferior temporo-sphenoidal convolutions.

1, 2, 3, First, second and third ; or upper, middle and lower occipital convolutions.

PLATE II.

MEDIAN SURFACE OF THE RIGHT HEMISPHERE OF THE BRAIN.—(*After Quain.*)

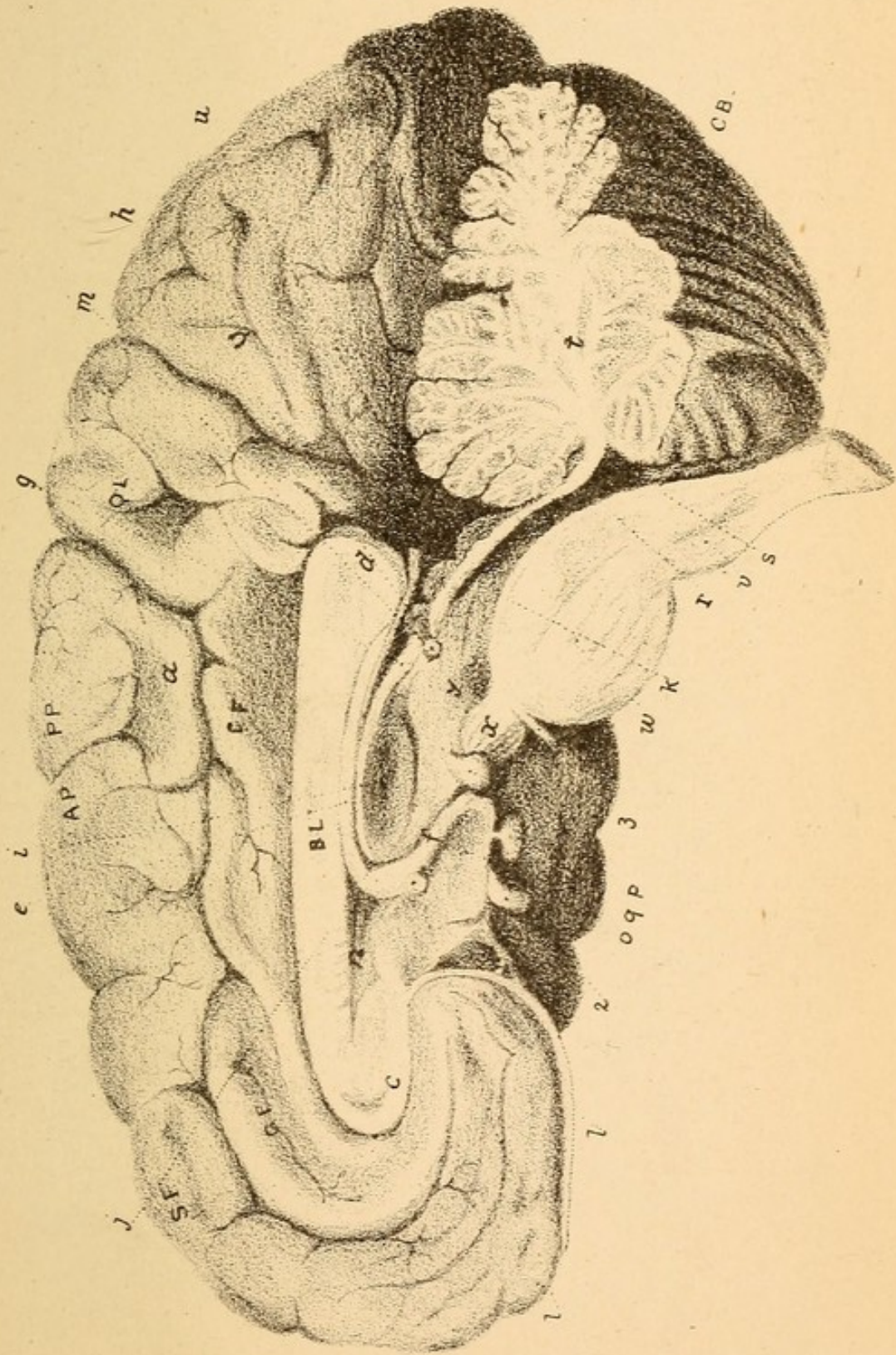
c. Anterior fold (cornu) of the corpus callosum. *d.* Its posterior fold (splenium). G.F. Gyrus fornicatus. S.T. Supero-frontal convolution. A.P. Ascending frontal convolution. P.P. Parieto-ascending convolution. Q.L. Quadrate lobule. Q.U. The cuneus. C.B. Cerebellum. *e.* The fornix. *f.* The right crus of the fornix. *g.* The right peduncle of the pineal gland. *h.* The pineal gland. *i.* Section of the middle commissure of the third ventricle (commissura mollis). *k.* The iter à tertio ad quartum ventriculum. *l.* Section of the anterior commissure. *m.* Section of the posterior commissure. *n.* The septum lucidum. *o.* The tuber cinereum. *p.* The right corpus albicans, showing the white fasciculus which it receives from the thalamus opticus. *q.* The pituitary gland. *r.* The divided edge of the valve of Vieussens. *s.* The fourth ventricle, *t.* The arbor vitæ. *v.* The fasciculus of the corpus pyramidal seen passing into the pons Varolii. *w.* The separation of the fibres of the corpus pyramidal, with the admixture of the grey substance : this is the motor tract (tractus motorius). *x.* The crus cerebri. *y.* The locus perforatus.


PLATE III.


THE BRAIN IN SITU.

Shows the situation of the brain in the skull, and the relations of the one to the other. The right half of the

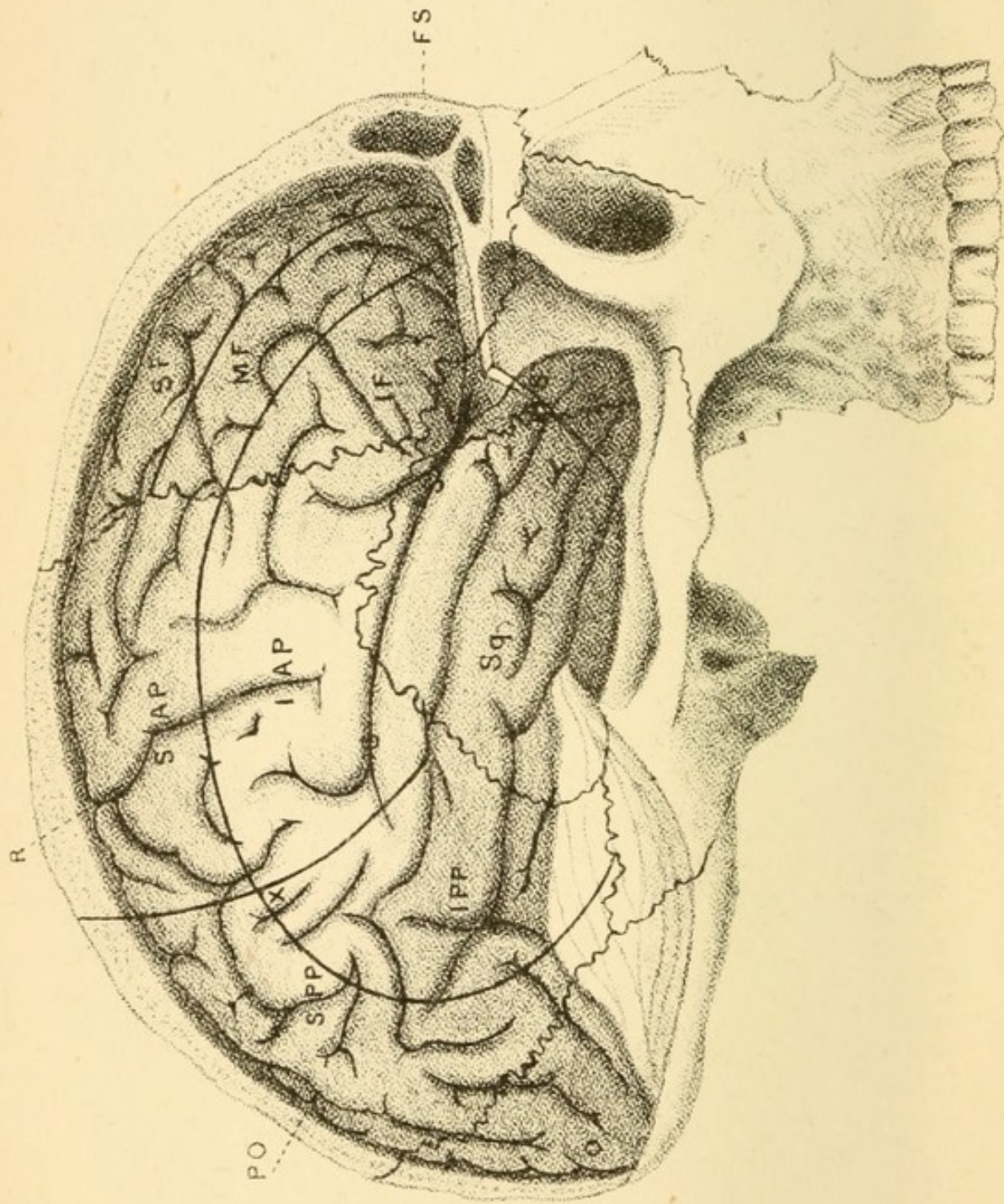
Nº II







Nº III.



cranium is removed, exposing the outer cerebral convolutions to view. The positions of the sutures of the skull, the temporal ridge and parietal eminence (x) are engraved on the brain, also a short horizontal line parallel to the temporal ridge.

Professor Turner divides each hemisphere of the skull and brain into ten areas. Refer to pp. 116-29 for description, and to plate IV. for the situations of the sutures, etc.

- s. Fissure of Sylvius. R. Fissure of Rolando. P.O. Parieto-occipital fissure. The frontal bone is divided into three areas, viz. :—supero-medio and infero-frontal areas. They are divided by the temporal ridge and an artificial line parallel to it, drawn from the centre of the orbit upward through the frontal eminence, and back to the coronal suture ; S.F., M.F., I.F., are drawn on the frontal convolutions to mark their situations. They are bounded behind and below by the coronal, fronto-sphenoid and parieto-sphenoid sutures. The *parietal bone* is divided into four areas,—horizontally by the temporal ridge, and vertically by a line drawn from the posterior superior portion of the squamous suture obliquely backward and upward so as to pass through the parietal eminence in its course to the sagittal suture. The letters S.A.P., I.A.P., S.P.P., I.P.P., mark their situations. They are named supero and infero-antero-parietal areas : Supero-infero-postero-parietal areas. The *temporal bone* forms one area (*s.g.*), named the squamoso-sphenoid. The wing of the sphenoid bone also forms one (A.S.), the ali-sphenoid area ; and each lateral half of the *occipital bone* (O) forms an area. The letters A.P. are engraved on the antero-ascending convolution, and S.I. on the parieto-ascending convolution. S.P.P. Are on the angular convolution, and I.P.P. on the mid-temporo-sphenoidal convolution, and *s.g.* are on the same. A.S. Are placed on the tip of the anterior portion of the supero-temporo-sphenoidal convolution. O. Is on the

mid-occipital convolution, and x. is on the convolution of the parietal eminence, or supra-marginal gyrus.

PLATE IV.

RIGHT SIDE OF THE SKULL,

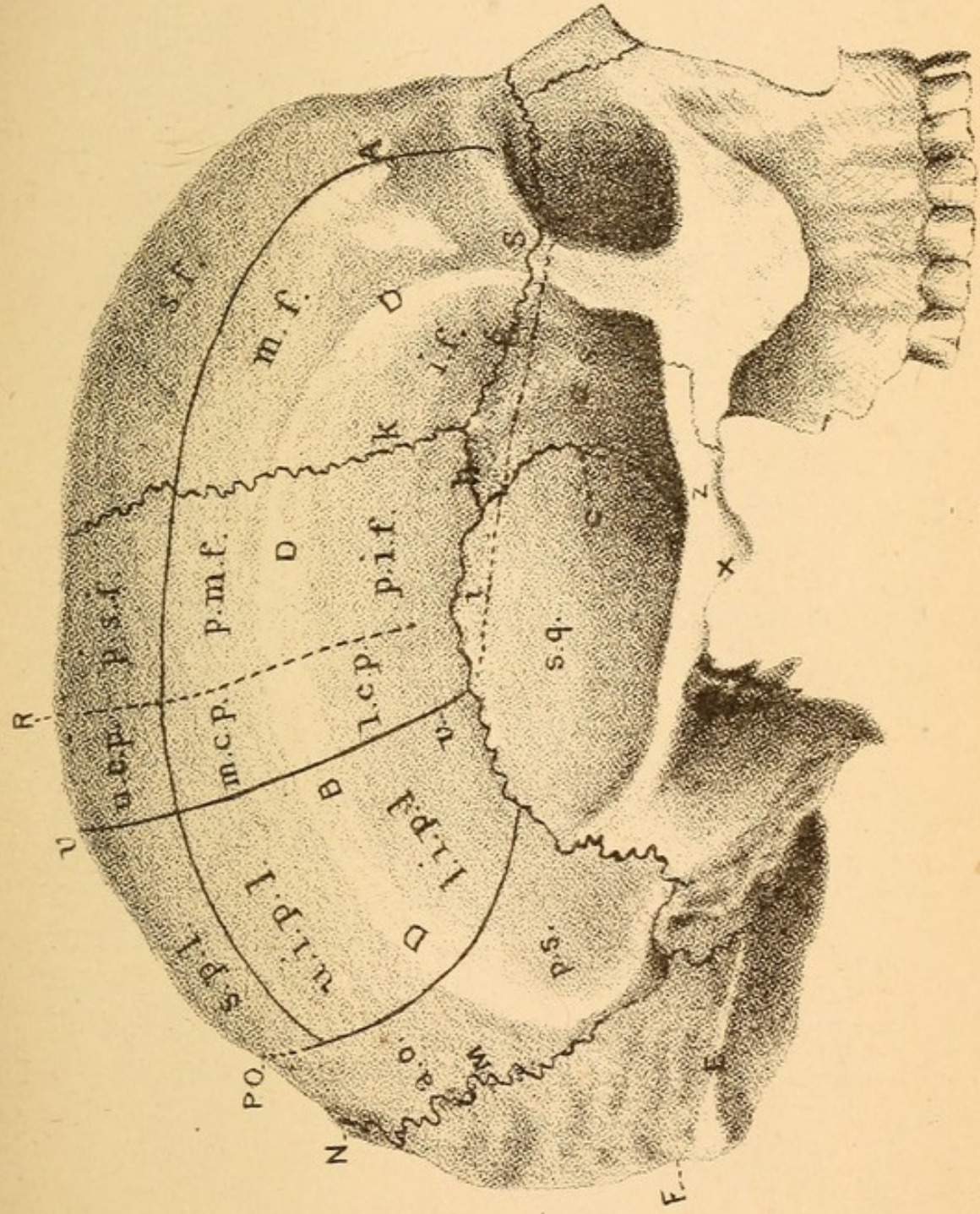
Showing the Cranio-Cerebral Map, after Professor Turner, with the areas increased to seventeen by the Author.


- A.—Frontal eminence, or point of ossification of the frontal bone.
- B.—Parietal eminence, or point of ossification of the parietal bone.
- C.—Squamoso-sphenoid suture.
- D.—Temporal ridge.
- E.—Superior curved line of the occipital bone.
- F.—Occipital spinus process.
- g.—Fronto-sphenoid suture.
- h.—Parieto-sphenoid suture.
- i.—Squamous suture.
- K.—Coronal suture.
- M.—Lambdoidal suture.
- N.—Apex of the occipital bone.
- P.O.—Situation of the parieto-occipital fissure of the brain, and the parieto-occipital boundary line of the cranial areas.
- R.—Dotted line indicating the position of the fissure of Rolando.
- s.—Transverse suture, and the external angular process.
- v.—Inter-parietal boundary line.
- X.—Anterior border of the glenoid fosse, in which the head of the ramus of the lower jaw moves.
- Z.—Zygomatic arch.

AREAS.

- s.f.—Supero-frontal area.
- m.f.—Medio-frontal area.
- i.f.—Infero-frontal area.

PLATE IV.





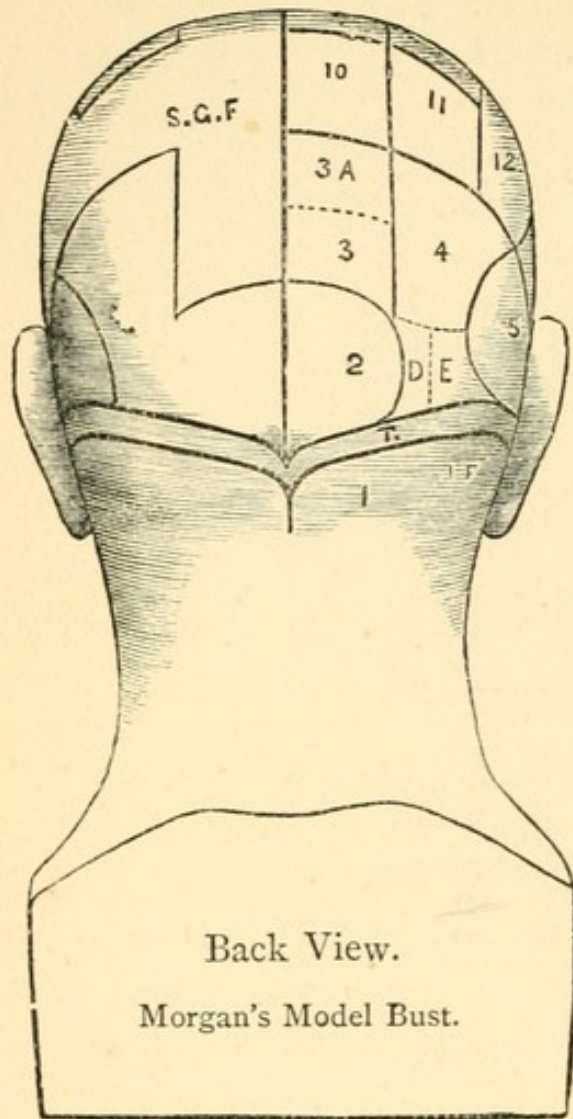
- p.s.f.*—Postero-supero-frontal area.
p.m.f.—Postero-medio-frontal area.
p.i.f.—Postero-infero-frontal area.
u.c.p.—Upper centro-parietal area.
m.c.p.—Middle centro-parietal area.
l.c.p.—Lower centro-parietal area.
s.p.l.—Supero-parietal lobule area.
u.i.p.l.—Upper infero-parietal lobule area.
l.i.p.l.—Lower infero-parietal lobule area.
a.o.—Antero-occipital area.
 N.E.F.—These letters and the lambdoidal suture bound the occipital area.
s.g.—Squamoso-sphenoid area.
a.s.—Ali-sphenoid area.
p.s.—Post-sphenoid area.

ILLUSTRATIONS.

Four Lithographs of the Brain and Skull. See explanations	xiii
---	-----	-----	-----	-----	-----	-----	------

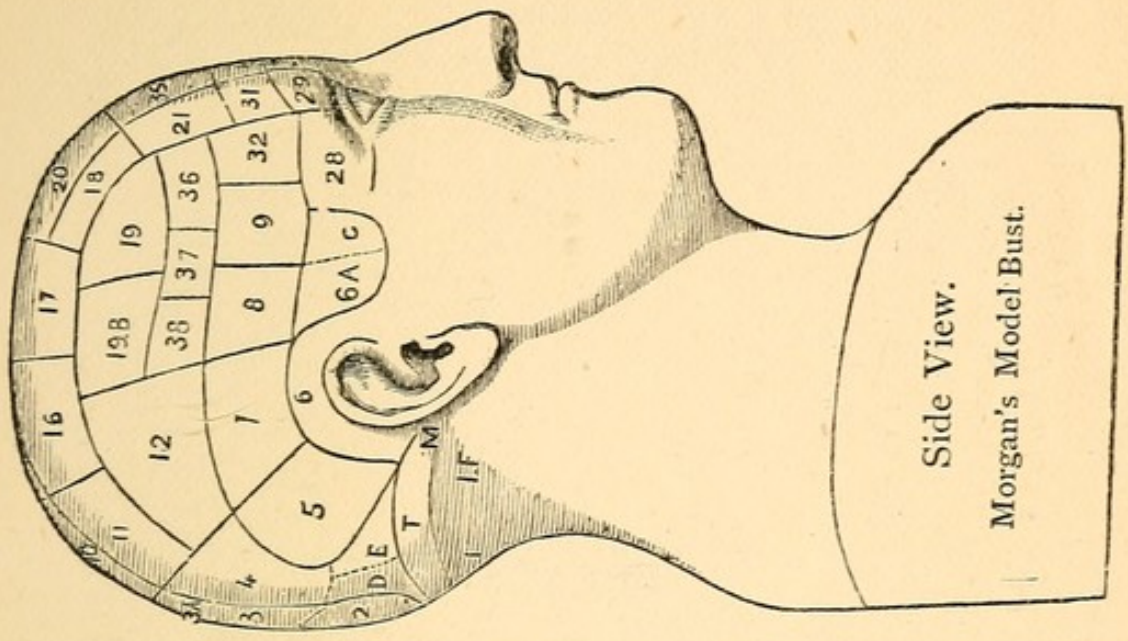
WOOD CUTS.

Model Bust, Four Views	xviii
An Historical Calvarium—Front View	46
An Historical Calvarium—Side View	47
An Historical Calvarium—Top View	48
Human Skull—Side View...	82
Human Skull—Back View	83
Human Skull—Front View	84
Vertical Section of the Skull, showing the Frontal Sinus	87
Section of the Spinal Cord	93
Base of the Human Adult Brain, with its Appendages...	95
Vertical Section of the Skull and Brain	99
Bust of the Rev. Rowland Hill	205
Bust of Jeremy Bentham	206



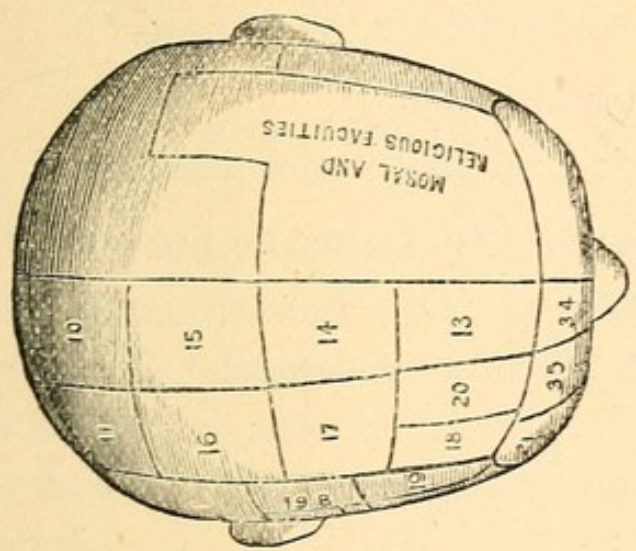
1. Amativeness.
2. Philoprogenitiveness.
3. Inhabitiveness.
- 3A. Continuities.
4. Adhesiveness.
5. Defensiveness.
- E. The Centre of Energy.
6. Destructiveness.
- 6A. Alimentiveness.
- C. Bibativeness.
7. Secretiveness.

8. Acquisitiveness.
9. Constructiveness.
10. Self-Esteem.
11. Approbativeness.
12. Cautiousness.
13. Benevolence.
14. Veneration.
15. Firmness.
16. Conscientiousness.
17. Hope.
18. Marvellousness.
19. Love of the Picturesque
- 19B. Sublimity.
20. Imitation.
21. Humorousness.
22. Individuality.
23. Form.
24. Size.
25. Weight.
26. Colour.
27. Locality.
28. Number.
29. Order.
30. Eventuality.
31. Time.
32. Tune.
33. Language.
34. Comparison.
35. Causality.
36. Graveness.
37. Gayness.
38. Awe.



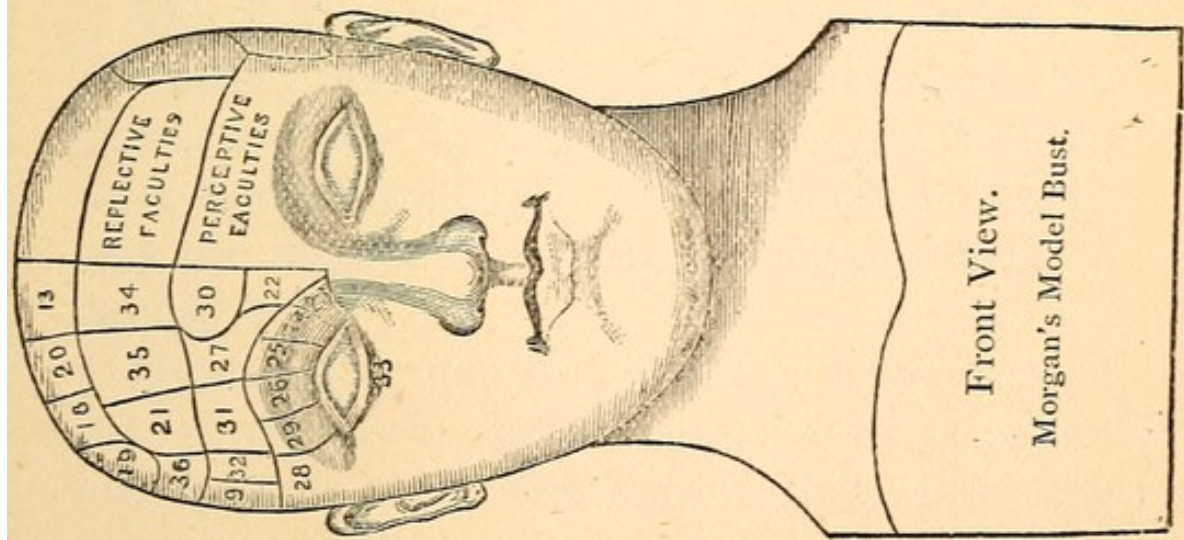
Side View.

Morgan's Model Bust.



Top View.

Morgan's Model Bust.



Front View.

Morgan's Model Bust.

ERRATA.

For *tract*, p. 23, l. 4, and p. 30, l. 8, read “track.”

For *vent*, p. 27, l. 10, read “event.”

For *super orbital*, p. 72, l. 26, read “supra-orbital.”

For *one late*,—the last word of p. 32, and the first word of p.
33,—read “articulate.”

For *differential*, p. 78, l. 9, read “deferential.”



CHAPTER I.

TO STUDENTS.

OBJECTIONS TO PHRENOLOGY.

I deem it advisable at the outset to briefly notice a few questions and objections which occasionally crop up in the minds of students as stumbling-blocks at the very threshold of inquiry, although they hardly come within the scope of an elementary treatise.

The first question which suggests itself is, Is phrenology true? I believe, in the main, it is: and that as a system for interpreting character it has no rival, notwithstanding it is comparatively young, and may require many years and much thought to mature it.

My design in this work is not so much to prove that phrenology is true, as to explain its principles and rules for the student's guidance, so as he may test the truthfulness of it for himself. I do not wish

any person to believe phrenology true on my dictum. To all I say,—Judge for yourselves by an appeal to the facts hereafter stated, and to Nature. Do not, however, be in a hurry in forming a judgment. Be patient and deliberate in your investigations. Master the principles and rules, and apply them thoughtfully and impartially, leaving your minds open to conviction. Be not overcredulous. I should rather you were a little sceptical to begin with, if you be inspired by thoroughgoing earnestness to arrive at the truth, and a determination not to be deterred by obstacles in its pursuit. If this be the student's aim, and he have sufficient natural aptitude, no fear need be entertained of the result.

In one or two reviews of *Phrenology and How to Use it in Analyzing Character*, my attention was directed to the objections brought against phrenology by Professor Bain on the psychological side, and Mr. G. H. Lewes on the physiological side of the subject, as being authorities that cannot properly be silently overlooked ; an opinion in which I concur.

Professor Bain has given the most temperate, and apparently impartial criticism on phrenology, —in *Study of Character*,—that has come under my notice, which I had read with pleasure and profit before writing *Phrenology, and How to Use it in Analyzing Character*, but he treats almost exclusively on the psychological bearings of the phreno-

logical analysis, and, as such, it does not come within the province of the present work.

Mr. Bain, however, emphatically states that, as a science of character, phrenology has no rival, although he takes many exceptions to it as a psychology, and points out clearly what he considers its errors and omissions in this department, but he produces no facts of want of correspondence between cranial conformation and mental tendencies in accordance with the phrenological doctrines.

A very different course is pursued by Mr. Lewes, and his criticism demands a more extended notice. He makes direct charges against the doctrines of practical phrenology, or craniology, as he calls it, and brings forward several cases as crucial tests to show the want of agreement between cranial development and intellectual capacity, in an article in the December number of Blackwood's *Magazine*, A.D. 1857, entitled "Phrenology in France," and he repeats the substance of it without modification in the latest edition of his "History of Philosophy," published in 1871. We may, therefore, fairly assume that the arguments it contains are the strongest the author can advance.

In Blackwood's *Magazine*, Mr. Lewes says that, though "Phrenology was born in Germany and reared in France, it has not standing room in either country." The chief reason of this state of things, according to Mr. Lewes, is, that "the persons who interest themselves at all in psychology are invari-

ably either psychologists or physiologists." But in England the case is different,—“besides these classes there is a very large class of what may be loosely styled the general thinking public,” who are “willing to give all systems a fair hearing; consequently, phrenology not only has standing room in these countries, but has grown to bulky dimensions.” This is highly suggestive. The seed of phrenology germinates and grows vigorously in these countries, because it is sown in the soil of thought, and is manured by impartial investigation, and warmed by the sunshine of sincerity. No wonder, then, that it withstands the blight of ridicule and the storms of prejudice. Mr. Lewes declares, “We have not the slightest intention of discussing the principles of phrenology in this article. . . . Our purpose is restricted to the bringing under the reader’s notice some rather startling objections to the phrenological doctrines which have been advanced by M. Louis Piesse, in a series of articles just published by him, in his two agreeable and suggestive volumes of medical essays.”—*La Médecine et les Médecins*, etc. Paris 1857.

Mr. Lewes tells us, that “M. Piesse does not examine the principles of phrenology. He simply takes a few striking examples as they arise, and examines how far they are in accordance with phrenological teaching.” Why, Mr. Lewes, are the examples so numerous, so overwhelming in force that M. Piesse need not trouble himself by making a selection?

This is the natural inference. How far this is borne out by fact the sequel will show. Sir John Forbes, in the *British and Foreign Medical Review*, remarks, "That anti-phrenologists were bound to collect an equal mass of contradictory facts, if they seriously meant to refute the doctrines of phrenology." To this Mr. Lewes replies :—"The trouble was great, the motive was not sufficiently strong!" Anti-phrenologists have condemned the subject, that is enough. "Besides," says he, "ordinary observation supplied them with instances of failure too unequivocal to permit their acceptance of phrenology, and they left to others the onerous burthen of collecting an imposing array of facts or counter-evidence." This paragraph is singularly contradictory, and more especially so when taken in connection with the fact as assumed by Mr. Lewes of M. Piesse not needing to trouble himself much in the collection of striking examples. First, we are told the trouble was great, and the motive too weak, to induce anti-phrenologists to follow the advice of Sir John Forbes ; and second, that ordinary observation supplied numerous instances of failure : Mr. Lewes continues, "M. Piesse has supplied us with no great array of facts, but those selected by him are sufficiently significant, and make up in quality for their deficiency in quantity." Here M. Piesse is said to have *selected* significant facts, but in the preceding paragraph he is said to have taken them as *they arose*. Those selected facts appear

to have overwhelmed Mr. Lewes's judgment. "Indeed," he says, "after reading his (M. Piesse's) account of Napoleon, Feischi, Lacenaire, the calculating boy, and the young Indian girl, we can feel no surprise at phrenology being discredited in France." Mr. Lewes, in another place, charges phrenologists with a want of scientific scepticism, and with being led off the tract of scientific inquiry by the influence of bias. We, therefore, naturally expect better things of him : that he will avoid the short-comings of phrenologists, and investigate the evidence for and against the subject impartially, and with all the minuteness of a scientific sceptic, before coming to a decision. Let us see, then, how he demeans himself in the examination of M. Piesse's so-called facts. He actually receives them as being indisputably true from the pen of M. Piesse alone. He never questions their correctness—never for a moment thinks that M. Piesse might have been biased, and thereby led astray from the tract of true scientific inquiry. Surely, Mr. Lewes was bound to have taken some pains to verify M. Piesse's statements, before he brought them forth so prominently for the determination of such weighty issues, otherwise he should have left the responsibility resting on M. Piesse, and allowed him to support his own case ; but this would not have served Mr. Lewes's purpose. He seems to have been waiting for a favourable opportunity to strike a death-blow at phrenology, and under the covert

design of reviewing M. Piesse's works, he tries to hit his aim ; but I am anticipating. Let me now draw attention to M. Piesse's facts which are said to be so significant and so excellent in quality. Mangiamele, the son of a Sicilian shepherd, when a boy, astonished the Académie des Sciences by his marvellous powers of calculation. At this time he was only eleven years of age, and was entirely self-taught. Yet the rapidity with which he solved the most intricate arithmetical problems without the aid of graphic signs was marvellous. "This," observes Mr. Lewes, "was a crucial test for phrenology. . . . And the reader will learn with interest that M. Piesse pointed to the skull of this boy, and showed a decided *depression* at that particular spot where the organ of Number was situated—a depression instead of an eminence. The reader will learn with increasing interest that this contradiction between theory and fact was confirmed by the phrenologists themselves ; for, instead of denying the depression, they endeavoured, as usual, to explain it." Now, only two phrenologists, Broussais and Dumortier, are said to have undertaken to explain this contradiction between theory and fact. Yet these two are spoken of as the phrenologists, as though the whole of the phrenologists of France had done so. They are represented as having admitted that there was no special development of the faculty of Number indicated in Mangiamele's skull ; and that they accounted for his talent for

calculation by the activity of other faculties,—such as Causality, Comparison, Individuality and Eventuality. If it be true that Broussais and Dumortier attributed this boy's power of calculation to other faculties than Number—in the absence of the usual indication—they did a very foolish thing, and deservedly brought down ridicule on themselves, and indirectly on the system they wished to defend; and if there was actually a depression in the part of Mangiamele's head at the organ of Number, it certainly was a strong fact against the localization of this organ. I say, if these things were as represented by M. Piesse: I am, however, somewhat sceptical on this point. My reason for doubting the correctness of M. Piesse's report will shortly transpire.

After Mr. Lewes has made the best of Mangiamele's case to crush phrenology, he endeavours to strengthen his position by citing a few more cases as damaging facts. First in the list is Napoleon I. He says, "Let us with M. Piesse examine the case presented by Napoleon. A few hours after his death, a cast of Napoleon's face and the anterior half of his skull was taken by Dr. Antomarchi.

. . . . That cast comprises the greater number of the phrenological organs, and all those of the higher faculties." "Artists," continues Mr. Lewes, "have grossly exaggerated the head of Napoleon. But what says the cast? The head is decidedly a small one. . . . It is, however, extremely

well proportioned. Its circumference being twenty inches ten lines (French measurement), its dimensions by no means remarkable."

Mr. Lewes, in a foot note, makes the following *naive* remarks on M. Piesse's mode of measurement and results: "M. Piesse has not explained how he arrived at this precise measurement in the absence of the back part of the skull; but, from the specific size given, we presume he had some positive data." This is a remarkable presumption. How could M. Piesse have had "positive data" to supply the back head of Napoleon, so as to measure the circumference of the head precisely? It was impossible. How Mr. Lewes could fancy by any stretch of his imagination that M. Piesse had had positive data I cannot divine, excepting on the supposition that his anti-phrenological bias had dimmed his understanding; inasmuch as he knew this was the only cast taken of Napoleon, for he remarks:—"We learn from M. Piesse that some phrenologists disavowed the fidelity of the cast, taken as it was by one not expert in the art. Faithful or not faithful, it is the only authentic cast which exists."

Mr. Lewes continues, "we must interrupt our analysis of M. Piesse's essay to observe that Mr. Combe (and we presume other phrenologists) states, as if it were a simple matter of fact, that Napoleon's head was large; and, indeed he cites Napoleon as an example between correspondence of size of head and force of character. Not having taken the mea-

sure of the skull, we cannot pretend to judge which of these two statements is correct." Notwithstanding Mr. Lewes had not measured the cast of Napoleon, he throughout this article assumes that M. Piesse's measurements are correct, and that Mr. Combe and other phrenologists simply take it for granted that Napoleon's head was large. Now, Dr. Antomarchi's cast of Napoleon was in the possession of the phrenological society of Edinburgh, and Mr. Combe had measured it, before citing it as an example of large size. Mr. Lewes would lead his readers to believe, though he does not say so, that Mr. Combe and other phrenologists had neither the disposition nor the means of testing the accuracy of M. Piesse's statements, but that they simply assumed them to be wrong, because they told against their doctrines. If phrenologists had followed this course they would have only done what Mr. Lewes himself did. He admits not having measured the cast, but he speaks of it as a decidedly strong contradictory fact against phrenology, and he enters into particulars in order to make out his case. He says, "The faculty of Ideality or imagination, for example, was certainly large in Napoleon; but the head shows no remarkable development in the region marked as that of Ideality; while the organ of Number has a strongly marked depression. A depression in the region which embraces Number, Constructiveness, and Order is surprising, M. Piesse observes, in Napoleon, so remarkable for his mathe-

mathematical tendencies. We should add, however, that neither Spurzheim nor Mr. Combe considers Number to be the mathematical organ,—they limit it to arithmetic. Still phrenology is called upon to show that, with this depression of Number, Order, and Constructiveness, in the skull of Napoleon, there was a corresponding absence of those faculties in his intellect ;” but “few will have the hardihood to make such assertions.” We are also told by Mr. Lewes, that “the organs of Causality and Comparison were not more developed in the skull of Napoleon than they are in ordinary men. M. Piesse has measured the frontal angle, and finds it 75° . In truth, the forehead of Napoleon, phrenologically speaking, was quite mediocre, of which any candid observer may convince himself. Simple inspection suffices to assure us of this fact, and the measurement 75° is a geometrical proof. M. Piesse sums up his investigation with remarking that the veritable head of Napoleon, studied according to phrenological principles, so far from confirming Gall's doctrine, completely refutes it.”

Before proceeding further, let us examine the case of Napoleon. I regret very much not being able to test the truthfulness of M. Piesse's narrative of Mangiamele, by an examination of a cast of this boy's head. I am inclined to think one was taken, and shall never rest satisfied until a copy of it is in my cabinet, if one can be got. I have already caused inquiries to be made in Paris respecting it.

Happily, fortune favours me in the case of Napoleon. An authentic copy of Dr. Antomarchi's cast of him, is on the table before me. No person who has been accustomed to examine living heads, casts from nature, or skulls, could possibly fall into the error of supposing the head of Napoleon was small by looking at this cast. Every unprejudiced person of ordinary discrimination would unhesitatingly arrive at a very opposite conclusion; and the very fact of M. Piesse having misrepresented Napoleon's mask, as I now proceed to prove he has done, shows him to be an unreliable witness. In fact, the measurements of the cast so completely disprove M. Piesse's testimony in this case that, without irrefragable, corroborative evidence, his statements respecting Mangiamele's organ of Number must be discredited. Although a portion of the back-head of Napoleon is not shown in the cast, there is strong reason for inferring that his head was considerably above the average size of the European male head. His intellect was large, according to phrenological principles; his reflective organs were largely developed, especially Comparison; the organs of Order and Ideality were well developed, and the organs of Number and Constructiveness were full, or rather larger than what they are in the average run of persons.

That Napoleon's head was large is proved beyond any possibility of a doubt by comparing it with the heads of Samuel Taylor Coleridge and Dr. A.

Combe. Coleridge had a very large head and a powerful intellect, as is generally well known. Dr. A. Combe, likewise, had a large head, and talents of a high order. Now, I have measured the anterior portion of the casts of these heads from the external opening of the ear, and Napoleon's by the same method, and find that the latter is the largest, as will be seen by the following tabulated measurements.

Name.	Inches.				Inches and tenths.						
	<i>a</i>	<i>b</i>	<i>c</i>	<i>d</i>	<i>e</i>	<i>f</i>	<i>g</i>	<i>h</i>	<i>i</i>	<i>j</i>	<i>k</i>
Coleridge	14 $\frac{1}{8}$	12 $\frac{1}{2}$	11	6 $\frac{1}{2}$	4·4	3·7	4·5	5·2	5·5	5·6	6·3
A. Combe	14 $\frac{1}{4}$	12 $\frac{3}{8}$	11 $\frac{3}{4}$	7	4·1	4·0	4·4	5·0	5·3	5·3	6·0
Napoleon	14 $\frac{7}{8}$	13 $\frac{1}{8}$	12 $\frac{3}{4}$	7	4·8	4·5	4·5	5·1	5·4	5·5	6·3

DESCRIPTION OF THE MODES OF MEASUREMENT.

- (*a*).—This is a line drawn perpendicularly from the centre of the opening of one ear over the crown to the same point in the other ear, and forms a base or point of starting and ending to the lines registered in the columns *b* and *c*, and a starting point only to the lines *d*, *e*, and *f*.
- (*b*).—Length of a horizontal line drawn from *a* at one side, over the superciliary ridge to *a* on the other side.
- (*c*).—Length of a line parallel to *b*, drawn from the same point over the points of ossification of the frontal bone, or organ of Causality.
- (*d*).—Length of a line drawn from *a*, at the crown, along the medial line to the root of the nose.
- (*e*).—Length of the base of the forehead from *a* to the superciliary ridge.

- (*f*).—Length of the upper part of the forehead from *a* to the point of ossification of the frontal bone.
- (*g*).—Breadth of the head at the organ of Order.
- (*h*).—Breadth of the head at the organ of Number.
- (*i*).—Breadth of the head at the organ of Constructiveness.
- (*j*).—Breadth of the head at the organ of Ideality.
- (*k*).—Breadth of the head at the organ of Secretiveness.

Napoleon's head before the ears is larger than either Coleridge's or Dr. Combe's. When we consider the large size of the head of Coleridge and of Dr. A. Combe, the former being $23\frac{1}{2}$ inches in the horizontal circumference at the base, and the latter $23\frac{1}{4}$ inches, we could not be wrong by inferring that the head of Napoleon would be equally large. The cast of his head along the medial line extends two inches behind the opening of the ear, and indicates that the backhead was proportionally large with the frontal region, in accordance with the male type. However, be this as it may, that Napoleon's head was large is quite certain; and that he had a massive intellectual organism, can admit of no doubt. The length of the forehead at the upper part is only three-tenths shorter than the lower part, whereas the difference in Coleridge in this respect is seven-tenths, and in Dr. Combe one-tenth. The analytical and mathematical organs of Napoleon are very large. His organs of Number, Constructiveness, and Ideality are only one-tenth each smaller than those of Coleridge, or the head of the former is only one-tenth narrower at the seats of these

organs than the latter, and Napoleon's organ of Ideality is two-tenths larger than Dr. Combe's. The narrowest part of Napoleon's head is at the seats of the organs of Number and Constructiveness ; but there is no depression at these parts. This will be clearly understood from the fact that the head, at the organ of Number, is six-tenths wider than at the organ of Order. Let people measure their own heads at the organs of Number and Constructiveness, and they will see that, by comparison, Napoleon's organs of these faculties are by no means small. Napoleon's organ of Secretiveness is large. His head at this part being the widest,—namely, 6·3 inches. The activity of this faculty, combined with his splendid mathematical and analytical talents, account for his strategetic skill. The coronal region is large. The cast of Napoleon's head, viewed from the front, indicates much more than ordinary vigour and mental acuteness, and when seen in profile, depth of penetration, and comprehensiveness of understanding, are markedly portrayed.

Let us now examine the frontal angle which Mr. Lewes, on the authority of M. Piesse, says was only 75° in the skull of Napoleon, and which, he advances as a geometrical proof, that his forehead, phrenologically speaking, was only mediocre. I remark first, that the preceding measurements, the correctness of which, can easily be tested by Mr. Lewes if he be so minded, irrefragably prove that the head of Napoleon, instead of being mediocre,

was considerably larger than the average European male head, and demonstrate the uselessness of Camper's angle as a measure of comparative intellectual capacity.

The following description of the frontal angle, with remarks on it by Blumenbach, is quoted from his "Anthropological Treatises" as translated and edited by T. Bendyshe, M.A., Fellow of King's College, Cambridge, 1865, pp. 235-6 :—

59. FACIAL LINE OF CAMPER.

"He imagined, on placing a skull in profile, two right lines intersecting each other. The first was to be a horizontal line drawn through the external auditory meatus and the bottom of the nostril. The second was to touch that part of the frontal bone above the nose, and then to be produced to the extreme alveolar limbus of the upper jaw. By the angle which the intersection of these two lines would make, this distinguished man thought that he could determine the difference of skulls as well in brute animals as in the different nations of mankind."

60. REMARKS UPON IT.

"But, if I am correct, this rule contains more than one error. *First*, what indeed is plain from those varieties of the racial face I was speaking of (s. 56), this universal facial line at the best

can only be adapted to those varieties of mankind which differ from each other in the direction of the jaws, but by no means to those who, in exactly the contrary way, are more remarkable for their lateral differences.

“*Secondly*, it very often happens that the skulls of the most different nations, who are separated, as they say, by the whole heaven from one another, have still one and the same direction of the facial line ; and, on the other hand, many skulls of one and the same race, agreeing entirely with a common disposition, have a facial line as different as possible. We can form but a poor opinion of skulls when seen in profile alone, unless at the same time account be taken by their breadth. Thus, as I now write, I have before me a pair of skulls,—viz., an Ethiopian of Congo, and a Lithuanian of Sarmatia. Both have almost exactly the same facial line ; yet their construction is as different as possible if you compare the narrow, and, as it were, keeled head of the Ethiopian with the square head of the Sarmatian. On the other hand I have two Ethiopian skulls in my possession differing in the most astonishing manner from each other as to their facial line, yet in both (if looked at in front, the narrow end, as it were, squeezed-up skulls) the compressed forehead, etc., sufficiently testify to their Ethiopian origin.

“*Thirdly*, and finally, Camper himself, in the plates appended to his work, has made such an arbitrary

and uncertain use of his two nominal lines, has so often varied the points of contact according to which he has drawn them, and upon which all their value and trustworthiness depend, as to make a tacit confession that he himself is uncertain, and hesitates in the application of them."

If any more proof is wanting of the uselessness of this angle for the purpose to which Mr. Lewes applies it, we have it in the fact that it was only 72° in Mr. George Combe, whose forehead no person will have the hardihood to say was mediocre; that it is 75° in Dr. Livingstone, as shown by a photograph of him by Mayall, and is 77° in Canon Kingsley, whose forehead is prodigious; and that it was 83° in the head of Dr. Pritchard, the Glasgow poisoner, whose forehead was comparatively small; by which it will be seen, that 75° is no proof of a mediocre forehead. The fact of Mr. Lewes citing 75° as a geometrical proof shows he has not paid sufficient attention to the subject to speak authoritatively on it. Much more might be advanced on this head, but I leave the facts already stated to speak for themselves.

M. Piesse is represented by Mr. Lewes as saying that the heads of Descartes, Voltaire, Raphael, Fiechi, Lacenare, Avril, as well as Napoleon's, were small. But after finding that M. Piesse has so misrepresented the case of Napoleon, I cannot confide in any statement of his that cannot be brought to the crucial test of matter-of-fact.

Mr. Lewes repeatedly states that the contradictory cases against the doctrines of phrenology are very numerous ; and that ordinary observation supplies sufficient evidence to upset the hypothesis. If this be so, it would have been easy for Mr. Lewes to point to a few notable examples in this country that could be tested ; but he has not done so. We are, therefore, left to surmise the reason of his non-reference to British cases. Was it that "the trouble was great and the motive insufficient for the task?"

Mr. Lewes reviews Gall's system at considerable length in "History of Philosophy," fourth edition, vol. ii., and pays him a high tribute for his contributions to science, and the immense service rendered to philosophy and psychology, and says :—

"He may be said to have definitely settled the dispute between the partisans of innate ideas and the partisans of sensationalism by establishing the connate tendencies, both affective and intellectual, which belong to the organic structure of man.—p. 417. . . . In his vision of psychology as a branch of biology, subject therefore to all biological laws, and to be pursued on biological methods, Gall may be said to have given the science its basis."—p. 423.

Mr. Lewes, however, takes exception to Gall's method of systematizing his discoveries, and strongly urges the non-verification of his hypothesis,—that is, that the cerebral hemispheres consist of a congeries of organs, each being the organ of a distinct mental faculty :—

“The convolutions of the brain, which Gall has mapped out into several distinct compartments, each compartment being the organ of a distinct faculty, are in reality not more distinct than several folds of a piece of velvet; and a little more reflection discloses the absurdity of supposing that one portion of this velvet could be endowed with different properties from every other portion, simply in virtue of its superficial position. The tissue of which the convolutions consist is the same throughout its folds.”—*Ibid*, p. 432.

This illustration looks somewhat formidable in point of argument at first sight, but on closer inspection its fallaciousness is seen to stand prominently out. If similarity of cerebral tissue is proof of oneness of function, it would be absurd to infer that the anterior and posterior lobes are differentiated. Yet this is the universal opinion. Medico-psychologists are agreed on the point of the anterior lobe of the brain being the seat of the intellect; in other words, both psychologists and medico-psychologists are *regional* phrenologists. But Gall has nowhere said, as Mr. Lewes leads his readers to infer, that the convolutions are different in function, simply in virtue of their superficial position, nor has any of his followers propounded such an absurdity. Nor did Gall map out the convolutions into distinct compartments as organs of distinct faculties. He has stated over and over again that he simply observed a general correspondence between particular prominences of persons' heads and their mental manifestations, and was led to infer that the cerebral masses immedi-

ately underlying such prominences have special functions, and that he investigated the structure of the brain in search of confirmation of this view, and saw, therein, nothing at variance with it, but much in corroboration thereof; nay, in fact, he thought he had obtained convincing evidence of there being such a relation. So far, then, from Gall having mapped the convolutions into distinct organs, he only observed and made known Nature's revelations. How far he succeeded in this laudable desire, time will reveal. In order that no mistake might be made regarding his observations and deductions, he has stated the facts and explained his procedure with great plainness and minuteness in his works; furthermore, he desires all who wish self-conviction to appeal to Nature, as "*there is no other irrefragable authority.*" Gall did not content himself with observing the connection between the form of the head and mental manifestation. He summoned pathology to his aid, and lost no opportunity of investigating the effects of disease of the brain on the operations of the mind, and of studying the connection between local cerebral lesion and specific mental aberration.

Mr. Lewes (p. 451) says:—

“The subject of the convolutions is one which might furnish an instructive chapter, did space permit, but I must content myself with affirming that the researches of anatomists have disproved every point advanced by Gall.”

I shall content myself, in reply to this affirmation, by pitting against it the researches in cerebral physiology of Dr. Ferrier, who has given considerable attention to this subject. The doctor, following the course struck out by Fritsch and Hitzig, to whom he gives the credit of being the first to demonstrate that the brain is not, as has been generally stated, insusceptible to every kind of irritation, has experimented on the exposed cerebral hemispheres of pigeons, fowls, guinea-pigs, rabbits, cats, dogs, and monkeys by Faradisation (electrical irritation), and succeeded in producing local irritation of various parts of the brain. His method is to narcotise the animal with chloroform and to extend it on a board with its abdomen downwards, secured by cords, so as to give the head and limbs free play, then to expose the brain by trephining, and to extend the orifice by bone forceps. The process of Faradising is next proceeded with. This is done by electrodes made of thin copper wire, doubled at the end, rather obtusely, or in a slightly rounded form, so as to avoid laceration of the parts to which they are applied. They are likewise covered by silk thread, excepting a small portion of the end, and the doctor applies them, about a quarter of an inch separate to the parts of the convolutions that he wishes to test as to whether or not they are different in function.

After much experimental research and repeated verification of the phenomena, Dr. Ferrier arrived

at the conclusion that the *individual convolutions are separate and distinct organs.*

Dr. Ferrier's researches irrefragably prove that Dr. Gall was on the right tract, and they verify his hypothesis, so far as they go,—namely, that the cerebral hemispheres are not homogenous in function, but are constituted of a number of distinct organs, having distinct functions. What will Mr. Lewes say after this? He surely will deem it advisable in the next edition of "History of Philosophy" to modify his views, and to eliminate the gratuitous affirmation "that the researches of anatomists have disproved every point advanced by Gall," in the same way as he found it necessary to rewrite many portions of the last edition, so as to bring them more in consonance with the spirit of the times.

Dr. Ferrier's experiments are valuable, and calculated to push on mental-physiological investigation; but his conclusions are not to go unchallenged. Already dissentient voices are being heard, both near and in the distance.

In a letter received July 25th, 1874, from Dr. W. A. F. Brown, Psychological Consultant, Crichton Royal Institution, and late Commissioner in Lunacy, referring to this subject, he says:—

"Dr. Ferrier's experiments, if they show anything, prove that the grey matter is connected with the motor expression of irritation,—or, what phrenologists believe to be more likely, that the electrical irritation *conducted* merely through

the grey matter, acted upon the white matter generally, or upon the *corpora striata* in particular, thus producing the phenomena described."

M. Carville and M. Dupuy, of Paris, have both shown, by different methods, that weak induced currents are capable of diffusion to a distance in the cerebral substance; and they account for the movements produced by Faradisation to excitement of parts at a distance from those to which the electrodes are applied. Dr. Brown-Sequard, of New York, also holds the same opinion.

Dr. Ferrier, however, it is almost needless to say, disputes that the motor effects were produced either by weak diffused currents, or by direct electrical stimulation of the motor nerves; and the following facts may be cited in support of this opinion:— (1), That Faradising the cortical substance of the cerebrum increased the circulation in it to a preternatural flow, or an hyperæmic condition; and that the motor effects were strongest when the hyperæmia was greatest; and further, the hyperæmia seemed to increase in a ratio with the increased distance between the electrodes, or the farther they were applied apart on the convolutions; and (2), that no motor effect was produced by Faradising the cerebral medullary substance.

These facts show that the electrical current either did not pass through the grey matter to the white, as supposed, or that the white matter is not susceptible to electrical stimulation disconnected

from the grey; but the former view appears the more rational.

Whether or not Dr. Ferrier's conclusion regarding the excitability of the grey matter be correct, his experiments show differentiation of function, inasmuch as very different effects were produced by the application of the electrodes on different points of the convolutions. For, supposing the electrical current did not act directly on the grey matter, but passed on to the white, the various fibres of this substance must have different connections, in order to effect such diverse movements as described and attested by numerous scientific witnesses.

In awarding to Dr. Ferrier the praise he merits, we must be careful not to detract from what is due to his predecessors, who have traversed the same field of inquiry by different routes, and who demonstrated the differentiation of function of the hemispheric ganglion many years ago. He has a vast territory to explore before he overtakes some of them. The utmost he has accomplished is the mapping out of a few motor centres. The centres, the functions of which are to give expression to the phenomena of thought, have eluded his search, and I am inclined to think they will continue irresponsive to Faradisation. "How shall we," asks the *Scotsman*, "by such means fathom the intellectual and moral life of man? How shall we by such crude experiments make manifest the existence of an intellect that is capable of tracing the action of

gravitation throughout the boundless regions of space ; or trace the cause or origin of those moral feelings which make up so much of the sweet and bitter of human life."

The small amount of evidence that serves some persons to prop up particular theories is remarkable. Dr. Ferrier having produced movements of the eyes of animals by Faradising the cerebellum, and failing to produce any amative symptoms, the conclusion that it has no connection with the generative instinct is come to forthwith.*

The mass of evidence, both positive and negative, produced by Gall ("Functions of the Cerebellum"), showing a general concomitance between the disposition to functional action of the amative propensity and the size of the cerebellum is ignored, and the doctrine that it is the centre of the instinct of generation is pronounced untenable.

When the emotions and the intellect of man are found susceptible to being evolved by Faradisation, and the cerebellum has been thoroughly explored by the same means without evoking any manifestation of sexual love, then we may reasonably doubt the phrenological doctrine regarding its functions ; but, until this is accomplished, and so long as Gall's evidence remains intact, we shall be justified in following his teaching on the subject.

At the time Dr. Ferrier's researches in cerebral physiology were made known, some newspaper cor-

* Mental Physiology.

respondents predicted, with a jubilant air, that his discoveries would not be comforting to phrenologists! Why not? Was the wish the parent of this prediction? Are phrenologists so wedded to their belief as to bolster it up at the expense of truth? I answer for myself, and declare my readiness to give up any,—nay, every position held by phrenologists, as soon as convincing proof against them shall be produced; and, moreover, should, as a lover of truth, hail the event with joyous acclamations; and, I believe, phrenologists generally would join in the chorus.

Referring to Dr. Ferrier's experiments, Dr. Carpenter says:—

“We have to enquire how far these experimental results justify the belief that there is any such localization of strictly *mental* states, as there is of the centres for the expressing of those states in movement. And, as to this, it must be confessed that we are still very much in the dark. . . . Although there would seem strong ground for the belief that the memory of particular classes of ideas *may* be thus localized, . . . and that particular parts of the convolutions may be special centres of the classes of perceptual ideas that are automatically called up by sense-impressions.”—*Mental Physiology* (Appendix), p. 721.

These are notable facts. They conclusively point out the transitional state which is taking place in the minds of medico-psychologists regarding the cerebral functions.

Dr. Ecker, Professor of Anatomy and Compara-

tive Anatomy in the University of Freiburg, Baden, begins the introduction to his work on "The Anatomy of the Human Brain," by the following noteworthy passage, which, although it has no direct bearing on Ferrier's researches, is sufficiently significant of the signs of the times, as to justify its reproduction here :—

"That the cortex of the cerebrum, the undoubted material substratum of our mental operations, is not a single organ, which is brought into play as a whole in the exercise of each and every psychical function, but consists rather of a multitude of mental organs, each of which is subservient to certain intellectual processes, is a conviction which forces itself upon us almost with the necessity of a claim of reason. The hypothesis set up in opposition to it, of a single organ for the carrying out of the multiplicity of psychical functions, would present about an equivalent point of view to that of 'vital force,' which has received its *coup de grâce*. If, however, as we conceive to be an undoubted fact, certain portions of the cortex of the cerebrum subserve certain intellectual processes, the possibility is at once conceded that we shall some day arrive at a complete organography of the surface of the brain—a science of the localization of the psychical functions."

What, I again ask, will Mr. Lewes say of this?

Since Dr. Ferrier's experiments on the animals previously referred to, he has experimented on monkeys, and produced, according to Dr Carpenter, far more remarkable results, which are of a more distinctly expressive character. But he seems to have discovered boundary lines, beyond which he is unable to pass. This has only now caught my

eye in turning over the pages of "Mental Physiology."

It appears that in those animals which have the middle lobes of the brain fully developed, such as the cat and dog, "stimulation of the posterior portions of these lobes produces no respondent movement." This is the case also in the monkey; but not only so, "*the whole of the posterior lobe is similarly irresponsive*, as is also that *front* portion of the *anterior* lobes," which in all the higher mammalia, as in man, is shown by that forward as well as lateral development, which markedly distinguishes it from the corresponding part of the cerebrum of the rabbit. "What," significantly remarks Dr. Carpenter, "may be the special functions of these parts we can scarcely do more than guess at." Guess at! Are there no other means of arriving at the meaning of these significant facts than guessing, doctor? Did not Gall interpret some of Nature's meanings without Faradisation,—meanings that were called absurdities, and held to be such. But now there is obviously a shaking amongst the dry-bones of unbelief. Why not give Gall's method as patient, impartial, and persistent a trial as has been given to Broca's theory of aphasia, and to Ferrier's researches? Were this course pursued, there would, I fancy, be no need of guessing: a more satisfactory result would, in all probability, follow. Try it.

Why Dr. Carpenter should substitute guessing for legitimate enquiry is best known to himself;

but this method of disposing of a subject which, from its importance demands careful investigation, is what we should not have anticipated of a person so accustomed to scientific research as he is, and who has for many years been an accepted authority on the subjects on which he treats. But he has, in this instance, at least, stepped out of the legitimate tract of exact science, and gone into the path of questionable hypothesis! and "guesses" that the functions of the non-responsive cerebral parts to Faradisation are instruments of purely intellectual operations; from which we infer that thought sets at nought Faradaic-evocation. He proceeds to say:—

"But the negative fact just stated may be considered as a decided confirmation of the conclusion arrived at by the writer twenty-seven years ago, on the basis of comparative Anatomy and Embryology, that the *posterior* lobes of the cerebrum are the instruments, *not* (as maintained by phrenologists) of those passions and propensities which man shares with the lower animals, but of attributes peculiar to man, which we fairly may suppose to consist in such mental operations of a purely intellectual character as do not express themselves in bodily action."—*Mental Physiology*, pp. 714, 15.

According to this view, the posterior and lateral portions of the middle lobes, as well as the whole of the posterior lobes, are centres or organs of the intellect. Now the brains of idiots, in general, are remarkable for the largeness of these parts and the smallness of the anterior lobes; and those persons

who are marked for intellectual power, are equally noted for the extraordinary size of the anterior lobes—as a general rule. These facts are so well known, and the concomitance of unusual size with uncommon manifestation of talent are so easily distinguished and capable of verification as not to demand further remark. What gave rise to this peculiar guess of Dr. Carpenter I cannot divine, but the fact seems to me to verify his remarks on the influence of beliefs on the will.

“‘That we easily believe what we wish,’ is a proverb which experience shows to be so often true, that science is called on to give the rationale of the fact.”—*Ibid*, p. 339.

I shall not attribute to Dr. Carpenter the state of mind which the preceding lines of the paragraph just quoted specify. However, the fact is worth recording :—

“As soon, however, as *any other motive* than the desire to arrive at the truth enters into the formation of our beliefs, the will comes to have a far more powerful influence.”

Notwithstanding the evidence disproving that the posterior cerebral lobes are centres of purely intellectual operations is massive and irrefragable, there is a way in which an important influence is exerted through them, or by means of them, over the intellect according to Phrenology, namely,—by concentrating the attention, by promoting a persistency of effort, self-reliance, self-respect, dignity of bearing, laudable ambition and self-control. Again, had Dr.

Carpenter paid as much attention to the study of pathognomy as he has to anatomy and physiology, he would not have fallen into the error of saying that the posterior lobes are the instruments of attributes that do not express themselves in bodily action ; for pride, vanity, firmness, and fear, express themselves in a very marked manner, the meaning of which, infants and animals soon learn to interpret ; and a correspondence between the development of the posterior lobes and the expression of these emotions is so palpable and so common as to be a subject of daily observation, that any person of ordinary intelligence and discrimination, whose mind is not barred by bias and preconceived opinions, may soon make himself acquainted with.

Dr. B—— suggests the advisability of my noting the slender evidence upon which physiologists rest their beliefs, and found theories on specific cerebral functions, a suggestion with which I concur ; but not wishing to unduly enlarge on the subject, I shall merely note a few facts regarding the theories advanced on the cerebral organs of articulate language and the bases on which they rest.

Schroeder Van der Kolk, put forth the theory that “the functional centre of articulate sounds is the medulla oblongata.” Bouilland’s theory is that this organ is situated in the anterior lobes ; and that, while he admits that speech may exist with one frontal lobe destroyed, or seriously damaged, articu-

late language becomes impossible. Dr. Dax assigns this function to the left hemisphere without limiting it to any part of it; whilst Professor Broca limits it to the posterior portion of the third frontal convolution of the left hemisphere.

Now, with Dr. Bateman's exhaustive work "On Aphasia" before me, and an excellent paper "On Impairment of Language," by Dr. W. A. F. Brown, I have abundance of material for exposing the meagre evidence these theories are based on; but I can only find room for the following extracts. Dr. Bateman says:—

"An impartial sifting of the mass of evidence I have accumulated has led me to the following conclusions:—

"That although something may be said in favour of each of the popular theories of the localisation of speech, still, so many exceptions to each of them have been recorded, that they will none of them bear the test of a disinterested and impartial scrutiny."—*On Aphasia*, p. 178.

Dr. Brown, in his letter to me, July 27th, 1874, says:—

"I think that, in alluding to Broca, and the numerous pathologists who have adopted his views, it is imperative to expose the very slender and unphysiological evidence with which this class of inquirers is satisfied. They conceive that, by detecting structural alteration in a particular portion of convolution in *one hemisphere* when aphasia is present, the connection of this region with the power of articulate speech is established. Now, no phrenologist, the most enthusiastic or the most rash, would have ventured to rest upon such a basis, unless the presumed connection had been otherwise demonstrated either by the correspondence of size with in-

tensity of function, or by the existence of disease in similar convolutions in both hemispheres."

Let us, now, after this apparently lengthy digression, again turn our attention to a consideration of Mr. Lewes's charges against Gall's procedure.

In "History of Philosophy," p. 447, Mr. Lewes represents phrenology as resting on four positions :—(1) "That the grey matter of the convolutions is the organic substance of all psychical actions. (2) That no other part of the nervous system has any essential connection with the mind. (3) That each distinct faculty has its distinct organ. (4) That each organ is a limited area of grey matter;" and then goes on to say, that "only one of his (Gall's) four positions can be accepted as true." Whatever may be the basis of these positions, it is not an evidential basis. Mr. Lewes does not only do Gall an injustice by propounding such fanciful positions as the basis of phrenology, but he does himself an injustice also, for no one knows better than he, that they are at variance with phrenological doctrine.

Gall asks, "How far does truth bear us out in saying, that the organs of the soul are situated on the surface of the brain?" "Functions of the Brain," vol. iii, p. 2. This question taken from the context might give a pretext to an unfair critic for alleging that the author advocates the absurd doctrine of each organ being a limited area of grey matter;

but such criticism would be unjustifiable, and more especially in the present case, for the author explains his positions with unmistakeable preciseness, beginning by a recital of well-known laws of nature, of which a summary is here given. (1) That the disposition of a large and healthy organ to functional action is greater than a smaller one, other conditions being equal. (2) The nerves are bundles of fibres which are spread out on the parts they are designed to serve—for example, the olfactory nerve is spread out upon the pituitary membrane of the nose; the nerve of taste terminates in minute branches on the tongue; the expansion of the optic nerve forms the retina. (3) The outspread fibres of a thick nerve cover a larger area than a thin one. (4) The size of a nerve may be inferred from its terminal expansion on the area of its ramifications. (5) Nature follows precisely the same law in the brain. The different cerebral parts arise and increase in different places; they form larger or smaller fibrous bundles, which terminate in ramifications. All these ramifications of the different fibrous bundles, when re-united, form the hemispheres of the brain, such as Nature has placed them in their folded state in the cranium. The ramifications of the olfactory nerve forms analogous folds in the alve of the nose.

A small nervous bundle can form only a small ramification, and consequently but minute folds, and but one or more small convolutions. A considerable nervous bundle, on the contrary, forms an

extensive and thick ramification, and, consequently, folds and convolutions of much greater volume.

Thus, then, although all the integral parts of any one cerebral organ, from their origin to their termination, are not situated on the surface of the brain, nevertheless, we can deduce from the size of the fold, or convolutions, positive inferences as to the volume of the whole organ. The longer, deeper, and broader the convolutions are, the more space do they occupy, and the more are they elevated above those that are shorter, narrower, and more superficial; so that a brain, the integral parts of which have acquired an unequal development, exhibits on its surface depressions, level parts, and eminences.

Mr. Lewes charges phrenologists with having "presented a rude sketch as a perfect science." —*ibid*, p. 430. How does that comport with this? "I do not conceive that phrenology has reached perfection now, nor do I hope that its application, even when perfect, will always be without error." "Phrenology in connection with Physiology," part i. p. 9, 1826); and Dr. Vimont, Mr. Combe, and the Fowlers say the same in substance, and so does every phrenologist of note. More errors of Mr. Lewes might be appointed out, but enough for the present.

Are phrenologists justified, in the present state of

knowledge of the structure and functions of the brain, in assigning to each mental faculty a particular portion of the brain as its special organ? Dr. Gall thought he was, and recent researches justify his conclusion. But whether it was politic to speak of such relationship as an ascertained fact is, perhaps, questionable. The conception was fruitfully suggestive; but had he remained content by propounding it as a highly probable theory, and only spoken positively of indications of special talents, emotions, aptitudes, and tendencies, and omitted for the time being treating of organ and faculty, a deal of adverse criticism would have been avoided, and although phrenology has made rapid strides, it would probably have run a much easier course and a more successful race. Even now, this course is advisable, for, it would appear, that we are on the eve of a revolution in cerebral physiology; and it is barely possible, that the phrenological map may have to be modified, notwithstanding that no substantial reason for such a modification has yet been adduced.

Gall revolutionised the method of dissecting the brain; and his hypothesis that the cerebral hemispheres are not homogeneous in function is now a demonstrated fact. Time has proved it one of those "luminous hypothesis which greatly enriches science." He therefore might have rested satisfied with making it known, and patiently awaited the results of scientific research for its verification.

Medico-psychologists are alive to the importance of ascertaining the functions of the brain. Professor Broca twelve years ago gave an impetus to this inquiry in his researches in aphasia. He concluded that the organ of articulate language is situated in the posterior part of the third frontal convolution of the left cerebral hemisphere. Since then a large number of brains have been examined by anatomists and pathologists, who have called into requisition all the appliances at the command of science to test the accuracy of Broca's observations and inductions.

Phrenologists have always courted investigation, and wished to have their principles put to the crucial test of fact, notwithstanding they may, in their ardour, have manifested impatience, and inferentially overstepped the march of science in cerebral physiology.

Those who speak of phrenology as the physiology of the brain may be right, nevertheless this is not in accord with the general opinion. Whether or not it will ever bear the crucial test of science, lies hid in the future. The knife has failed to reveal what observation and induction have discovered in other departments, and probably will do so again in this case, but we must await the revealments of time. Truth must continue our motto. Striving for victory at any price has dwarfed the growth of many truths, stultified many useful improvements, and strangled others at their birth.

We are greatly indebted to scepticism and conservatism, notwithstanding they often appear to retard the progress of truth. Conservatism is to radicalism what a drag is to a vehicle; and while the sceptic checks the precipitate movements of the over-credulous and incautious, the radical goads on the slow-paced adherent to antiquated things, principles and notions; and all in turn receive a shock in the encounter, and thus act and re-act beneficially on each other, and on the ultimate well-being of the community. Once let us fully realise this grand fact, and we shall be inclined to judge more leniently of those who are not at one with us in thought.

Mr. Lewes, in his capacity of historian, specifies the doctrine of phrenology as it was conceived in 1802. We are told on the authority of Lélut that at this time Gall had fixed upon twenty-four organs as representing original faculties; that he gave to M. Charles Villiers a plate which represents a skull with these four-and-twenty organs marked on it; that he afterwards gave four of them up, and changed the localities of the rest, so that scarcely one of them occupies its original place. Mr. Lewes then goes on to say:—

“Phrenologists should give prominence to this fact. They are bound not to pass it over. For Gall had been twenty years collecting facts of correspondence between external

configuration and peculiarities of character ; and had controlled these observations by repeated verifications."

He then asks the pertinent question :—

" If Gall could be deceived after twenty years of observation of facts, which, according to his statement, are very easily observed, because very obvious in their characters, why may he not have been equally deceived in subsequent observations?"

Now, the revelancy and force of this question cannot be denied on the assumed facts ; and, having had my attention directed by some reviewers of " Phrenology and How to Use it," to this portion of phrenological history, and, not without some show of reason, I have given the subject considerable attention. I have just finished reading again the history of the discovery of every organ of Gall as narrated by himself, and his description of their localities, and having made other inquiries which seemed to me necessary for the purpose of testing the verity of Mr. Lewes's narrative, the conclusion at which I have arrived, after careful consideration, is, that the narrative is baseless ; and that the evidence clearly proves, that Mr. Lewes had not taken the trouble which he was bound to do, as an impartial historian, before citing such statements as facts for the settlement of such an important issue. Mr. Lewes's authority is Lélut, and Lélut is said to have got his information from a letter said to have been written to Cuvier by M. Charles Villiers. This letter, then, is the basis of Mr. Lewes's so-called facts, but he acknowledges not having seen it ; yet

he gives it all the weight and authority of ascertained truth.

Every person who is acquainted with phrenological history knows that the first observations of Gall were the concomitance between the prominence and depression of the eyes and the memory of words and articulate language ; and they also know, that the signs of these qualities remain the same as they were originally in the phrenological map, so it is with regard to Firmness, Combativeness, Adhesiveness, Love of Young and the Sexes, and in fact the entire list. That Gall may have seen reason to modify some of his earlier views regarding the outward sign of a faculty is only what might be expected, but there is not a tittle of evidence to prove that he after 1802 altered the localities as he is said to have done. Had he done so, we have reason for believing from his candour and explicitness that he would not have suppressed the fact. Spurzheim and Gall were not on the best terms of friendship for some time after 1813, yet Spurzheim never alludes to Gall having altered the seats of the organs, nor does he take the credit of doing so himself, or of assisting in doing so, notwithstanding that if such alteration had been made, he would have known it, for he was associated with Gall, first as pupil and anatomical dissector, and afterwards as joint partner from 1800 to 1813. Spurzheim was no way backward in asserting his claims, and he takes pains to specify in his own publications the part of the work

he performed in the joint productions of Gall and himself on the anatomy of the brain and nervous system, with an atlas of 100 plates ; and, further, had Spurzheim designedly refrained from alluding to this assumed alteration in his publications, it is more than probable that he would have referred to such a notable fact to Combe and others privately. Again, several of Gall's admirers were jealous of Spurzheim eclipsing the glory of Gall, by certain phrenologists attributing to him honours what in justice belonged to his master ; and notably so, Dr. Elliotson, who vigorously supported Gall's claims, and in a style of partisanship that provoked controversy which would doubtlessly have caused the subject under consideration to crop up if it had been true ; but it did not, which is presumptive evidence that no foundation for it existed.

After proceeding thus far, and being still wishful to probe the canker to the bottom, I went to Edinburgh and spent upwards of a week in the Phrenological Museum, examining every thing in it that is calculated to throw light on the subject, and the result confirmed my opinion that the charge is not founded in fact.

Should any person who, having drank at the fountain of Lewes, still be labouring under the effects of the draught, and feel the need of an antidote, it would be well for him to repair to the Edinburgh Phrenological Museum, and to impartially and diligently investigate the evidence stored there.

However, it is only just to remark, that this evidence is somewhat puzzling, inasmuch as the localities of the organs are indicated by different numbers by Spurzheim from what they are by Gall, and not only so, but a different order of numbering was adopted by them at various periods as they progressed in their discoveries. But this is not all: several of the numbers of the organs in the plates, representing the brain and crania in the Atlas published in connection with the joint work of Gall and Spurzheim ("The Anatomy and Physiology of the Nervous System in General") are at variance with the descriptive text. Plates 98, 99, and 100 (the last in the Atlas) represent side, back, and front views of a skull, having all the organs discovered by Gall marked on them in the exact situations as described in the text; but unfortunately twelve organs in all the preceding plates are incorrectly numbered according to the text.

The two separate numbers that immediately follow the names of the subsequent organs in the table represent the discrepancies just named. The first number points out the locality of the organ to which it is attached, as described in the text, and the second number is engraved on the plates, instead of it; but both, it will be observed, refer to the same locality, and not to any change that has been made, as some persons might erroneously suppose. Errors of this kind, however, tend to confuse, if not to mislead, casual observers; but to make them the foun-

dation of such a charge as Mr. Lewes alleges against Gall, is reckless and culpable.

The Organs.	According to Text.	According to Plates.	The Organs.	According to Text.	According to Plates.
Combativeness ..	4	5	Colour.....	16	20
Destructiveness ...	5	6	Comparison ...	20	24
Acquisitiveness ...	7	9	Benevolence ...	24	26*
Constructiveness	19	8	Veneration	26	27
Self-Esteem	8	12	Firmness.....	27	13
Approbateness	9	11	Educability† ...	11	21
Number	18	19			

These blunders must be attributed to Spurzheim, for in p. 14 of his "Anatomy," he claims the credit of having superintended the drawing and engraving of the plates, and of writing the description of them.

Mistakes of this kind are, as I have said, puzzling to the student; but it would appear that in the present case, they have not as yet done much harm, and for the simple reason, that they were unknown previous to my investigations, or at least before I caused inquiries to be made respecting Mr. Lewes's charges. Notwithstanding, it is barely possible that

* In some plates 14.

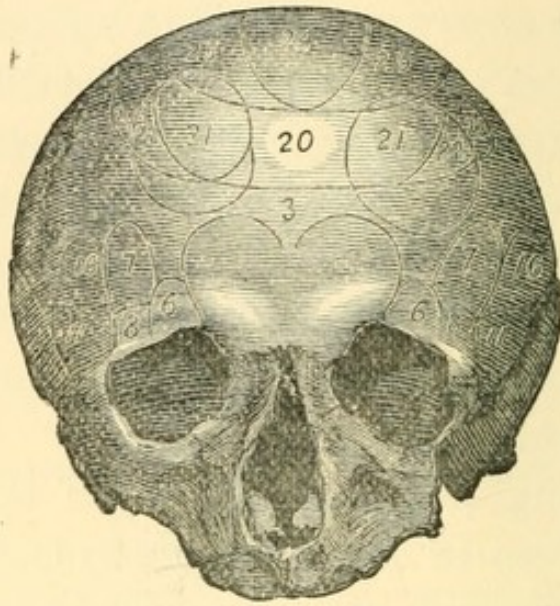
† This organ was divided into two by Spurzheim,—the lower portion called Individuality and the upper portion Eventuality.

this conflict of numbers has, to some extent, given rise to the erroneous charges attributed to Gall of having changed the phrenological topography almost entirely, since 1802. But it surpasses my comprehension how any impartial anatomist could fall into such an error, from an investigation of Gall and Spurzheim's "Anatomy and Physiology of the Nervous System," seeing that the localities of the organs are minutely described in the text in accordance with anatomical nomenclature; much less such experts as Lélut, Pierce, and Lewes, and they were bound in honour by the gravity of the subject to have examined it minutely.

The drawing and marking of the skull said to have been given to M. C. Villiers by Gall, may have been misinterpreted, but his published works should have been honestly appealed to as commentaries for elucidating the obscurity hovering round the conflicting testimony, if conflict there be, between the said skull and its rough markings, and the more elaborate and minute descriptions of Gall.

Engravings 5, 6 and 7 are accurate representations of a calvarium which is in the Edinburgh Phrenological Museum, photographed and engraved to a scale of one-fourth the natural size. This calvarium is valuable as showing the state of phrenological topography in 1806 or 1807, by which, it will be seen, that the localities of the organs are the same now as they were at that time, although the numbers indi-

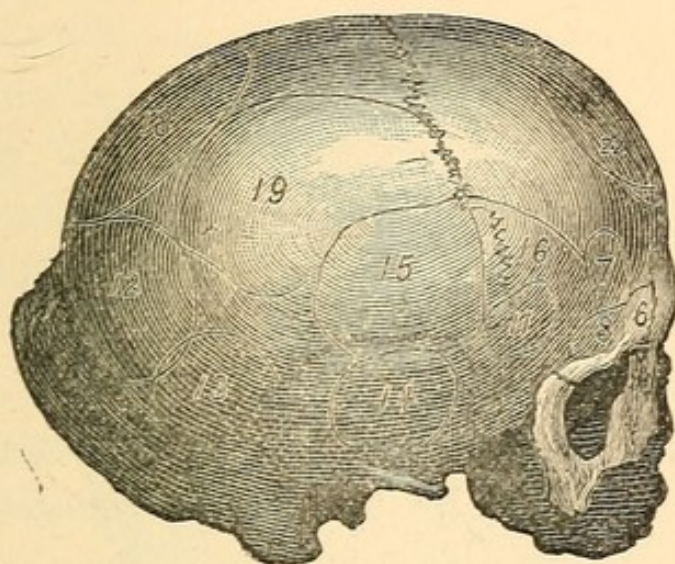
cating their situations are very different. This being the case, and supposing for argument's sake, that Gall did abandon four organs, as representing original faculties, and so altered the remaining twenty,



No. 5.

that scarcely one remains in its original place,—I say, supposing this were true, these acts must have been performed between 1802 and 1806 or 1807, which, to say the least of it, is very improbable. Gall was not a likely person to make such rapid changes; to feel himself justified in so short a period in pulling down the fabric that had taken him twenty years to build up, at an enormous expenditure of brain force and money. No, no, he was not such a careless architect, nor was he so reckless of his prestige as to build it on a sand-drift of dubious theories, instead of on the rock of inductive certitude.

The subjoined notice of the calvarium just alluded to, is extracted from Mr. G. Combe's "Notes on the United states of America during a Phrenological Visit," in 1838-40, vol. i. pp. 304, 305:—



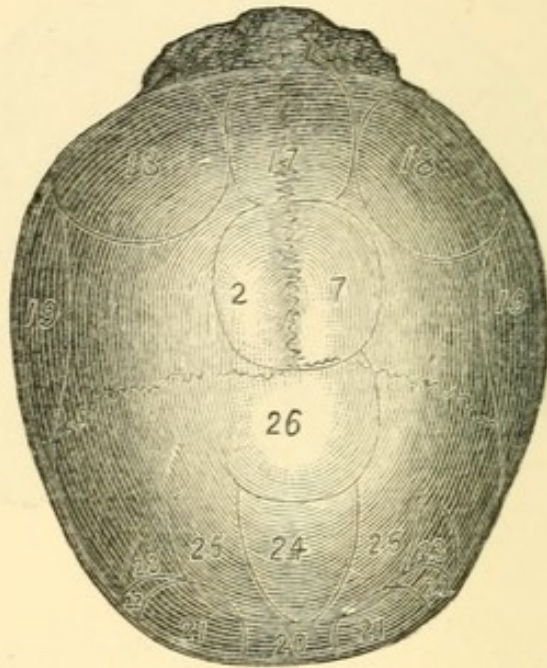
No. 6.

“January 4th, 1839.

“Mr. Nicholas Biddle, Manager of the United States' Bank, called and informed me that he had attended a course of lectures by Dr. Gall, at Carlsruhe, in Germany, in 1806 or 1807, and he presented to me a skull which Dr. Spurzheim had marked for him shewing the situation of the organs as then discovered, and which had remained in his possession ever since. This relic possesses historical value. It has been often asserted that Gall *invented* his physiology of the brain, and did not discover it.

“When I was in Germany in 1837, I saw a collection of books describing the science at different stages of its progress, and also skulls marked at different times; all proving that the organs were discovered in succession as narrated by Drs. Gall and Spurzheim. This skull which records the state of the science in 1806 or 7, presents blank spaces where the or-

gans of Hope, Conscientiousness, Individuality, Concentrativeness, Form, Size, and Weight, are now marked, these having at the time been unascertained. Farther, the local situations, and also the functions of the organs then marked by Dr. Gall as ascertained, continue unchanged in the marked skulls of the present day."



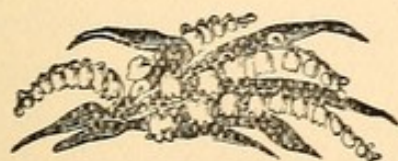
No. 7.

Another objection brought against phrenology is, that it leads to fatalism, and its doctrines are antagonistic to Christianity. This is an old objection, and although it is successfully combated by Gall, Spurzheim, Combe, and others in their works, it still endures the ravages of time, and often appears on the stage with all the vigour and boldness of youth. However, it is more formidable in tenacity of life than potent in argument, and is the least tenable of all the objections. If it has any force, it applies equally to every system of mental science, for they

all have a physical basis, and the body and mind are mutually dependent on each other.

“Phrenologists teach,” say some persons, “that man must necessarily act in a certain manner in accordance with his cerebral development.” I reply, that phrenologists do no such thing. What they say is this, It has been found by multiplied observations, made on almost all classes of people, under very various conditions, by intelligent and trustworthy inquirers, capable of forming correct judgments, that there is a general correspondence between particular forms of head and certain specified mental tendencies and talents; and they believe themselves capable of inferring the natural inclinations of persons from the forms of their heads with a tolerable degree of exactness, and, likewise, what any person *may* become under suitable conditions; but,—and mark this well,—*not what he will become.*

Those who desire to see this objection completely disposed of are referred to the above authors; and my brochure on the “Characteristics of the Rev. C. H. Spurgeon.”





CHAPTER II.

EXPOSITION OF THE WILL.

THE fact of no local habitation being assigned to the Will in the phrenological map, is advanced as an argument against the completeness of the system. On this I would remark, that Gall did not consider the Will a single faculty having a special organ.

“Ce n'est point l'impulsion resultant de l'activité d'un seul organe, ou comme disent les auteurs, le sentiment du desir, qui constitue la volonté. Afin que l'homme ne se borne pas à desirer, pour qu'il veuille, il faut le concours de l'action de plusieurs facultés intellectuelles supérieures ; il faut que les motifs soient pesés, comparés, et jugés. La decision resultant de cette operation s'appelle la *Volonté*.”—*Fonctions de Cerveau*, par F. F. Gall, tom vi. p. 428. (1825.)

[TRANSLATION.]

“Will is not an impulse resulting from the activity of a single organ, or, according to certain authors, the feeling of desire. In order that a man may not limit himself to wishing in order that he may will, the concurrent activity of several of the higher intellectual faculties is necessary ; motives must be weighed, compared, and judged. The decision resulting from this operation is called *Will*.”

The operations of the Will, and its influence, mentally and physically, on the workings of the mind, and its outward manifestations; the influence of motives on the Will, as well as the various emotions and intellectual proclivities and their causes, present a varied and an extensive field of inquiry far exceeding the limits of this work. Seeing, then, that we cannot traverse this field, let us take a view of it from the most convenient standpoint we can command, and endeavour to ascertain whether or not Gall's conclusion be correct.

No purely voluntary action can take place without the Will, hence the terms Volition and Will are used synonymously. The term Will is also used as expressive of a resolve, a decision to do something, or perform some act on a future occasion. It is likewise made use of in a compound sense, designative of traits of character, such as disobedience,—as a self-willed child; determined persistence,—as a wilful, headstrong man; definitiveness of aim and oneness of purpose,—as a strong-willed person; deficiency in constancy of pursuit, or unsteadiness of will,—as a person of a versatile mind, who shows a vacillating, changeable disposition, and sticks to nothing long, like a butterfly flitting from flower to flower, and tasting a little of the sweetness of each, but exhausting none. Such a person is said to be weak-willed; and those persons who manifest indecision of character, and are simply led by others, are represented as possessing no will of their own.

These varied uses of the term will tend to bewilder the minds of persons who have not studied the nature of Will proper ; consequently, whilst every one speaks of the Will, comparatively few have a right conception of it.

1. What, then, is the Will, and what are its powers?
2. Is it a faculty of the mind, possessing a special cerebral centre, and being subject to the same laws as other centres ?
3. Is it an independent, self-controlling property, or entity possessing the power of dominating over the mind, and of acting with perfect freedom ? or is its freedom limited by circumstances over which it can exert no control ?
4. Is it a distinct faculty ? or is the term Will merely expressive of voluntary action and control, as resulting from certain antecedent mental operations that are determined by sense-impressions, and the perceptions, and ideas, and desires that are produced in the mind by these impressions ? in other words, do the mental phenomena that we attribute to the Will result from our whole mental life ?

The subsequent remarks and examples of the operations of the Will, crude and ill-digested as they are, will assist the student in solving these questions, and may stimulate him to thoughtful inquiry, and direct his attention to the standard authorities in psychology for fuller information. I simply aim at a popular exposition from a phrenological point

of view, believing this method will be the most useful to my class of readers.

Let us inquire what are some of the primitive manifestations of the Will in the brute, of which the dog will serve as a sufficient example ; and note a few of the earlier operations of the Will in man as observed in childhood, and its development towards maturity.

A dog, feeling the pinch of hunger, seizes hold of and devours a pullet, for which he gets severely whipped. Hunger, on a future occasion, gnaws at his stomach, and observing some defenceless pullets, he longs for one, but remembering his punishment for his former misdeed, he restrains himself. What is the cause of the change in the animal's conduct? It is clearly the fear of punishment,—supposing his sense of hunger to be as acute in the latter case as it was in the former. Here we see the effects of two opposing forces : hunger and fear contend for mastery, but the latter comes off victor, and determines the dog's choice and his action,—in other words, determines his Will. At another time his dinner is put down to him when he is resting. The flavour of the meal arousing his consciousness, he rises and looks at it for a while, then resting on his haunches, takes another look, and finally lies down again without touching the food. Here, again, we observe two forces have been contending : a desire to eat and a desire to rest, in which the latter gained the ascendancy, and the Will acted accordingly.

I owned a dog of the Newfoundland and retriever breed, and I was much interested in observing the operations of his mind. He was very fond of bathing, and often spent a whole day in this indulgence. Through knowing his habits, and by studying his expression, I could perceive by its indications when he proposed going to bathe ; and I often succeeded in thwarting his intention, and at other times in drawing him from his favourite pursuit. " Albert," I would say sometimes, " I see you are going to bathe ; now, the dinner will be ready at one o'clock, and if you do not return at that time, you will not get any." He would look me in the face, and giving unmistakeable signs that I was understood, would steal slyly off ; but notwithstanding, I do not recollect of having talked to him to this effect in vain. It was frequently remarked by myself and other members of the family when the cloth was being laid, that " Albert would turn up just now," for he usually, under the circumstances, came at the appointed time. I fancy I see him now standing with his forepaws on the window sill, at the outside looking into the dining-room, notifying his return, and asking for admission. The thought of his dinner had determined his Will from either not going to bathe, or not indulging in this luxury so long as he was wont to do.

An analysis of these examples of the operations of the dog's Will, shows that the initiative in the first case was the impulse of hunger ; that in the second

case, hunger was restrained by fear, and this was excited by experience or the recollection of punishment; then judgment decided not to incur the like again; and the Will carried out its decision. In the third example, the opposing motives were so poised for a time as to cause indecision, until the desire for rest turned the scale, and the Will acting in accordance therewith, caused the animal to lie down. The last case shows a higher manifestation of mind, a more complex operation of the knowing faculties, of memory, experience, and trust: the evidence presented to the judgment being greater and more complicated for the guidance of the Will, and all the examples show that the dog's Will was not a self-determining power, but the resultant of feeling, memory, and experience, or that these were the remote causes, and judgment the proximate cause, of the resultant actions,—the Will being simply the executor of the judgment, the liberator of the nerve force which set the voluntary organs in motion for the accomplishment of a definite purpose; much in the same way as an engine driver opens the valves of the engine, and liberates the steam pressing against them, so as to allow it to flow into the cylinder, and sets the engine in motion for a specific end.

If the dog were endowed with a moral nature, so as to feel a lively sense of responsibility for his actions, and that doing right were essential to his personal happiness as well as that of his species, and

wrong doing entailed misery, other motives arising out of this sense would be laid before the judgment in deciding upon courses of action involving the moral sense of right and wrong, and greater deliberation would be necessary. But if the animal were not fitted with a higher endowment of intellect to acquire information, and to judge of evidence commensurate with the moral sense, he would be in a worse position than he now is. His Will would be less self-determining and controlling; inasmuch as the desire to do right, and the fear of doing wrong, would trammel and weaken the judgment, and consequently the power of the Will.

By attentively studying the operations of the human Will, from the first dawning of intellect to maturity and old age, we find that it is governed by similar laws as those of the brutes', with this important difference, that man is endowed with a moral nature, and an intellect in keeping therewith, consequently his Will is influenced by a more numerous and higher range of motives.

On presenting to a child for the first time a piece of alum and a piece of sugar, he instinctively seizes hold of both, and puts them to his mouth, when he finds the one agreeable and the other disagreeable: this makes an impression on his mind, and by repeatedly presenting these substances to him he learns to discriminate the difference between them, and ultimately refuses the alum and accepts the

sugar, which indicates decision of judgment as the basis of his Will; whereas, in his initial trial, his action was the result of instinctive impulse, arising from curiosity, or other simple or complex impressions.

Should he take ill, and a doctor be called in, he afterwards remembers his pains, and that the doctor looked at his tongue, and felt his arm (pulse). He likewise recollects that he took physic, or something nauseous; and for a while after the medical attendant has discontinued his visits, the child associates his ailment, the examination of his tongue and pulse, and his taking medicine, with the doctor, and not being capable of distinguishing other gentlemen from him, he becomes alarmed at their visits, and refuses to put out his tongue and let his arm be felt by them, and to take anything out of a spoon or other utensil by which the physic was given to him, until he learns to discriminate between the doctor and other persons, and the medicine and the things pleasant and unpleasant to his taste, and so is able to dissociate in his mind the connection between his ailment and the doctor, and every thing pertaining to him. In this case, the boy's Will is influenced by the stronger motives and experiences similarly to the dog's.

In the matured and educated mind of larger experience we observe other emotions coming into play, and presenting a different order of motives for the decisions of the judgment, by which the Will is prompted to action,—such for example as emotions

of justice, truth, charity, sympathy, tenderness, reverence, dignity, ambition, love, and attachment, a desire of knowledge, love of refinement, utility, the welfare of mankind, self-interest, self-abnegation, duty, and obligation to God and man, etc. To analyse the effects of these various elements on the mind in giving birth to motives, and showing wherein the stronger prevail with the judgment, and prompt the Will to act in a certain way in preference to another, might be interesting, but this is beyond the scope of the present work. A few examples, however, will show that, in these more complex operations of the mind, the Will is subject to similar laws as it is in the case of the dog and that of the child.

The Will is said to be the highest force of the mind, notwithstanding it has not unlimited control over the body, as is shown in the case of paralytics ; neither is it all powerful and controlling over the mind. We cannot Will to sleep or wake, to think or not to think, to remember or not to remember, to love or to hate, to feel gay or sorrowful, to express or not to express by word or gesture the various emotions that pervade the mind, etc., when we like ; nor can the Will originate an idea or dismiss one at pleasure when it has taken possession of the mind. We may, by change of topic, company, and scenery, gradually get rid of a troublesome idea, but to dismiss it at once by an effort of

the Will is frequently beyond our power ; and the Will is equally powerless for determining the materials of thought, nor can it execute movements for a special aim before the habit of such movements be acquired, and when the habit is acquired, the Will cannot cause it to be forgotten until the judgment has decided to give it up, and this decision can only be arrived at by presenting to the judgment a stronger motive for desisting than for continuing the practice of such movements ; and then, it takes time, less or more, to forget the habit proportionate to the persistency of the muscles to act in accordance with it ; hence the absolute necessity of right training, education, and proper associations.

Supposing an intelligent, thoughtful, and just man to be considering the best way to spend his holidays, and to have several places in view, each possessing specialities for his choice,—his aim being to get as much healthful recreation as he can, compatible with limited means and delicate health, and the interests of his wife and children, whom he purposes to take with him. It is obvious that his purse, his health, the time of the year, and the comfort, travelling capacity, and enjoyment of his family would present special features for consideration, and the strongest would be likely to determine his choice ; and it is equally obvious that to arrive at a right judgment he should be unbiased, unselfish, and have correct information as to the routes, accommodation, objects of interest, the

means of getting to them, the salubrity of the atmosphere, and the probable benefit and pleasure each of the districts would be likely to afford, and his decision would necessarily be in accordance with the balance of evidence. Such would be the result in the case of a person having decision of character, and if he had firmness of purpose, the verdict would be carried out, circumstances permitting; but if he were an undecided person, he would have difficulty in coming to a decision proportionately to his deficiency of this quality of mind, and, when he did decide, should he be inconstant, no reliance could be placed on his carrying out his resolves. A person of this kind would be properly described as wanting in self-control. But what of his Will? Would his indecision and vacillation be attributable to unsteadiness of the Will? or to weakness of judgment and infirmness of purpose? or to the constitution of his mind in general? To the latter, I think. For the judgment might be trammelled by Apprehensiveness, deficient Firmness and power of concentrating his attention, and Love of Change, or all of these acting together with an equal degree of power. The same qualities would tend to bring about a change of purpose after a decision had been come to, as one or more of them happened to be overcome by the other, whilst the Will waited in readiness to carry out the decision, like a railway engine-driver waiting in readiness to move the engine as soon as he receives the guard's signal.

The Will seems to be no more self-determining and capable of over-riding the judgment than the hangman is to over-rule the judgment of the court in a criminal trial. But, as the office of the latter is to carry out the law, so is it the office of the Will to execute the decisions of the judgment. Yet the parallel does not hold throughout; for, whilst the hangman cannot alter the evidence on which the condemned is convicted, we can by efforts of the Will alter the circumstances which give rise to the motives that influence our judgments. But here, again, motives take the precedence, for we must have reason for altering the circumstances, so as to induce such volitional control, which presupposes motives as the basis of our reasons. For example, a "fast young man," brought to consider the error of his ways, by affliction or some other sudden calamity, resolves upon a thorough reformation of conduct, and he puts forth all his might to retrieve his character. But he finds the giving up of old habits, and the breaking off of long-established connections, hard work. Yet, being thoroughly impressed with the necessity of saving himself, and of doing it at once, he summons all his powers to do battle with the enemy. He no longer trims with him: conquer or die is his motto. Then old companions are given up, and new ones sought more in keeping with his altered state of mind. The library and the lecture room are substituted for the drinking saloon: Works of fiction and romance are replaced by

treatises on science and morals: Literature and religion, sociology, self-discipline, self-reformation, and the good of society, form subjects for thought and topics of conversation; and by concentrated and persistent effort, he ultimately extricates himself.

This person has altered the circumstances which influenced his motives of action, his surroundings, trains of thought, and general habits; but the starting point was the stronger motive,—the offspring of the sudden awakening from the slumber of passional thralldom.

The latest exposition of the Will is from the pen of Dr. Carpenter ("Principles of Mental Physiology"). He speaks of it as being free and the "self-determining power," a "something essentially different from the general resultant of the automatic activity of the mind" (p. 392), by the exertion of which each individual becomes the director of his own conduct; "and so far," says he, "the arbiter of his own destinies in virtue of its domination over the *automatic* operations of the mind, as over the automatic movements of the body; the real self-formation of the Ego, commencing with his consciousness of the ability to determine *his own* course of thought and action." But this self-determining, self-directing power is not, as it would appear, according to the author, an innate power, but it has to be acquired. He remarks, "until this self-di-

recting power has been acquired, the character *is* the resultant of the individual's original constitution, and of the circumstances in which he may have been placed, his character is formed *for* him, rather than *by* him, and such a being, one of those heathen outcasts of whom all our great towns are unhappily but too productive, can surely be no more morally responsible for his actions than the lunatic who has lost whatever self-control he once possessed."—Pp. 9, 10.

That man's character and beliefs are, to a certain extent, moulded by circumstances, and that he has the power of altering some of the circumstances, and is to this extent the arbiter of his destinies, are facts generally admitted, and so far Dr. Carpenter's theory is in accord with the general belief. But the doctrine that persons who pander to their appetites, and lead immoral lives, are no more responsible for their actions than lunatics, is at variance with the opinions and laws of all civilized peoples and nations.

Are there any of those heathen outcasts of whom all our great towns are but too productive, who are sane, that have not self-determining power? Persons that are deficient in decision of character and firmness of purpose, who are vacillating, changeable mortals, and are tossed to and fro with every wind of doctrine,—creatures of impulse and excitement of the moment,—are often spoken of as not having a Will of their own. But

this mode of speech is not to be interpreted as literally and scientifically true. All that is meant by it, or ought to be understood by it, is instability and deficiency of self-discipline and control. Again, can it be legitimately said of those who lead immoral lives, that are frequenters of the ale-bench, the gambling table, and indulgers in low, brutalizing pastimes, that they are no more responsible for their actions than lunatics? Certainly not. If we observe their actions, and listen to their debates, the laying down of their plans, and the arrangement of their over-reaching gambling plots, we shall see striking indications of sagacity, dominant Will, and self-determining power, besides remarkable tenacity of purpose and unswerving determination, which, if applied to moral elevation, and literary and social distinction, would be eminently praiseworthy. It cannot, therefore, be said that they are devoid of Will; but we may justly say they are deficient in moral power, and, consequently, lack the higher motives and inclinations to distinguish themselves by ennobling characteristics.

Before proceeding farther, it may be as well to state, that Dr. Carpenter teaches that, "The actions of our minds, *in so far as they are carried on without any interference from our Will, may be considered as Functions of the Brain,*"—that is to say, they are automatic actions; and such actions, by-the-by, are much more numerous, according to Dr. Car-

penter, than we have hitherto been taught to believe them to be. On the other hand he says :—

“ In the control which the Will can exert over the direction of the thought, and over the *motive force* exerted by the feelings, we have the evidence of a new and independent power, which may either oppose or concur with the automatic tendencies, and which, according as it is habitually exerted, tends to render the Ego a *free agent*.”—P. 27.

This passage, translated into phrenological language, simply means, that man is endowed with a threefold nature, or with a mental organism by which he manifests this triple condition,—namely, animal propensities, moral sentiments, and intellectual faculties, and that, when the animal propensities largely predominate in any person, we find that he is strongly inclined to appetital impulse and animal gratification in general ; that he feels self-discipline very difficult : a work requiring an ever watchful eye on his natural desires, his words, and actions, and the absolute necessity of having his duty, as a responsible being to God and man, constantly before his mind, in order to stimulate him to determinate and persistent efforts to keep his appetites in check, so that he may by divine aid overcome. Truly may such a person, when fully alive to his state, exclaim, “ The spirit is willing, but the flesh is weak.”

No person who is highly endowed by nature can conceive the reality of such people's state of mind,—the intensity of their conflicts with their propensities, or have more than a faint conception of the

power of temptation, and their susceptibility to it in their case ; for as the magnet turns to the north so do their propensities naturally incline to sensual indulgence. This class are the wayside and rocky-ground hearers.

When the moral sentiments dominate, a moral life is easy. Yes, very easy indeed, as compared with the case of the last-named. Persons so endowed represent the good-ground hearers. There is depth of moral-soil, and the seeds of righteousness take root, and "spring up and bear fruit an hundred fold." To those persons in whom the intellectual faculties are dominant, knowledge usually forms the most agreeable mental pabulum.

The great desideratum is to gain moral ascendancy under the guidance of an enlightened understanding ; then the self-determining power will develop into self-control ; and what is good and ennobling is the natural outcome, as it were, of such minds. This is the class to whom Dr. Carpenter, I apprehend, attributes the over-ruling power of the Will,—whose volitional actions largely predominate over the automatic, thereby rendering the Ego free ; and it is vice-versa in the case of the rocky-ground hearers. Yet I cannot allow the justifiability of denominating this latter class as having no Will ; although it may in truth be said, that the Ego in such persons is fearfully trammelled in moral action.

We are told that all the actions of early childhood are automatic :—

“The more carefully the actions of early childhood are observed, the more obvious does it become that they are solely prompted by ideas and feelings which automatically succeed one another in uncontrolled accordance with the laws of suggestion.”—P. 264.

According to this view, a child has no Will. This is doubtless true of new-born infants ; but at what period a child acquires a Will, the doctor does not state, nor by what means it may be acquired. However, we may safely say, that Will appears simultaneously with Reason, and as the power of reason becomes stronger by the growth of knowledge, the Will gains strength in like ratio. But does self-control keep pace with this increase of Will-power ? My observations of the actions and self-government of children incline me to the negative on this question, and reason corroborates observation,—for proper self-control requires a tolerable balance of the intellectual faculties, moral sentiments and propensities, naturally, and that they be well-trained by experience and culture. So Will and Self-control are distinct, although we cannot possess the latter without the former.

Dr. Carpenter says :—

“Even in the adult, the predominance of the *automatic* activity of the mind over that which is regulated by the *Will*, is often seen as a result of a want of balance between the two ; arising either from the excessive *force* of the former, or

from excessive *weakness* of the latter. We have it in the loose rambling talk of persons who have never schooled themselves to the maintenance of a coherent train of thought, but are perpetually 'flying off at a tangent,' sometimes at a mere sensorial suggestion (conveyed by the sound or the visual conception of a word), sometimes of an ideational association of a most irrelevant kind."—Pp. 265, 6.

Coleridge and Mozart are cited as examples of this order of mind. A rather lengthy account of the lives of these famed men is given, with interesting anecdotal illustrations of the workings of their minds. Coleridge is described as being woefully deficient in self-determining power of Will, in fact, as being little more than an Automaton,—a waking dreamer, a sort of unconscious elaborator of thought,—who, for brilliancy and power has rarely been exceeded, and "there was perhaps not one of the last generation who has left so strong an impress of himself on the subsequent course of thought of reflective minds engaged in the highest subjects of human contemplation," notwithstanding, "it used to be said of him that whenever either natural obligation or voluntary undertaking made it his duty to do anything, the fact seemed a sufficient reason for his not doing it." These characteristics indicate a low state of morals, and imperfect appreciation of obligation and duty.

In a mind so constituted, the motives arising out of moral feeling would be weakly represented, and, consequently, the Will would not be guided by

such considerations, and it would be left at the mercy of stronger and more persistent impulses, causing Coleridge's demeanour to be "expressive of weakness under the possibility of strength," as Carlyle aptly describes it. Carlyle further says :— "Nothing could be more copious than his talk ; besides it was talk not flowing any whither like a river, but spreading every whither in inextricable currents and regurgitations like a lake or sea ; terribly deficient in definite goal or aim."

Now, what of this erratic genius, whose brilliancy shone like a cascade *pregnant with sunbeams*, and whose power left an impress on the sphere of thought as indelible as the upheavings of Etna on terra firma. He certainly was a notable example of want of self-determining power ; but surely all this brilliancy and this power were not automatic resultants ; spontaneous and uncontrollable discharges of nerve-force from the hemispheric cortical cells ? Whence came his extensive and varied acquisitions ? the ingatherings of the harvests of literature and art of past generations and contemporary tillers of the soil of thought stored in his mind ? All this volubility of which Carlyle speaks,—excellent talk, very,—was surely not a mere bubbling from the springs of intuition. There must have been toil in the gathering and garnering of the harvests,—aye, laborious toil, either forced or voluntary, and if voluntary, self-denial, self-determination, and strong efforts of Will.

It requires a much stronger Will, a much greater power of self-discipline, to govern a versatile intellect than one of less endowments. The man with one or two strong predominant powers runs in a groove like an automaton ; but men whose powers of acquisition are so numerous, strong, and active as Coleridge's, each craving with an insatiable thirst for mental pabulum, require a comparatively super-human power of self-discipline to keep them in check, so as to be forced, as it were, to indulge in their specialities. Men's power of self-control should be measured according to the strength and activity of their varied inclinations, the plenitude and power of their motive-springs, and the intensity of their cravings.

Mozart is instanced as a typical example of the spontaneous or automatic producer of musical conceptions. He, "like Coleridge, was a man whose Will was weak in proportion to the automatic activity of his mind, hence his life becomes a most interesting study to the psychologist." Yet Mozart is represented (and the account he gives of himself confirms the accuracy of the representation) as having possessed an excellent memory, and complete mastery over his thoughts, likewise a remarkable capacity for methodising and defining them, so that as a sportsman would empty his well-filled bag and divide into separate lots the varieties of game : he could take his thoughts out of his *mental pouch* and

select and arrange them, and could "write and talk during the process." "When he was in the vein for composition it was difficult to tear him from his desk." Mozart, then, manifested very diverse traits from Coleridge. He evidently had more than an ordinary share of self-determining power, and why he should be presented to us as a man of weak Will is best known to Dr. Carpenter, but he gives us an inkling of his reasons for doing so in the following passage :—

"If the self-discipline, which Mozart so admirably exercised in the culture of his musical gifts, had been carried into his moral nature, so as to restrain the impulses of his ardent temperament within due bounds, and to prevent him from consuming the energy of his frail body in the pursuit of exhausting pleasures, the world might have profited by a still higher development of his genius, and a still larger bequest of treasures of pure and elevated enjoyment."—P. 275,6.

What the author means by moral nature here is evidently the religious.

Dr. Carpenter speaks of strong Wills, of weak and unsteady Wills, and of persons possessing no Will, and, as we have seen, that the Will—the self-determining power,—has to be acquired. Now all the numerous examples which he gives of the working of these varieties, show that the Will in each case acted with the aim of attaining the greatest apparent good ; that is, what appeared to the mind of each most calculated to yield the greatest amount of present or future good. I say apparent good, for a person may deny himself of present pleasure with

the view of realising greater good in the future, or he may prefer the pleasure of the moment, to the practice of self-denial and to waiting for that which his judgment dictates would bring about more real and permanent good at some future period. This is the usual course of the epicure and the drunkard, and those who pander to their appetites. Again, a person may act against both his present and future interests; and this may arise either through ignorance, want of forethought, or circumspection, or from other causes.

Coleridge evidently did not conduct himself properly, nor did he accomplish what might have been expected of him. He had extraordinary talents, but they were not properly directed and controlled. He was deficient in persistent effort, and his conduct indicated defective morals; and that is just such a character as would have been inferred of him by a competent, practical phrenologist, from the form of his head.

I possess two casts of his head, one taken in 1828, and the other in 1834. The size of his head according to these casts is large, being 157 cubic inches by water measurement; and the basal region is by far the largest. The length of it is 8.1 inches, measured from the super orbital ridge to the occipital spinous process, whereas the coronal region is only 6.7 inches long between the points of ossification of the frontal bone, and about $\frac{3}{4}$ of an inch above the apex of the occipital bone, and the head

rounds off archwise considerably above these points : and the part where phrenologists locate Concentrativeness or Continuateness is comparatively small. The circumference of the head at the base is $23\frac{3}{4}$ inches, and of the superior part $21\frac{3}{4}$ inches. These measurements indicate a vigorous but very unequal balanced mental organism ; but I am digressing.

It would appear, as far as I can make out, that the cause of the distinguishing characteristic of those different varieties of Will, according to Dr. Carpenter, is the comparative strength or weakness of the moral feelings ; and, that Non-Willed persons either possess no moral feeling, or such a very weak moral nature, and are so disproportionate to the strength of their animal and appetital impulses, as to render them, owing to this great want of mental balance, slaves of the latter. In other words, their actions are physically and ideationally automatic, not voluntary ; the former being reflected by the spinal axis, and the latter by the cortical substance of the cerebral hemispheric ganglion.

The following case shows the influence of the emotions on the Will :—

A young man struck with Cupid's dart, and having been accepted by the object of his affection, paid his addresses to her for some time, during which he observed many traits that led him to perceive she would not make him a suitable companion for life, and he pictured to himself a home the reverse of a

happy one should he marry her : that disorder, improvidence, debt, and a number of other things would probably mar his happiness. So he tried to break the connection several times, but only to find his own weakness. After repeated intervals of separation, he was always drawn back again by a power he could not understand or control. He saw the whirlpool of misery and pulled hard to steer clear, yet found himself drifting into it, and, at last, was hopelessly engulfed, to the great grief of his parents and friends. Never, perhaps, did a poor fellow find stronger reasons for regretting his course. All his forebodings were more than realized,—in fact, multiplied without end, and intensified beyond human endurance. He suffered and endured until a separation was deemed the only plan of saving himself from committing some desperate act. Separation was effected, and he went to sea for a long trip, after making ample provision for his wife. He now thought the end of his trials had come at last. Vain, however, were his expectations. He returned safely to the home of his parents,—a perfect paradise as compared to the hovel he had left. Another voyage was performed ; and he returned, but not to the comfortable home provided for him by his parents, but to the bed of his tormentor, and here he found additional painful reasons to regret this course. Twice afterwards he flew from his wretched abode for awhile, but only to go back, *and drink himself to fulness of misery*, until death cut

the gordian-knot, and placed his tormentor beyond the region of hatching degradation and everything calculated to render life a burden. Let us bring into the foreground the puerile efforts of this man's Will to prevent him from going into the vortex of ruin, which he evidently saw before him, and from extricating himself from it, when an opportunity presented itself.

I know this man well, and was privy to his courtship, marriage, and trials. He is highly respected by all who know him, and is a splendid workman, and by no means in general what may be termed a weak-willed person ; yet, in the hands of Cupid, he was powerless. This case is irreconcilable with the doctrine of the self-directing power of Will ; for it was not an error of judgment which impelled this person on to the goal of misery. He foresaw the evil, and his friends clearly pointed it out to him likewise. What, then, caused him to drink, so to speak, the poisonous draught ? It was the influence of the emotion of love which doubtless suggested to his mind cause for hoping that things might turn out better than he feared they would do, and as his judgment indicated. Then his natural kindness,—for he is acknowledged to be most kindly disposed,—probably caused him to shrink from the idea of so wounding the feelings of the loved one, as he would necessarily do if he abandoned her. Again, he is a just man, and love of fair play would suggest the idea of the unfairness

of abandoning her after having won her affections, and leaving her in distress or agonising despair. These emotions of hope, sympathy, and justice, acting in combination with the impulses of Cupid, would tend to produce a balance of evidence in favour of consummating the engagement, and would influence the Will to execute it.

I am also intimately acquainted with a man, who, at the age of six years, gave marked indications of self-denial, self-determination, and power of Will.

It was customary amongst children where he was brought up, to call on their uncles and aunts, and other relations, in the neighbourhood, at Christmas, to get Yule cakes, and for New Year's gifts on New Year's day, and for eggs at Easter; but Master A——, from his sixth birthday, or it may be earlier, invariably refused to accompany his brother and cousins on these occasions, not because he did not desire these gifts, but because going for them seemed to him humiliating and indicative of want of self-respect, except in pursuance of a special invitation. Therefore, rather than demean himself by such acts, he elected to do without the presents.

Ever since that tender age up to the present time, when his crown is whitened by the snows of many winters, he has shown the same characteristic traits, remarkable self-denial and unswerving adherence to principle, for which he has had to suffer very much. He is very abstemious in his habits, and cannot be tempted to eat or drink anything which he

thinks unsuitable for his health, however strongly the palate may crave for indulgence. He has passed by the choicest dishes of well-spread tables, which were very tempting to his palate, and only partaken of the plainest fare ; and such is his directness of purpose, that I verily believe if a whole street were on fire in a city it would hardly be sufficient to divert his attention from his aim so as to make him visit it, except he could render any assistance ; then his own business, for the time, might go to the dogs.

If Will is a self-determining power, a property of the mind superior to the strongest motives, this person surely possesses it ; since he manifested it even before he was six years old ; yet, if he had not known something of dietetics, and noted the effects of particular kinds of food on his health, he would doubtless have satisfied his palate, when tempted to do so, at the expense of his stomach ; hence his conduct is marked by self-control ; but this quality, so far as concerns hygiene, is guided by experience. His juvenile conduct regarding presents indicates active Self-Esteem and Firmness as the over-ruling motives.

The cause of the difference between strong-willed and weak-willed persons appears to arise from inequality in the strength of predominant faculties, — a greater sensitiveness to certain impressions than to others, and to external and internal stimuli, —

also, the quantity and quality of a person's experience, education, knowledge, and surroundings.

Some children (and "men are only children of a larger growth" and experience) are intractable, disobedient and self-willed—that is to say, they are guided by unbending determination, independence and self-interest, rather than the advice and experience and interest of their parents, guardians and tutors, while others are obedient and differential, and manifest a more amiable and lovable disposition. These differences, according to the doctrines of phrenology, are indicated by their external forms, especially that of their heads.

SUMMARY.

1st. Self-introspection and analysis of the operations of our own mind show that Willing is a different function from Feeling and Thinking, yet to think is a voluntary act, as well as a physical movement, that is exerted for a specific aim.

When we will to think, or to move, we do not think of the special organs and their connection, or of the modes of operation by which our thoughts and movements shall be performed, but we merely Will the event, and direct our attention to its production. Being conscious of possessing the power of doing, or of trying to do, what we wish to accomplish, we simply will to do it,—we turn the steam on, as it were, and the bodily machine moves

as desired ; but should either the steam (nerve-force), or the machine be defective, the result will be defective too.

2nd. We cannot alter our nature ; and our actions are necessarily limited by natural laws : nor can we help feeling, nor having such desires and inclinations as that feeling produces. The kind and degree of intensity of our feelings depend on the nature of our organic constitution, and on internal and external stimuli.

3rd. The constitutions of people are not alike, but differ materially ; consequently, the feelings, inclinations, and intellectual aptitudes, the power of the Will and of self-determination, of no two persons are alike.

4th. The Will is not a single faculty, having a distinct cerebral centre for its organ, but is a mode of operation of the mind, the actions of which are determined by motives.

5th. The aim of every act of the Will—or more properly speaking, of the mind,—is to secure the greatest apparent good, or what in the actual view of the mind appears to be the greatest good.

6th. The Will is not a self-determining, self-controlling power, and therefore not absolutely free ; but its freedom consists in the choice of motives.

7th. We have the power to some extent of altering the circumstances that give rise to our motives ; but in order to exercise this power effectively, and to a good end, knowledge is absolutely necessary.

I have chosen to treat this subject in a popular method, believing, as I remarked in the beginning, that it will be more useful to my class of readers than a more philosophic disquisition. Those who prefer the region of pure metaphysics are not likely to read my lucubrations, and those who prefer a more scientific treatise on the physico-metaphysical bearings of the Will have Spencer, Mill, Bain, Maudsley, and others to appeal to.





CHAPTER III.

ANATOMY OF THE SKULL.

THE skull is divisible into two parts, the cranium and the face; the former is the bony cavity which contains and protects the brain, and is composed of eight bones:—*occipital*, *frontal*, *sphenoid*, and *ethmoid*, two *temporal*, and two *parietal*. Most of their borders are serrated, and make, when articulated, zigzag sutures.

The *temporal* and *parietal* bones (fig. 8, 4, 2), form the sides of the head; the former being situated at the inferior portion, and the latter at the upper. The temporals contain the auditory apparatus, and are divided into three portions,—the *squamous*, the *mastoid*, and the *petrous*. The petrous portion projects inwards at the division of the middle and posterior lobes of the brain. The squamous portion is a thin plate of bone that articulates with the parietals at its upper edge, which is bevelled from the inside, and forms the squamous

suture. A lengthened process proceeds from the temporal bones, projecting outward and advancing forward until it joins a similar process projecting backward from the malar bones, and the two form the zygomatic arch. The two parietal bones articulate at the median line by the sagittal suture, and are attached to the temporal bones by the squamous

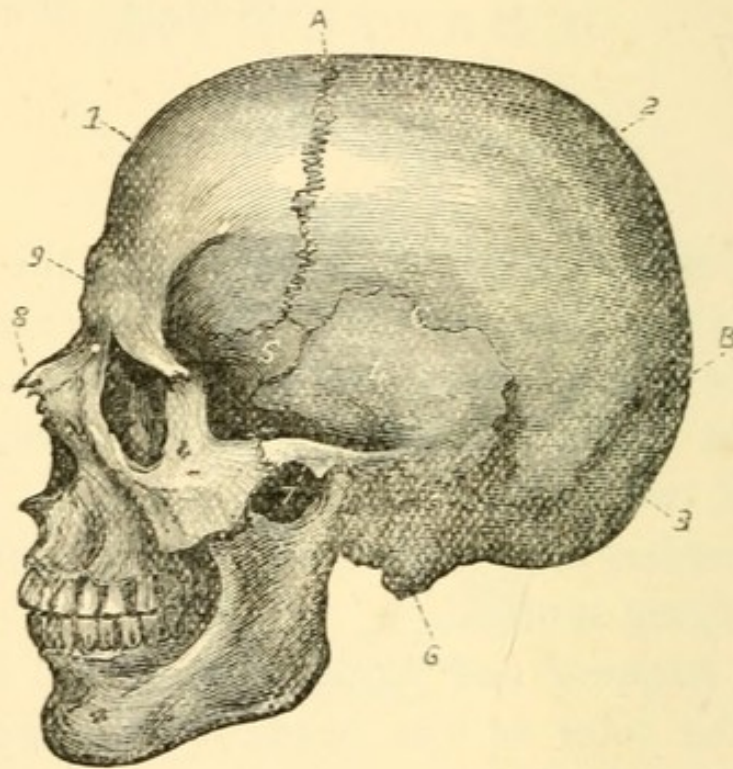


Fig. 8.—Side View of Human Skull.

- 1, Frontal bone ; 2, Parietal bone of the left side ; 3, Occipital bone ; 4, Temporal bone ; 5, Upper portion of the great wing of the Sphenoid bone ; 6, Mastoid process ; 7, Zygoma ; 8, Nasal bone ; A, Coronal suture ; B, Lambdoidal suture ; C, Squamous suture.

suture (fig. 8, c). They contain the crown, and descend a little backward, and advance forward over half the length of the head.

The *occipital bone* (fig. 8, 3) composes the greater portion of the base of the cranium, and unites anteriorly with the sphenoid, and laterally with the temporals. It contains the foramen magnum, or large opening, for the passage of the spinal cord, from which part it proceeds backward to the extremity of the cerebellum, then bends itself upward, and expands laterally for a short distance.

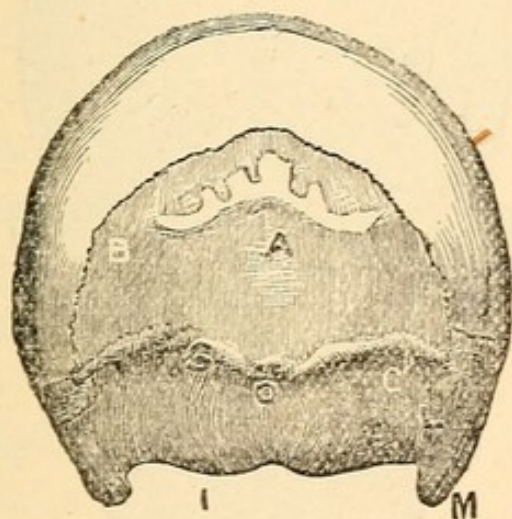


Fig. 9.—Back View of Human Skull.

A, Occipital bone ; B, Lambdoidal suture ; O, Occipital spinous process ; M, Mastoid process ; S, The transverse ridge, and the superior margin of the cerebellum ; I, Inferior margin of the cerebellum.

It afterwards greatly diminishes in size until it terminates in a point at about two-thirds of the height to the crown ; and it is attached to the posterior borders of the parietal and temporal bones by the lambdoidal suture. The form of this bone is said by anatomists to have some resemblance to the Greek letter Λ (*lambda*, fig. 9, A), from which

circumstance its articulating suture derives its name. It contains internally the cerebellar fossa,—the bed of the cerebellum,—and on its external surface the transverse ridges, occipital spine, and spinous process are situated.

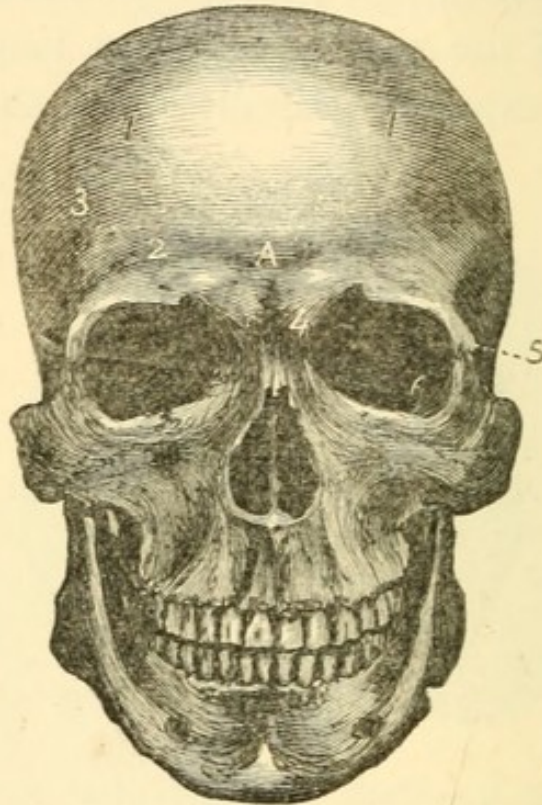


Fig. 10.—Front View of Human Skull.

- 1, Point of ossification of the frontal bone ; 2, Superciliary ridge ; 3, Temporal ridge ; 4, Internal angular process ; 5, External angular process ; 6, The orbit ; A, Frontal sinus.

The *frontal bone* (fig. 8, 1) forms the forehead and the vaults of the orbital cavities, and it is joined to the parietals by the coronal suture. Its upper posterior part is not fully developed at birth, and a space between it and the parietal bones is un-

covered with bone in consequence. This space is called the fontanelle.

There are two points of ossification in the frontal bone (fig. 10, 1) ; they are situated at the upper and outer angles of the forehead, and at the most convex parts of the bone. In addition to these points, the following should be specially attended to :—The superciliary ridge, the temporal ridge, and the internal and external angular processes (fig. 10, 2, 3, 4, 5).

The *sphenoid bone* resembles a bat with extended wings, and is situated at the anterior portion of the base of the skull. It wedges in between all the other bones, and supports them, like the key-stone of an arch. The lesser wings (fig. 8, 5) are about an inch broad, triangular in shape, and extend laterally and upwards between the frontal and temporal bones, their tips coming in contact with the parietal bones, thus making up a part of the external form of the cranium, and the anterior sides of the angle form part of the orbital cavities.

The *ethmoid* is a small sieve-like bone, which is situated at the anterior inferior part of the base of the skull, behind the nose, and is covered by the bulb of the olfactory nerve in the living head. In a phrenological point of view it is unimportant.

In the order of development the brain is formed first, and the skull is afterwards moulded to it. The skull first appears in the foetus as a gelatinous membrane, and small particles of bone are deposited on its surface at different parts, which are called the

points of ossification, and from them rays of bony particles proceed during the process of development. The points of ossification in the frontal and parietal bones are often referred to by phrenological writers, and the student of phrenology should be acquainted with their situation and distinguishing features. Each of the parietal bones is developed from one point only, which is situated about the centre of the bone at its most convex part, and gives it a prominent appearance. It is easily discerned in the living head by placing the palms of the hands upon the parietal bones from behind. If a line were drawn from the opening of the ear up to the middle of the crown, it would pass through the centre of the point of ossification, or thereabout.

The skull consists of three layers; two compact plates, also called tables; and the diploë,—a network of bony tissue between them. The two plates are not exactly parallel to each other, but the divergence is slight—not exceeding one-sixth of an inch, except at the frontal sinus. The parts of the skull which are generally thickest are much the same in all persons. The thinnest parts are at the orbital plates and the squamous portion of the temporal bones; and the thickest is along the median line, especially from the top of the brow to the end of the frontal bone, and from the crown to the foramen magnum.

The frontal sinus is a cavity caused by a separation of the plates of the skull at the root of the

nose, the inner angles of the eyes, and between the eyebrows (fig. II, D). It is not the same size in every individual, neither is it in all cases uniform at each side of the median line in the same head, nor as to the area it covers, or the extent of divergence

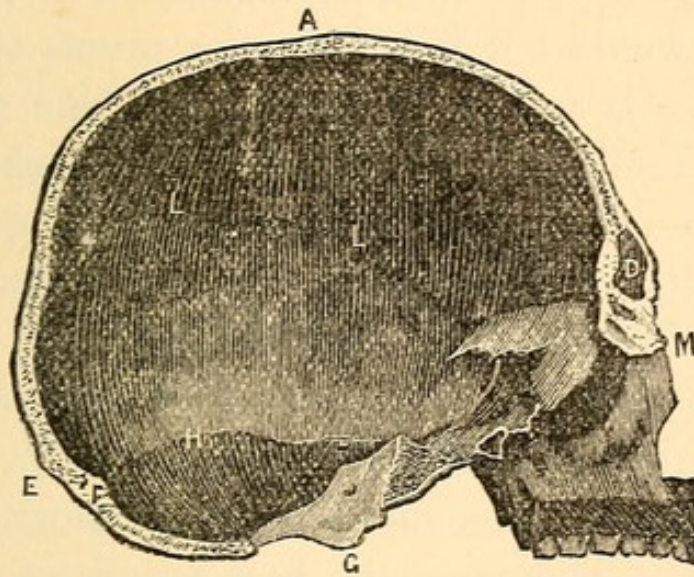


Fig. II.—Section of a Human Skull.

Cut down through the median line, photographed, drawn, and engraved, about one-fourth the natural size, showing the exact thickness and extent of divergence from parallelism of the tables.


A, Outer table ; B, Diploë ; D, Frontal sinus ; E, External occipital spinous process ; F, Internal spinous process ; G, Mastoid process ; H, Internal transverse ridge,—the situation of tentorium ; L, Grooves for arteries ; M, Nasal bone.

of the plates. This really presents a difficulty to the phrenologist in estimating the size of the organs covered by the sinus ; and it has been repeatedly advanced as sufficient to undermine the whole science. Such an argument, if it may be so-called, only tells against the persons who advance it, as it shows them to be either deficient in knowledge of

the subject, or in intellectual capacity to grasp it; or that they are so blinded by bias, as to unfit them for viewing it in a proper light, and for arriving at a legitimate conclusion. For, supposing it were impossible to form a correct judgment of the size of a few organs in the neighbourhood of the sinus, this fact would not invalidate the proofs of the remainder. It would be just as sensible to assert that, because a blind person cannot see, he is therefore deaf, as to say that, in consequence of a difficulty in ascertaining the dimensions of the organs of Form, Size, and Individuality, the size of the organs that are situated in the moral and social regions cannot be estimated.

The frontal sinus rarely appears before the age of twelve. Therefore, the best proofs of the existence and the size, and consequent power of the above organs, are to be obtained previous to, at, or shortly after this age.

In old age the brain is said to diminish in volume, and in some cases of disease to a great extent, which is not indicated by a corresponding contraction of the head, in consequence of the inner table of the cranium only receding with the brain by separating from the outer table. In such instances an accurate diagnosis of the mental powers cannot be obtained from the form of the head.



CHAPTER IV.

THE NERVOUS SYSTEM.

THE mind and body are reciprocally united by the gordian-knot of life until death divides it.

All that is known, or can be known of mind, are its attributes as manifested through, or by means of, the body.

The body is the organ of the mind, but the nervous system constitutes its more immediate group of organic instruments; but phenomena which are recognized as mental, are said to be evolved in the cerebral hemispheres, hence the brain is spoken of as the organ of the mind. Some medico-psychologists, however, take exception to this designation, and contend for the inclusion of other centres.

It is not my intention to go into this question, and I shall treat of the brain as the mind's chief organ.

Where there is no brain or nerve there is no

mind, and the lowest forms of animal life possess the most rudimentary-mind organism ; and as we ascend the scale of mental nature, we find that parts are added to the nervous system ; the brain is more complex in structure, is richer in all that appertains to the manifestation of mind, until we arrive at man, who stands, giant-like, at the head of the animal series in mental status, while he possesses a brain as far above them in development and richness of structure as he does in mind. In order to get a correct idea of the attributes of mind, a knowledge of the structure and functions of the nervous system is a useful, if not a necessary acquisition, and the following compendium is given as an aid to the uninitiated in this branch of study.

The nervous system consists of a grand trunk, called the cerebro-spinal centre, which is divided into two portions : the cerebro-centre or brain, and the spinal-centre or spinal cord, and forty pairs of nerves—nine pairs of these are united at their inner terminations with the brain, and are named cranial nerves ; thirty-one with the spinal cord, named spinal nerves. An idea may be got of the ramifications of their outward terminations, from the fact that no feeling or movement can take place in the absence of a nerve.

The brain fills the cavity of the skull, and the spinal cord is situated in the vertical canal.

The cranial nerves are arranged in groups, and

named by Willis in accordance with their functions, thus :—

<i>Special Sense</i>	{	1st, Olfactory.
		2nd, Optic.
		7th, Auditory.
<i>Motion</i>	{	3rd, Motus Oculorum.
		4th, Pathetic.
		6th, Abducentes.
		7th, Facial.
		9th, Hypoglossal.
<i>Compound,—that is of</i>	{	5th, Trifacial.
<i>Motor and Sensory</i> ...		8th, Glosso-Pharyngeal.
		„ Pneumogastric.
		„ Spinal Accessory.

It is desirable to recognize the following particulars:—*First*, the elementary substance of the nerves; *second*, their structure and origin; *third*, the form and structure of ganglions and plexus; *fourth*, the cerebro-spinal cord and its nerves; and *fifth*, the brain and the nerves which proceed from it.

The nerves are composed of a white fibrous substance (misnamed medullary), and of an ash-colored or grey pulpy substance, which consists of nucleated cells or corpuscles of various forms, and differing in size from $\frac{1}{200}$ to $\frac{1}{6000}$ of an inch in diameter; and nuclei from $\frac{1}{1500}$ to $\frac{1}{8000}$ of an inch in diameter. Nerves are whitish cords, made up of numerous

tubular filaments, running parallel, and varying in thickness from $\frac{1}{1200}$ to $\frac{1}{24000}$ of an inch, which are invested in a cellular membrane. If a skein of silk were covered with a layer of paper, and cut in two, it would be a very good illustration of a nerve,—the paper representing its investing membrane, and the threads of silk the fibres.

Ganglions are knots or swellings, of irregular form, and are composed of the white and grey substances, the latter being internally disposed.

A plexus is a nervous network, which is formed by the nerve filaments diverging and interlacing, or weaving one with another, then converging and reuniting again to form a cord as before. In all these interlacements, or plexuses, there is a quantity of grey matter, as in the ganglions.

The spinal cord (fig. 12) is divided into two similar lateral halves by an anterior and posterior fissure, each half having three columns. Thirty-one nerves proceed from each side by two roots, one root proceeding from the anterior column, and the other from the posterior (C, E, fig. 12). The anterior roots give rise to the motor nerves, and the posterior roots to the sensory nerves. On each posterior root a ganglion is formed, from which proceed several fibres (D, fig. 12), then the motor and sensory roots unite and become indistinguishably blended in one common sheath, and are thus distributed to the parts of the body which they are intended to serve, sending off in their course numerous

branches, and gradually lessening in size, until their terminations cannot be detected by the unassisted eye.

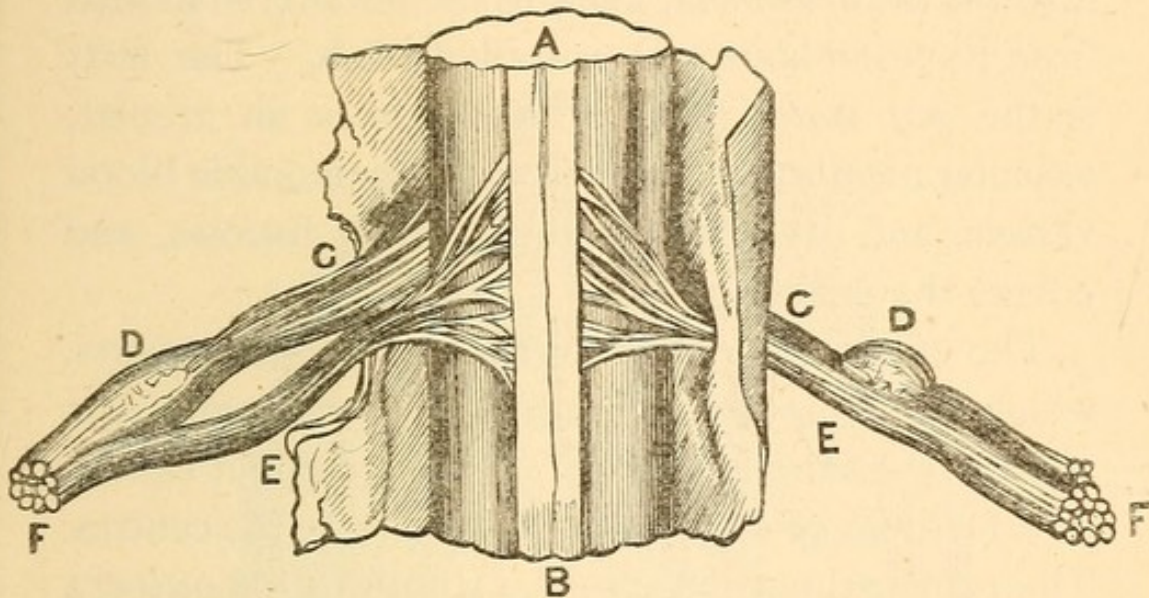


Fig. 12.—Anterior View of the Section of the Spinal Cord.

A, B, The spinal marrow divided into lateral portions ; C, The spinal sensory nerve rising from the posterior lateral division ; D, Ganglion of the sensory nerve ; E, The motor nerve which takes its rise from the anterior lateral division ; F, Union of the sensory and motor nerves. These nerves proceed to their destination blended together in one common sheath.

The brain and spinal cord are invested with three membranes. The outer one is firm and strong, and is called the *dura mater* (hard mother). It sends forth a process which dips down between the hemispheres of the brain, named the *falx cerebri*, or falci-form process of the *dura mater*, in consequence of its great resemblance to a sickle ; it is narrow in front, broad behind, and has a sharp curved edge below, and attaches in front to a process of the

ethmoid bone, and behind to the tentorium cerebelli. The dura mater serves as a lining to the skull, and firmly adheres to it. Immediately beneath the dura mater is the *arachnoid*, a serous membrane, so named from its resemblance to a spider's web. The next is the *pia mater* (soft mother); it is an areolar, vascular membrane, composed of innumerable blood vessels, and it dips into the sulci or furrows, and covers the entire brain.

The encephalon or brain consists of many parts, which are composed of white and grey nervous substances. Each part either forms a distinct centre, or a medium of communication between the centres. The principal portions are the MEDULLA OBLONGATA (long marrow), the CEREBELLUM (little or after brain), and the CEREBRUM, or brain proper.

The *medulla oblongata* is situated at the top of the spinal cord, and is a continuation of it. It is rather conical in shape, with its broad end upwards, and is about 1·3 inch in length. It is divided into two symmetrical lateral columns by two vertical fissures, the anterior and posterior median fissures, and each column is subdivided by shallow grooves into three smaller cords, consisting of what are called the *corpora pyramidalia*, the *corpora olivaria*, and the *corpora restiformia*. Quain says—

“These cords, according to Gall, are made up of the primitive and formative fibres of the cerebrum and cerebellum; for, if they be traced upwards, the anterior pyramids and the corpora olivaria will be found continuous with the fibres

which are expanded into the cerebral hemispheres, whilst the posterior pyramids (usually called *corpora restiformia*) are evolved into the lobes of the cerebellum."—*Elements of Anatomy*, 3rd ed., p. 684.

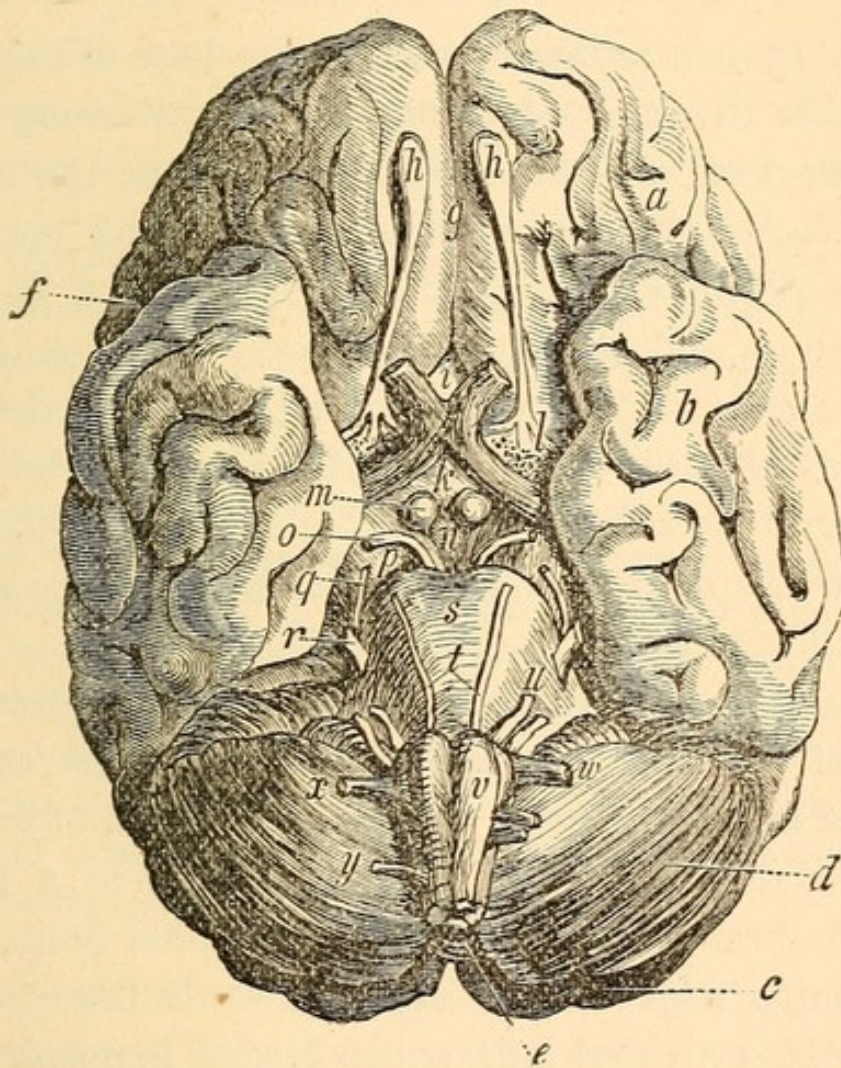


Fig. 13.—Base of the Human Adult Brain.

a. Anterior lobe of cerebrum. *b.* Middle lobe, *c.* Posterior lobe, appearing behind the cerebellum. *d.* Hemisphere of the cerebellum. *e.* Lower extremity of the medulla oblongata. *f.* Fissure of Sylvius. *g.* Longitudinal fissure. *h. h.* Olfactory bulbs. *i.* Optic commissure. *l.* Three roots of olfactory nerve. *m.* Corpora albicantia.

o. Third pair of nerves. *p.* The crura cerebri. *q.* Fourth nerve. *r.* Fifth pair. *s.* Pons Varolii. *t.* Sixth pair of nerves. *u.* Seventh pair. *v.* Anterior view of the pyramidal bodies; *w.* and the two below are the eighth pair; between *w.* and *v.* is the olivary body. *x. y.* Two roots of ninth pair of nerves.

Fig. 13 is a representation of the base of the encephalon divested of its membranes, showing the anterior portion of the medulla oblongata, the *pyramidal bodies*, the *oliviary bodies*, and a small portion of the *restiform bodies*, the inferior surface of the cerebellum and cerebrum, the *pons Varolii*, and the *crura cerebri*. Crura (legs) are here used to denote bundles of fibres which proceed from the medulla to the grey substance of the cerebellum and cerebrum, as seen issuing from the *pons Varolii* in their passage upward (fig. 14, G, 34-38).

The *cerebellum* occupies the base of the posterior part of the cranium behind the ears. Its under surface is convex, and rests in the occipital fossa; and the sides of its superior part ascend to a level with the transverse ridge of the occipital bone, but the centre rises a little higher towards the median line. It is divided into equal lateral hemispheres, the division being formed behind by a fissure which receives the *falx cerebri*, and in front by a deep cleft that lodges the medulla oblongata. It is composed of white and grey matter, the latter being spread over the entire surface in considerable thickness, which is folded in numerous parallel laminae placed vertically with their edges uppermost, imparting a

streaked appearance externally, and, on a section, a tree-like aspect, well branched and covered with foliage; hence it is named *arbor vitæ* (tree of life). In each hemisphere there is a ganglion (an oval mass of grey matter) called the *corpus dentatum* (*s*, fig. 14), which, according to Gall, is a ganglion of increase to the formative fibres of the cerebellum. The two hemispheres are united by the *pons Varolii*.

“The *pons Varolii* is a comparatively small portion of the encephalon, which occupies a central position on its under surface, above and in front of the medulla oblongata, below and behind the crura cerebri, and between the middle crura of the cerebellum, with all which parts it is connected. The substance of the pons Varolii consists of transverse and longitudinal white fibres, interspersed with a quantity of diffused grey matter. The transverse fibres, with a few exceptions, enter the cerebellum, under the name of the middle peduncles, and form a commissural (or connecting) system for its two hemispheres. The longitudinal fibres are those which ascend from the medulla oblongata into the crura cerebri, augmented, it would seem, by others which rise within the pons from the grey matter scattered through it.”—*Quain*.

The cerebellum is separated from the cerebrum by a strong membrane (the *tentorium*, a tent), which is attached at each side to the margin of the petrous portion of the temporal bone, and behind to the transverse ridge of the occipital bone. It supports the posterior lobes of the cerebrum, and prevents their pressure on the cerebellum. In leaping animals, the tentorium forms a bony tent. The cerebellum bears no fixed relative proportion to the cere-

brum, but differs greatly in individuals. In the adult, the former varies in size in the ratio of from one to six or eight of the latter ; but in infants the disproportion is greater, being, according to some anatomists, one to thirteen or fifteen. But, if we accept this estimate as a general rule, too much reliance should not be placed on it, for the exceptions to it are numerous. In the autumn of 1873 and spring of 1874, I examined the heads of many children whose cerebellums were proportionately larger to their cerebrums, than I have generally found in the adult head ; and several of their parents said, in answer to questions I put to them, that they had observed unusual amative indications in their demeanour.

The external surface of the cerebrum is entirely covered with the grey substance, which has two names, one being derived from its position,—cortical substance,—and the other from its colour,—cineritious substance. This substance is disposed in the cerebrum in a series of convolutions something like a lady's cap-border, the outer parts being of a rounded or convoluted form, while the inner ones, or those which project internally, are sharp and narrow, similar to the underside of a frill. In consequence of the superior surface being convoluted, and the convolutions lying in juxta-position, there are furrows between them, which are called by anatomists fissures and sulci. If the student press his

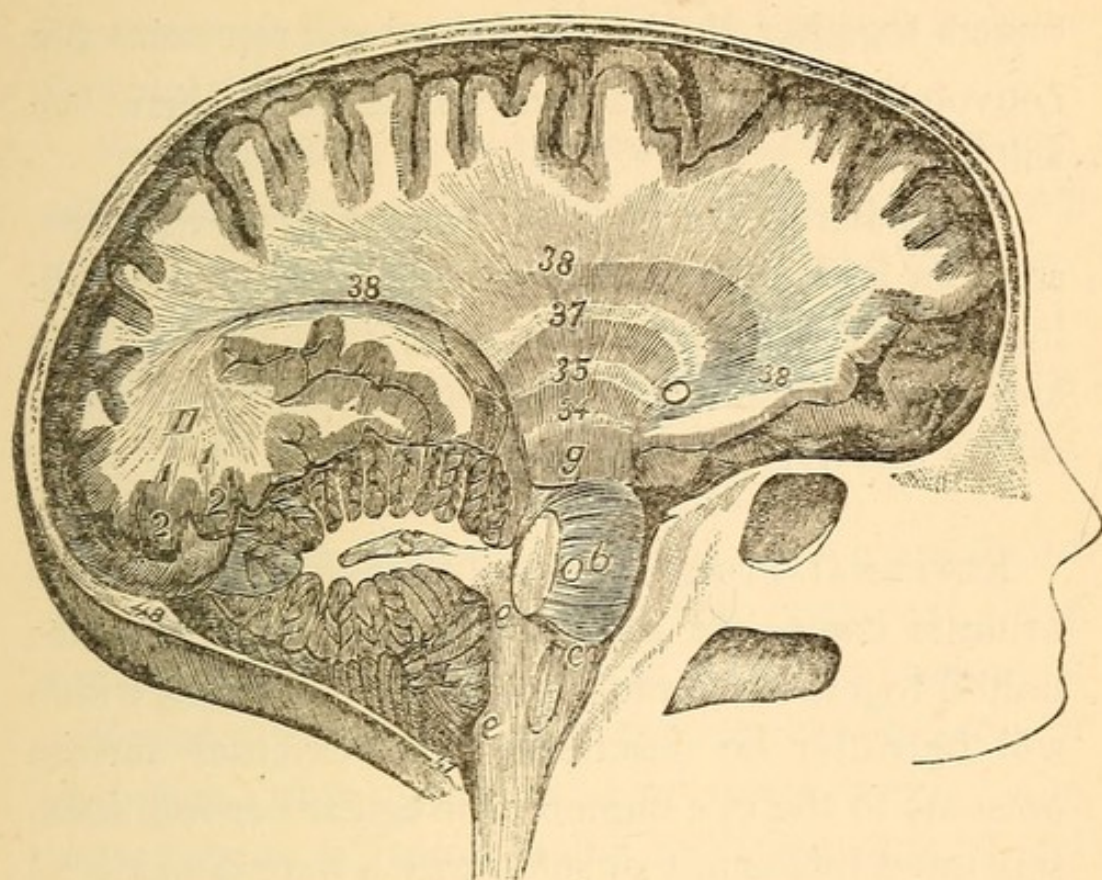


Fig. 14.—Section of Skull and Brain.

The incision is made in the right side on a line with the orbit, and passes vertically through the cerebral and cerebellar hemispheres. The two lines bounding the circumference represent two tables of the cranium, drawn proportionately wider apart than nature to show the diploë. *e, e.* Section of the corpora restiformia. *c.* Section of corpora pyramidalia. *b.* The pons Varolii. *g.* One of the crura of the cerebrum. 34, 35, 37, 38, 11. The white divergent fibres of the crura in their passage from the corpora pyramidalia upward through the pons Varolii, thalami optici, and corpora striata, which ultimately terminate in the cerebral convolutions. The dark masses between 34–38, represent grey matter; 47, 48, situations of the cerebellum within the cranium. *s.* Corpus dentatum.

fingers together, the backs of them will represent the convolutions, and the furrows between them the sulci.

I may here state that, as the comparative terms, superior and inferior, will be often used in describing the convolutions and sulci, they are used in anatomy in reference to position, as upper and lower, not to quality, as better and worse.

EXTERNAL FORM OF THE CEREBRUM.—The cerebrum is composed of two hemispheres, which are united together by transverse medullary fibres, which will hereafter be described. Its external surface presents to the eye numerous irregular convolutions, separated by fissures or sulci, which were considered by the ancients to be accidentally disposed, and little attempt, if any, was made to discover method in their arrangement, until comparatively recent times, when the attention of De Vicq-d'Azyr, Sœmmering, Gall, Spurzheim, Vimont, Rolando, Foville, and others, was directed to the unravelment of the apparently inextricable labyrinth of the convolutions, which seemed to have neither beginning nor ending, nor design. These close observers did much to bring order out of chaos. And at a subsequent stage, Leuret threw his energies into this field of inquiry, and well-nigh succeeded in the discovery of methodical arrangement in the disposition of the convolutions, when early death called him from his labours, and it fell to Gratiolet to complete the

cerebral topography, which work he appears to have finished successfully.

We have not been without earnest and painstaking inquirers at this side of the Channel, among whom Professors Huxley and Turner take the foremost rank.

Dr. Ecker, Professor of Anatomy in the University of Freiburg, Baden, has likewise contributed largely to elucidate the subject.

The convolutions of the human brain are found to be arranged on a general plan, although there are considerable minor diversities in the brains of different persons, and even the two hemispheres in the same individual are seldom symmetrical. The convolutions of some brains are very tortuous and complicated, while in others they are simple, and their course is much more easily traced. The former state exists in persons of a higher intellectual order, than individuals who have brains of the latter kind.

In the early stages of foetal development, the external surface of the cerebrum is smooth, and, excepting the Sylvian fissure, no sulci are observed until about the fifth month, when the fissure of Rolando makes its appearance, and others follow in succession as the foetus develops.

The convolutions and sulci are best distinguished in the more simple structural forms; and the order of their development should be studied in the foetus at the various stages of its age and growth. Ecker

considers it above all things necessary to examine numerous brains of embryos, in order to get a clear view of the cerebral architecture, and to distinguish what is essential from what is accessory. Gratiolet began his researches by studying the cerebral forms of the simiæ, and he commends this method.

Plate 1 is an engraving of the left hemisphere of an adult human brain. It was selected out of a large number, as being moderately rich in convolutions, and an excellent representative specimen.

The superficial surface of the cerebral hemispheres is convex, but the median surface is flat. Each hemisphere is divided into five lobes, four of which come in contact with the skull, and are marked off by fissures, more or less defined. They are named the *frontal*, *parietal*, *temporo-sphenoidal*, and *occipital lobes*. The other one does not appear on the external surface, and is hid from view. It is called the Island of Reil or central lobe.

Let us, now, by the aid of the engraving (plate 1) trace out these lobes and the principal convolutions of each. The best mode of procedure which suggests itself is that which we would be likely to adopt in studying the plan of a town,—that is, to observe the chief thoroughfares first, and take the principal buildings as guide-posts, for the better comprehending and remembering of the secondary streets and minor objects of interest.

The sulci are divisible into three orders:—*Pri-*

mary,—the leading thoroughfares; *secondary* and *tertiary*; and the lobes into primary and secondary or lobules, and gyri or convolutions.

THE FISSURE OF SYLVIUS.—The lowest portion of the cerebral hemisphere, it will be seen, is in the centre, at the anterior terminus of which, and about one-fourth way from the frontal extremity of the cerebrum, there is a deep indentation,—this is the fissure of *Sylvius* (F. S.). It has two rami or branches. A short one,—the frontal ascending ramus (A. S.),—that ascends, and is circumscribed by a fold of the infero-frontal convolution; and a longer one,—the horizontal ramus (H. S.),—that stretches backward considerably, then sends off another ascending branch into the supra-marginal gyrus. This fissure makes its appearance at the third month of foetal life, and is different in structure from the rest; for, whereas these are formed by the folding of the cortical, it forms a distinct cleft internally. It originates behind the roots of the olfactory nerve, and, where it appears at the cortex, takes a form like the letter Y, by sending off the rami just named.

The FISSURE OF ROLANDO,—called by Huxley the *postero-parietal* sulcus, and by Ecker, in common with some of his predecessors, *sulcus centralis*. Two convolutions (F. A., P. A.) may be observed ascending obliquely backwards from the Sylvian

fissure up to the median edge of the hemisphere ; and that they are divided by a deep fissure (R), excepting at their superior and inferior borders. This is the fissure of Rolando. It appears in the foetus at or about the end of the fifth month.

The PARIETO-OCCIPITAL FISSURE (P. O.) projects from the median margin in a transverse direction, immediately behind the superior parietal lobule, and in front of the superior occipital gyri. It is generally short superficially, and, in some cases, appears as a mere notch in the median margin ; but Professor Turner has seen it more than two inches long in the right hemisphere of a female.* It is more constantly distinct in the median surface, and is said to show itself at the end of the fourth or beginning of the fifth month. Gratiolet divides it into two, and he names them respectively the internal and external perpendicular fissures.

THE INTRA-PARIETAL FISSURE. — This fissure (I. P.) exists in the brain of the ape, as well as in the brain of man ; yet, according to Ecker, it has only been described as typical by Pansch and Turner. It generally arises above the horizontal ramus of the Sylvian fissure, and ascends between the parieto-ascending and the supra-marginal convolutions to the top of the latter, then turns backward, and after

* Edinburgh Medical Journal, No. 132, p. 1111.

passing through the parietal lobe, dividing it into superior and inferior lobules, bends in a lateral and downward direction, and runs for a variable distance nearly parallel to the median fissure.

The fissures of Sylvius and Rolando mark off the anterior lobe, and the anterior-inferior boundary of the parietal lobe. The temporo-sphenoidal lobe is bounded at its superior and anterior margins by the horizontal ramus of the Sylvian fissure; and the parieto-occipital fissure distinctly divides the occipital lobe from the parietal lobe at the median surface and partially at the vertex.

We have now traversed the boundaries of the lobes, and are in a position to comprehend the situations and forms of four of them, but the central lobe being hid from view, its locality can only be pointed out. This lobe is roofed in by those convolutions which cluster round the Sylvian fissure, where it forms something like the letter Y.

According to Gratiolet, the Island of Reil in the human brain has five or six radiating gyri, but it is smooth in the lower mammals. Some anatomists say that, in the orang-outang and chimpanzee, one or two sulci exist, indicating a convoluted surface; but Gratiolet thinks this requires confirmation.

The **FRONTAL LOBE (FR.)** is that portion of the cerebrum which lies in the orbital cavity, and consists of the frontal ascending convolution (F. A.),

directly in front of the fissure of Rolando, and three horizontal convolutions that lie parallel to each other,—the supero-frontal (s. F.), the medio-frontal (M. F.), and the infero-frontal convolutions (I. F.). They jut out of the frontal ascending convolution; in fact, this convolution, as a general rule, curves round at each end, and runs forward continuously with the supero-frontal and infero-frontal convolutions. The middle one, in many cases, is cut off superficially from the ascending gyri by the anterior ascending sulcus (*d*). These convolutions advance forward to the extremity of the hemisphere, then bend round, downwards, and return backward against themselves to the anterior ascending convolution.* They are divided on the superior surface by two sulci,—the supero-frontal sulcus (*f*), and the infero-frontal sulcus (*g*), which are difficult to trace in some brains, in consequence of the complicated windings of the convolutions. Besides, processes frequently project from the convolutions across the sulci, and so displace them as to bewilder the eye in tracing their course. I have a cast of Dr. Andrew Combe's brain, and such is the tortuous complication of the convolutions, that even the primary sulci are difficult to trace.

Gratiolet and other French anatomists, with whom the English anatomists agree, divide the frontal lobe

* Observe, the convolutions as they appear are only described here, not the order of development.

into two lobules, the one just described, and a smaller one which lies in the cavity of the frontal bone,—the orbital lobule; but Ecker disputes this, and considers the frontal lobe as being indivisible into lobules, and treats of it as such.

The TEMPERO-SPHENOIDAL LOBE (T. S.) lies at the base of the middle portion of the skull in the temporal fosse. Its anterior and superior borders are distinctly marked by the Sylvian fissure, but the posterior boundary is ill-defined; and, it not uncommonly merges into the parietal and occipital lobes without any line of demarcation. It has three convolutions that lie parallel to each other (S.T.S., M.T.S., I.T.S.).

The PARIETAL LOBE (P.A.) is situated between the frontal and occipital lobes, and above the tempero-sphenoidal lobe. It is divided into a superior and inferior lobule by the intra-parietal fissure (I. P.) and consists of four convolutions,—the parieto-ascending (P. A.), superior parietal lobule (S. P. L.), the supra-marginal (S. M.), and angular convolutions (A. G.). The superior lobule issues from the upper hind part of the ascending convolution, and extends back to the parieto-occipital fissure. The supra-marginal gyrus comes out of the lower end of the ascending convolution posteriorly, and ascends to the horizontal branch of the intra-parietal fissure, then bends downward and

passes into the upper tempero-sphenoidal convolution. The angular gyrus arises out of, and lies behind the supra-marginal gyrus, and unites inferiorly with the middle tempero-sphenoidal convolution.

The OCCIPITAL LOBE (O. C.) is the smallest in the human brain. Its superior anterior border is divided from the parietal lobe by the parieto-occipital fissure; but excepting this, it has no definite anterior border line. It has three tiers of gyri,—superior (1), middle (2), and inferior (3). The inferior gyrus runs into the inferior gyrus of the tempero-sphenoidal lobe.

With regard to the convolutions of the median surface of the hemispheres, little need be said.

The *gyrus fornicatus* (G. F. plate 2) arises under the anterior fold (genu, c) of the *corpus callosum* by a narrow strip, and gradually increases in size as it circumscribes this commissure, and after bending round its posterior fold (the *splenium*, d) it fuses into another convolution called the *hippocampi*. The superior frontal convolution (S. F.) encircles the anterior and superior portions of the *gyrus fornicatus*. These convolutions are divided by the *calloso-marginal fissure*, which also forms the anterior boundary of the *quadrate lobule* (Q. L.), while the inferior parieto-occipital fissure forms the posterior boundary of this lobule, and the anterior border of the *cuneus* (Q.),—a wedge-shaped convolution,—its inferior border being marked off by the *calcarine fissure*.

Anatomists describe the outer surface of each cerebral hemisphere as being divided by fissures into four lobes, notwithstanding all the lobes are more or less superficially united; and it is worthy of note, that the proportion each lobe bears to the others is not invariable, but greatly differs in different persons: a fact that has an important bearing in practical phrenology. Two more facts are equally noteworthy,—namely, that the courses of the fissures of Rolando and Sylvius likewise vary in various brains.

Professor Turner says, “The more highly developed the frontal lobe of the brain is, the more oblique is the fissure of Rolando.”—*Edinburgh Medical Journal*, No. 132, p. 1110. It will be observed that Professor Turner not only recognises variableness in the obliquity of this fissure, but he accounts for it. In his opinion, increased obliquity is caused by increased development of the frontal lobe; and Professor Ecker expresses himself in like manner.—*Convolution of Human Brain*, pp. 11, 12. These anatomists are known as painstaking and accurate observers, and I am especially disinclined to question the accuracy of any conclusion to which they have arrived of a purely anatomical nature: notwithstanding, I think they err in describing the cause of great obliquity of the fissure of Rolando to great development of the frontal lobe. This will probably be the effect in cases where the upper-posterior portions of the superior and medio-frontal

gyri are largely developed, so as to extend considerably backward; but an opposite result would be produced by the bulk being added to the anterior and coronal portions of these gyri; and, moreover, the frontal lobe might be increased laterally without adding to the obliqueness of the fissure in question; but, not only so, this might produce an opposite result.

Professor Turner, as I shall explain by and by, has observed a relation between the course of the fissure of Rolando and that of the coronal suture of the skull: that the former is behind the latter about 1.2 or 1.3 inch at its lower end, and 1.5 inch at its upper end. Now, accepting this as the general rule, we have only to find the situation and course of this suture to determine the locality and disposition of the aforesaid fissure.

Having examined some hundreds of skulls, with the aim of testing the accuracy of the conclusion of Professors Turner and Ecker with regard to the cause of great obliqueness of the fissure of Rolando, I find that the coronal suture more nearly approaches the perpendicular in skulls that are more highly developed in the upper frontal and coronal regions, than it is in such as have these regions depressed; and, I have further observed, that large lateral development of the frontal bone and a comparatively vertical coronal suture are frequent concomitants. And Dr. J. B. Davis, the distinguished ethnologist, unhesitatingly corroborates my observations in a letter dated Jan. 17, 1875, which I received from him in answer to my inquiries on the subject.

There is an engraving of the left hemisphere of an adult human brain in Dr. Vimont's splendid Atlas, consisting of 800 subjects in comparative anatomy, and the development of the infero-frontal gyrus is so uncommonly large posteriorly as to cause the fissure of Rolando to incline considerably forward from below upwards. The inferior margin of the fissure of Rolando is actually displaced backward beyond the indentation that is caused by the petrous portion of the temporal bone, and the frontal ascending gyrus completely overlaps the temporo-sphenoidal lobe, and descends to the basal margin of the hemisphere at the indentation just named. If this be a correct drawing, it represents a most remarkable brain in every respect; for the frontal lobe is larger than all the others put together. Should there be any similar brains in the skulls of living human beings, I should like to see them, and to know their history; but, I candidly confess, I should not undertake to read their characters; notwithstanding, I think great talent would be palpably indicated.

A question suggests itself here. Are there any outward indications in the head of the relative size of the lobes of the cerebrum that come in contact with the skull, and by which the extent of obliqueness of the fissure of Rolando and the ascending gyri may be inferred? or whether or not they be oblique in any particular head? I think there are such; and I shall endeavour to point them out when I

come to treat of the rules for interpreting the signs of character indicated by cranial conformation.

On parting the hemispheres a little at their upper surface with the fingers, a broad band of white substance (*corpus callosum*) is seen to connect them. The corpus callosum is a thick layer of medullary fibres passing transversely between the two hemispheres, and constituting their *great commissure*. It is about four inches long, and is situated nearer to the anterior than to the posterior margin of the brain. There are, also, the anterior and posterior commissures which assist in uniting the hemispheres. If a superficial incision be made through the corpus callosum on either side of the *raphé* (seam) at the median line, two irregular cavities will be opened, which extend from one extremity of the hemispheres to the other; these are the lateral ventricles, from which may be seen the superior surfaces of the *corpora striata* and *thalami optici* (the superior and inferior cerebral ganglions).

The *corpora striata* are situated within the white matter of the anterior lobe. They are pyriform in shape, and their external surface is composed of grey matter, but internally the grey and white substances are intermixed, producing a striated aspect, from which the name striated bodies is derived. Immediately behind these are the *thalami optici*, two ovoid masses of grey and white substance embedded in the middle lobes; behind them, and below the posterior part of the corpus callosum and

the cerebral peduncles, four small rounded eminences project, composed of white matter without and grey within, named *corpora quadrigemina*.

The brain is an aggregate mass of distinguishable parts, each performing its own function, but all being necessary for the complex manifestations of mind, for which purpose they are all united; and the medulla oblongata is the grand junction between the cerebro-spinal centres.

Bundles of nerve fibres (diverging fibres) arise from the pyramidal and olivary bodies, which ascend and pass through the cerebral crura, the pons varolii, the optic thalamus, and the corpora striata, diverging and increasing greatly in bulk in their passage through each, so as ultimately to form the cerebral hemispheres. Those arising from the corpora pyramidalia constitute the frontal lobe; the other lobes and cerebellum are formed of the fibres which are sent off by the corpora olivaria and corpora restiformia. See fig. 14. Another order of fibres (converging) issue at the peripheral terminations of the diverging ones, and proceed to the median line, thence passing from one hemisphere to the other, thus bringing them into relation, and forming the commissures of the brain.

The *sympathetic* or ganglionic system is composed of a series of ganglions, united to a cord which is situated at each side of the spinal column, and gives off fibres that run into it, and also sends

branches to the viscera, by which these parts are brought into union with the medulla oblongata, so as to establish a sympathetic relation between the different visceral organs.

We have in the anatomy and functions of the brain and nerves a complete system of communication between the mind and every part of the body, and with the external world through the medium of the senses.

The sensory nerves, like sentinels, are posted all over to give warning of the approach of danger. The nerves of special sense receive impressions from external objects, adapted to their constitution, and transmit them inwards to certain parts of the brain fitted to receive them, where they become sensations, and from whence they are transmitted to the perceptive and reflective faculties, and there give rise to perceptions. Hence objects are seen, sounds heard, odours smelt, and flavours tasted. The other nerves of this class are designated nerves of common sensation; they are ramified over the entire body, to give the mind due notice of the bodily requirements, impending dangers, inconveniences felt, and injuries sustained, and they are the media of numerous pleasurable and painful feelings.

The nerves of motion are instruments which convey from the brain to the muscles the stimulus or *nervo-vital* force which incites them to action. They are divided into voluntary and involuntary. The voluntary are under the control of the will, and

obey the mandates of our volition,—as in walking, talking, eating, drinking, and writing. The other set of organs perform their functions involuntarily; thus respiration goes on, the heart pulsates, the blood circulates, and the liver secretes bile, whether we will or not; hence these organs are regularly supplied with their appropriate stimulus through the involuntary nerves at all times, whether we sleep or wake.





CHAPTER V.

THE RELATIONS OF THE OUTER CEREBRAL CONVOLUTIONS TO THE SKULL.

A TOLERABLE knowledge of the outer surface of the brain may be acquired by studying accurate casts and drawings of it; but it should be observed in the skull itself to clearly understand the relations of the one to the other. This, unfortunately, is attended with great difficulty to the non-medical student; and those who wish to acquaint themselves with the relations of the brain to the skull and head have to fall back on drawings. But although there are in anatomical works illustrations of the brain in its position in the skull, nature is seldom accurately represented. For, as Professor Ecker says:—"Men were wont to regard the convolutions as a series of folds without order or arrangement, and draughtsmen represented them much as they would a dishful of macaroni."—*The Convolution of the Human Brain*, p. 3.

Happily this state of things is passing away. The topography of the convolutions and their relations to the skull, as well as the several parts they play in the mental economy, are now being taught by anatomists and physiologists of the foremost rank.

Professor Turner, of the University of Edinburgh, has signalled himself as one of the vanguard in this department. He divides each lateral half of the cranium into ten regions, and describes the situation of the principal sulci and the convolutions of the male human brain in relation to the outer surface of these regions in a brief treatise contributed to the *Journal of Anatomy*, vol. viii. pp. 142-8; and in a subsequent contribution he gives an engraving on wood in illustration of them, which he has kindly permitted me to reproduce. Plate 3 is a copy of it.

In dividing the cranium the Professor utilizes the following prominent features as guide-posts and boundaries:—The frontal and parietal eminences, or points of ossification of these bones, plate No. 4, *a*, *b*, the external angular process; S. temporal ridge; D. occipital protuberance, or spinous process, F.; and the superior curved line, E.; also the sutures, *g*, *h*, *i*, *k*, N, M; and the squamous portion of the occipital bone. The student should fix these structures in his memory, so as to be able to recall them before his mental vision at will before proceeding further. Then trace the following principal regions, and afterwards the subdivisions:—The

frontal, or præ-coronal ; parietal ; tempero-sphenoid ; and occipital regions. The coronal suture divides the frontal from the parietal ; and the tempero-sphenoid and parietal regions are divided by the parieto-sphenoid, the squamous, and the lambdoidal sutures. The squamous portion of the occipital bone, superior curved line and occipital protuberance bound the occipital region. This region is not subdivided, but the others are. The tempero-sphenoid region is divided into a squamoso-sphenoid and an ali-sphenoid area. See engraving. The parietal region is divided into four areas, thus :—First, by a vertical line drawn from the posterior superior portion of the squamous suture through the parietal eminence up to the sagittal suture. This makes an anterior and posterior area, which are divided into upper and lower areas by the temporal ridge. The four are named supero-anterior, infero-anterior parietal, or post-coronal areas ; supero-posterior, and infero-posterior, or præ-lambdoidal areas. The temporal ridge divides the frontal region also, into superior and inferior areas ; and the superior one is subdivided by a line drawn parallel to the temporal ridge, beginning at the upper portion of the orbit and running through the frontal eminence backward to the coronal suture ; thus making upper, middle, and lower frontal areas.

HOW TO DETERMINE THE CRANIAL REGIONS IN THE LIVING HEAD.—An anatomist would easily de-

termine the boundaries of these regions; but persons only moderately acquainted with the human skull would not be able to do so. For the guidance of such investigators, I humbly suggest the following method, while recommending frequent manipulation of heads to find out the natural boundaries.

The coronal suture arises about an inch behind the external angular process, or the outer termination of the eyebrows, and runs upwards and obliquely backwards to the sagittal suture. This termination is easily distinguished. It is called the fontanelle—the space that is uncovered by bone in new born infants, and is vulgarly called the opening of the head.

A vertical line drawn from the centre of the hole of the ear externally over the most prominent part of the parietal eminence to the sagittal suture intersects the point in the squamous suture where the posterior boundary of the antero-parietal area begins at about one-third its length from the ear, or, roughly speaking, $2\frac{1}{2}$ to $2\frac{3}{4}$ inches upward.

A horizontal plane drawn from the external angular process, backward, so as to intersect the vertical line about $2\frac{1}{2}$ inches above the centre of the orifice of the ear, will be found to run nearly parallel to the boundary of the parietal and sphenoidal regions.

The temporal ridge arises from the external angular process, and describes an upward and backward course in an arch form, until it reaches a point immediately above the opening of the ear,

and a little over half the distance from the ear to the sagittal suture, then it begins to descend, passing through the parietal eminence, and continuing backward for about seven-tenths of an inch, then acutely curves downward and forward, and terminates behind the ear in a line almost with the zygoma. In fact, the external angular process, temporal ridge and zygoma, form a pretty well-defined oval figure.

The temporal ridge is easily determined from its origin along half its course ; and, in some heads, along its entire length ; but it differs very much in prominence in individuals. It is sharp and well-defined in some, much broader and less prominent in others, and in particular cases its posterior half is undistinguishable in the head.

The coronal squamous and lambdoidal sutures may be distinguished in most heads after a little practice ; but the attachments of the great wing of the sphenoid—the squamoso-sphenoid, parieto-sphenoid, and fronto-sphenoid—are not so easily recognised. A portion of this wing forms a part of the anterior border of the orbit. It is about an inch broad at its lower part, and from one-tenth to two-tenths broader at the upper part. The upper boundary of it is partly attached to the frontal and parietal bones, and the situation of these attachments is fairly marked off by the horizontal line that I have previously suggested as a boundary line between the tempero-sphenoid and parietal regions.

In determining the situations of the convolutions or the parts of them within the areas, Professor Turner saws the bone out of them, or a portion of it, and notes the cerebral mass underlying each in succession. Plate 3 represents the brain in its situation in the skull of an adult male subject, which was completely hardened before it was uncovered. The process of hardening causes a discharge of the fluids, and the brain to shrink. This accounts for the space between the skull and the brain as shown in the plate.

It will be observed that the sutures, the temporal ridge, and other boundary lines of the cranial areas, are engraved on the cerebral hemisphere, in the relative positions they bear to each other. The Professor does not state as much, but, I presume, due allowance is made for the shrinking of the brain, in laying down the situations of the cranial sutures on it.

The frontal, parietal, tempero-sphenoid and occipital lobes, take their names after the cranial bones, but these lobes are not wholly situated within the boundaries of the respective bones from which they derive their names. The frontal lobe extends behind the coronal suture under the parietal bones considerably,—in some cases, according to Professor Turner's observations, as far as two inches at its upper part, and $1\frac{1}{2}$ inch at the lower part; but he puts the mean backward distance of the fissure of Rolando (which is the posterior boundary

of this lobe) from the coronal suture to be 1.5 inch at its upper, and 1.2 or 1.3 at its lower end.

The parietal bones likewise cover about one-third of the posterior portion of the temporo-sphenoid lobe, and a great part of the anterior superior portion of the occipital lobe.

Let us now survey the boundaries of the cerebral sulci and gyri, and distinguish the parts that lie within each area.

The fissure of Sylvius, as explained in the last section, divides the posterior of the frontal lobe and the anterior of the parietal from the temporo-sphenoid. The gyri of the last two lobes commonly blend with those of the occipital at their posterior terminations without any outward definite lines of demarcation.

The fissure of Rolando, as aforesaid, forms the posterior boundary of the frontal lobe and the anterior boundary of the parietal lobe.

Beginning at the anterior border of the temporo-sphenoid lobe, we find that about half-an-inch of the upper and middle gyri, with a trace of the lower one, appears in the ali-sphenoid area⁷(*a. s.*), and they wholly occupy the squamoso-sphenoid area (*s. q.*), excepting a narrow space under the squamous plate. The middle and lower gyri, with a small portion of the upper one, occupy the greater part of the lower postero-parietal area (*i. p. p.*), besides under-lapping its posterior boundary, and projecting a little into

the upper postero-parietal area (S.P.P.). A triangular shaped bit of the superior gyrus, about an inch long at its upper border, appears in the lower antero-parietal area (I. A. P.) at its posterior angle, and a lesser bit of this gyrus runs into the inferior postero-parietal area.

The anterior lobe fully occupies the frontal or præ-coronal region, and nearly two-thirds of the superior and infero-antero-parietal areas, and a narrow fragment of the inferior gyrus lies under the squamous plate. This lobe is divided into three areas, corresponding with the upper, middle, and lower gyri (S.F. M.F. I.F.).

The parietal lobe consists of two lobules,—an upper posterior, and a lower anterior, which are divided by the intra-parietal fissure, and four convolutions,—the postero-ascending gyrus, the upper parietal lobule, the supra-marginal, and the angular gyri. The upper-parietal lobule arises from the upper posterior portion of the ascending gyrus, and extends backward by the longitudinal fissure or median line to the parieto-occipital fissure. According to Professor Turner, the supra-marginal convolution and the parietal eminence of the skull hold a pretty constant relation, so as to warrant him in naming this gyrus, the parietal-eminence convolution. It arises out of the lower portion of the parieto-ascending convolution posteriorly; and, behind it, the angular gyrus is situated. About one-third of the parieto-ascending convolution, and a bit

of the parietal-eminence convolution, are located in the hinder part of the infero-antero-parietal area. The supero-antero-parietal area is occupied by the remaining two-thirds of the ascending convolution, excepting a little piece of the upper-posterior parietal lobule lying next the sagittal suture or median line. The parietal-eminence convolution partly occupies three areas: the one just described; also the anterior part of the lower postero-parietal area; and the upper postero-parietal area. The lower part of the angular gyrus stretches downward and forward into the upper posterior angle of the lower postero-parietal area, but the greater part of it is situated in the upper postero-parietal area at the point of junction with the occipital lobe.

The upper postero-parietal lobule, excepting a bit of its anterior border, is wholly situated in the upper postero-parietal area, at the sagittal suture, extending laterally to the intra-parietal fissure (I. P.) and backward to the parieto-occipital fissure (P. O.). This fissure, Professor Turner says, is situated, in general, about seven or eight-tenths of an inch above the apex of the occipital bone, although it varies in individuals, partly owing to a difference in the form of the brain, and partly to the structure of the occiput.

In examining the engraving, Plate 3, it may seem to those unaccustomed to such representations, that it is an error to describe the ascending convolutions

as having two-thirds of their height above the temporal ridge, and one-third below it; seeing that the greater masses of these convolutions appear in the engraving as being below this ridge. This apparent discrepancy arises from the perspective of the drawing. The actual measurement is upward from where the temporal ridge is situated and over the top of the brain to the median line.

The vaulted part of the temporal ridge, immediately above the external meatus, is about midway between the centre of this orifice, and the sagittal suture in the skull (Plate 4), but it varies in individual cases. According to numerous measurements, I find that the average length of a line drawn from the orifice of the ear, to the sagittal suture, is about $6\frac{3}{4}$ inches, and that the temporal ridge lies a little higher than half-way; but half-way up will express its position near enough for general practice.

Professor Turner promises a more extended memoir by-and-by, in which he will note individual peculiarities, and the difference in the relations of the skull to the brain in the sexes. I shall look forward to its publication with great interest. His cranio-cerebral map cannot fail to be of service in medical practice; and I think it capable of being turned to useful account in practical phrenology.

The Professor has observed that the frontal eminence overlies the supero-frontal sulcus, or a tertiary convolution that crosses it in some cases. I

should like to know whether or not this relation is general, or merely casual ; for there is hardly a part of the human cranium in which greater individual differences exist than in the situation of the frontal eminence.

I sent home on two separate occasions for a skull while preparing this section, but without any reference to the point in question, yet I find that the frontal eminence of the one is 0.7 of an inch farther from the median line laterally than it is in the other ; although the latter is by far the wider skull generally, and particularly it is 0.4 of an inch wider at the parietal eminence.

Now, having marked off Professor Turner's divisions in accordance with his instructions on these skulls, I observe a great diversity in the relative size of the upper and middle frontal areas. In the narrower skull, the upper areas are nearly double the width of the middle areas, whereas the upper ones are the narrowest in the wider skull, in which the frontal eminence is closer to the median line.

Professor Ecker says that the middle frontal convolution is generally the largest, but if the relation pointed out between the supero-frontal sulcus and the frontal eminence by Professor Turner is constant, I have seen hundreds of heads in which the superior convolution would be the largest as indicated by the space between the frontal eminence and the median line.

INCREASE OF THE CRANIO-CEREBRAL DIVISIONS.

—It occurred to me while studying Professor Turner's divisions of the cranium, that they might be advantageously increased to seventeen; and having had the privilege of examining a number of adult human brains and crania with this view, in the Museums of the Universities of Edinburgh and Glasgow, as well as of manipulating several heads during my travels and carefully measuring them, I humbly suggest the following supplementary method.

It is impossible to lay down straight lines to more than approximately determine the tortuous windings of the sulci; nevertheless, the situations of the primary fissures may be fairly indicated.

Presuming that Professor Turner's illustration of the brain in its situation in the skull is a fair representative specimen, a line drawn, or a piece of thin cord stretched, across a skull or head, from the anterior border of the fosse (plate 4, x) in the zygoma in which the head of the ramus of the lower jaw moves, obliquely upward to the sagittal suture so as to pass a little in front of the most prominent part of the parietal eminence will be found to prescribe the posterior boundary of the parieto-ascending convolution, and sever it from the upper parietal lobule and the parietal-eminence gyrus (supra-marginal gyrus. I shall call it the inter-parietal boundary line *ib.* 4, z. B.). In cases where the squamous suture cannot be felt, about $2\frac{3}{4}$ inches from the starting point of this line will express its position sufficiently near.

Second, a line drawn from the transverse suture (*ibid* s.), which unites the external angular process with the malar or cheek bone, backward over the squamous plate to a little behind the inter-parietal boundary line, will nearly overlie the Sylvian fissure.

Third, stretch the cord again half an inch or a little over, in front of, and parallel to, the inter-parietal boundary, from the sagittal suture nearly to the squamous plate, in order to approximately indicate the position of the fissure of Rolando, which is about 1·2 inches at its lower end, and 1·5 inches at its upper end, posterior to the coronal suture, as a general rule. I name this (*ib. R.*) the fronto-parietal boundary.

Fourth, mark off 0·8 of an inch above the apex of the occipital bone (N), at the sagittal suture to find the situation of the parieto-occipital fissure (*ib. P.O.*), and draw a line from it downwards parallel to the lambdoidal suture (E.), but diverge it forward a little the last third of the distance in approaching the squamous suture. This line will be found to nearly prescribe the anterior boundary of the occipital lobe, and may be named the parieto-occipital boundary.

Fifth, extend the line that divides the superior and middle frontal areas of the skull backward to the parieto-occipital boundary, keeping it parallel to the temporal ridge: this will divide the parietal lobules and the ascending convolutions. The anterior inferior portion of the upper parietal lobule may be found to extend a little below this line,

and the upper posterior angle of the angular gyrus may pass above it a little.

We have now got seventeen areas. Three sphenoid, namely—ali-squamoso and post-sphenoid : six frontal—three præ-coronal and three post-coronal : six parietal, namely—superior, middle, and inferior parieto-ascending areas ; a supero-lobule area, upper and lower infero-parietal lobule areas : two occipital—anterior or præ-lambdoidal, and posterior or post-lambdoidal areas. The inferior posterior portion of the curve of the temporal ridge, the squamous suture and the parieto-occipital line bound the post-sphenoid area.

The situations of the convolutions are approximated by the boundary lines of the cranial areas ; and the only additional descriptive remarks that it appears necessary to make, are that a bit of the posterior part of the upper *temporo-sphenoid* convolution will be found in the antero-inferior angle of the infero-parietal lobule area ; and a little of the middle and inferior *temporo-sphenoid* convolutions may run into the anterior occipital area.





CHAPTER VI.

SIZE OF BRAIN A MEASURE OF POWER.

It is now generally admitted in scientific circles that there is a connection between largeness of brain and mental power. Proof of this, if any were needed, is everywhere present. We need not trouble ourselves with studying racial types and their history in search of evidence in support of it. We have merely to open our eyes to see the fact and to convince us of its truth, for it stands out in unmistakable prominence.

Individuals of all races that have distinguished themselves by stepping out of the common rut, and have left their impress in history, have had large brains.

The average weight of the European male brain is about 48 oz., and that of the female 44 oz. The brain of Cuvier weighed 64 oz., Dr. Abercrombie's 63 oz. Bonaparte, Franklin, Daniel Webster, and Daniel O'Connell had also large brains, and were marked for corresponding intellectual power.

The brains of idiots, on the contrary, are generally small. Several have been weighed, and found to vary from 27 to $8\frac{1}{2}$ oz. However, there are other causes of idiocy; and a small brain cannot be legitimately predicated of every idiot. The form of an average sized brain may indicate unmistakable signs of idiocy; and these marks may be absent in an idiot whose head is moderately developed. And, moreover, a large head is not an infallible and constant sign of a vigorous intellect. The position of the cerebral mass, or the relative size of the lobes, indicates the measure of intellect more than absolute volume. A massive intellect and a head of moderate dimensions are not rare concomitants; Mr. Grote is said to have been a notable example.

QUALITY OF BRAIN is likewise a measure of power. This fact has forced itself on the attention of medico-psychologists; and few, if any, would attempt to gainsay it.

Persons having heads of like size and form, do not possess equal mental power if the quality of their brains be dissimilar. In fact, small headed individuals, in consequence of having brains of finer texture, are often observed to far outstrip others in power of mind whose heads are much larger.

The brain of Cuvier, it is said, was distinguished for richness of convolutions, as well as for its weight. Mr. Grote's brain was reported, shortly after his

death, as being peculiarly formed, and very rich in convolutions :—

“ After his death, Mr. Grote’s skull was, in accordance with his own wish, opened by Professor Marshall, and, contrary to general belief, the brain was found to be astonishingly small and of peculiar formation. It is, however, said to be very rich in convolutions. I am told that phrenologists will not be able to derive any comfort from the result of Professor Marshall’s examination.”—Correspondent of the *Dundee Advertiser*.

Why not, Mr. Correspondent? Did it never occur to you, or to your informant, that size is only one measure of power, and that the *peculiar* formation and richness of Mr. Grote’s brain might account for his remarkable endowments?

I have examined the bust of Mr. Grote in Westminster Cathedral, and found nothing in its form opposed to phrenology, but much in support of its doctrines as a system of character.

Whether this bust be a faithful delineation of Mr. Grote or not, the artist has most effectually portrayed the mental characteristics for which he was famed, in strict accordance with phrenology. The forehead from the ear is long, and all the organs about the median line, from the top of the nose upward, are extremely large,—those organs which markedly indicate acuteness of perception; a desire for, and remarkable aptitude to acquire knowledge of the history of individuals and nations; and likewise for collating facts, for critical analysis, and classification.



CHAPTER VII.

ON THE TEMPERAMENTS.

THE mental functions are greatly modified by disproportionate organic development; for, as in the case of the brain, size is a measure of power of every organ. Preponderant size, with the consequent energy of action of particular groups of organs, and the specific effects this produces in the animal economy, constitutes the basis of the temperaments.

Hippocrates believed the higher class of animals to consist of four elements, namely,—blood, lymph, yellow bile, and black bile; and he defined the temperaments according as any of these predominated in an individual; first, there was the *Sanguine* temperament, produced by a predominance of blood; next, the *Lymphatic*, caused by an excess of lymph in the animal tissues; third, the *Choleric* temperament, resulting from a superabundance of yellow bile; and fourth, the *Atrabilious* or *Melancholic*

temperament, produced by black bile. The latter element, however, had only a fancied existence, and a belief in it has been given up. Various views have been held regarding the temperaments since the time of Hippocrates, but his classification continued with little modification to prevail up to a recent period. Dr. Spurzheim adopted it, but added thereto the *Nervous* temperament.

Dr. Thomas, a French author, promulgated another theory which has gained many adherents. Believing that every organ acts with a degree of energy in proportion to its size, other conditions being about equal, he divided the organs into three groups or systems, which he viewed as producing all the vital energies of the frame. His first group, which he believed to produce the lymphatic temperament, are situated in the abdomen, and their office is to digest food and make blood. The second group comprises the heart and lungs; they are located in the thorax or chest, and their functions are to circulate and purify the blood: they form the sanguine temperament. The third group is situated in the skull, and consists of the cerebrum, cerebellum, medulla oblongata, and cephalic ganglions, or the entire brain, which give rise to the nervous temperament. On the different degrees of the development of these systems, and the proportion they bear to each other, depends the temperament of any individual,—that is in accordance with Dr. Thomas's theory.

This classification is based on sound principles;

but is nevertheless incomplete, as it does not include one very important class of organs. No allowance is made for the influence of the athletic structure, in which the vital influence is frequently concentrated. It is obvious that the functions which exhaust the vital force must be taken into consideration, as well as those which generate it.

It is very difficult, if not impossible, to form such a classification of the temperaments as to embrace all the disturbing influences that the body and mind are subject to, and to which objections might not be taken. They might be divided into Anatomical, Physiological, and Pathological ; and these, again, into numerous subdivisions, which, from their complexity, would have a tendency to bewilder the mind of the student, rather than enlighten his understanding.

The best method of classification, in my opinion, is the one struck out by Dr. Thomas : to group together those organs that have a similarity of function, and give names which have a direct reference to them,—indicating their power to act, rather than modes of functional activity. The following names appear to be appropriate :—First, the *nutritive* temperament ; second, the *sanguine* ; third, the *mental* ; and fourth, the *muscular*. When the abdominal, thoracic, cephalic, and muscular groups are fully developed and suitably proportioned, the temperaments are equally balanced ; and individuals so constituted are most highly endowed for performing all

the duties of life,—as all the parts, possessing equal vital energy, are equally fitted for exercising their functions.

The external indications of the *nutritive* temperament are a relatively large abdomen ; an inclination to corpulency ; roundness of form ; soft, flabby, inelastic muscles ; fair skin ; hair of fine texture ; light-coloured, hazy, sleepy eyes ; an indolent, inexpressive countenance ; sluggish circulation, and a general want of vivacity.

The *sanguine* temperament is indicated by a relatively large chest ; moderate plumpness and firmness of flesh ; quick, animated, expressive eyes, of blue or grey colour ; florid complexion, and vivacious countenance ; flaxen, light-brown, or sandy-coloured hair ; and a full, bounding pulse.

The *muscular* temperament is known by proportionately large muscles, of considerable hardness and elasticity, thinly covered with fat ; high cheekbones ; harsh features ; strong, dark hair ; black or hazel eyes ; an olive-tinted skin ; and a cool, calculating manner.

The *mental* temperament is characterized by a proportionately large head ; soft, silky, dark, scanty hair ; thin, soft skin ; small muscles, unencumbered with fatty substance ; great sensitiveness ; small features ; pale face, indicating delicate health ; and bright hazel eyes, which often sparkle with vivacity and penetrating keenness.

The preceding description is a merely suggestive

outline.* Pure temperaments are spoken of by phrenologists. Dr. Spurzheim says, "These four temperaments are seldom to be observed pure and unmixed;" and Mr. Combe observes, "The different temperaments are rarely found pure." Certainly not. The condition is an impossibility. A combination of the temperaments in some form is a necessary condition of existence. All that can be done is to point out the indications of predominating temperaments; but some of these vary considerably in their characteristics. Rules may be laid down to assist the student in his observations and inductions, but he must learn to observe and think for himself. The temperaments mix in all possible proportions, and are named from their particular individual combinations, always commencing with the predominating one, and naming the others in rotation, according to their size. For example, if the mental temperament be the largest, the muscular next in size, and the other two be equal, the individual would be said to have the mental-muscular temperament. My method is to register them by a scale of twenty-four numbers. The full development of each temperament is represented by the figure 6, and a higher number than 6 indicates over-development, and less than 6 deficient development. For example, take an individual whose temperaments are 8 parts nutritive, 8 sanguine, 4 muscular,

* Those who desire a fuller description should consult "Phrenology and How to Use it,"

and 4 mental, each of the two former would be over-developed two twenty-fourths, and the two latter would be deficient two twenty-fourths; consequently, he would have the nutritive-sanguine temperament.

The elements of the temperaments are probably hereditarily embedded in the constitution in determinate proportions; but they are not unchangeable from birth to old age. The worst combination is capable of improvement, and the best is liable to deterioration. Though the children may groan under the punishment due to their parents' guilt, their case, happily, is not irremediable. There is a way of escape from intellectual, moral, and physical degradation; but it is conditional, and the conditions embrace self-knowledge and self-denial.

Perfect organic equilibrium is the great desideratum; and to attain this state necessitates a rigorous course of discipline, a keeping of appetite and palate under complete subjection, and an entire avoidance of everything calculated to have an adverse effect.

Individuals of the nutritive temperament should accustom themselves to physical exercise, and guard with a jealous eye the desire for indulgence of appetite, or for lying immersed in feathers, or on soft couches. Work, work, fresh air, and abstinence, should be their motto.

Those who have the sanguine temperament have a tendency to passional excitement; they should put the curb on, and constantly wear the breaking-reins. And if the inheritors of mental temperaments

wish to avoid doctors' bills, nervous dyspepsia, hypochondria, monomania, nervous tremors, and the numerous ills arising from excessive brainal activity, they must get out of their libraries, and be more social and jolly: they must not be afraid to laugh and enjoy life out of the literary atmosphere. The wants of the stomach, the lungs, and the muscles, must be attended to with strict observance.

The practical uses of the temperaments are many and important. In selecting individuals for particular offices, the temperaments must ever form an element in adaptability. A man having a large brain, but a small thorax and abdomen and thin muscles, might possess every qualification necessary for satisfactorily performing the duties of any office requiring great talent and tact, extensive knowledge, or mechanical skill; but he would not be able to undergo great physical exercise, nor to bear protracted bodily fatigue,—such, for example, as is required of a general and commander-in-chief of an army engaged in active hostilities. He might manifest consummate ability in planning a campaign, and in strategetic manœuvre in handling his troops; but he would work off vitality quicker than his recuperative apparatus could supply it, and consequently he would succumb. Instead of his brain being well supported by vigorous nutritive and circulatory powers, it would be heavily taxed to keep these functions active, and its stores would be thereby re-

duced, and rendered inefficient to support the energies of the mind. Such a person, therefore, should not be selected to command large bodies of troops during a long and trying campaign, for he might break down at a critical juncture, and hazard irrecoverable defeat. An individual who has a capacious and fully developed chest, whatever may be his mental qualifications, is not fitted for a sedentary occupation where he would be much confined. His large lungs and vigorous circulation would cause a restless longing for a more active sphere of labour, which, if not gratified, would probably terminate in disgust for the office.





CHAPTER VIII.

ON THE SCIENCE OF MIND.

THE science of mind is no longer confined within the sphere of metaphysics. Its boundaries are extended, so as to embrace the whole constitution of man : his physical structure, each individual organ, its connections and functions, and modes of activity. But this Treatise has a less pretentious aim. Its main object is a concise exposition of the science of character : the diversities of mankind and the distinguishing characteristics which constitute mental individuality, and the organic signs that indicate the traits peculiar to each.

Mind is distinguished by its phenomena alone : its essence being beyond the reach of man's perceptions it defies philosophic research, so that all opinions on the subject are purely speculative. In fact, the essence of matter equally eludes our grasp.

Matter and mind are opposites, and are spoken of as distinct worlds—the external world and the internal world ; but more properly as the objective and the subjective worlds.

The distinguishing property of the objective world is extension,—both as relating to resisting matter,—as a block of wood or stone, water or air ; and that which is non-resisting, or empty space. The subjective world is made up of self-consciousness and of our experiences of things, so-called, that cannot be said to be extended,—such as pleasure and pain.

The attributes of mind are divisible into three orders :—*first*, Feeling ; *second*, Volition ; *third*, Intellect.

Feeling stands first in the list of the distinctive marks of mind, and is the common property of the brute creation and of man. It includes all pleasures and pains.

States of feeling are multifarious. Warmth, coolness, an ache, relief, fatigue, freshness, indifference, joy, sorrow, love, hatred, fear ; smelling a fragrance or a stench ; being moved by the sense of beauty or of ugliness,—are all modes of feeling.

Volition : all beings possessing a mental nature can not only feel but act. To put forth an effort for the attainment of some specific end,—such as to satisfy hunger and thirst, to expend exuberant freshness, to rest, to enjoy the picturesque beauty

of a landscape, to flee from danger, to bestow alms, etc., are modes of activity, and marks of mind distinct from feeling, but resulting from it.

Acts are Voluntary and Involuntary. The preceding are voluntary. Breathing and sneezing ; the process of digestion, the circulation of the fluids, the secretion of bile, etc., are involuntary operations, and are not recognised as mental, although many of them can be accelerated or retarded by volition.

Voluntary and involuntary movements are also designated as conscious and unconscious acts, and the latter are likewise called reflex actions—that is, when an act is performed for a specific aim, such, for example, as turning to relieve oneself, rubbing any part that tickles, or removing anything which gives annoyance when we are asleep. Now, when a person performs any of these, or similar acts for a purpose, the act would appear to be the product of conscious-will power, stimulated by a sense of uneasiness or pain. Yet, it often is not so ; and no record of such a feeling, or of the act consequent on it, is made in the person's mental history. What, then, are the distinctive marks of conscious feeling which results in an act of volition and those of an involuntary act that is prompted by unconscious feeling ? The former state is perceived by the mind through or by means of a molecular action of the cortical substance of the cerebral hemispheres, and the efforts put forth in the search of relief is direct-

ed by the intellect. The latter is an effect produced on a nervous ganglion, that is not transmitted to the cerebral hemispheres, and is thus kept outside of the recognised sphere of mind ; and the resultant movements are said to be instinctive operations of the law of conservation inherent in the animal economy.

Thought : under this head are included by the schools the general attributes of memory, perception, conception, reason, judgment, the will, and imagination. But all the intellectual faculties are resolvable into two orders, viz. :—memory and discrimination.

Memory is the retentive and reproductive power of the mind ; and necessarily stands first in the order of intellectual functions ; for, if we did not remember an ideal impression of our sensations, we could not distinguish the difference between any two or more of them by contrast, inasmuch as the last and present one would solely occupy our attention, and no judgment of its similarity or dissimilarity with preceding ones could be formed either in kind, intensity, or degree. A burn would not be cognised from a genial warmth, or the tornado from the zephyr breeze, and experience would have no signification. The power of retaining an idea depends on the development and the impressibility of the sensory system, the intensity of the stimulative force, the healthy condition of the special nerve or

nerves acted on, the strength and diffusion of the nerve-currents, and the vividness with which the idea was first perceived. These include temperament, constitutional quality, and cerebral conformation.

The diversity observable in the retentiveness of different persons is very remarkable ; not only so, but persons are rare whose memory is equally retentive for all things. The memory of some seizes hold of particular facts with a firm, enduring grip, but some other facts it handles tenderly, and soon permits them to escape ; and some memories resemble a sponge : though their holding capacity may be great, a little pressure of time empties them. Such memories may be further likened to a leech that voraciously feeds to satiety, and forthwith disgorges its meal. Many diversities are accounted for by phrenology ; but the best observers have found something regarding the power of memory unaccountable. There is evidently a basis of retentiveness, the physical signs of which have yet to be discovered.

REASON AND JUDGMENT.—The powers by which we examine evidence, and draw inferences, and come to conclusions, imply discrimination : the perceiving of similarity and dissimilarity. The power of discrimination constitutes a feature of leading prominence in the intellectual status of man ; and an endeavour to estimate it should form one of the chief aims of the character analyst.

Whether we direct our attention to the outward observation of things and their qualities, numbers, positions, relations, and bearings to each other, or to their movements, or analyse the operations of our mind by introspective examination, differentiation or agreement will be found to be the main object of our research which requires discriminative capacity.

Generalization can be carried no further than this division of the powers of the intellect.

Great individual differences, however, of memory and discrimination, are everywhere observable, and they are also very numerous. To account for these differences, and the vast variety of intellectual aptitude manifested,—or to point out the outward or visible signs of this state of things in the human form,—is what phrenology aims at. This, it must be admitted, is laudable.

Gall and Spurzheim divide the intellect into two genera: Perceptive and Reflective Faculties. The perceptive faculties are said to take cognisance of the nature of our sensations: the difference between the kinds of them and of their qualities. They are likewise often spoken of as the observing and knowing faculties, and as forming the basis of the practical, matter-of-fact, and scientific order of mind when they are predominantly active.

The functions of the reflective faculties are essentially to perceive similarity and dissimilarity, and the relations of cause and effect, and to generalize

their observations and deductions. When they are dominant in power, they form the basis of the theoretical, logical, and philosophic type of mind.

It is a demonstrable fact, that there are cranial signs indicative of the thoughtful and the reflective type of mind, and likewise of the mind that is more given to observe tangible qualities than abstract principles. Nevertheless, the terms perceptive and reflective do not so definitely designate these mental types as could be wished; for all the intellectual faculties both perceive and reflect. To reflect is to look inwards. The mind, as it were, reflects back upon itself and examines its own perceptions. Every faculty of the intellect is reflective so far as revolving inwards is characteristic of reflection, inasmuch as none can look outwards. They are restricted to the perceiving of sensations. To analyse, to classify, and to trace causation are the functions of the so-named reflective faculties,—namely, Comparison and Causality; which imply the perception of likeness and unlikeness, and of the relations of cause and effect; and that these mental processes are as purely perceptive as the discrimination of the difference of configuration, dimension, gravity, colour, etc. When a person endeavours to compare any of these qualities of things that are present with those that are absent, the faculties of Form, Size, Weight, and Colour reflect as certainly as Causality does when the relation of cause and effect engages the attention.

Scientific and Philosophic, or Practical and Theoretical appear to me more appropriate terms to distinguish the dissimilarity of the functions of these groups of faculties than Perceptive and Reflective. But as these names have been so long in use, and as their meanings are generally understood, the substitution of others now would probably be inconvenient.

THE SENSES.—*Touch, Taste, Smell, Hearing, and Sight*, are the channels through which we derive our knowledge of the objective world. Their respective nerves are adapted and susceptible to particular kinds of irritation from without, and when any of them is irritated by its appropriate stimuli, the irritation is conveyed to the brain, and there produces sensation, and when made with sufficient force, the mind becomes conscious of it; then the intellect comes into play and cognizes the nature of the sensation, and refers it to the outward cause from which the stimulus originated. The organs of sense, then, are nerves exposed to the influence of special agents.

TOUCH.—The nerve of touch is ramified over the skin and part of the tongue, by which we feel resistance or solid pressure.

TASTE.—The ramification of the nerve of taste is on the tongue. It is susceptible to certain chemi-

cal properties of liquids and of solids that are dissolvable in the mouth.

SMELL.—The olfactory nerve is spread over the pituitary membrane, situated in the nose. It is adapted to the stimulus of gaseous effluvia, and puts us in relation to things at a distance as well as those that are near.

HEARING.—The auditory nerve, which is located within the ear, is suited to the influence of aërial pressures, or atmospheric waves.

SEEING.—The optic nerve is adapted to the rays of the sun and other luminous bodies. It is ramified behind the eye, and this ramification is named the retina.

These organs of sense are named the external senses, in consequence of being exposed to external influences, and to distinguish them from the organs of sense that are directly effected by internal stimuli,—named the internal sense, and the muscular sense.

THE INTERNAL SENSE.—The nerves of this sense are ramified over the internal viscera to give due notice of their condition,—such as hunger and thirst, and when the excrementitious organs require relief. They are the media of numerous pleasures and pains.

THE MUSCULAR SENSE.—Sensory nerves are distributed to the muscles along with the nerves of motion. Their functions are to make known to the mind the muscular condition,—such states as tension, flexion, dead-strain, fatigue, freshness, and all abnormal effects.





CHAPTER IX.

CRANIAL SIGNS OF CHARACTER.

PHRENOLOGISTS treat of the cranial signs of character as organs of primitive faculties of the mind, and I do so likewise in "Phrenology, and How to Use it in Analyzing Character," and have followed a similar course in the preceding pages, especially in the controversial sections ; but I deem it advisable, at this stage, to depart from this method, and shall now speak of signs of character, and define their localities : how to estimate their size, and interpret their indications : how to infer the talents and aptitudes for special vocations, the inclinations, temper, and disposition of individuals : what a person may become under certain conditions, and what he would be more or less likely to excel in by application and proper direction of his powers. These subjects, however, can only be briefly treated, for the work has already considerably outgrown the original design.

The signs are classified under two orders : the *Feelings* and the *Intellect*. They are divisible again

into those common to man and animals, and those peculiar to man.

It is impossible to define the point where the animal ends and the man begins; but, roughly speaking, a line of demarcation may be prescribed in the human skull or head immediately underneath the frontal and parietal eminences. It has been observed that man is highly endowed in proportion to the mass of brain above this line; and that in persons in whom it is predominantly developed, all the moral attributes that distinguish human from brute life are dominantly active: that persons whose brains are most developed in the basal region are more strongly inclined to animal gratification than the preceding class, in the ratio of the preponderance in the size of the mass of brain below this division line to that above it.

Instructions will be given in another section how to estimate the size of the signs of character; but it may be serviceable before defining their localities and indications to note that the sizes of the signs situated in the occipital region of the head may be estimated by the extent of their backward projection beyond a vertical line drawn over the middle of the mastoid process, and those in the frontal region by their advancement before a vertical line drawn from the centre of the zygoma; and those situated in the middle region by the extent of space between those vertical lines. The width of the head gives their lateral dimensions.

CRANIAL SIGNS OF CHARACTER.

Order I.—SIGNS OF THE FEELINGS : THEIR NAMES,
NUMBERS, AND SITUATIONS.*

1. *Amativeness* is situated in the cerebellum ;
2. *Philoprogenitiveness* in the infero-posterior portion of the occipital area ; and
3. *Inhabitiveness* lies immediately above it ; and next in order above this sign is the seat of
 - 3A. *Continuitiveness*.
4. *Adhesiveness* is located at each side of the last two signs.
5. *Defensiveness* is situated behind and above the mastoid process, on a line with the upper half of the ear, in the post-squamoso-sphenoid area ; and behind and partly underneath its lower portion is
 - E. *The Centre of Energy*.
6. *Destructiveness* lies about the ear. The top of the ear marks its superior border, and it extends backward to a vertical line drawn from the posterior border of the mastoid process, which separates it from *Defensiveness*.
- 6A. *Alimentiveness* is in the squamoso-sphenoid area, about an inch in front of the ear. Its superior boundary is on a line with *Destructiveness*, and it dips into the middle fosse of the cranium. In front of this

* The student, in studying the description of the phrenological map, should either have the model bust, or the engraving of it, before him to refer to.

- C. *Bibativeness* has its location in the same area. What the cerebral mass situated in the ali-sphenoid area, and that lying between it and *Bibativeness* indicate, is not known. I am, however, inclined to think, after making hundreds of observations of the size of this part, and the health of various persons, that it indicates particular states of the abdominal viscera. I have observed that persons, as a general rule, whose heads are very narrow at this part, are apparently predisposed to sluggishness of the liver and bowels, and that it is *vice versa* in the case of those who have an opposite cranial conformation.
7. *Secretiveness* is located above *Destructiveness* and *Defensiveness* in the infero-parietal lobule area.
 8. *Acquisitiveness* is directly in front of the last sign. It has
 9. *Constructiveness* for its anterior neighbour.
 10. *Self-Esteem* is at the top of the back-head, at each side of the median line, in the posterior portion of the upper parietal lobule area ; and
 11. *Approbateness* lies at the sides of it. Then comes, in a lateral and anterior direction,
 12. *Cautiousness* ; in the centre of which the parietal eminence is situated.
 13. *Benevolence* is at the top of the brow, posteriorly at the sides of the median line, and in the upper posterior part of the supero-frontal area. Behind it is the location of

14. *Veneration*, and next in order comes
 15. *Firmness*, at each side of which is
 16. *Conscientiousness*. Next it anteriorly is
 17. *Hope*, at the lateral sides of *Veneration*.
 18. *Love-of-Change* (*Marvellousness*) is in front of
 the lower half of *Hope*.
 19. *Love-of-the-Picturesque* (*Ideality*) is situated later-
 ally to the last sign, and extends a little farther
 back. Posterior to it is
 19B. *Sublimity*, which extends to *Cautiousness*.
 20. *Imitation* lies between *Veneration* and *Love-of-*
Change, and in front of the upper half of *Hope*.
 21. *Humorousness* is in front of, and in a down-
 ward and lateral direction to *Imitation*.
 36, 37, and 38. *Graveness*, *Laughter*, and *Awe* are
 situated immediately below *Ideality* and *Sub-*
limity, and stand to each other from before back-
 ward, in the order as enumerated.

Order II.—SIGNS OF THE INTELLECT.

22. *Individuality* is situated between the eyebrows ;
 and the following come next in order after it in
 a lateral course, around the orbital arch :—
 23. *Form*. 24. *Size*. 25. *Weight*. 26. *Colour*.
 27. *Locality* is directly above Nos. 24 and 25, which
 takes a slightly oblique, lateral direction from
 below, upwards.
 28. *Number* is located behind the external angular
 process, and

29. *Order* adjoins Colour.
30. *Eventuality* is in the middle of the forehead, above No. 22. The upper part of No. 27 is next to it outwards ; then comes
31. *Time*, above Nos. 26 and 29, and
32. *Tune* is external to Time on the same plane. Its centre is about the line of the temporal ridge.
33. *Language*. Prominence of the eye, the amount of space between it and the supra-orbital ridge, and the fulness of the under-lid are marks of the retentiveness of the memory of words, and the talent for articulate language.
34. *Comparison* is situated immediately above No. 30 in the centre of the upper part of the brow, and
35. *Causality* adjoins it at each side, and is bounded laterally by No. 21. The frontal eminence marks its centre.
- Nos. 22, 23, 24, 25, 27, 30, and 34 are in the supero-frontal cranial area ; 26, 29 and 31 in the middle ; 28 is in the inferior area ; 32 is partly in the middle and infero-middle frontal areas ; and 35 is partly in the superior and middle frontal cranial areas of the præ-coronal region. See plate No. 4.

In studying the distinctive features of the emotions, and the part each plays in the drama of life, it should be borne in mind, that difference

forms the basis of individuality of character, not negation ; just as dissimilarity in form and feature constitutes personal identity.

“ Have I got this or that organ ? ” is a common question asked by persons on consulting a phrenologist. It would be quite as rational to ask, “ Have I got a nose, or a mouth, or a chin ? ” for, as these prominent features are the common inheritance of mankind, so are the whole of the emotions and talents of the human mind common endowments. As the nose does not form the face, neither does an emotion or a talent form the character ; but, as the form and size of this feature individualises, to a certain extent, the face, so do a strong emotion and a vigorous talent partly characterise the mind : and as there is a vast variety of facial forms, so do heads present a great diversity in configuration ; and the emotions and talents are found to be equally dissimilar.

Though we breathe through the nostrils and mouth, these organs do not indicate the measure of the breathing capacity. Now, every person is susceptible to sensations through the nervous system, which give rise to emotions of love,—love of children, for example ; yet, this neither constitutes equality of susceptibility, nor the intensity of the emotion, nor the measure of its abiding strength and activity. Such differences are not disputed ; but their causes, and the outward signs of them, are subjects on which disagreement exists.

Phrenologists hold that, other conditions being *about* equal, in different individuals, the comparative development of the inferior posterior portion of the occiput indicates the comparative strength of the love of children possessed ; and that all the emotions and talents have their signs in the head, from which their power can be inferred with a tolerable degree of accuracy. Is this so? It is needless to say the position is disputed ; and I am free to admit there is a foundation for dispute ; but it wants solidity. I will not say it is a sandy foundation, but am prepared to prove that it will not support the structure that it is represented to bear.

Taking the love of children, as an example, by way of illustrating the case, let us endeavour briefly to expose the basis of opposition to view in the best possible light, in order to investigate it, and to form an unbiassed and correct judgment regarding its solidity.

First, then, persons having a moderate development of the sign of Philoprogenitiveness, are frequently observed tenderly nursing children, and otherwise manifesting attachment to them. They attentively stand by the cradle, and guard it from interruption, when the health of the dear creature happens not to be up to the mark, and should it be pained, they put forth all their energies to soothe it and assuage its sufferings : they spare no time or money, or personal comfort. Have we not, then, in such cases, every mark of strong love of children?

I decidedly answer, no. Kindness, compassion, tenderness, and self-abnegation in the discharge of duty there are markedly shown, but the prominent features of ardent love are not. What are these? Grief, nervous apprehension for the child's recovery, lest some fatal symptom may supervene, causing a fearful looking forward to the harrowing scene of separation, and an enervating, sorrowful, foreboding realization of the fact. These are but a few of the symptoms originating in predominating energy of the feeling of child-love; and should the dreaded event occur, a will-not-be-comforted sort of frenzy follows. Who can gauge the disruption that such an event causes in such a person's mind, and the endurance of the chasm; and its susceptibility to be disrupted, when the wearing apparel or playthings of the departed one turn up, or when infants that were born about the same time as the deceased are seen hanging on their mammas' bosom, or while their engaging prattle is listened to, or their winning ways beheld? The calculation baffles the intellect, and even imagination fails in the attempt to conceive it. But kind and dutiful parents calmly giving up their children at the summons of death, and reconciling themselves to their bereavement with the knowledge of having done their duty, is a scene of ordinary occurrence. These diverse manifestations are marks of dissimilarity in the vigour of the innate love of offspring. Although dissimilarity in the emotions of Defensiveness, Self-

Esteem, Cautiousness, and Hope, in different persons, modifies the effect of the feeling on the mind of each.

It will be found that nurses who have a large development of the sign of Philoprogenitiveness experience a very different kind of enjoyment in fondling children to those whose sign is much less developed, notwithstanding the latter may nurse with considerable tenderness. The former feel thrills of pleasure succeeding each other, that come, as it were, from every fond embrace and endearing look. The latter nurse not so much for the love of nursing, or the actual pleasure they feel in it, as from a sense of duty, and a benevolent intention to confer some benefit on the helpless wee things, and to make them happy. They are actuated more by Benevolence than Philoprogenitiveness, and would nurse a weak, suffering adult as kindly and faithfully as a child; while the former might barely do their duty in an adult sick room, and even that with grumbling. The pleasure of nursing accruing from the emotion of Benevolence is very unlike that which springs from Philoprogenitiveness, and it gives rise to characteristic traits peculiar to itself.

Every emotion and intellectual faculty may prompt to the fondling of children, and yield pleasure. A beautiful child would naturally excite the emotions of Love-of-the-Picturesque, and draw attention to it. A child whose dress displays harmony of colour would arrest the attention

of a person whose perception of colour is acute, and would command a pleasing recognition; and finely modelled symmetrically proportioned features would attract large Form, and beget a pleasurable response. Even a sensitive touch conveys pleasure when the velvety skin of an infant is felt. An analysis of these various emotional and intellectual pleasures, excited by the child, shows that, while they all add to the general effect, each is merely satisfied by the quality which is its natural stimulus, and that real child-love, as a natural instinct, springs from Philoprogenitiveness specially.

Supposing two persons possessing all these other qualities in equal strength and culture, but the one having the sign of Philoprogenitiveness small, and the other having it large, love of children would be very differently displayed by them on such. It is differences, however, that phrenology as a system of character rests as its basis.

Dominant emotions and talents individualise the character, as particularly formed features signalise identity.

It may be advantageous to examine another sign of the social group on which misapprehension is shown,—namely, Adhesiveness. Strong friendship and abiding attachment are manifested by persons in whose heads this sign is predominantly large. They do not welcome you by putting their hands into yours like a dead fish, nor present a finger to

shake as though it were a disjointed member. They seize your hand with a firm grip, and giving it a lively shake, send a gush of friendly greeting through the system. There is no mistaking its character: it is warm, frank, thorough and attractive. This is their general rule of conduct; but exceptions occur. Largely developed Approbateness, Cautiousness and Secretiveness, combined with deficient Defensiveness and Self-Esteem, produce modesty and bashfulness, and counteract the outflow of friendship. Notwithstanding, though the presenting of the hand may not be so bold, nor the grip so strong, still you get the whole hand in your palm, and a discharge of true friendship into your soul, that is nothing the less genial because modestly given. Pent up friendship is like water in a reservoir. You have only to prick its sides, and out it flows by force of its own gravity.

Reader, did you ever feel the repelling shock of a dead-fish-like shake of the hand? What a freezing chill! How it blights the bloom of friendship. The bare thought of it is enough to make one shiver.

But what of the digital shake? It is a disjunctive conjunction. It marks the temperate zone of friendship—a soul that is neither hot nor cold. I should as soon expect a shower of gold bursting from a thunder-clap, as a large sign of Adhesiveness in the craniums of such hand-shakers.

Adhesiveness, however, is only one member of

the social group and friendship-family of feelings. Amativeness, in full vigour and large growth, puts a force in the hand, as well as a lustre in the eye, that the loved one alone can fully reciprocate. Benevolence likewise is productive of sociality and love; and the intellectually disposed may seek society for the gratification of their special proclivities. But enough for the present. Adhesiveness has distinctive features that are unlike those of every other emotion.

I intended to write a chapter descriptive of the influence of the combined action of the emotions and talents generally; but the examples already given must suffice, excepting what is advanced on this head on the indications of the signs.

No. 1. *Amativeness*.—The size of the cerebellum is indicative of the strength of this feeling, and the desire of the sexes for each other's society. When it is large the feeling is found to be correspondingly strong, and ardently solicitous for gratification; and when this portion of the brain is small, sexual love is modified in like ratio. However, this rule, like all general rules, has exceptions, and other causes must be sought than the dimension of the outward sign to account for the more ardent solicitations of this propensity: such as functional derangement and hereditary transmission.

Some time ago I was consulted by a young married gentleman whose nervous system was ener-

vated by amative abuse. He had only a moderate development of the cerebellum, but was evidently worried by lascivious desire, and had reprehensively loose views of the marriage compact. In answer to questions I put to him, he stated that his father was marked for lewdness and violation of the ties of matrimony. This youth had probably inherited morbid irritability of the cerebellum and genitive organs from his dishonourable parent.*

No. 2. *Philoprogenitiveness*.—The feeling or instinct from which springs the love of young. Probably there is no feeling of the human mind in which greater individual differences are observed in its manifestations than in this; and similar diversities are observable in the size of the sign. Where it is large, the feeling is energetic; and a child, or in the absence of one, a pet, is fondled endearingly, in that case; but those in whom it is small show in their demeanour towards children that their love for them is markedly weak. Various degrees between largeness and smallness of the sign indicate equally modified degrees of the activity of this feeling. See introductory remarks to this section, pp. 158–61.

No. 3. *Inhabitiveness*.—A person in whom this sign is largely developed feels more reluctant to

* See model bust for localities of all the signs.

change his place of abode (other conditions being about equal) than one in whom it is smaller. But, of course, there are many modifying conditions to be considered in analyzing character : such as size and quality of brain, temperament, and the relative dimensions and influences of other signs.

No. 3A. *Continuitiveness (Concentrativeness)*.—The feeling indicated by this sign seems to get satisfaction from continuous application ; and to be disagreeably affected by want of attention, changeableness of demeanour, and rambling. It therefore inclines the mind to constancy of pursuit for its own gratification, according to its vigour.

Some persons are ever changing from one subject to another, like a bird in a bush hopping from twig to twig ; while others continue in an even course in pursuit of their aim. In the former, this sign is generally moderate in size ; and it is larger in the latter. Discursive traits, versatility and fickleness, however, are not infrequently displayed by persons having a fair development of Continuitiveness. This state of mind is indicated by other signs,—such as large Love-of-Change (Marvellousness), want of self-discipline, and an equally balanced intellect, which seems to indicate that, in such a case, each faculty is equally solicitous for exercise, and when one becomes fatigued, others start into activity, and prompt to a change of topic or avocation agreeable to their tastes.

No. 4. *Adhesiveness*.—Persons having this sign large manifest considerable strength and endurance of friendship; and the opposite is shown by those who have a small endowment of it. They are fickle mortals, and not to be depended on. They make friends as the pastry-cook makes pie-crust: the richer it is, the easier it is broken. See introduction to this section, pp. 161-3.

No. 5. *Defensiveness (Combativeness)*.—This sign indicates what its name implies,—power to stand on the defensive, in proportion to its size; and when very large, the feeling tends to originate an aggressive tendency, as well as power to battle with the vicissitudes of life, and not to tamely submit to insult and wrong. Poverty of development indicates deficient courage. Phrenologists consider that this feeling is the chief source from which courage springs, and this undoubtedly is the case; but, though it is the principal element, it is not the only one. It may prompt to defend or to attack, but the comparative vigour and activity of Cautiousness would considerably modify its action. So would Approbativeness, Self-Esteem, Firmness, and Hope. A strong emotion of fear would incline the mind to consider the consequence of the act, in which Approbativeness would take a part with a force in keeping with its vigour, by suggesting the probable loss or gain of prestige that was at stake. Self-Esteem, if it were large, would give self-reliance;

but, if it were small, this essential quality would be deficient. Then Firmness would sustain the mind in the ratio of its vigour, and Hope would assist according to its strength. Conscientiousness would also play its part, by bringing into view the right or wrong of the matter, and the duties arising therefrom. It will therefore be observed, that in order to correctly estimate the courage of an individual, a great variety of circumstances must be duly considered.

E. *Centre of Energy*.—Many years ago my attention was drawn to the dissimilarity of the enduring qualities of different persons which I could not account for, and I was led to infer that it has a special cerebral basis. After close observation and minute manipulation of a large number of heads in many parts of the country, passing over a lengthened period, I discovered that persons developing great power of endurance had wide heads at the base of the posterior region, directly behind and underneath the hinder portion of the sign of Defensiveness: and that deficient development of this part, and a corresponding want of enduring power, generally went hand in hand. Several subsequent years of experience and research have confirmed these observations, and I am persuaded that there is a connection between the power of bearing fatigue and severe mental and physical strain, and the cerebral part underlying the portion of the skull described,—

the outward sign of which, for want of a better term, is named the sign of the Centre of Energy.

Individuals have come under my notice whose muscles and head were uncommonly large, yet who were suffering from premature exhaustion, and I found this sign small in them. The size of the head and muscles of others was only medium, but the Centre of Energy was large ; and their power to bear hardship, I found, was remarkable.

The history of the discovery of this sign and its indications are given in "Phrenology, and How to Use it ;" although by no means so fully as it might have been. A goodly sized volume might be written on the subject, but I neither have time nor disposition to write and publish what probably few would buy, and fewer care to read. I make these remarks in consequence of a reviewer or two of "Phrenology, and How to Use it," expressing an opinion that the history of this sign is too briefly written, and too meagrely illustrated by cases, to produce conviction of its existence. My only reply is : that I do not desire any person to take anything for granted on my dictum : Nature is everywhere present. Let those who desire conviction, observe for themselves ; and, if they choose, repeat my observations and make known the result. I am wedded to nothing but truth, or what seems to me to be truth. I should throw Phrenology to the winds to-morrow, without hesitation, if convinced that it is not substantially founded on truth.

No. 6. *Destructiveness*.—The size of this sign, and the energy of the feeling, should be measured by the comparative width of the head over the ears, with its breadth in general, and especially by the depth of the orifice of the ears, below a horizontal plane drawn backward from the superciliary ridge. The position of the ears in relation to this plane varies in different persons, and in some cases to a great extent. The ears of some are fully two inches lower down than others; and as great dissimilitude is observed between their tempers. The high-set-eared are more forbearing and less vindictive than those who have deep-set ears,—notwithstanding their heads may be equally wide at this sign. The former are like the old brimstone dipped matches that required considerable heat to ignite them; the latter are like lucifers,—a little friction is apt to set them in a blaze. The former are much quieter in movement and milder in demeanour, and do not make use of such strong epithets, etc., as the latter, other conditions being *about* equal. The sarcasms and denunciations of the deep-eared class are of the rasping sort. They do not handle their opponents with kid-gloves on, nor attack principles, and what they conceive to be impediments to their success, in a mincing manner. They go to work with a vigorous aim, like a farmer with his steam-plough and grubber. They feel as much pleasure in uprooting as planting, in pulling down as building up. They attack, with a death aim, theories, dog-

mas, laws, customs,—everything, in fact, which seems to them behind the march of the times or against their own interests.

The feeling that this sign is indicative of puts us in relation to the destructive forces of nature, and is an essential quality in the battle of life. Under the direction of a cultured intellect, and the control of the moral powers, it prompts to the destruction of everything that is inimical to the commonweal, and urges untiringly onward the pioneers of progress and enlightenment. But, when the feeling is acutely susceptible and energetic in action, and is precipitated by selfishness, this combination instigates to the committal of the most revolting deeds.

All calm, deliberate murderers, whose heads, skulls, or casts I have examined, have had deep-set ears. This feature is especially marked in the case of slow poisoners, who with deliberate persistency took the life of their victims by degrees.

No. 6, A. and C. *Alimentiveness and Bibativeness*.—Considerable diversity is manifested by different persons with regard to relish and appetite, other conditions being *about* equal. Some appear as though they considered eating and drinking their greatest earthly enjoyment; they display a gormandising propensity, and seem to possess a digestive capacity of equal power. Others, again, are naturally abstemious, and digest the little they take with comparative difficulty. These opposite

traits are indicated by the size of the parts localized as the above signs. The various intermediate dimensions that are observable of these parts indicate corresponding differences in the vigour of relish, appetite, and digestion. All other conditions considered, I have found persons having a predominance of the sanguine temperament to be the most inclined to luxurious indulgence.

No. 7. *Secretiveness*.—The trait of character indicated by this sign is an inclination to conceal. Persons in whom it is largely developed, usually display a marked tendency to prevent the inward working of their minds, their plans, aims, projects, and actions, from being observed, or otherwise made known. But the extent to which this tendency influences the conduct of any person depends on the vigour and activity of other feelings, and of the intellect. Two or more persons may have the sign of Secretiveness of equal dimension, yet may act very diversely. One may manifest praiseworthy prudence, tact, and strategy; another may display despicable features of low cunning. Like diversities characterise those who possess this sign in a similar degree of smallness. Some seem almost void of the power to conceal, and are reprehensibly open-minded and imprudent. Others, again, although frank and transparent, act in a judicious manner. Hence, it is absolutely impossible to correctly infer how a person would be likely to act under any set

of circumstances without taking into consideration the general form of his head, and the effects of the combined activity of the mental powers.

Nothing savours more of quackery than pretending to describe a person's character by saying to him that a particular organ is large, and therefore you have this or that talent, and are capable of doing so and so, or you are disposed to act in a certain manner; your organ of Self-Esteem, for example, is small, and you are diffident and unreliable. I regret to say, however, that this is not an uncommon method. Another significant sign of charlatanry is the groping of heads for *bumps*!

When the feeling of Secretiveness is strong, and is properly governed, it prompts to tactic and strategic action, and greatly aids the sly humourist and skilful dramatist. The peculiar mental traits of the fox forcibly illustrate the characteristic features of vigorous and uncontrolled Secretiveness.

No. 8. *Acquisitiveness*.—A large development of this sign marks the acquisitive person who bends his energies to make money and to own property. The feeling indicated by it also stimulates other powers to gain what they desire. Successful merchants, and persons who have amassed great wealth, will be found, as a general rule, to have the sign of Acquisitiveness large. The strength of this feeling is in the ratio of the cranial swelling at the seat of this sign.

No. 9. *Constructiveness*.—The inclination marked by this sign is to use tools in some way or other ; but whether for purposes of construction or repairing, or for works of art, depends on the direction of other desires and intellectual proclivities. It finds agreeable exercise, for instance, in plotting, or in constructing a story.

No. 10. *Self-Esteem*.—The emotion of Self-Esteem imparts self-respect, self-reliance, and dignity of bearing. When it is energetic in a person of a moderate intellect, repulsive egotism is not an uncommon manifestation. Tolerable vigour of the feeling is requisite for the beginning of new undertakings, backed up by courage, application, and knowledge. Persons who possess the sign of Self-Esteem in a moderate degree of development are apt to underestimate their powers, and to quail before ordinary difficulties, or at least to hesitate much at the commencement of the struggle, and they often fail where persons of inferior ability succeed.

No. 11. *Approbateness*.—A large development of the sign of Approbateness is a sure indication of an ardent longing for commendation and ambition for distinction, and an inclination to take the counsel of friends, especially where Self-Esteem is moderate. It is likewise indicative of the keen susceptibility of a person to reproof : a tendency to fancy that his merits are unappreciated, and to be

jealous of rivals. But a person in whom this sign is small, and that of Self-Esteem large, is apt to feel disregarding of public opinion, and consequently to be slow in learning to benefit by just criticism. The feeling of Approbativeness in tolerable strength is necessary to induce emulation and a courteous demeanour.

No. 12. *Cautiousness*.—Whatever the primitive function of the feeling may be, and the conditions to which it is adapted, that this sign indicates, Cautiousness is undoubtedly a mode of its operation. All things considered, persons who are largely endowed with it manifest more caution and susceptibility to emotions of fear than those who have a less endowment of it; and, as a natural consequence, they are more inclined to look forward and estimate the probable consequences of the signs of the times, and to prepare themselves for coming emergencies. This feeling in great activity seems to call into its service other emotions and talents for its satisfaction, and thus to originate forethought and circumspection.

No. 13. *Benevolence*.—The size of the sign of Benevolence must be calculated according to its elevation from the boundary line between the man and the brute, and the length and breadth of the head should likewise be reckoned. The same method should be adopted in estimating the dimension of

every sign in the upper region and the energy of the emotions indicated. The variations in the size of this sign that are observable in different persons distinctly indicate,—other conditions being *about* equal,—the degree of susceptibility of each of them to piteous emotion, and the intensity of the inclination to put forth efforts for succouring the destitute, for assuaging the woes of their fellows, and otherwise helping them.

Sheer selfishness may prompt persons to aid others, and in the heads of such, the sign of Benevolence may be moderately developed; but it is always found of ample magnitude in those who, for the love of doing good alone, bestow charity, and try by other means to benefit their race. Largeness of this sign is a mark of the true philanthropist.

No. 14. *Veneration*.—Veneration is defined in the “Etymological English Dictionary,” thus: “*the act of venerating*; the state of being venerated; respect, mingled with reverence and awe.” Awe is defined: “reverential fear, dread.”

Now, the emotion named Veneration does dispose us to venerate, and when it is in a high state of vigorous activity, and is uncontrolled by an enlightened understanding, or otherwise modified by co-acting emotions, it unquestionably disposes to reverence with awe, and tends to produce a servile demeanour.

It is needless to say, that the production of the

latter manifestations is not the primitive function of this emotion. But to assert that to venerate in the manner usually taught is not its primitive function would probably evoke discussion, which I do not care to do. Nevertheless, such is my opinion.

If we wish to arrive at a correct conclusion regarding the proper function of any emotion or talent, we should view a man in connection with his surroundings, with a view to find out his adaptability to them. We should begin our investigations at his birth, and watch, with a critical eye, the development of his mind,—the bud as it begins to open,—as it gradually unfolds and expands into the full-blown flower. If we, on the contrary, begin with the developed mind, when it has been subjected to surrounding influences, when it has been partly moulded into shape by training, and been accustomed to act by force of habit, we will find the investigation beset with difficulties, and barren of reliable results.

Now, obedience is required of us in all the stages of life. Without it anarchy would be everywhere : revolt and revolution would be the order of things. Obedience is the chief corner-stone of the social temple. It is practical deference to the laws of God and man. Genuine obedience to God's laws is operative Veneration in its highest form ; and genuine obedience to the laws of man, enacted for the greatest possible good of the greatest possible number, is the same virtue in a lower form.

I consider, then, that the inclination to obey springs from the emotion now under consideration, and that *Obedience* is a better name for it than *Veneration*, inasmuch, as it more distinctly points out the natural adaptation of man to his state of existence.

All things considered, persons who have the sign of *Veneration* more fully developed than others, are more inclined to obey,—more deferential and reciprocally susceptible to like demeanour. Largeness of this sign is a mark of the worshipper; and a less development of it indicates a corresponding disinclination to worship.

No. 15. *Firmness*.—The feeling indicated by *Firmness* is expressed by its name. A firm, determined disposition; an innate prompting to surmount difficulties, to oppose aggression, and everything which the person conceives to be inimical to his interests and the welfare of those he takes under his protection, is a certain indication of a large development of this sign. A small endowment of it indicates a conscious want of power to struggle against opposing forces and a tendency to yield.

No. 16. *Conscientiousness*.—Definition: love of truth and justice. A keen sense of honour, an ever watchful eye over the inclinations, with a determination to subdue the first rising of an unrightful

desire, and to strangle it at its birth, shows the feeling of Conscientiousness to be vigorous ; and in all persons that display such traits, this sign will be found remarkable in size. Diminutiveness of the sign, and a selfish disregard of the rights of others, and of the truth, are usually concomitant. However, care must be exercised in analysing character, to take into consideration modifying influences—*for* one individual may have the sign of Conscientiousness absolutely less than another, and yet may act more honourably, more truthfully and justly. The indications of these traits should be sought for in the relative size of the signs of the selfish feelings in the two heads. Many indications accounting for the difference in the conduct of different persons in regard to what is just and true might be given, but space forbids ; and the student who desires to learn the art of reading character, must learn to observe and think for himself. Should he desire more aid than is to be found in this work, he will find it in the pages of “ Phrenology, and How to Use it,” etc. He should likewise study the works of Gall and Spurzheim, and the *Edinburgh Phrenological Journal*. This work was published in the palmy days of Combe, and consists of 20 volumes.

No. 17. *Hope*.—Ample dimension of this sign indicates a hopeful tendency of mind ; and a lesser growth weaker Hope. The relative sizes of Cautiousness, Defensiveness, Self-Esteem, and Firm-

ness, are found to materially modify the activity of this emotion.

No. 18. *Love of Change (Marvellousness)*.—The traits of character manifested by persons having this sign large, are an ardent longing for variety, newness, and novelty: the romantic, the weird, and plot interest. Excessive credulity is often an accompaniment of largeness of this sign: and incredulity is the usual concomitant of smallness of it. In such cases there is a tendency to scepticism, and it requires the convincing force of the logic of fact to beget belief. Vigour of the feeling seems to induce a desire to invent,—to produce that which will give it satisfaction.

No. 19. *Love-of-the-Picturesque (Ideality)*.—The desire of the mind which the emotion gives birth to that is indicated by this sign, is what its name implies, love of picturesqueness, a susceptibility to the refining influences of art, and an inclination to adorn and beautify. The feeling exerts an influence over other emotions, and the intellectual aptitudes, and incites them to action for its own gratification, in proportion to its energy and persistent activity. It is one of the principal emotions which originates poetic embodiment of thought. When it is energetic, picturesqueness and quiet beauty thrill the soul with ravishing transport; but the grandeur of wildness touches it lightly.

No. 19B. *Sublimity*.—The contemplation of beauty and serenity begets but weakly responses in some persons, whereas the sublime aspects of nature arouse all their energies into a delirious thirst for the grandeur of the scene, that only subsides by the fatigue of drinking,—they revel in tumultuous upheavings, and the upheaved,—the craggy steep, the loch and glen, and the grandeur of wild vastness. In such moods their emotions find expression in lofty strains; and, glen-like, they echo the poetry of their surroundings.

In this class, the sign of Sublimity is found to be much larger than the sign last defined. The poetry originated by the emotion of Sublimity is as unlike that which Love-of-the-Picturesque originates as the scenes are to which they appear to be adapted, and which they are more impressed with. But the energy and activity of other emotions and intellectual powers, contribute to the different compositions, and give them a colouring which, in some measure, accounts for the dissimilarity of the styles and strains of poets.

No. 20. *Imitation*.—Man is an imitative being. His words, actions, gait, demeanour, and productions are naturally copied by others, and effect society for good or ill, long after he has been gathered to his fathers. The inclination to imitate, and the capacity for faithful delineation, are everywhere observed to be very dissimilar in different

persons. Some in infancy, and through the transition of every period of life to old age, manifest remarkable imitative power, while others possess it in a very moderate degree, and are equally disinclined to copy; nay, they seem to think the practice of copying styles and manners degrading, and consequently strive at originality. The heads of the former are found to be elevated and broad at the region of the sign of Imitation in proportion to the energy of the manifestation of the feeling. The heads of the latter are lower and narrower at this part than the former, and such depressing leanness is observed to be more marked as the desire for imitating is shown to be weaker.

No. 21. *Humorousness*.—This sign (organ) was named *Wit* by Dr. Gall, and Dr. Spurzheim called it *Mirthfulness*. I prefer the appellation *Humorousness*; still I am not satisfied with it, and wish a more appropriate name could be found. The emotion it points out, and the desires that are the offspring of this emotion, as well as the views regarding them by my predecessors, are fully treated in “*Phrenology, and How to Use it in Analyzing Character*.” Several varieties of *Wit* are analysed and examples in illustration of them are likewise given in that work, which cannot be repeated here. Both *Wit* and *Mirthfulness* are undoubtedly manifested by persons having a considerable endowment of the sign under consideration; but my opinion is,

that these are only modes of manifestation when acting in combination with other feelings and intellectual proclivities, and that the primitive inclination it engenders is more of a humorous sort than witty or mirthful. Wit of the highest class,—such, for example, as that of Douglas Jerrold,—and a gay, mirthful disposition, are commonly displayed by persons whose heads show a moderate, and even a small development of it. A cast of the skull of Dean Swift is in the Edinburgh Phrenological Museum, of which I possess a copy, and this sign is small in it. I am inclined to think that Humorousness,—that is, the property of the mind, so-called,—is not a simple emotion, but that it is an intellectual quality, or that, if it is emotional in function, it has also an intellectual side as well.

GRAVENESS, GAYNESS, AND AWE.

These signs are numbered in accordance with the order of their discovery ; but they naturally belong to the order of the feelings, hence are treated of out of numerical rotation.

No. 36. *Graveness*.—I discovered this, and the two following signs of character, about seventeen years ago, and subsequent experience corroborates my observations and inductions regarding their distinguishing physical and mental features. Where the size of the sign of Graveness is considerable in the head, gravity of deportment and expression,

and a preference for grave surroundings, characterise the individual. Touching pathos thrills him to the core: pitches his voice in a minor key, and excites within him tender emotions, which often find vent in tears. When the emotion is predominantly vigorous it tends to produce pensiveness, and often melancholy. Smallness of the sign indicates opposite characteristics. The use of this emotion appears to be adaptation to the sorrows incidental to this life, and to induce us to deport ourselves properly on solemn occasions. It is one of the poetic group, and predisposes the artist to tinge his productions with its colouring. He over whom it dominates as naturally delineates the feeling as ducks go to water, whether his forte be music or the muses, the pencil and brush, or acting. Vigorousness of the feeling is essential to persons who emulate truthful delineation of the pathetic.

No. 37. *Gayness*.—The emotion that is indicated by this sign is the very antipodes of the last. It adapts to the lively and gay. It presides at marriage feasts, and sings the song of rejoicing at births. Graveness echoes the funeral dirge, and interestedly attends the last rites and ceremonies of the departed. Gayness acts as the safety valve to the over-be-joyed mind, by venting the surplus force in laughter. Graveness relieves pent-up grief by weeping. Some persons laugh at the veriest trifles, who are neither funny nor humorous. They laugh

at their own sayings, and even giggle boisterously at mischief. In all such I have found the sign of Gayness predominantly developed. Some occasionally laugh and cry alternately,—almost in the same breath. The heads of this class show the signs of both Gayness and Graveness to be equally large. They are alike impressible to mirth, ludicrousness, and pathos.

I know an intelligent and kind lady of this stamp. She says her first impulse is to laugh at a mischief; and often when she has done so, she has been suddenly affected to tears, and felt ashamed of herself for her improper conduct. Her aged mother, for whom she manifests very tender regard, once had occasion to stand upon a chair to do something, and, in doing so, she fell down in her presence. Now, instead of going to assist her mother, she was instantly seized by an uncontrollable fit of laughter, at the ludicrousness of the old lady's position, which, having subsided, sorrow and weeping followed suit.

No. 38. *Awe*.—That there are great individual diversities in impressibleness by awe-inspiring scenes and topics, is a fact of general experience; and I am convinced that the comparative size of this sign, and the various degrees of susceptibility observed in different persons, have some connection. This conclusion has not been hastily arrived at. My researches have been diligently continued for seven-

teen years, and during this time I have manipulated a very large number of heads and skulls, and have inquired into the history of their possessors, with the aim of testing the correctness of my observations regarding this sign, and what it indicates; and I have invariably found,—other conditions being *about* equal,—a concomitance between largeness of it and acute sensibility to awe-commanding phenomena. Persons so constituted manifest an unusual inclination to behold the awful grandeur of nature, and they describe it more graphically and poetically than others in whom the sign is smaller. They embody their emotions in terms expressive of profound Awe. This emotion, doubtless, contributes to the production of poetry and art. When it is very vigorous, it seems to produce fear.

Order II.—SIGNS OF THE INTELLECT :—THEIR
INDICATIONS.

Remarkable individual varieties of talent and intellectual aptitude are manifested throughout the world. Equal capacity for learning, and the desire for studying every branch of scholastic knowledge, are as rarely found in a family as perfect likeness of feature; and there is as great diversity in the retentiveness of the memories of persons. Parents, teachers and all classes, are agreed on this point. Some persons from infancy display an almost insatiable desire for knowledge, and to make books

their constant companions. Others delight in the companionship of their fellows, and manifest a sort of gregarious instinct: such persons care comparatively little for book-learning. Some are diligent observers of Nature, and study her teachings with extraordinary ardour: some display a very opposite taste, and if they learn anything of her works, they get it at second hand—that is, from written or oral descriptions. Some are thoughtful and much given to reflection: some seldom or never think on any subject excepting for the gratification of appetite. Then we have every variety of talent manifested for one or more departments of study in diverse degrees of strength. One shows a speciality for arithmetic, another for history, a third for geography, a fourth for language, a fifth for mathematics, a sixth for logic, while a seventh class seems to have no speciality: their mind ranges through the whole field of knowledge; and some of them succeed in distinguishing themselves for versatility, but profundity in any branch is rarely attained by any of them. Others strike out a course for themselves, and pursue the object of their search assiduously. They, as it were, run in a groove and acquire distinction as authorities in their several departments. Some delight in the sciences, while others are more inclined for philosophic studies, and some display considerable aptitude for observing special qualities of things, but possess the ability for forming correct judgments of other qualities in a less

degree. Some have a predilection for ethics, some for æsthetics, and others for political economy, etc.

Now, phrenologists, while leaving a large margin for the effects of education, teach that prominent connate varieties of talent, intellectual aptitude, and proclivity, are indicated by corresponding varieties of cranial form ; and they recognise fourteen signs, or organs, as they are usually called, of the intellect : each pointing out a special adaptation. The method, however, of dividing the intellectual powers into distinct faculties, and treating of them more as independent factors of the mental economy than as members of a family, each possessing distinguishing features, is objectionable, and leads to error. The truth is, we know little or nothing of faculties. But we do know, or may get to know, a deal about outward cranial signs and mental manifestations—feelings, memory, talents and aptitudes. We cannot with certainty localise a mental faculty, but we can, by observation and induction, localise a sign and learn its indications ; and can learn, by attentive application, to infer character from the sum total.

No. 22. *Individuality*.—Gall observed that persons having this sign and the one now called Eventuality large, were close observers of things, their movements and phenomena, and from the rapid progress they usually made in such studies, he was led to name the part embraced by these signs, the organ of Educability. Spurzheim's ob-

servations led him to conclude that the lower portion of the sign (organ) of Educability (according to Gall) indicated "the faculty which recognises the existence of individual beings"—that is, as whole things, without paying any attention to their qualities, and that the upper portion of it, and the talent for events, have a connection ; and he gave those names to these signs that they are now known by.

That the sign called by Gall, Educability, either indicates two distinct talents, or modifications of one, is a fact capable of demonstration. Still, Spurzheim, in my opinion, failed to comprehend the nature of the talent that the so-named sign of Individuality indicates.

A thing may be cognised as a whole without knowing its parts,—such, for example, as a watch ; but the idea of the mind being capable of distinguishing a concrete existence, without taking cognizance of its external qualities, is simply absurd. No wonder, then, that Spurzheim's analysis of the functions of Individuality has given rise to opposition and banter. However, criticism must end here, for reasons already repeated a few times in the preceding pages—want of space.

Ample dimensions of the signs of Individuality and Eventuality, and love of history, are concomitants. The former indicates a talent, or aptitude, for observing things minutely : for studying geology, practical chemistry, and the sciences generally in a greater or lesser degree, accompanied with a desire

to understand the nature and uses of things: and in the study of grammar, the faculty of which it is the sign attends more especially to nouns. The latter points out a special aptitude for the study of events, things in action and movements in general, and all that is expressed by verbs.

Persons who possess a greater development of the former sign than the latter, are, as a general rule, fonder of reading biography than general history; but it is *vice versa* with those having an opposite development of these signs; and there is manifested by persons so differently constituted as great a dissimilarity in their memory for these things.

Capacity for minute observation, a tendency to personification, and a large sign of Individuality, usually go together. But smallness of it is indicative of a corresponding weakness of the talent.

No. 23. *Form*.—Sign of the talent for the discrimination of configuration, and the perception of symmetry. Disproportion is disagreeable to persons in whom this sign is large, and an ample development of it is a necessary qualification for the designer and the draughtsman, and for artists in general.

No. 24. *Size*.—Sign of the talent that discriminates dimension. Like that of Form, it is requisite in tolerable energy for those engaged in construction and the arts, and for forming a correct judg-

ment of the size of things,—for estimating of space and distance.

No. 25. *Weight*.—Sign of the talent for judging of gravity, and the power required to overcome resistance. All persons whose occupation requires manipulatory skill, special engineering, and mechanical aptitude, should have this sign well-developed.

No. 26. *Colour*.—Sign of the talent for discerning the difference of colours, and the aptitude for mixing them harmoniously. An energetic talent of colour, and the preceding ones, adapt a person for painting, and, when acting in combination with the emotion of Love-of-the-Picturesque, or of Sublimity, or both, and with Imitation, fit him for excelling in this art. A maker of artificial flowers, and a milliner and dressmaker, should possess these talents, as well as Love-of-the-Picturesque in tolerable strength and activity.

No. 27. *Locality*.—Sign of the talent for judging of the relative positions of things, and for the remembering of places. It indicates the geographical, topographical, and astronomical aptitudes; and an inclination for travelling. Navigators, and civil and military engineers, especially require it fully developed. Pupils who are weakly endowed with the talent indicated by this sign make only moderate

progress in the study of geography as compared to those who have it in larger growth. It, with Form and Size, are indicative of the talent for mathematical studies.

28. *Number*.—Sign of the arithmetical talent. Famous mental calculators have invariably had the sign of Number large. A person may have considerable capacity for calculating by the aid of graphic signs who possesses only a moderate development of the outward sign ; but the distinguishing feature of an uncommon development is extraordinary natural ability for solving arithmetical problems mentally. Ample size of it is necessary for bankers, accountants, and mercantile clerks. Persons in whom the talent is vigorous feel a pleasure in keeping accounts. The feeling of genuine pleasure in a vocation results from natural fitness for it, other conditions being *about* equal, as naturally as effect follows cause. Distaste for an occupation is not always indicative of a want of intellectual fitness, but often it will be found to be so. Active power of calculation materially assists the mathematician, but considerable excellence in this science may be attained by persons who possess the arithmetical talent only in a moderate degree.

29. *Order*.—Definition : the sign of the perception of order, and the inclination to sort things up, and put them aside in a manner agreeable to indi-

vidual taste. Fastidious taste for order is usually shown in the habit and demeanour of persons in whom this sign is large, and disorder affects them disagreeably.

A few years ago, a boy, about thirteen years of age, belonging to Chester-le-Street, was brought to me by his mother to get an analysis of his character. I observed that this sign was of considerable magnitude, and after making some remarks respecting it, I elicited from his mother the following account regarding his habits. That he had a place for everything he possessed, and regularly put each in its place ; and he seemed to be actuated by a painful sense of jealousy that some person would disarrange them. He often suddenly left his companions and play, and rushed into the house to overhaul his drawers, etc., and he would not go to bed at nights until he had sided his things away, and satisfied himself that all were in their proper places. One night, while he was thus engaged, his father ordered him off to bed, but he refused to go until he finished what he was doing. His father determined to compel obedience, and ultimately forced the fulfilment of his commands by corporal punishment. The boy, however, though forced to bed, was not compelled to sleep, and so he lay awake until four o'clock in the morning, when his father went to work ; and immediately he heard the door closed after him, he leaped out of bed, and completed what he had been prevented from doing the pre-

vious night. I got his portrait taken, and regret that I cannot give it in illustration of the form of his head.

All persons who have this sign large are not invariably neat and methodical. Some merely keep things clean and in their places, but manifest bad taste in arranging them. Some display good taste: they fold neatly and arrange picturesquely. This class will be found to have the signs of Form, Size, and Locality fully developed, as well as Order. It is not uncommon to find that persons, well-endowed with the signs of Form and Size, but possessing only a moderate endowment of Order, display greater niceness in physical arrangement than others who have a much larger sign of Order.

The talent indicated by the sign of Order probably takes cognizance of the order of sequence, and exerts as great an influence in the arrangement of ideas as it does in that of things, and thus it contributes to coherence of thought.

No. 30. *Eventuality*.—The traits of character indicated by this sign are described under the head of Individuality.

No. 31. *Time*.—The talent that discerns the duration of intervals, adapts us to the onward march of time, and notes the length of periods that intervene between successive events and sounds.

No. 32. *Tune or Sound*.—Sign of the talent which

discriminates the difference of sound and of pitch. Largeness in the development of this sign and that of Time are indicative of a good musical ear ; but alone they neither fit a person for composing music nor for excelling in any kind of musical performance. The composer requires a generally well developed intellect, and the signs of Sublimity and Love of the Picturesque amply grown. To sing well a good voice is necessary, and adaptation for skilful manipulation requires the sign of Weight large. And moreover, ability to give good expression cannot be acquired without feeling. When a person is performing a piece of music, he must be moved with similar feeling, and in the same degree of intensity that the author of it was when he composed it, in order to give just expression to it ; and to arouse the like feelings in listeners. Some musical performances are merely mechanical exhibitions,—the natural result of deficient feeling. Some, again, cause successive waves of emotion to thrill the soul as a hurricane moves the watery deep. This arises from strong feeling of the right sort acting in concert with the intellectual aptitudes. Study and practice accomplish much, but, without natural adaptation, no artist is likely to rise to the top of his profession by his own merits.

No. 33. *Articulate Language*.—Sign of the talent for giving oral expression to feeling and thought ; for committing words to memory, and command in

the use of them. The difference in the power of speech displayed by individuals is very marked. Some naturally talk with an easy copious flow when the mind is serene ; while others, in a state of calm, speak with an effort. Largeness and smallness of the sign are the usual concomitants of these diverse states. Fluency of utterance under strong feeling by persons having only a small sign of Language is often observed ; and this gives rise to objections against the localization of it. But such articulate manifestations are not indicative of great power of speech, but are more the result of strong emotional pressure. As a small orifice in a heavily pressed boiler will discharge more steam, and make a greater noise, than a larger one would do in a boiler lightly pressed, so it is with verbal utterance. Emotional excitement, and the individual's susceptibility to it, should be duly considered in estimating his ability to speak fluently in general, and on special occasions in particular.

A good verbal memory, ease, and copiousness of expression, in a state of mental calm, are marks of a good talent of articulate Language,—not rapidity of utterance when urgently moved by feeling.

Were I treating of faculties, organs, and functions, this section would demand lengthened consideration, but my present method does not require this, and I conclude by simply remarking that the sign now being treated of does not point out the talent,—or, more properly, the talents,—for the

science of Language, or Philology. A person may have an aptitude for excelling in the study of this science, and yet be a poor public speaker, whilst another possessing admirable speaking ability may be a very inapt student of the science of Language.

No. 34. *Comparison*.—This sign indicates an aptitude for analysis, for criticism, and for generalization. When well developed, and in excess of Causality, in any person, he generally reasons analogically, and seems to get information, and impart instruction, best by example and illustrative similitudes. Where the lower portion of this sign is larger than the upper, the individual is more apt in perceiving similarity than difference; whereas those in whom the upper portion is the largest, manifest an opposite aptitude. Their eye seems to take a critical sweep, and to fix on the points of difference, and they show more discriminative judgment and logical acumen than the others do.

Comparison is not a good name for the mental trait which this sign marks, for it is calculated to mislead. Each member of the intellectual family compares the qualities it is adapted to perceive, and discriminates the difference between two or more of them. Such functions cannot be performed by the faculty now in question. The perceptive powers particularise, Comparison generalises; hence, sign of Generalisation would be a more appropriate designation.

No. 35. *Causality*. — Sign of the talent or faculty that perceives causation, and inclines us to adapt ourselves to its operations, and to endeavour to comprehend first principles. When possessed in predominant energy, it inclines to philosophic and abstract studies. An ample development of it is essential to the logician.

Comprehensiveness and profundity need not be anticipated of persons whose sign of Causality is small, although they may be smart, intelligent, and popular.

Notwithstanding that the special feature indicated by a large sign of Causality is an inclination to trace causation, and to study first principles, and though when it acts in combination with good observing powers, comprehensiveness, depth of understanding, and logical aptitude are generally manifested by minds so endowed, we cannot rationally infer these qualities of every person who possesses this sign in excessive development. Dulness of comprehension is not uncommonly displayed by such persons. They often show a remarkable obtuseness of perception, and look at a person when he is narrating a story with a vacant stare, that unmistakeably says, "I do not understand what you say; be kind enough to repeat it." Notwithstanding, thoughtfulness is characteristic of them. They are given more to inward thought than to outward observation, thus showing deficient perceptive talent and preponderant reflective talent; and persons oppo-

sitely organised outrival them in clearness of perception and in the command of data, and consequently surpass them in argumentation.

CHARACTER-MOULDING. — Vocation-adaptability and constitutional fitness ; an aim and a claim,—a notable fact.

INFLUENCE OF TRAINING.—Education, companionship, and force of habit exert a powerful influence in moulding character, and some persons are more especially affected in this way. To the case of such, the adage, “evil communications corrupt good manners,” forcibly applies ; and, if by any means the peculiarity of their mental constitution could be ascertained, so as to forewarn them of their idiosyncrasy, and likewise to direct the attention of their parents, guardians, and teachers to it, in order to enable them to understand it, and the means of controlling it, this would be a great boon. For then many might be saved by judicious training, who now make shipwreck of character on the shoals and quicksands of improper influences. But this is not all. Their powers might be so nursed and directed for the good of themselves and their kind, as to fit them for urging onward social, moral, and intellectual progress. This is one of the aims of enlightened and well-meaning phrenologists. They believe that the system of phrenology, rightly understood and properly used, would be the means, to a considerable extent, of working out this desirable end.

The preacher frequently dilates on the frailties and besetments of the mind. The phrenologist does so likewise in another form. He views the case in its scientific aspects, and speaks of natural inclinations and the predisposition of persons to act in one way in preference to any other ; and, further, he avers that predisposition is indicated by the configuration of the head, so that there is no need to wait and learn the natural proclivities of any person as they develop, and thus acquire a strength by habitual exercise that can only be overcome by almost superhuman effort. The phrenologist teaches, in this respect, all that the preacher does ; and, more, he does not wait for the development of uncomely traits, but begins at once,—goes to the root of the matter, and applies himself to the developing of the small cerebral parts, and to arrest the growth of such as appear to be naturally in excess, and, by this means, he tries to bring about a healthy, moral, and intellectual balance of mental powers.

CONSTITUTIONAL FITNESS.—Again, since success in life depends on a person's own merits, it is of the first importance that his vocation and natural aptitudes should correspond. Possibly dame fortune favours some, and acts contrariwise in the case of others ; but industry, fitness, opportunity, and push are the principal factors in successful achievement. That many persons fail to succeed through want of

adaptability, there need be no doubt. Hence, it is the duty and the interest of parents to ascertain the natural powers of their children, and, having done so, to put them to the vocations that they are fitted by nature to succeed in, as far as lies in their power.

It is very disappointing to parents to find that a member of their family is unable to make headway in the situation in which he or she has been placed, and to discover, after painful experience, that this arises from want of fitness for it; but it is more especially discouraging to the individual concerned.

The necessity for natural fitness equally applies in the forming of business partnerships and matrimonial engagements.

How often do we hear of unhappy alliances and dissolution of partnerships that have had their bases in constitutional unsuitability. The prevention of such painful circumstances as the preceding is a part of the phrenologist's mission.

In education, too, the teacher should adapt himself to his pupils. There should be no hard and fast line of routine applied to all, but rules should be suited to the mind of each individual, for every person differs in some respect from every other person. This, also, forms a part of the phrenologist's aim.

Surely, then, there are not many persons prepared to call his aim in question, however much they may be led to doubt the means he employs to hit it, and the probability of his ultimate success.

What I ask of all, is, simply to give the principles laid down in this work an impartial, thoughtful, and thorough investigation ; and, should they be found in the least at variance with truth, to do me a favour by pointing the error out ; and I faithfully promise to give it, and the results of all right-minded investigators, a candid and unbiased examination, with the sole view of arriving at the truth.

At the present time phrenology has no legitimate claim to be a complete system of mental science. It only forms a part. The science of mind takes in the whole man, and embodies anatomy, physiology, phrenology, and psychology ; and to get a knowledge of man, he must be studied in his abnormal as well as in his normal condition ; hence, pathology must be included. The science of mind, then, is the science of man ; and the science of man comprehends the forces of his surroundings,—in fact, of the universe,—a very comprehensive study.

Gall and his disciples have possibly fallen into the common error of partisan propagandists, and hoisted their colours too high, and so they may have to lower them a little ; but the time for pooh-poohing phrenology is past, and that for investigation is present.

Phrenology is not dead, nor does it give any signs of decay, but manifests a vigorousness and a hardihood that portend a long life. Its nomenclature has permeated the languages of all civilized na-

tions, and its principles are more believed in and practised now than they ever were at any former date.





A P P E N D I X.

PROFESSOR TURNER AND THE "SCOTSMAN" ON THE
FUNCTIONS OF THE CEREBRAL CONVOLUTIONS, AND
THE INFLUENCE OF SIZE, WITH REMARKS AND ILLUS-
TRATIONS BY THE AUTHOR.

THE first part of a work on "Human Anatomy," by Professor Turner, was published a few weeks ago, in which he shows a considerable leaning towards phrenology. He makes the following remarks on the probable functions of the cerebrum :—

"As regards internal structure, evidence has already been given that all the convolutions are not constructed on precisely the same plan, and it has also been pointed out that the convolutions are not all connected in the same way with the great cerebral ganglia. These structural modifications unquestionably point to functional differences in the several parts in which they are found. But, further, special connections through the arcuate fibres are established between certain convolutions and not between others, and, it is possible, not only that particular combinations of convolutions, through an interchange of internuncial

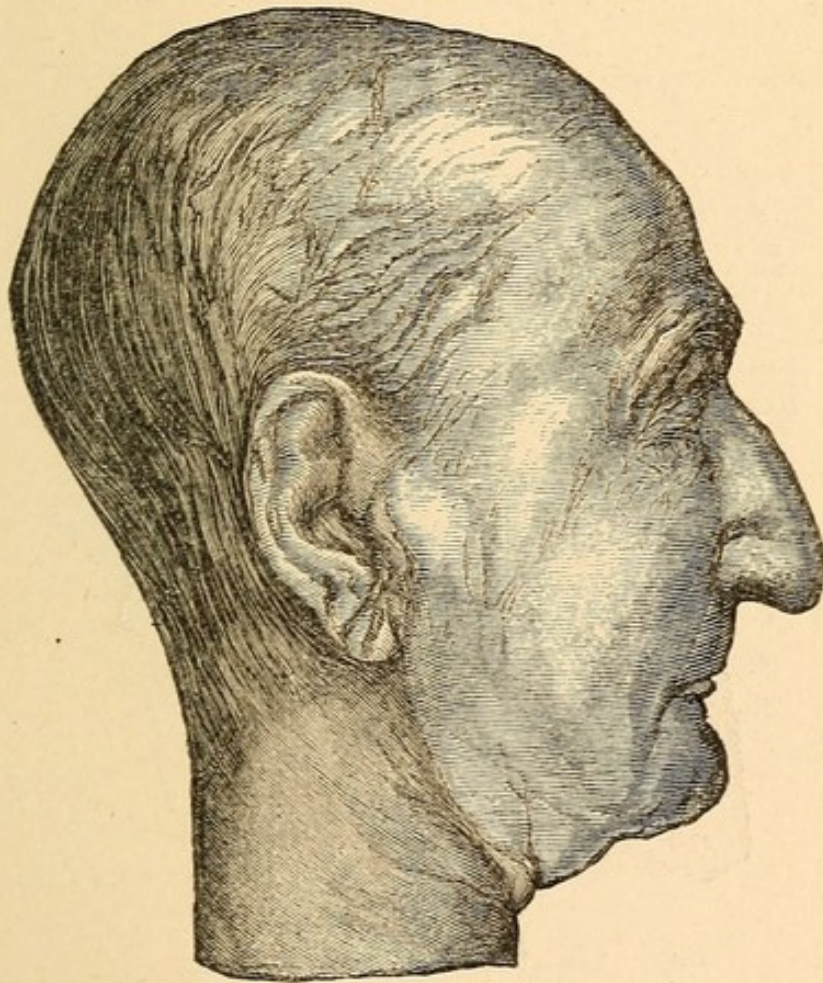
fibres may condition a particular state of intellectual activity, but that these combinations associate various convolutions together in the performance of a given intellectual act, just as in the muscular system several muscles are, as a rule, associated together for the performance of a given movement."—P. 294.

The *Scotsman*, in a review of this work, March 26th, 1875, after noting the author's bias towards the doctrines of phrenology, says :—

“ A fact, however, which seems to deter the Professor from fully admitting that mental power is in strict harmony with cerebral development, is the occasional occurrence of large and heavy brains without the manifestation of any great intellectual attainments. He grants that the brains of distinguished men—such as Cuvier, Dr. Abercrombie, Professor Goodsir, etc.—showed a high average weight ; but, apparently, he looks upon this fact as neutralised by equally heavy brains having been found in the skulls of fools or lunatics. But the very rudiments of phrenology teach us that high mental attainments are not associated with mere mass or weight of brain, but with the predominance of certain of its parts over others, as well as with the quality of its tissue, and the cultivation or training to which it has been subjected. Daily experience shows us that many small men are far superior in endurance and vigour to large or bulky men ; yet no one ventures on this account to doubt that a large muscle, *ceteris paribus*, is more powerful than a small one. And surely it will not be denied that it is not given to every man to attain, under adverse circumstances, the high intellectual development which he would have achieved if he had been more favourably placed. We shall never know how many Miltons, or Shakespeares, or Wellingtons, the world has lost from the possessors of brains of excellent original quality and abundant quantity having been born into the world in circumstances that gave them no chance

to acquire distinction. Under a different training the hewer of wood and the drawer of water might have become the distinguished lawyer or professor."

Well done, Sir! You have evidently passed the deterring stage of doubt. If you have not yet reached the goal of belief in Gall's doctrines, you know the way, and are pushing on towards it.

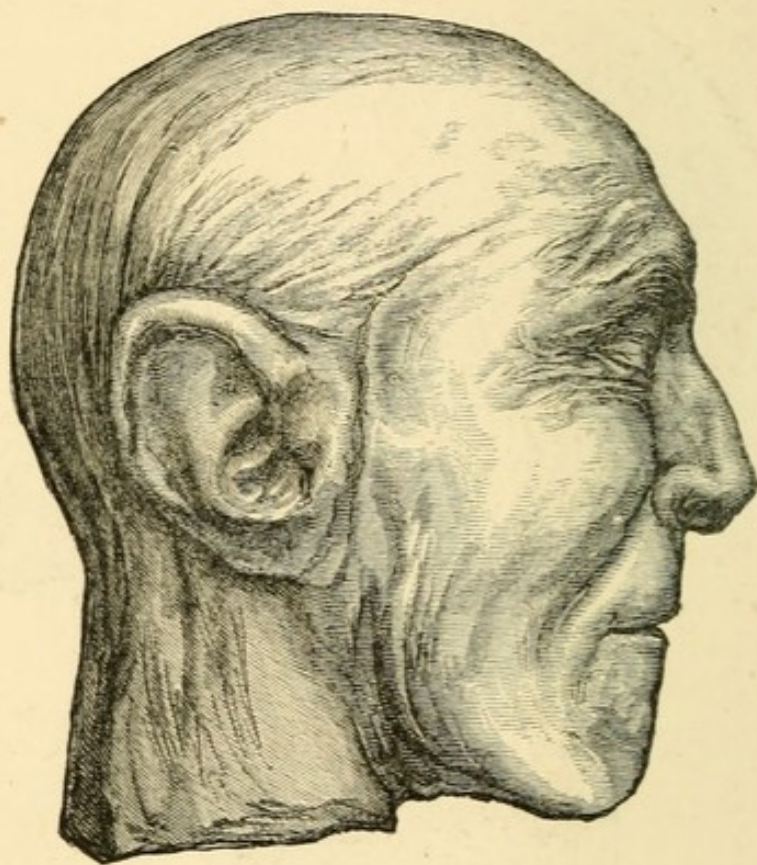


No. 15.—Rev. ROWLAND HILL.

The subjoined engravings forcibly illustrate that "high mental attainments are not associated with mere mass or weight of brain, but with the predominance of certain of its parts over others," although they were got up for a different

purpose. They are drawn to a scale of one-fourth, from casts taken from nature that are in Spurzheim's collection, and which have been recently added to the Phrenological Museum, Edinburgh.

This is a massive and well-formed head—the moral region predominating. The signs of Inhabitiveness, Continuiveness, Self-Esteem, Firmness, and Veneration are very large, and Benevolence is large.



No. 16.—JEREMY BENTHAM.

Bentham's head is also large, yet it is less than Hill's; but his intellect is considerably larger, while the moral and social regions are less, especially the latter. The deficiency in Bentham's moral region is in what are called the Selfish Sentiments, or those that are common to man and animals. His sign of Benevolence is quite as large as Hill's, and that

of Veneration is nearly so ; but the signs of Firmness and Self-Esteem are considerably less. This difference of cranial form indicates that Bentham would be naturally more humble-minded than Hill,—that he would incline to estimate his social status in accordance with the intellectual standard ; while the intellect of the latter would be influenced in the estimate of himself by the self-regarding principle. The intellect of Bentham is extraordinary ; the only deficiency being in the sign of Causality ; but the signs of the Perceptive Powers and Comparison,—those which indicate discriminative and analytical talent, are very massive, and considerably in excess of Hill's. And, notwithstanding that the head of Hill is much larger than Bentham's, and indicates a very capacious mind, Bentham's head is indicative of far greater intellectual capacity, depth of penetration, and knife-like acuteness of discrimination.

It is not an uncommon occurrence to find some of the compositions of authors obscure who have the sign of Comparison and all the perceptive signs large, as Bentham had. This may be accounted for in two ways : *first*, by a deficient development of Causality, and consequent incapacity of the writer to clearly perceive a subject in all its bearings that involves abstruse relations of cause and effect ; and, *second*, by his having extraordinary faculties of perception and analogical discrimination, so that that which is quite transparent to him may appear obscure to a certain class of readers. This does not arise from want of ability in the author to write lucidly, but from his not taking into consideration that all his readers are not similarly endowed, and as well versed in the subject of which he treats as himself. He presumes that what is clear to his own mind will be equally clear to them. A person having only a moderate development of Self-Esteem, but a gigantic intellect, is likely to err in this way, especially when his perceptions are very active

when he is treating on a subject involving exquisite nicety of discrimination. Whether or not some of Bentham's writings appear cloudy, I am unable to say; but I have been told that such is the case.

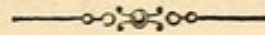


GENERAL LIST OF WORKS

PUBLISHED BY

MESSRS. LONGMANS, GREEN, AND CO.

PATERNOSTER ROW, LONDON.



History, Politics, Historical Memoirs, &c.

The **HISTORY of ENGLAND** from the Fall of Wolsey to the Defeat of the Spanish Armada. By JAMES ANTHONY FROUDE, M.A. late Fellow of Exeter College, Oxford.

LIBRARY EDITION, Twelve Volumes, 8vo. price £8. 18s.

CABINET EDITION, Twelve Volumes, crown 8vo. price 72s.

The **ENGLISH in IRELAND in the EIGHTEENTH CENTURY.**

By JAMES ANTHONY FROUDE, M.A. late Fellow of Exeter College, Oxford. VOL. I. 8vo. price 16s.

ESTIMATES of the ENGLISH KINGS from WILLIAM the CONQUEROR to GEORGE III. By J. LANGTON SANFORD. Crown 8vo. 12s. 6d.

The **HISTORY of ENGLAND** from the Accession of James II. By Lord MACAULAY.

STUDENT'S EDITION, 2 vols. crown 8vo. 12s.

PEOPLE'S EDITION, 4 vols. crown 8vo. 16s.

CABINET EDITION, 8 vols. post 8vo. 48s.

LIBRARY EDITION, 5 vols. 8vo. £4.

LORD MACAULAY'S WORKS. Complete and Uniform Library Edition. Edited by his Sister, Lady TREVELYAN. 8 vols. 8vo. with Portrait, price £5. 5s. cloth, or £8. 8s. bound in tree-calf by Rivière.

On **PARLIAMENTARY GOVERNMENT in ENGLAND**; its Origin, Development, and Practical Operation. By ALPHEUS TODD, Librarian of the Legislative Assembly of Canada. 2 vols. 8vo. price £1. 17s.

The **CONSTITUTIONAL HISTORY of ENGLAND**, since the Accession of George III. 1760—1860. By Sir THOMAS ERSKINE MAY, C.B. The Third Edition, thoroughly revised. 3 vols. crown 8vo. price 18s.

The **HISTORY of ENGLAND**, from the Earliest Times to the Year 1865. By C. D. YONGE, B.A. Regius Professor of Modern History in Queen's College, Belfast. New Edition. Crown 8vo. price 7s. 6d.

ROYAL and REPUBLICAN FRANCE. A Series of Essays reprinted from the *Edinburgh, Quarterly, and British and Foreign Reviews*. By HENRY REEVÉ, C.B. D.C.L. 2 vols. 8vo. price 21s.

CHAPTERS from FRENCH HISTORY; St. Louis, Joan of Arc, Henri IV. with Sketches of the Intermediate Periods. By J. H. GURNEY, M.A. New Edition. Fcp. 8vo. 6s. 6d.

- The OXFORD REFORMERS** — John Colet, Erasmus, and Thomas More; being a History of their Fellow-work. By FREDERIC SEEBOHM. Second Edition, enlarged. 8vo. 14s.
- LECTURES on the HISTORY of ENGLAND**, from the Earliest Times to the Death of King Edward II. By WILLIAM LONGMAN. With Maps and Illustrations. 8vo. 15s.
- The HISTORY of the LIFE and TIMES of EDWARD the THIRD.** By WILLIAM LONGMAN. With 9 Maps, 8 Plates, and 16 Woodcuts. 2 vols. 8vo. 28s.
- GAUL or TEUTON?** Considerations as to our Allies of the Future. By Lord DUNSANY. 8vo. price 10s. 6d.
- LORD HATHERTON'S MEMOIR and CORRESPONDENCE** relating to POLITICAL OCCURRENCES in June and July 1834. Edited by HENRY REEVE. 8vo. price 7s. 6d.
- WATERLOO LECTURES**; a Study of the Campaign of 1815. By Colonel CHARLES C. CHESNEY, R.E., late Professor of Military Art and History in the Staff College. New Edition. 8vo. with Map, 10s. 6d.
- The LIFE and TIMES of SIXTUS the FIFTH.** By Baron HÜBNER. Translated from the Original French, with the Author's sanction, by HUBERT E. H. JERNINGHAM. 2 vols. 8vo. price 24s.
- IGNATIUS LOYOLA and the EARLY JESUITS.** By STEWART ROSE. New Edition, revised. 8vo. with Portrait, price 16s.
- The SIXTH ORIENTAL MONARCHY**; or, the Geography, History, and Antiquities of Parthia. By GEORGE RAWLINSON, M.A. Camden Professor of Ancient History in the University of Oxford. With Maps and Illustrations. 8vo. price 16s.
- A HISTORY of GREECE.** From the Earliest Period to the Present Time. By the Rev. GEORGE W. COX, M.A., late Scholar of Trinity College, Oxford; Author of 'The Aryan Mythology,' &c. 4 vols. 8vo.
- *.* The First and Second Volumes of this History, to be published in November, will comprise the historical narrative to the end of the Pelopponesian War, and will form in themselves a complete work, provided with a copious Index.
- The HISTORY OF GREECE.** By C. THIRLWALL, D.D. Lord Bishop of St. David's. 8 vols. fcp. 8vo. price 28s.
- GREEK HISTORY** from Themistocles to Alexander, in a Series of Lives from Plutarch. Revised and arranged by A. H. CLOUGH. New Edition. Fcp. with 44 Woodcuts, 6s.
- The TALE of the GREAT PERSIAN WAR**, from the Histories of Herodotus. By GEORGE W. COX, M.A. New Edition. Fcp. 3s. 6d.
- The HISTORY of ROME.** By WILLIAM IHNE. English Edition, translated and revised by the Author. VOLS. I. and II. 8vo. price 30s.
- HISTORY of the ROMANS under the EMPIRE.** By the Very Rev. C. MERIVALE, D.C.L. Dean of Ely. 8 vols. post 8vo. 48s.
- The FALL of the ROMAN REPUBLIC**; a Short History of the Last Century of the Commonwealth. By the same Author. 12mo. 7s. 6d.
- THREE CENTURIES of MODERN HISTORY.** By CHARLES DUKE YONGE, B.A. Regius Professor of Modern History and English Literature in Queen's College, Belfast. Crown 8vo. price 7s. 6d.

- The STUDENT'S MANUAL of the HISTORY of INDIA**, from the Earliest Period to the Present. By Colonel MEADOWS TAYLOR, M.R.A.S. M.R.I.A. Second Thousand. Crown 8vo. with Maps, 7s. 6d.
- The HISTORY of INDIA**, from the Earliest Period to the close of Lord Dalhousie's Administration. By JOHN CLARK MARSHMAN. 3 vols. crown 8vo. 22s. 6d.
- INDIAN POLITY**: a View of the System of Administration in India. By Lieutenant-Colonel GEORGE CHESNEY, Fellow of the University of Calcutta. New Edition, revised; with Map. 8vo. price 21s.
- The IMPERIAL and COLONIAL CONSTITUTIONS of the BRITANNIC EMPIRE**, including INDIAN INSTITUTIONS. By Sir EDWARD CREASY, M.A. With 6 Maps. 8vo. price 15s.
- REALITIES of IRISH LIFE**. By W. STEUART TRENCH, late Land Agent in Ireland to the Marquess of Lansdowne, the Marquess of Bath, and Lord Digby. Fifth Edition. Crown 8vo. price 6s.
- The STUDENT'S MANUAL of the HISTORY of IRELAND**. By MARY F. CUSACK. Crown 8vo. price 6s.
- CRITICAL and HISTORICAL ESSAYS** contributed to the *Edinburgh Review*. By the Right Hon. LORD MACAULAY.
- | | |
|--|--|
| CABINET EDITION, 4 vols. post 8vo. 24s. | LIBRARY EDITION, 3 vols. 8vo. 36s. |
| PEOPLE'S EDITION, 2 vols. crown 8vo. 8s. | STUDENT'S EDITION, 1 vol. cr. 8vo. 6s. |
- HISTORY of EUROPEAN MORALS**, from Augustus to Charlemagne. By W. E. H. LECKY, M.A. Second Edition. 2 vols. 8vo. price 28s.
- HISTORY of the RISE and INFLUENCE of the SPIRIT of RATIONALISM in EUROPE**. By W. E. H. LECKY, M.A. Cabinet Edition being the Fourth. 2 vols. crown 8vo. price 16s.
- GOD in HISTORY**; or, the Progress of Man's Faith in the Moral Order of the World. By Baron BUNSEN. Translated by SUSANNA WINKWORTH, with a Preface by Dean STANLEY. 3 vols. 8vo. price 42s.
- The HISTORY of PHILOSOPHY**, from Thales to Comte. By GEORGE HENRY LEWES. Fourth Edition. 2 vols. 8vo. 32s.
- The MYTHOLOGY of the ARYAN NATIONS**. By GEORGE W. COX, M.A. late Scholar of Trinity College, Oxford, Joint-Editor, with the late Professor Brande, of the Fourth Edition of 'The Dictionary of Science Literature, and Art,' Author of 'Tales of Ancient Greece' &c. 2 vols. 8vo. 28s.
- HISTORY of CIVILISATION** in England and France, Spain and Scotland. By HENRY THOMAS BUCKLE. New Edition of the entire Work, with a complete INDEX. 3 vols. crown 8vo. 24s.
- HISTORY of the CATHOLIC CHURCH of JESUS CHRIST** from the Death of St. John to the Middle of the Second Century. By the Rev. T. W. MOSSMAN, B.A. 8vo. price 16s.
- HISTORY of the CHRISTIAN CHURCH**, from the Ascension of Christ to the Conversion of Constantine. By E. BURTON, D.D. late Prof. of Divinity in the Univ. of Oxford. New Edition. Fcp. 3s. 6d.
- SKETCH of the HISTORY of the CHURCH of ENGLAND** to the Revolution of 1688. By the Right Rev. T. V. SHORT, D.D. Lord Bishop of St. Asaph. Eighth Edition. Crown 8vo. 7s. 6d.

- HISTORY of the EARLY CHURCH**, from the First Preaching of the Gospel to the Council of Nicæa, A.D. 325. By ELIZABETH M. SEWELL, Author of 'Amy Herbert.' New Edition, with Questions. Fcp. 4s. 6d.
- The **ENGLISH REFORMATION**. By F. C. MASSINGBERD, M.A. late Chancellor of Lincoln and Rector of South Ormsby. Fourth Edition, revised. Fcp. 8vo. 7s. 6d.
- MAUNDER'S HISTORICAL TREASURY**; comprising a General Introductory Outline of Universal History, and a series of Separate Histories. Latest Edition, revised and brought down to the Present Time by the Rev. GEORGE WILLIAM COX, M.A. Fcp. 6s. cloth, or 10s. calf.
- CATES' and WOODWARD'S ENCYCLOPÆDIA of CHRONOLOGY, HISTORICAL and BIOGRAPHICAL**; comprising the Dates of all the Great Events of History, including Treaties, Alliances, Wars, Battles, &c.; Incidents in the Lives of Eminent Men and their Works, Scientific and Geographical Discoveries, Mechanical Inventions, and Social Improvements. 8vo. price 42s.

Biographical Works.

- BIOGRAPHICAL and CRITICAL ESSAYS**, reprinted from Reviews, with Additions and Corrections. Second Edition of the Second Series. By A. HAYWARD, Q.C. 2 vols. 8vo. price 28s.
- The **LIFE of LLOYD, FIRST LORD KENYON, LORD CHIEF JUSTICE of ENGLAND**. By the Hon. GEORGE T. KENYON, M.A. of Ch. Ch. Oxford. With Portraits. 8vo. price 14s.
- MEMOIR of GEORGE EDWARD LYNCH COTTON, D.D. Bishop of Calcutta and Metropolitan**. With Selections from his Journals and Correspondence. Edited by Mrs. COTTON. Second Edition, with Portrait. Crown 8vo. price 7s. 6d.
- MEMOIR of the LIFE of Admiral Sir EDWARD CODRINGTON**. With Selections from his Public and Private Correspondence. Edited by his Daughter, Lady BOURCHIER. With Two Portraits, Maps, and Plans. 2 vols. 8vo. price 36s.
- LIFE of ALEXANDER VON HUMBOLDT**. Compiled in Commemoration of the Centenary of his Birth. Edited by Professor KARL BRUHNS, Director of the Observatory at Leipzig. Translated by JANE and CAROLINE LASSELL. 2 vols. 8vo. with Three Portraits, price 36s.
- MEMOIRS of BARON STOCKMAR**. By his SON, Baron E. VON STOCKMAR. Translated from the German by G. A. M. Edited by F. MAX MÜLLER, M.A. 2 vols. crown 8vo. price 21s.
- LORD GEORGE BENTINCK; A Political Biography**. By the Right Hon. BENJAMIN DISRAELI, M.P. Eighth Edition, revised, with a New Preface. Crown 8vo. price 6s.
- The **LIFE OF ISAMBARD KINGDOM BRUNEL, Civil Engineer**. By ISAMBARD BRUNEL, B.C.L. of Lincoln's Inn; Chancellor of the Diocese of Ely. With Portrait, Plates, and Woodcuts. 8vo. 21s.
- The **LIFE and LETTERS of FARADAY**. By Dr. BENICE JONES, Secretary of the Royal Institution. Second Edition, thoroughly revised. 2 vols. 8vo. with Portrait, and Eight Engravings on Wood, price 28s.

- FARADAY as a DISCOVERER.** By JOHN TYNDALL, LL.D. D.C.L. F.R.S. Professor of Natural Philosophy in the Royal Institution. Fcp. 8vo. 3s. 6d.
- RECOLLECTIONS of PAST LIFE.** By Sir HENRY HOLLAND, Bart. M.D. F.R.S. &c. Physician-in-Ordinary to the Queen. Third Edition. Post 8vo. price 10s. 6d.
- The LIFE and LETTERS of the Rev. SYDNEY SMITH.** Edited by his Daughter, Lady HOLLAND, and Mrs. AUSTIN. Crown 8vo. price 6s.
- LEADERS of PUBLIC OPINION in IRELAND;** Swift, Flood, Grattan, and O'Connell. By W. E. H. LECKY, M.A. New Edition, revised and enlarged. Crown 8vo. price 7s. 6d.
- DICTIONARY of GENERAL BIOGRAPHY;** containing Concise Memoirs and Notices of the most Eminent Persons of all Countries, from the Earliest Ages to the Present Time. Edited by W. L. R. CATES. 8vo. 21s.
- LIVES of the QUEENS of ENGLAND.** By AGNES STRICKLAND. Library Edition, newly revised; with Portraits of every Queen, Autographs, and Vignettes. 8 vols. post 8vo. 7s. 6d. each.
- LIFE of the DUKE of WELLINGTON.** By the Rev. G. R. GLEIG, M.A. Popular Edition, carefully revised; with copious Additions. Crown 8vo. with Portrait, 5s.
- FELIX MENDELSSOHN'S LETTERS** from *Italy and Switzerland*, and *Letters from 1833 to 1847*, translated by Lady WALLACE. New Edition, with Portrait. 2 vols. crown 8vo. 5s. each.
- MEMOIRS of SIR HENRY HAVELOCK, K.C.B.** By JOHN CLARK MARSHMAN. Cabinet Edition, with Portrait. Crown 8vo. price 3s. 6d.
- VICISSITUDES of FAMILIES.** By Sir J. BERNARD BURKE, C.B. Ulster King of Arms. New Edition, remodelled and enlarged. 2 vols. crown 8vo. 21s.
- The RISE of GREAT FAMILIES,** other Essays and Stories. By Sir J. BERNARD BURKE, C.B. Ulster King of Arms. Crown 8vo. price 12s. 6d.
- ESSAYS in ECCLESIASTICAL BIOGRAPHY.** By the Right Hon. Sir J. STEPHEN, LL.D. Cabinet Edition, being the Fifth. Crown 8vo. 7s. 6d.
- MAUNDER'S BIOGRAPHICAL TREASURY.** Latest Edition, reconstructed, thoroughly revised, and in great part rewritten; with about 1,000 additional Memoirs and Notices, by W. L. R. CATES. Fcp. 8vo. price 6s.
- LETTERS and LIFE of FRANCIS BACON,** including all his Occasional Works. Collected and edited, with a Commentary, by J. SPEDDING, Trin. Coll. Cantab. 6 vols. 8vo. price £3 12s. To be completed in One more Volume.

Criticism, Philosophy, Polity, &c.

- A SYSTEMATIC VIEW of the SCIENCE of JURISPRUDENCE.** By SHELDON AMOS, M.A. Professor of Jurisprudence to the Inns of Court, London. 8vo. price 18s.

- The INSTITUTES of JUSTINIAN**; with English Introduction, Translation and Notes. By T. C. SANDARS, M.A. Barrister, late Fellow of Oriel Coll. Oxon. New Edition. 8vo. 15s.
- SOCRATES and the SOCRATIC SCHOOLS.** Translated from the German of Dr. E. ZELLER, with the Author's approval, by the Rev. OSWALD J. REICHEL, B.C.L. and M.A. Crown 8vo. 8s. 6d.
- The STOICS, EPICUREANS, and SCEPTICS.** Translated from the German of Dr. E. ZELLER, with the Author's approval, by OSWALD J. REICHEL, B.C.L. and M.A. Crown 8vo. price 14s.
- The ETHICS of ARISTOTLE**, illustrated with Essays and Notes, By Sir A. GRANT, Bart. M.A. LL.D. Third Edition, revised and partly rewritten. [In the press.]
- The NICOMACHEAN ETHICS of ARISTOTLE** newly translated into English. By R. WILLIAMS, B.A. Fellow and late Lecturer of Merton College, and sometime Student of Christ Church, Oxford. 8vo. 12s.
- ELEMENTS of LOGIC.** By R. WHATELY, D.D. late Archbishop of Dublin. New Edition. 8vo. 10s. 6d. crown 8vo. 4s. 6d.
- Elements of Rhetoric.** By the same Author. New Edition. 8vo. 10s. 6d. crown 8vo. 4s. 6d.
- English Synonymes.** By E. JANE WHATELY. Edited by Archbishop WHATELY. Fifth Edition. Fcp. 8vo. price 3s.
- BACON'S ESSAYS with ANNOTATIONS.** By R. WHATELY, D.D. late Archbishop of Dublin. New Edition, 8vo. price 10s. 6d.
- LORD BACON'S WORKS**, collected and edited by J. SPEDDING, M.A. R. L. ELLIS, M.A. and D. D. HEATH. New and Cheaper Edition. 7 vols. 8vo. price £3. 13s. 6d.
- The SUBJECTION of WOMEN.** By JOHN STUART MILL. New Edition. Post 8vo. 5s.
- On REPRESENTATIVE GOVERNMENT.** By JOHN STUART MILL. Crown 8vo. price 2s.
- On LIBERTY.** By JOHN STUART MILL. Fourth Edition. Post 8vo. 7s. 6d. Crown 8vo. price 1s. 4d.
- PRINCIPLES of POLITICAL ECONOMY.** By the same Author. Seventh Edition. 2 vols. 8vo. 30s. Or in 1 vol. crown 8vo. price 5s.
- UTILITARIANISM.** By JOHN STUART MILL. Fourth Edition. 8vo. 5s
- DISSERTATIONS and DISCUSSIONS, POLITICAL, PHILOSOPHICAL, and HISTORICAL.** By JOHN STUART MILL. Second Edition, revised. 3 vols. 8vo. 36s.
- EXAMINATION of Sir. W. HAMILTON'S PHILOSOPHY**, and of the Principal Philosophical Questions discussed in his Writings. By JOHN STUART MILL. Fourth Edition. 8vo. 16s.
- An OUTLINE of the NECESSARY LAWS of THOUGHT**; a Treatise on Pure and Applied Logic. By the Most Rev. W. THOMSON, Lord Archbishop of York, D.D. F.R.S. Ninth Thousand. Crown 8vo. price 5s. 6d.
- PRINCIPLES of ECONOMICAL PHILOSOPHY.** By HENRY DUNNING MACLEOD, M.A. Barrister-at-Law. Second Edition. In Two Volumes. VOL. I. 8vo. price 15s.

- A SYSTEM of LOGIC, RATIOCINATIVE and INDUCTIVE.** By JOHN STUART MILL. Eighth Edition. Two vols. 8vo. 25s.
- The ELECTION of REPRESENTATIVES,** Parliamentary and Municipal; a Treatise. By THOMAS HARE, Barrister-at-Law. Fourth Edition, with Additions. Crown 8vo. 7s.
- SPEECHES of the RIGHT HON. LORD MACAULAY,** corrected by Himself. People's Edition, crown 8vo. 3s. 6d.
- Lord Macaulay's Speeches on Parliamentary Reform in 1831 and 1832.** 16mo. 1s.
- A DICTIONARY of the ENGLISH LANGUAGE.** By R. G. LATHAM, M.A. M.D. F.R.S. Founded on the Dictionary of Dr. SAMUEL JOHNSON, as edited by the Rev. H. J. TODD, with numerous Emendations and Additions. In Four Volumes, 4to. price £7.
- THESAURUS of ENGLISH WORDS and PHRASES,** classified and arranged so as to facilitate the Expression of Ideas, and assist in Literary Composition. By P. M. ROGET, M.D. New Edition. Crown 8vo. 10s. 6d.
- LECTURES on the SCIENCE of LANGUAGE.** By F. MAX MÜLLER, M.A. &c. Foreign Member of the French Institute. Seventh Edition. Two vols. crown 8vo. price 16s.
- MANUAL of ENGLISH LITERATURE,** Historical and Critical. By THOMAS ARNOLD, M.A. New Edition. Crown 8vo. 7s. 6d.
- THREE CENTURIES of ENGLISH LITERATURE.** By CHARLES DUKE YONGE, Regius Professor of Modern History and English Literature in Queen's College, Belfast. Crown 8vo. price 7s. 6d.
- SOUTHEY'S DOCTOR,** complete in One Volume. Edited by the Rev. J. W. WARTER, B.D. Square crown 8vo. 12s. 6d.
- HISTORICAL and CRITICAL COMMENTARY on the OLD TESTAMENT;** with a New Translation. By M. M. KALISCH, Ph.D. VOL. I. *Genesis*, 8vo. 18s. or adapted for the General Reader, 12s. VOL. II. *Exodus*, 15s. or adapted for the General Reader, 12s. VOL. III. *Leviticus*, PART I. 15s. or adapted for the General Reader, 8s. VOL. IV. *Leviticus*, PART II. 15s. or adapted for the General Reader, 8s.
- A DICTIONARY of ROMAN and GREEK ANTIQUITIES,** with about Two Thousand Engravings on Wood from Ancient Originals, illustrative of the Industrial Arts and Social Life of the Greeks and Romans. By A. RICH, B.A. Third Edition, revised and improved. Crown 8vo. price 7s. 6d.
- A LATIN-ENGLISH DICTIONARY.** By JOHN T. WHITE, D.D. Oxon. and J. E. RIDDLE, M.A. Oxon. Third Edition, revised. 2 vols. 4to. pp. 2,128, price 42s. cloth.
- WHITE'S COLLEGE LATIN-ENGLISH DICTIONARY** (Intermediate Size), abridged for the use of University Students from the Parent Work (as above). Medium 8vo. pp. 1,048, price 18s. cloth.
- WHITE'S JUNIOR STUDENT'S COMPLETE LATIN-ENGLISH and ENGLISH-LATIN DICTIONARY.** New Edition. Square 12mo. pp. 1,058, price 12s.
- Separately { The ENGLISH-LATIN DICTIONARY, price 5s. 6d.
The LATIN-ENGLISH DICTIONARY, price 7s. 6d.
- An ENGLISH-GREEK LEXICON,** containing all the Greek Words used by Writers of good authority. By C. D. YONGE, B.A. New Edition, 4to. price 21s.

- Mr. YONGE'S NEW LEXICON, English and Greek**, abridged from his larger work (as above). Revised Edition. Square 12mo. price 8s. 6d.
- A GREEK-ENGLISH LEXICON.** Compiled by H. G. LIDDELL, D.D. Dean of Christ Church, and R. SCOTT, D.D. Dean of Rochester. Sixth Edition. Crown 4to. price 36s.
- A Lexicon, Greek and English**, abridged from LIDDELL and SCOTT'S *Greek-English Lexicon*. Fourteenth Edition. Square 12mo. 7s. 6d.
- A SANSKRIT-ENGLISH DICTIONARY**, the Sanskrit words printed both in the original Devanagari and in Roman Letters. Compiled by T. BENFEY, Prof. in the Univ. of Göttingen. 8vo. 52s. 6d.
- A PRACTICAL DICTIONARY of the FRENCH and ENGLISH LANGUAGES.** By L. CONTANSEAU. Fourteenth Edition. Post 8vo. 10s. 6d.
- Contanseau's Pocket Dictionary, French and English**, abridged from the above by the Author. New Edition, revised. Square 18mo. 3s. 6d.
- NEW PRACTICAL DICTIONARY of the GERMAN LANGUAGE;** German-English and English-German. By the Rev. W. L. BLACKLEY, M.A. and Dr. CARL MARTIN FRIEDLÄNDER. Post 8vo. 7s. 6d.
- The MASTERY of LANGUAGES;** or, the Art of Speaking Foreign Tongues Idiomatically. By THOMAS PRENDERGAST, late of the Civil Service at Madras. Third Edition. 8vo. 6s.

Miscellaneous Works and Popular Metaphysics.

- MISCELLANEOUS and POSTHUMOUS WORKS of the Late HENRY THOMAS BUCKLE.** Edited, with a Biographical Notice, by HELEN TAYLOR. 3 vols. 8vo. price 52s. 6d.
- In the MORNINGLAND;** or, the Law of the Origin and Transformation of Christianity. By JOHN S. STUART-GLENNIE, M.A. Barrister-at-Law. VOL. I. the New Philosophy of History and the Origin of the Doctrines of Christianity. 8vo. price 15s.
- MISCELLANEOUS WRITINGS of JOHN CONINGTON, M.A.** late Corpus Professor of Latin in the University of Oxford. Edited by J. A. SYMONDS, M.A. With a Memoir by H. J. S. SMITH, M.A. LL.D. F.R.S. 2 vols. 8vo. price 28s.
- SEASIDE MUSINGS ON SUNDAYS AND WEEK-DAYS.** By A. K. H. B. Crown 8vo. price 3s. 6d.
- Recreations of a Country Parson.** By A. K. H. B. FIRST and SECOND SERIES, crown 8vo. 3s. 6d. each.
- The Common-place Philosopher in Town and Country.** By A. K. H. B. Crown 8vo. price 3s. 6d.
- Leisure Hours in Town;** Essays Consolatory, Æsthetical, Moral, Social, and Domestic. By A. K. H. B. Crown 8vo. 3s. 6d.
- The Autumn Holidays of a Country Parson;** Essays contributed to *Fraser's Magazine*, &c. By A. K. H. B. Crown 8vo. 3s. 6d.
- The Graver Thoughts of a Country Parson.** By A. K. H. B. FIRST and SECOND SERIES, crown 8vo. 3s. 6d. each.

- Critical Essays of a Country Parson**, selected from Essays contributed to *Fraser's Magazine*. By A. K. H. B. Crown 8vo. 3s. 6d.
- Sunday Afternoons at the Parish Church of a Scottish University City**. By A. K. H. B. Crown 8vo. 3s. 6d.
- Lessons of Middle Age; with some Account of various Cities and Men**. By A. K. H. B. Crown 8vo. 3s. 6d.
- Counsel and Comfort spoken from a City Pulpit**. By A. K. H. B. Crown 8vo. price 3s. 6d.
- Changed Aspects of Unchanged Truths; Memorials of St. Andrews Sundays**. By A. K. H. B. Crown 8vo. 3s. 6d.
- Present-day Thoughts; Memorials of St. Andrews Sundays**. By A. K. H. B. Crown 8vo. 3s. 6d.
- SHORT STUDIES on GREAT SUBJECTS**. By JAMES ANTHONY FROUDE, M.A. late Fellow of Exeter Coll. Oxford. 2 vols. crown 8vo. price 12s.
- LORD MACAULAY'S MISCELLANEOUS WRITINGS:—**
- LIBRARY EDITION. 2 vols. 8vo. Portrait, 21s.
PEOPLE'S EDITION. 1 vol. crown 8vo. 4s. 6d.
- LORD MACAULAY'S MISCELLANEOUS WRITINGS and SPEECHES**.
STUDENT'S EDITION, in crown 8vo. price 6s.
- The Rev. SYDNEY SMITH'S MISCELLANEOUS WORKS; including his Contributions to the *Edinburgh Review***. Crown 8vo. 6s.
- The Wit and Wisdom of the Rev. Sydney Smith; a Selection of the most memorable Passages in his Writings and Conversation**. 16mo. 3s. 6d.
- The ECLIPSE of FAITH; or, a Visit to a Religious Sceptic**. By HENRY ROGERS. Latest Edition. Fcp. 8vo. price 5s.
- Defence of the Eclipse of Faith, by its Author; a rejoinder to Dr. Newman's Reply**. Latest Edition. Fcp. 8vo. price 3s. 6d.
- CHIPS from a GERMAN WORKSHOP; being Essays on the Science of Religion, and on Mythology, Traditions, and Customs**. By F. MAX MÜLLER, M.A. &c. Foreign Member of the French Institute. 3 vols. 8vo. £2.
- ANALYSIS of the PHENOMENA of the HUMAN MIND**. By JAMES MILL. A New Edition, with Notes, Illustrative and Critical, by ALEXANDER BAIN, ANDREW FINDLATER, and GEORGE GROTE. Edited, with additional Notes, by JOHN STUART MILL. 2 vols. 8vo. price 28s.
- An INTRODUCTION to MENTAL PHILOSOPHY, on the Inductive Method**. By J. D. MORELL, M.A. LL.D. 8vo. 12s.
- ELEMENTS of PSYCHOLOGY, containing the Analysis of the Intellectual Powers**. By the same Author. Post 8vo. 7s. 6d.
- The SECRET of HEGEL; being the Hegelian System in Origin, Principle, Form, and Matter**. By J. H. STIRLING, LL.D. 2 vols. 8vo. 28s.
- SIR WILLIAM HAMILTON; being the Philosophy of Perception: an Analysis**. By J. H. STIRLING, LL.D. 8vo. 5s.
- LECTURES on the PHILOSOPHY of LAW**. Together with Whewell and Hegel, and Hegel and Mr. W. R. Smith; a Vindication in a Physico-Mathematical Regard. By J. H. STIRLING, LL.D. 8vo. 6s.

- As REGARDS PROTOPLASM.** By J. H. STIRLING, LL.D. Second Edition, with Additions, in reference to Mr. Huxley's Second Issue and a new Preface in reply to Mr. Huxley in 'Yeast.' 8vo. price 2s.
- The SENSES and the INTELLECT.** By ALEXANDER BAIN, M.D. Professor of Logic in the University of Aberdeen. Third Edition. 8vo. 15s.
- MENTAL and MORAL SCIENCE:** a Compendium of Psychology and Ethics. By the same Author. Third Edition. Crown 8vo. 10s. 6d. Or separately: PART I. *Mental Science*, price 6s. 6d.; PART II. *Moral Science*, price 4s. 6d.
- LOGIC, DEDUCTIVE and INDUCTIVE.** By the same Author. In TWO PARTS, crown 8vo. 10s. 6d. Each Part may be had separately:—
PART I. *Deduction*, 4s. PART II. *Induction*, 6s. 6d.
- TIME and SPACE;** a Metaphysical Essay. By SHADWORTH H. HODGSON. (This work covers the whole ground of Speculative Philosophy.) 8vo. price 16s.
- The THEORY of PRACTICE; an ETHICAL ENQUIRY.** By the same Author. (This work, in conjunction with the foregoing, completes a system of Philosophy.) 2 vols. 8vo. price 24s.
- The PHILOSOPHY of NECESSITY;** or, Natural Law as applicable to Mental, Moral, and Social Science. By CHARLES BRAY. Second Edition. 8vo. 9s.
- A Manual of Anthropology, or Science of Man,** based on Modern Research. By the same Author. Crown 8vo. price 6s.
- On Force, its Mental and Moral Correlates.** By the same Author. 8vo. 5s.
- A TREATISE on HUMAN NATURE;** being an Attempt to Introduce the Experimental Method of Reasoning into Moral Subjects. By DAVID HUME. Edited, with Notes, &c. by T. H. GREEN, Fellow, and T. H. GROSE, late Scholar, of Balliol College, Oxford. 2 vols. 8vo. [In the press.]
- ESSAYS MORAL, POLITICAL, and LITERARY.** By DAVID HUME. By the same Editors. 2 vols. 8vo. [In the press.]
- UEBERWEG'S SYSTEM of LOGIC and HISTORY of LOGICAL DOCTRINES.** Translated, with Notes and Appendices, by T. M. LINDSAY, M.A. F.R.S.E. 8vo. price 16s.
- A BUDGET of PARADOXES.** By AUGUSTUS DE MORGAN, F.R.A.S. and C.P.S. Reprinted, with the Author's Additions, from the *Athenæum*. 8vo. price 15s.

Astronomy, Meteorology, Popular Geography, &c.

- OUTLINES of ASTRONOMY.** By Sir J. F. W. HERSCHEL, Bart. M.A. Latest Edition, with 9 Plates and numerous Diagrams. Square crown 8vo. price 12s.
- ESSAYS on ASTRONOMY:** a Series of Papers on Planets and Meteors, the Sun and Sun-surrounding Space, Stars and Star-Cloudlets; and a Dissertation on the approaching Transit of Venus: preceded by a Sketch of the Life and Work of Sir John Herschel. By RICHARD A. PROCTOR, B.A. Hon. Sec. R.A.S. With 10 Plates and 24 Woodcuts. 8vo. price 12s.

- The MOON ; her Motions, Aspect, Scenery, and Physical Condition.**
By RICHARD A. PROCTOR, B.A. Cantab. Hon. Sec. R.A.S. With Plates, Charts, Woodcuts, and Three Lunar Photographs by Rutherford, of New York. Crown 8vo. price 15s.
- The SUN; RULER, LIGHT, FIRE, and LIFE of the PLANETARY SYSTEM.** By RICHARD A. PROCTOR, B.A. F.R.A.S. Second Edition, with 10 Plates (7 coloured) and 107 Figures on Wood. Crown 8vo. 14s.
- OTHER WORLDS THAN OURS; the Plurality of Worlds Studied under the Light of Recent Scientific Researches.** By the same Author. Third Edition, with 14 Illustrations. Crown 8vo. 10s. 6d.
- The ORBS AROUND US; a Series of Familiar Essays on the Moon and Planets, Meteors and Comets, the Sun and Coloured Pairs of Stars.** By the same Author. Crown 8vo. price 7s. 6d.
- The STAR DEPTHS; or, Other Suns than Ours: a Treatise on Stars, Star-Systems, and Star-Cloudlets.** By the same Author. Crown 8vo. with numerous Illustrations. [*Nearly ready.*]
- SATURN and its SYSTEM.** By the same Author. 8vo. with 14 Plates, 14s.
- SHELLEN'S SPECTRUM ANALYSIS, in its application to Terrestrial Substances and the Physical Constitution of the Heavenly Bodies.** Translated by JANE and C. LASSELL; edited, with Notes, by W. HUGGINS, LL.D. F.R.S. With 13 Plates (6 coloured) and 223 Woodcuts. 8vo. price 28s.
- A NEW STAR ATLAS, for the Library, the School, and the Observatory, in Twelve Circular Maps (with Two Index Plates).** Intended as a Companion to 'Webb's Celestial Objects for Common Telescopes.' With a Letterpress Introduction on the Study of the Stars, illustrated by 9 Diagrams. By RICHARD A. PROCTOR, B.A. Hon. Sec. R.A.S. Crown 8vo. 5s.
- CELESTIAL OBJECTS for COMMON TELESCOPES.** By the Rev. T. W. WEBB, M.A. F.R.A.S. Third Edition, revised and enlarged; with Maps, Plate, and Woodcuts. Crown 8vo. price 7s. 6d.
- AIR and RAIN; the Beginnings of a Chemical Climatology.** By ROBERT ANGUS SMITH, Ph.D. F.R.S. F.C.S. Government Inspector of Alkali Works. With 8 Illustrations. 8vo. price 24s.
- NAUTICAL SURVEYING, an INTRODUCTION to the PRACTICAL and THEORETICAL STUDY of.** By JOHN KNOX LAUGHTON, M.A. F.R.A.S. Small 8vo. price 6s.
- MAGNETISM and DEVIATION of the COMPASS.** For the Use of Students in Navigation and Science Schools. By JOHN MERRIFIELD, LL.D. F.R.A.S. 18mo. price 1s. 6d.
- DOVE'S LAW of STORMS, considered in connexion with the Ordinary Movements of the Atmosphere.** Translated by R. H. SCOTT, M.A. T.C.D. 8vo. 10s. 6d.
- KEITH JOHNSTON'S GENERAL DICTIONARY of GEOGRAPHY, Descriptive, Physical, Statistical, and Historical; forming a complete Gazetteer of the World.** New Edition, revised and corrected to the Present Date by the Author's Son, KEITH JOHNSTON, F.R.G.S. 1 vol. 8vo. [*Nearly ready.*]
- The PUBLIC SCHOOLS ATLAS of MODERN GEOGRAPHY.** In 31 Maps, exhibiting clearly the more important Physical Features of the Countries delineated, and Noting all the Chief Places of Historical, Commercial, or Social Interest. Edited, with an Introduction, by the Rev. G. BUTLER, M.A. Imp. 4to. price 3s. 6d. sewed, or 5s. cloth.

A MANUAL of GEOGRAPHY, Physical, Industrial, and Political.
By W. HUGHES, F.R.G.S. With 6 Maps. Fcp. 7s. 6d.

MAUNDER'S TREASURY of GEOGRAPHY, Physical, Historical, Descriptive, and Political. Edited by W. HUGHES, F.R.G.S. Revised Edition, with 7 Maps and 16 Plates. Fcp. 6s. cloth, or 10s. bound in calf.

Natural History and Popular Science.

TEXT-BOOKS of SCIENCE, MECHANICAL and PHYSICAL, Edited by T. M. GOODEVE, M.A. and C. W. MERRIFIELD, F.R.S.

1. GOODEVE'S Mechanism, 3s. 6d.
2. BLOXAM'S Metals, 3s. 6d.
3. MILLER'S Inorganic Chemistry, 3s. 6d.
4. GRIFFIN'S Algebra and Trigonometry, 3s. 6d.
Notes and Solutions to Algebra and Trigonometry, 3s. 6d.
5. WATSON'S Plane and Solid Geometry, 3s. 6d.
6. MAXWELL'S Theory of Heat, 3s. 6d.
7. MERRIFIELD'S Technical Arithmetic and Mensuration, 3s. 6d.
HUNTER'S KEY to MERRIFIELD'S Arithmetic and Mensuration, 3s. 6d.
8. ANDERSON'S Strength of Materials and Structures, 3s. 6d.
9. JENKIN'S Electricity and Magnetism, 3s. 6d.
10. SHELLEY'S Workshop Appliances, 3s. 6d.

ELEMENTARY TREATISE on PHYSICS, Experimental and Applied.

Translated and edited from GANOT'S *Éléments de Physique* (with the Author's sanction) by E. ATKINSON, Ph.D. F.C.S. New Edition, revised and enlarged; with a Coloured Plate and 726 Woodcuts. Post 8vo. 15s.

NATURAL PHILOSOPHY for GENERAL READERS and YOUNG PERSONS; being a Course of Physics divested of Mathematical Formulæ, expressed in the language of daily life. Translated from GANOT'S *Cours de Physique* (with the Author's sanction) by E. ATKINSON, Ph.D. F.C.S. Crown 8vo. with 404 Woodcuts, price 7s. 6d.

HELMHOLTZ'S POPULAR LECTURES on SCIENTIFIC SUBJECTS.

Translated by E. ATKINSON, Ph.D. F.C.S. Professor of Experimental Science, Staff College. With an Introduction by Professor TYNDALL. 8vo. with numerous Woodcuts, price 12s. 6d.

Mrs. MARCET'S CONVERSATIONS on NATURAL PHILOSOPHY.

Revised by the Author's Son, and augmented by Conversations on Spectrum Analysis and Solar Chemistry. With 36 Plates. Crown 8vo. price 7s. 6d.

SOUND: a Course of Eight Lectures delivered at the Royal Institution of Great Britain. By JOHN TYNDALL, LL.D. D.C.L. F.R.S. New Edition, crown 8vo. with Portrait of *M. Schladni* and 169 Woodcuts, price 9s.

HEAT a MODE of MOTION. By Professor JOHN TYNDALL, LL.D. D.C.L. F.R.S. Fourth Edition. Crown 8vo. with Woodcuts, 10s. 6d.

CONTRIBUTIONS to MOLECULAR PHYSICS in the DOMAIN of RADIANT HEAT; a Series of Memoirs published in the Philosophical Transactions and Philosophical Magazine. By JOHN TYNDALL, LL.D. D.C.L. F.R.S. With 2 Plates and 31 Woodcuts. 8vo. price 16s.

RESEARCHES on DIAMAGNETISM and MAGNE-CRYSTALLIC ACTION; including the Question of Diamagnetic Polarity. By the same Author. With 6 plates and many Woodcuts. 8vo. price 14s.

NOTES of a COURSE of SEVEN LECTURES on ELECTRICAL PHENOMENA and THEORIES, delivered at the Royal Institution, A.D. 1870. By JOHN TYNDALL, LL.D. Crown 8vo. 1s. sewed, or 1s. 6d. cloth.

ELEMENTARY TREATISE on the WAVE-THEORY of LIGHT. By HUMPHREY LLOYD, D.D. D.C.L. Provost of Trinity College, Dublin. Third Edition, revised and enlarged. 8vo. price 10s. 6d.

LECTURES on LIGHT delivered in the United States of America in the Years 1872 and 1873. By JOHN TYNDALL, LL.D. D.C.L. F.R.S. With Frontispiece and Diagrams. Crown 8vo. price 7s. 6d.

NOTES of a COURSE of NINE LECTURES on LIGHT delivered at the Royal Institution, A.D. 1869. By the same Author. Crown 8vo. price 1s. sewed, or 1s. 6d. cloth.

FRAGMENTS of SCIENCE. By JOHN TYNDALL, LL.D. D.C.L. F.R.S. Third Edition. 8vo. price 14s.

LIGHT SCIENCE for LEISURE HOURS; a Series of Familiar Essays on Scientific Subjects, Natural Phenomena, &c. By R. A. PROCTOR, B.A. F.R.A.S. Second Edition, revised, of the First Series. Crown 8vo. price 7s. 6d.—**SECOND SERIES**, including a Sketch of the Life of Mary Somerville. Crown 8vo. price 7s. 6d.

The CORRELATION of PHYSICAL FORCES. By Sir W. R. GROVE, Q.C. V.P.R.S. Fifth Edition, revised, and followed by a Discourse on Continuity. 8vo. 10s. 6d.

Professor OWEN'S LECTURES on the COMPARATIVE ANATOMY and Physiology of the Invertebrate Animals. Second Edition, with 235 Woodcuts. 8vo. 21s.

The COMPARATIVE ANATOMY and PHYSIOLOGY of the VERTEBRATE ANIMALS. By RICHARD OWEN, F.R.S. D.C.L. With 1,472 Woodcuts. 3 vols. 8vo. £3. 13s. 6d.

PRINCIPLES of ANIMAL MECHANICS. By the Rev. S. HAUGHTON, F.R.S. Fellow of Trin. Coll. Dubl. M.D. Dubl. and D.C.L. Oxon. 8vo. with 111 Figures on Wood, price 21s.

The ANCIENT STONE IMPLEMENTS, WEAPONS, and ORNAMENTS of GREAT BRITAIN. By JOHN EVANS, F.R.S. F.S.A. With 2 Plates and 476 Woodcuts. 8vo. price 28s.

The ORIGIN of CIVILISATION and the PRIMITIVE CONDITION of MAN; Mental and Social Condition of Savages. By Sir JOHN LUBBOCK, Bart. M.P. F.R.S. Second Edition, with 25 Woodcuts. 8vo. price 16s.

The PRIMITIVE INHABITANTS of SCANDINAVIA: containing a Description of the Implements, Dwellings, Tombs, and Mode of Living of the Savages in the North of Europe during the Stone Age. By SNEV NILSSON. With 16 Plates of Figures and 3 Woodcuts. 8vo. 18s.

BIBLE ANIMALS; being a Description of every Living Creature mentioned in the Scriptures, from the Ape to the Coral. By the Rev. J. G. WOOD, M.A. F.L.S. With about 100 Vignettes on Wood. 8vo. 21s.

HOMES WITHOUT HANDS; a Description of the Habitations of Animals, classed according to their Principle of Construction. By the Rev. J. G. WOOD, M.A. F.L.S. With about 140 Vignettes on Wood. 8vo. 21s.

MANKIND, their ORIGIN and DESTINY. By an M.A. of Balliol College, Oxford. Containing a New Translation of the First Three Chapters of Genesis; a Critical Examination of the First Two Gospels; an Explanation of the Apocalypse; and the Origin and Secret Meaning of the Mythological and Mystical Teaching of the Ancients. With 31 Illustrations. 8vo. price 31s. 6d.

INSECTS AT HOME; a Popular Account of British Insects, their Structure, Habits, and Transformations. By the Rev. J. G. WOOD, M.A. F.L.S. With upwards of 700 Illustrations engraved on Wood (1 coloured and 21 full size of page). 8vo. price 21s.

INSECTS ABROAD; being a Popular Account of Foreign Insects, their Structure, Habits, and Transformations. By J. G. WOOD, M.A. F.L.S. Author of 'Homes without Hands,' &c. In One Volume, printed and illustrated uniformly with 'Insects at Home,' to which it will form a Sequel and Companion. [In the press.]

STRANGE DWELLINGS; a description of the Habitations of Animals, abridged from 'Homes without Hands.' By the Rev. J. G. WOOD, M.A. F.L.S. With about 60 Woodcut Illustrations. Crown 8vo. price 7s. 6d.

A FAMILIAR HISTORY of BIRDS. By E. STANLEY, D.D. F.R.S. late Lord Bishop of Norwich. Seventh Edition, with Woodcuts. Fcp. 3s. 6d.

The HARMONIES of NATURE and UNITY of CREATION. By Dr. GEORGE HARTWIG. 8vo. with numerous Illustrations, 18s.

The SEA and its LIVING WONDERS. By Dr. GEORGE HARTWIG. Latest revised Edition. 8vo. with many Illustrations, 10s. 6d.

The TROPICAL WORLD. By Dr. GEORGE HARTWIG. With above 160 Illustrations. Latest revised Edition. 8vo. price 10s. 6d.

The SUBTERRANEAN WORLD. By Dr. GEORGE HARTWIG. With 3 Maps and about 80 Woodcuts, including 8 full size of page. 8vo. price 21s.

The POLAR WORLD, a Popular Description of Man and Nature in the Arctic and Antarctic Regions of the Globe. By Dr. GEORGE HARTWIG. With 8 Chromoxylographs, 3 Maps, and 85 Woodcuts. 8vo. 21s.

KIRBY and SPENCE'S INTRODUCTION to ENTOMOLOGY, or Elements of the Natural History of Insects. 7th Edition. Crown 8vo. 5s.

MAUNDER'S TREASURY of NATURAL HISTORY, or Popular Dictionary of Birds, Beasts, Fishes, Reptiles, Insects, and Creeping Things. Latest revised Edition, with above 900 Woodcuts. Fcp. 8vo. price 6s. cloth, or 10s. bound in calf.

HANDBOOK of HARDY TREES, SHRUBS, and HERBACEOUS PLANTS, containing Descriptions, Native Countries, &c. of a Selection of the Best Species in Cultivation; together with Cultural Details, Comparative Hardiness, Suitability for Particular Positions, &c. By W. B. HEMSLEY, formerly Assistant at the Herbarium of the Royal Gardens, Kew. Based on DECAISNE and NAUDIN'S *Manuel de l'Amateur des Jardins*, and including the 264 Original Woodcuts. Medium 8vo. 21s.

A GENERAL SYSTEM of BOTANY DESCRIPTIVE and ANALYTICAL.

I. Outlines of Organography, Anatomy, and Physiology; II. Descriptions and Illustrations of the Orders. By E. LE MAOUT, and J. DECAISNE, Members of the Institute of France. Translated by Mrs. HOOKER. The Orders arranged after the Method followed in the Universities and Schools of Great Britain, its Colonies, America, and India, with Additions, an Appendix on the Natural Method, and a Synopsis of the Orders, by J. D. HOOKER, F.R.S. &c. Director of the Royal Botanical Gardens, Kew. With 5,500 Woodcuts. Imperial 8vo. price 52s. 6d.

- The TREASURY of BOTANY**, or Popular Dictionary of the Vegetable Kingdom; including a Glossary of Botanical Terms. Edited by J. LINDLEY, F.R.S. and T. MOORE, F.L.S. assisted by eminent Contributors. With 274 Woodcuts and 20 Steel Plates. Two Parts, fcp. 12s. cloth, or 20s. calf.
- The ELEMENTS of BOTANY for FAMILIES and SCHOOLS.** Tenth Edition, revised by THOMAS MOORE, F.L.S. Fcp. with 154 Woodcuts, 2s. 6d.
- The ROSE AMATEUR'S GUIDE.** By THOMAS RIVERS. Fourteenth Edition. Fcp. 4s.
- LOUDON'S ENCYCLOPÆDIA of PLANTS;** comprising the Specific Character, Description, Culture, History, &c. of all the Plants found in Great Britain. With upwards of 12,000 Woodcuts. 8vo. 42s.
- MAUNDER'S SCIENTIFIC and LITERARY TREASURY.** New Edition, thoroughly revised and in great part rewritten, with above 1,000 new Articles, by J. Y. JOHNSON, Corr. M.Z.S. Fcp. 6s. cloth, or 10s. calf.
- A DICTIONARY of SCIENCE, LITERATURE, and ART.** Fourth Edition, re-edited by W. T. BRANDE (the original Author), and GEORGE W. COX, M.A., assisted by contributors of eminent Scientific and Literary Acquirements. 3 vols. medium 8vo. price 63s. cloth.

*Chemistry, Medicine, Surgery, and the
Allied Sciences.*

- A DICTIONARY of CHEMISTRY** and the Allied Branches of other Sciences. By HENRY WATTS, F.R.S. assisted by eminent Contributors. Complete in 6 vols, medium 8vo. price £8. 14s. 6d.
- ELEMENTS of CHEMISTRY**, Theoretical and Practical. By W. ALLEN MILLER, M.D. late Prof. of Chemistry, King's Coll. London. New Edition. 3 vols. 8vo. £3. PART I. CHEMICAL PHYSICS, 15s. PART II. INORGANIC CHEMISTRY, 21s. PART III. ORGANIC CHEMISTRY, 24s.
- A Course of Practical Chemistry**, for the use of Medical Students. By W. ODLING, F.R.S. New Edition, with 70 Woodcuts. Crown 8vo. 7s. 6d.
- A MANUAL of CHEMICAL PHYSIOLOGY**, including its Points of Contact with Pathology. By J. L. W. THUDICHUM, M.D. With Woodcuts. 8vo. price 7s. 6d.
- SELECT METHODS in CHEMICAL ANALYSIS**, chiefly INORGANIC. By WILLIAM CROOKES, F.R.S. With 22 Woodcuts. Crown 8vo. price 12s. 6d.
- CHEMICAL NOTES for the LECTURE ROOM.** By THOMAS WOOD, F.C.S. 2 vols. crown 8vo. I. on Heat, &c. price 5s. II. on the Metals, 5s.
- The HANDBOOK for MIDWIVES.** By HENRY FLY SMITH, B.A. M.B. Oxon. M.R.C.S. late Assistant-Surgeon at the Hospital for Women, Soho-square. With 41 Woodcuts. Crown 8vo. 5s.
- The DIAGNOSIS, PATHOLOGY, and TREATMENT of DISEASES of WOMEN;** including the Diagnosis of Pregnancy. By GRAILY HEWITT, M.D. Third Edition, partly rewritten; with several additional Illustrations. 8vo. price 24s.

- On SOME DISORDERS of the NERVOUS SYSTEM in CHILDHOOD**; being the Lumleian Lectures delivered before the Royal College of Physicians in March 1871. By CHARLES WEST, M.D. Crown 8vo. price 5s.
- LECTURES on the DISEASES of INFANCY and CHILDHOOD.** By CHARLES WEST, M.D. &c. New Edition, revised and enlarged. 8vo. 16s.
- The SCIENCE and ART of SURGERY**; being a Treatise on Surgical Injuries, Diseases, and Operations. By JOHN ERIC ERICHSEN, Senior Surgeon to University College Hospital, and Holme Professor of Clinical Surgery in University College, London. A new Edition, being the Sixth, revised and enlarged; with 712 Woodcuts. 2 vols. 8vo. price 32s.
- A SYSTEM of SURGERY, Theoretical and Practical.** In Treatises by Various Authors. Edited by T. HOLMES, M.A. &c. Surgeon and Lecturer on Surgery at St. George's Hospital, and Surgeon-in-Chief to the Metropolitan Police. Second Edition, thoroughly revised, with numerous Illustrations. 5 vols. 8vo. £5. 5s.
- The SURGICAL TREATMENT of CHILDREN'S DISEASES.** By T. HOLMES, M.A. &c. late Surgeon to the Hospital for Sick Children. Second Edition, with 9 plates and 112 Woodcuts. 8vo. 21s.
- LECTURES on the PRINCIPLES and PRACTICE of PHYSIC.** By Sir THOMAS WATSON, Bart. M.D. Fifth Edition, thoroughly revised. 2 vols. 8vo. price 36s.
- LECTURES on SURGICAL PATHOLOGY.** By Sir JAMES PAGET, Bart. F.R.S. Third Edition, revised and re-edited by the Author and Professor W. TURNER, M.B. 8vo. with 134 Woodcuts, 21s.
- COOPER'S DICTIONARY of PRACTICAL SURGERY** and Encyclopædia of Surgical Science. New Edition, brought down to the present time. By S. A. LANE, Surgeon to St. Mary's Hospital, assisted by various Eminent Surgeons. 2 vols. 8vo. price 25s. each.
- On CHRONIC BRONCHITIS, especially as connected with GOUT, EMPHYSEMA, and DISEASES of the HEART.** BY E. HEADLAM GREENHOW, M.D. F.R.C.P. &c. 8vo. 7s. 6d.
- The CLIMATE of the SOUTH of FRANCE as SUITED to INVALIDS**; with Notices of Mediterranean and other Winter Stations. By C. T. WILLIAMS, M.A. M.D. Oxon. Physician to the Hospital for Consumption at Brompton. Second Edition. Crown 8vo. 6s.
- PULMONARY CONSUMPTION**; its Nature, Varieties, and Treatment: with an Analysis of One Thousand Cases to exemplify its Duration. By C. J. B. WILLIAMS, M.D. F.R.S. and C. T. WILLIAMS, M.A. M.D. Oxon. Post 8vo. price 10s. 6d.
- The SKIM-MILK TREATMENT of DIABETES and BRIGHT'S DISEASE**; with Clinical Observations on the Symptoms and Pathology of these Affections. By ARTHUR SCOTT DONKIN, M.D. &c. Crown 8vo. price 10s. 6d.
- QUAIN'S ELEMENTS of ANATOMY.** Seventh Edition [1867], edited by W. SHARPEY, M.D. F.R.S. ALLEN THOMPSON, M.D. F.R.S. and J. CLELAND, M.D. With upwards of 800 Engravings on Wood. 2 vols. 8vo. price 31s. 6d.
- ANATOMY, DESCRIPTIVE and SURGICAL.** By HENRY GRAY, F.R.S. With about 400 Woodcuts from Dissections. Sixth Edition, by T. HOLMES, M.A. Cantab, with a new Introduction by the Editor. Royal 8vo. 28s.

A TREATISE on the CONTINUED FEVERS of GREAT BRITAIN.

By CHARLES MURCHISON, M.D. LL.D. F.R.S. F.R.C.P. &c. Second Edition, thoroughly revised and enlarged, with numerous Illustrations. 8vo. price 24s.

CLINICAL LECTURES on DISEASES of the LIVER, JAUNDICE,

and ABDOMINAL DROPSY. By CHARLES MURCHISON, M.D. Post 8vo. with 25 Woodcuts, 10s. 6d.

OUTLINES of PHYSIOLOGY, Human and Comparative. By JOHN

MARSHALL, F.R.C.S. Surgeon to the University College Hospital. 2 vols. crown 8vo. with 122 Woodcuts, 32s.

PHYSIOLOGICAL ANATOMY and PHYSIOLOGY of MAN. By the

late R. B. TODD, M.D. F.R.S. and W. BOWMAN, F.R.S. of King's College. With numerous Illustrations. Vol. II. 8vo. 25s.

VOL. I. New Edition by Dr. LIONEL S. BEALE, F.R.S. in course of publication, with many Illustrations. PARTS I. and II. price 7s. 6d. each.

COPLAND'S DICTIONARY of PRACTICAL MEDICINE, abridged

from the larger work and throughout brought down to the present State of Medical Science. 8vo. 36s.

On the MANUFACTURE of BEET-ROOT SUGAR in ENGLAND

and IRELAND. By WILLIAM CROOKES, F.R.S. Crown 8vo. with 11 Woodcuts, 8s. 6d.

DR. PEREIRA'S ELEMENTS of MATERIA MEDICA and THERA-

PEUTICS, abridged and adapted for the use of Medical and Pharmaceutical Practitioners and Students; and comprising all the Medicines of the British Pharmacopœia, with such others as are frequently ordered in Prescriptions or required by the Physician. Edited by Professor BENTLEY, F.L.S. &c. and by Dr. REDWOOD, F.C.S. &c. With 125 Woodcut Illustrations. 8vo. price 25s.

The ESSENTIALS of MATERIA MEDICA and THERAPEUTICS.

By ALFRED BARING GARROD, M.D. F.R.S. &c. Physician to King's College Hospital. Third Edition. Seventh Impression, brought up to 1870. Crown 8vo. price 12s. 6d.

The Fine Arts, and Illustrated Editions.

The THREE CATHEDRALS DEDICATED to ST. PAUL, in LONDON ;

their History from the Foundation of the First Building in the Sixth Century to the Proposals for the Adornment of the Present Cathedral. By WILLIAM LONGMAN, F.A.S. with numerous Illustrations. Square crown 8vo. price 21s.

GROTESQUE ANIMALS, invented, described, and portrayed by E. W.

COOKE, R.A. F.R.S. F.G.S. F.Z.S. &c. in Twenty-four Plates, with Elucidatory Comments. Royal 4to. 21s.

IN FAIRYLAND ; Pictures from the Elf-World. By RICHARD

DOYLE. With a Poem by W. ALLINGHAM. With Sixteen Plates, containing Thirty-six Designs printed in Colours. Folio, 31s. 6d.

HALF-HOUR LECTURES on the HISTORY and PRACTICE of the

Fine and Ornamental Arts. By WILLIAM B. SCOTT. New Edition, revised by the Author ; with 50 Woodcuts. Crown 8vo. 8s. 6d.

ALBERT DURER, HIS LIFE and WORKS ; including Auto-

biographical Papers and Complete Catalogues. By WILLIAM B. SCOTT. With Six Etchings by the Author, and other Illustrations. 8vo. 16s.

The CHORALE BOOK for ENGLAND: the Hymns translated by Miss C. WINKWORTH; the Tunes arranged by Prof. W. S. BENNETT and OTTO GOLDSCHMIDT. Fcp. 4to. 12s. 6d.

The NEW TESTAMENT, illustrated with Wood Engravings after the Early Masters, chiefly of the Italian School. Crown 4to. 63s. cloth, gilt top; or £5 5s. elegantly bound in morocco.

LYRA GERMANICA; the Christian Year. Translated by CATHERINE WINKWORTH; with 125 Illustrations on Wood drawn by J. LEIGHTON, F.S.A. 4to. 21s.

LYRA GERMANICA; the Christian Life. Translated by CATHERINE WINKWORTH; with about 200 Woodcut Illustrations by J. LEIGHTON, F.S.A., and other Artists. 4to. 21s.

The LIFE of MAN SYMBOLISED by the MONTHS of the YEAR. Text selected by R. PIGOT; Illustrations on Wood from Original Designs by J. LEIGHTON, F.S.A. 4to. 42s.

CATS' and FARLIE'S MORAL EMBLEMS; with Aphorisms, Adages, and Proverbs of all Nations. 121 Illustrations on Wood by J. LEIGHTON, F.S.A. Text selected by R. PIGOT. Imperial 8vo. 31s. 6d.

SACRED and LEGENDARY ART. By MRS. JAMESON.

Legends of the Saints and Martyrs. New Edition, with 19 Etchings and 187 Woodcuts. 2 vols. square crown 8vo. 31s. 6d.

Legends of the Monastic Orders. New Edition, with 11 Etchings and 88 Woodcuts. 1 vol. square crown 8vo. 21s.

Legends of the Madonna. New Edition, with 27 Etchings and 165 Woodcuts. 1 vol. square crown 8vo. 21s.

The History of Our Lord, with that of his Types and Precursors. Completed by Lady EASTLAKE. Revised Edition, with 31 Etchings and 281 Woodcuts. 2 vols. square crown 8vo. 42s.

The Useful Arts, Manufactures, &c.

HISTORY of the GOTHIC REVIVAL; an Attempt to shew how far the taste for Mediæval Architecture was retained in England during the last two centuries, and has been re-developed in the present. By C. L. EASTLAKE, Architect. With 48 Illustrations (36 full size of page). Imperial 8vo. price 31s. 6d.

GWILT'S ENCYCLOPÆDIA of ARCHITECTURE, with above 1,600 Engravings on Wood. Fifth Edition, revised and enlarged by WYATT PAPWORTH. 8vo. 52s. 6d.

A MANUAL of ARCHITECTURE: being a Concise History and Explanation of the principal Styles of European Architecture. Ancient, Mediæval, and Renaissance; with a Glossary of Technical Terms. By THOMAS MITCHELL. Crown 8vo. with 150 Woodcuts, 10s. 6d.

HINTS on HOUSEHOLD TASTE in FURNITURE, UPHOLSTERY, and other Details. By CHARLES L. EASTLAKE, Architect. New Edition, with about 90 Illustrations. Square crown 8vo. 14s.

PRINCIPLES of MECHANISM, designed for the Use of Students in the Universities, and for Engineering Students generally. By R. WILLIS, M.A. F.R.S. &c. Jacksonian Professor in the University of Cambridge. Second Edition, enlarged; with 374 Woodcuts. 8vo. 18s.

GEOMETRIC TURNING: comprising a Description of Plant's New Geometric Chuck, with directions for its use, and a series of Patterns cut by it, with explanations of the mode of producing them, and an account of a New Process of Deep Cutting and of Graving on Copper. By H. S. SAVORY. With numerous Woodcuts. 8vo. 21s.

LATHES and TURNING, Simple, Mechanical, and ORNAMENTAL. By W. HENRY NORTHCOTT. With about 240 Illustrations on Steel and Wood. 8vo. 18s.

PERSPECTIVE; or, the Art of Drawing what One Sees. Explained and adapted to the use of those Sketching from Nature. By Lieut. W. H. COLLINS, R.E. F.R.A.S. With 37 Woodcuts. Crown 8vo. price 5s.

URE'S DICTIONARY of ARTS, MANUFACTURES, and MINES. Sixth Edition, chiefly rewritten and greatly enlarged by ROBERT AUNT, F.R.S. assisted by numerous Contributors eminent in Science and the Arts, and familiar with Manufactures. With above 2,000 Woodcuts. 3 vols. medium 8vo. price £4 14s. 6d.

HANDBOOK of PRACTICAL TELEGRAPHY. By R. S. CULLEY, Memb. Inst. C.E. Engineer-in-Chief of Telegraphs to the Post Office. Fifth Edition, with 118 Woodcuts and 9 Plates. 8vo. price 14s.

ENCYCLOPÆDIA of CIVIL ENGINEERING, Historical, Theoretical, and Practical. By E. CRESY, C.E. With above 3,000 Woodcuts. 8vo. 42s.

The STRAINS IN TRUSSES Computed by means of Diagrams; with 20 Examples drawn to Scale. By F. A. RANKEN, M.A. C.E. Lecturer at the Hartley Institution, Southampton. With 35 Diagrams. Square crown 8vo. price 6s. 6d.

TREATISE on MILLS and MILLWORK. By Sir W. FAIRBAIRN, Bart. F.R.S. New Edition, with 18 Plates and 322 Woodcuts, 2 vols. 8vo. 32s.

USEFUL INFORMATION for ENGINEERS. By the same Author. FIRST, SECOND, and THIRD SERIES, with many Plates and Woodcuts, 3 vols. crown 8vo. 10s. 6d. each.

The APPLICATION of CAST and WROUGHT IRON to Building Purposes. By Sir W. FAIRBAIRN, Bart. F.R.S. Fourth Edition, enlarged; with 6 Plates and 118 Woodcuts. 8vo. price 16s.

A TREATISE on the STEAM ENGINE, in its various Applications to Mines, Mills, Steam Navigation, Railways, and Agriculture. By J. BOURNE, C.E. Eighth Edition; with Portrait, 37 Plates, and 546 Woodcuts. 4to. 42s.

CATECHISM of the STEAM ENGINE, in its various Applications to Mines, Mills, Steam Navigation, Railways, and Agriculture. By the same Author. With 89 Woodcuts. Fcp. 6s.

HANDBOOK of the STEAM ENGINE. By the same Author, forming a KEY to the Catechism of the Steam Engine, with 67 Woodcuts. Fcp. 9s.

BOURNE'S RECENT IMPROVEMENTS in the STEAM ENGINE in its various applications to Mines, Mills, Steam Navigation, Railways, and Agriculture. Being a Supplement to the Author's 'Catechism of the Steam Engine.' By JOHN BOURNE, C.E. New Edition, including many New Examples; with 124 Woodcuts. Fcp. 8vo. 6s.

PRACTICAL TREATISE on METALLURGY, adapted from the last German Edition of Professor KERL'S *Metallurgy* by W. CROOKES, F.R.S. &c. and E. BÖHRIG, Ph.D. M.E. With 625 Woodcuts. 3 vols. 8vo. price £4 19s.

MITCHELL'S MANUAL of PRACTICAL ASSAYING. Fourth Edition, for the most part rewritten, with all the recent Discoveries incorporated, by W. CROOKES, F.R.S. With 199 Woodcuts. 8vo. 31s. 6d.

LOUDON'S ENCYCLOPÆDIA of AGRICULTURE: comprising the Laying-out, Improvement, and Management of Landed Property, and the Cultivation and Economy of the Productions of Agriculture. With 1,100 Woodcuts. 8vo. 21s.

Loudon's Encyclopædia of Gardening: comprising the Theory and Practice of Horticulture, Floriculture, Arboriculture, and Landscape Gardening. With 1,000 Woodcuts. 8vo. 21s.

BAYLDON'S ART of VALUING RENTS and TILLAGES, and Claims of Tenants upon Quitting Farms, both at Michaelmas and Lady Day. Eighth Edition, revised by J. C. MORTON. 8vo. 10s. 6d.

Religious and Moral Works.

INTRODUCTION to the SCIENCE of RELIGION. Four Lectures delivered at the Royal Institution; with Two Essays on False Analogies and the Philosophy of Mythology. By F. MAX MÜLLER, M.A. Crown 8vo. price 10s. 6d.

ESSAYS on the HISTORY of the CHRISTIAN RELIGION. By JOHN EARL RUSSELL. Second Edition, revised, 8vo. price 10s. 6d.

EIGHT ESSAYS on ECCLESIASTICAL REFORM, by Various Writers; together with a Preface and Analysis of the Essays. Edited by the Rev. ORBY SHIPLEY, M.A. Crown 8vo. 10s. 6d.

The SPEAKER'S BIBLE COMMENTARY, by Bishops and other Clergy of the Anglican Church, critically examined by the Right Rev. J. W. COLENSO, D.D. Bishop of Natal. 8vo. PART I. *Genesis*, 3s. 6d. PART II. *Exodus*, 4s. 6d. PART III. *Leviticus*, 2s. 6d. PART IV. *Numbers*, 3s. 6d. PART V. *Deuteronomy*, 5s.

The OUTLINES of the CHRISTIAN MINISTRY DELINEATED, and brought to the Test of Reason, Holy Scripture History, and Experience, with a view to the Reconciliation of Existing Differences concerning it, especially between Presbyterians and Episcopalians. By C. WORDSWORTH, D.C.L. Bishop of St. Andrews. Crown 8vo. price 7s. 6d.

CHRIST the CONSOLER; a Book of Comfort for the Sick. With a Preface by the Right Rev. the Lord Bishop of Carlisle. Small 8vo. price 6s.

REASONS of FAITH; or, the ORDER of the Christian Argument Developed and Explained. By the Rev. G. S. DREW, M.A. Second Edition, revised and enlarged. Fcp. 8vo. price 6s.

The TRUE DOCTRINE of the EUCHARIST. By THOMAS S. L. VOGAN, D.D. Canon and Prebendary of Chichester and Rural Dean. 8vo. price 18s.

SYNONYMS of the OLD TESTAMENT, their BEARING on CHRISTIAN FAITH and PRACTICE. By the Rev. ROBERT BAKER GIRDLESTONE, M.A. 8vo. price 15s.

- An INTRODUCTION to the THEOLOGY of the CHURCH of ENGLAND**, in an Exposition of the Thirty-nine Articles. By the Rev. T. P. BOULTBEE, LL.D. New Edition, Fcp. 8vo. price 6s.
- FUNDAMENTALS**; or, Bases of Belief concerning MAN and GOD: a Handbook of Mental, Moral, and Religious Philosophy. By the Rev. T. GRIFFITH, M.A. 8vo. price 10s. 6d.
- PRAYERS for the FAMILY and for PRIVATE USE**, selected from the COLLECTION of the late BARON BUNSEN, and Translated by CATHERINE WINKWORTH. Fcp. 8vo. price 3s. 6d.
- The **STUDENT'S COMPENDIUM of the BOOK of COMMON PRAYER**; being Notes Historical and Explanatory of the Liturgy of the Church of England. By the Rev. H. ALLDEN NASH. Fcp. 8vo. price 2s. 6d.
- An EXPOSITION of the 39 ARTICLES**, Historical and Doctrinal. By E. HAROLD BROWNE, D.D. Lord Bishop of Ely. Ninth Edit. 8vo. 16s.
- The **LIFE and EPISTLES of ST. PAUL**. By the Rev. W. J. CONYBEARE, M.A., and the Very Rev. J. S. HOWSON, D.D. Dean of Chester:—
LIBRARY EDITION, with all the Original Illustrations, Maps, Landscapes on Steel, Woodcuts, &c. 2 vols. 4to. 48s.
INTERMEDIATE EDITION, with a Selection of Maps, Plates, and Woodcuts. 2 vols. square crown 8vo. 21s.
STUDENT'S EDITION, revised and condensed, with 46 Illustrations and Maps. 1 vol. crown 8vo. price 9s.
- The **VOYAGE and SHIPWRECK of ST PAUL**; with Dissertations on the Life and Writings of St. Luke and the Ships and Navigation of the Ancients. By JAMES SMITH, F.R.S. Third Edition. Crown 8vo. 10s. 6d.
- COMMENTARY on the EPISTLE to the ROMANS**. By the Rev. W. A. O'CONNOR, B.A. Rector of St. Simon and St. Jude, Manchester. Crown 8vo. price 3s. 6d.
- The **EPISTLE to the HEBREWS**; with Analytical Introduction and Notes. By the Rev. W. A. O'CONNOR, B.A. Crown 8vo. price 4s. 6d.
- A CRITICAL and GRAMMATICAL COMMENTARY on ST. PAUL'S Epistles**. By C. J. ELLICOTT, D.D. Lord Bishop of Gloucester and Bristol. 8vo.
Galatians, Fourth Edition, 8s. 6d.
Ephesians, Fourth Edition, 8s. 6d.
Pastoral Epistles, Fourth Edition, 10s. 6d.
Philippians, Colossians, and Philemon, Third Edition, 10s. 6d.
Thessalonians, Third Edition, 7s. 6d.
- HISTORICAL LECTURES on the LIFE of OUR LORD JESUS CHRIST**: being the Hulsean Lectures for 1859. By C. J. ELLICOTT, D.D. Lord Bishop of Gloucester and Bristol. Fifth Edition. 8vo. price 12s.
- EVIDENCE of the TRUTH of the CHRISTIAN RELIGION** derived from the Literal Fulfilment of Prophecy. By ALEXANDER KEITH, D.D. 37th Edition, with numerous Plates, in square 8vo. 12s. 6d.; also the 39th Edition, in post 8vo. with 5 Plates, 6s.
- History and Destiny of the World and Church, according to Scripture**. By the same Author. Square 8vo. with 40 Illustrations, 10s.
- The **HISTORY and LITERATURE of the ISRAELITES**, according to the Old Testament and the Apocrypha. By C. DE ROTHSCHILD and A. DE ROTHSCHILD. Second Edition, revised. 2 vols. post 8vo. with Two Maps, price 12s. 6d. Abridged Edition, in 1 vol. fcp. 8vo. price 3s. 6d.

An INTRODUCTION to the STUDY of the NEW TESTAMENT, Critical, Exegetical, and Theological. By the Rev. S. DAVIDSON, D.D. LL.D. 2 vols. 8vo. 30s.

EWALD'S HISTORY of ISRAEL to the DEATH of MOSES. Translated from the German. Edited, with a Preface and an Appendix, by RUSSELL MARTINEAU, M.A. Second Edition. 2 vols. 8vo. 24s. VOLS. III. and IV. edited by J. E. CARPENTER, M.A. price 21s. VOL. V. translated by Mr. CARPENTER, is in the press.

The TREASURY of BIBLE KNOWLEDGE; being a Dictionary of the Books, Persons, Places, Events, and other matters of which mention is made in Holy Scripture. By Rev. J. AYRE, M.A. With Maps, 16 Plates, and numerous Woodcuts. Fcp. 8vo. price 6s. cloth, or 10s. neatly bound in calf.

EVERY-DAY SCRIPTURE DIFFICULTIES explained and illustrated. By J. E. PRESCOTT, M.A. VOL. I. *Matthew and Mark*; VOL. II. *Luke and John*, 2 vols. 8vo. 9s. each.

LECTURES on the PENTATEUCH and the MOABITE STONE; with Appendices, containing—I. The Elohist Narrative; II. The Original Story of the Exodus; III. The Pre-Christian Cross. By the Right Rev. JOHN WILLIAM COLENZO, D.D. Bishop of Natal. 8vo. price 12s.

The PENTATEUCH and BOOK of JOSHUA CRITICALLY EXAMINED. By the Right Rev. J. W. COLENZO, D.D. Lord Bishop of Natal. People's Edition, in 1 vol. crown 8vo. 6s.

The FORMATION of CHRISTENDOM. By T. W. ALLIES. PARTS I. and II. 8vo. price 12s. each Part.

ENGLAND and CHRISTENDOM. By ARCHBISHOP MANNING, D.D. Post 8vo. price 10s. 6d.

A VIEW of the SCRIPTURE REVELATIONS CONCERNING a FUTURE STATE. By RICHARD WHATELY, D.D. late Archbishop of Dublin. Ninth Edition. Fcp. 8vo. 5s.

THOUGHTS for the AGE. By ELIZABETH M. SEWELL, Author of 'Amy Herbert,' &c. New Edition, revised. Fcp. 8vo. price 5s.

Passing Thoughts on Religion. By the same Author. Fcp. 8vo. 3s 6d.

Self-Examination before Confirmation. By the same Author, 32mo. price 1s. 6d.

Readings for a Month Preparatory to Confirmation, from Writers of the Early and English Church. By the same Author. Fcp. 4s.

Readings for Every Day in Lent, compiled from the Writings of Bishop JEREMY TAYLOR. By the same Author. Fcp. 5s.

Preparation for the Holy Communion; the Devotions chiefly from the Works of JEREMY TAYLOR. By the same Author. 32mo. 3s.

THOUGHTS for the HOLY WEEK for Young Persons. By the Author of 'Amy Herbert.' New Edition. Fcp. 8vo. 2s.

PRINCIPLES of EDUCATION Drawn from Nature and Revelation, and applied to Female Education in the Upper Classes. By the Author of 'Amy Herbert.' 2 vols. fcp. 12s. 6d.

LYRA GERMANICA, translated from the German by Miss C. WINKWORTH. FIRST SERIES, Hymns for the Sundays and Chief Festivals. SECOND SERIES, the Christian Life. Fcp. 3s. 6d. each SERIES.

SPIRITUAL SONGS for the **SUNDAYS** and **HOLIDAYS** throughout the Year. By J. S. B. MONSELL, LL.D. Vicar of Egham and Rural Dean. Fourth Edition. Sixth Thousand. Fcp. 4s. 6d.

TRADITIONS and **CUSTOMS** of **CATHEDRALS**. By MACKENZIE E. C. WALCOTT, B.D. F.S.A. Præcentor and Prebendary of Chichester. Second Edition, revised and enlarged. Crown 8vo. price 6s.

ENDEAVOURS after the **CHRISTIAN LIFE**: Discourses. By JAMES MARTINEAU. Fourth Edition, carefully revised. Post 8vo. 7s. 6d.

WHATELY'S INTRODUCTORY LESSONS on the **CHRISTIAN** Evidences. 18mo. 6d.

BISHOP JEREMY TAYLOR'S ENTIRE WORKS. With Life by BISHOP HEBER. Revised and corrected by the Rev. C. P. EDEN. Complete in Ten Volumes, 8vo. cloth, price £5. 5s.

Travels, Voyages, &c.

SLAVE-CATCHING in the **INDIAN OCEAN**. By Capt. COLOMB, R.N. With a Map and Illustrations from Photographs and Original Drawings. 8vo. price 21s.

UNTRODDEN PEAKS and **UNFREQUENTED VALLEYS**; a Midsummer Ramble among the Dolomites. By AMELIA B. EDWARDS. With a Map and 27 Illustrations, engraved on Wood from Sketches by the Author. Medium 8vo. price 21s.

The **DOLOMITE MOUNTAINS**; Excursions through Tyrol, Carinthia, Carniola, and Friuli, 1861-1863. By J. GILBERT and G. C. CHURCHILL, F.R.G.S. With numerous Illustrations. Square crown 8vo. 21s.

CADORE; or, **TITIAN'S COUNTRY**. By JOSIAH GILBERT, one of the Authors of the 'Dolomite Mountains.' With Map, Facsimile, and 40 Illustrations. Imperial 8vo. 31s. 6d.

HOURS of **EXERCISE** in the **ALPS**. By JOHN TYNDALL, LL.D. D.C.L. F.R.S. Third Edition, with 7 Woodcuts by E. Whymper. Crown 8vo. price 12s. 6d.

MAP of the **CHAIN** of **MONT BLANC**, from an Actual Survey in 1863-1864. By ADAMS-REILLY, F.R.G.S. M.A.C. Published under the Authority of the Alpine Club. In Chromolithography on extra stout drawing-paper 28in. x 17in. price 10s. or mounted on canvas in a folding case, 12s. 6d.

TRAVELS in the **CENTRAL CAUCASUS** and **BASHAN**. Including Visits to Ararat and Tabreez and Ascents of Kazbek and Elbruz. By D. W. FRESHFIELD. Square crown 8vo. with Maps, &c. 18s.

PAU and the **PYRENEES**. By Count HENRY RUSSELL, Member of the Alpine Club, &c. With 2 Maps. Fcp. 8vo. price 5s.

HOW to **SEE NORWAY**. By Captain J. R. CAMPBELL. With Map and 5 Woodcuts. Fcp. 8vo. price 5s.

LIFE in INDIA; a Series of Sketches shewing something of the Anglo-Indian, the Land he lives in, and the People among whom he lives. By EDWARD BRADDON. Post 8vo. price 9s.

MY WIFE and I in QUEENSLAND; Eight Years' Experience in the Colony, with some account of Polynesian Labour. By CHARLES H. EDEN. With Map and Frontispiece. Crown 8vo. price 9s.

The **JAPANESE in AMERICA**. By CHARLES LANMAN, American Secretary, Japanese Legation, Washington, U.S.A. Post 8vo. price 10s. 6d.

RAMBLES, by PATRICIUS WALKER. Reprinted from *Fraser's Magazine*, with a Vignette of the Queen's Bower in the New Forest. Crown 8vo. 10s. 6d.

HISTORY of DISCOVERY in our AUSTRALASIAN COLONIES, Australia, Tasmania, and New Zealand, from the Earliest Date to the Present Day. By WILLIAM HOWITT. 2 vols. 8vo. with 3 Maps. 20s.

JOTTINGS DURING the CRUISE of HER MAJESTY'S SHIP, the CURAÇOA, AMONG the SOUTH SEA ISLANDS in 1865. By the late JULIUS BRENCHLEY, Esq. M.A. F.R.G.S. With Chart, 43 Coloured Plates and Chromolithographs, and 9 Illustrations in Lithography, 8 full-page Wood Engravings and several other Plates, and 36 Woodcuts in the Text. Imperial 8vo. price 42s.

GUIDE to the PYRENEES, for the use of Mountaineers. By CHARLES PACKE, 2nd Edition, with Map and Illustrations. Cr. 8vo. 7s. 6d.

The **ALPINE GUIDE**. By JOHN BALL, M.R.I.A. late President of the Alpine Club. 3 vols. post 8vo. Thoroughly Revised Editions, with Maps and Illustrations:—I. *Western Alps*, 6s. 6d. II. *Central Alps*, 7s. 6d. III. *Eastern Alps*, 10s. 6d.

Introduction on Alpine Travelling in General, and on the Geology of the Alps, price 1s. Each of the Three Volumes or Parts of the *Alpine Guide* may be had with this INTRODUCTION prefixed, price 1s. extra.

VISITS to REMARKABLE PLACES: Old Halls, Battle-Fields, and Stones Illustrative of Striking Passages in English History and Poetry. By WILLIAM HOWITT. 2 vols. square crown 8vo. with Woodcuts, 25s.

The **RURAL LIFE of ENGLAND**. By the same Author. With Woodcuts by Bewick and Williams. Medium 8vo. 12s. 6d.

Works of Fiction.

LADY WILLOUGHBY'S DIARY, 1635—1663; Charles the First, the Protectorate, and the Restoration. Reproduced in the Style of the Period to which the Diary relates. Crown 8vo. price 7s. 6d.

POPULAR ROMANCES of the MIDDLE AGES. By GEORGE W. COX, M.A., Author of the 'Mythology of the Aryan Nations,' &c. and EUSTACE HINTON JONES. Crown 8vo. price 10s. 6d.

TALES of the TEUTONIC LANDS; a Sequel to 'Popular Romances of the Middle Ages.' By the same Authors. Crown 8vo. 10s. 6d.

The **BURGOMASTER'S FAMILY**; or, Weal and Woe in a Little World. By CHRISTINE MULLER, Translated from the Dutch by Sir JOHN SHAW LEFEVRE, F.R.S. Crown 8vo. price 6s.

NOVELS and TALES. By the Right Hon. B. DISRAELI, M.P.
Cabinet Edition, complete in Ten Volumes, crown 8vo. price 6s. each, as follows:—

LOTHAIR, 6s.
CONINGSBY, 6s.
SYBIL, 6s.
TANCRED, 6s.
VENETIA, 6s.

HENRIETTA TEMPLE, 6s.
CONTARINI FLEMING, &c. 6s.
ALROY, IXION, &c. 6s.
The YOUNG DUKE, &c. 6s.
VIVIAN GREY, 6s.

The MODERN NOVELIST'S LIBRARY. Each Work, in crown 8vo.
complete in a Single Volume:—

ATHERSTONE PRIORY. By L. N. COMYN, 2s. boards; 2s. 6d. cloth.

MELVILLE'S GLADIATORS, 2s. boards; 2s. 6d. cloth.

———— GOOD FOR NOTHING, 2s. boards; 2s. 6d. cloth.

———— HÖLMBY HOUSE, 2s. boards; 2s. 6d. cloth.

———— INTERPRETER, 2s. boards; 2s. 6d. cloth.

———— KATE COVENTRY, 2s. boards; 2s. 6d. cloth.

———— QUEEN'S MARIES, 2s. boards; 2s. 6d. cloth.

———— DIGBY GRAND, 2s. boards; 2s. 6d. cloth.

———— GENERAL BOUNCE, 2s. boards; 2s. 6d. cloth.

TROLLOPE'S WARDEN, 1s. 6d. boards; 2s. cloth.

———— BARCHESTER TOWERS, 2s. boards; 2s. 6d. cloth.

BRAMLEY-MOORE'S SIX SISTERS *of the VALLEYS*, 2s. boards; 2s. 6d. cloth.

CABINET EDITION of STORIES and TALES by Miss SEWELL:—

AMY HERBERT, 2s. 6d.

GERTRUDE, 2s. 6d.

The EARL'S DAUGHTER, 2s. 6d.

EXPERIENCE *of LIFE*, 2s. 6d.

CLEVE HALL, 2s. 6d.

IVORS, 2s. 6d.

KATHARINE ASHTON, 2s. 6d.

MARGARET PERCIVAL, 3s. 6d.

LANETON PARSONAGE, 3s. 6d.

URSULA, 3s. 6d.

CYLLENE; or, the Fall of Paganism. By HENRY SNEYD, M.A.
University College, Oxford. 2 vols. post 8vo. price 14s.

BECKER'S GALLUS; or, Roman Scenes of the Time of Augustus :
with Notes and Excursuses. New Edition. Post 8vo. 7s. 6d.

BECKER'S CHARICLES; a Tale illustrative of Private Life among the
Ancient Greeks : with Notes and Excursuses. New Edition. Post 8vo. 7s. 6d.

TALES of ANCIENT GREECE. By GEORGE W. COX, M.A. late
Scholar of Trin. Coll. Oxon. Crown 8vo. price 6s. 6d.

Poetry and The Drama.

FAUST: a Dramatic Poem. By GÖETHE. Translated into English
Prose, with Notes, by A. HAYWARD. Eighth Edition. Fcp. 8vo. price 3s.

BALLADS and LYRICS of OLD FRANCE; with other Poems. By
A. LANG, Fellow of Merton College, Oxford. Square fcp. 8vo. price 5s.

MOORE'S IRISH MELODIES, Maclise's Edition, with 161 Steel Plates
from Original Drawings. Super-royal 8vo. 31s. 6d.

Miniature Edition of Moore's Irish Melodies, with Maclise's De-
signs (as above) reduced in Lithography. Imp. 16mo. 10s. 6d.

MOORE'S LALLA ROOKH. Tenniel's Edition, with 68 Wood
Engravings from Original Drawings and other Illustrations. Fcp. 4to. 21s.

SOUTHEY'S POETICAL WORKS, with the Author's last Corrections
and copyright Additions. Library Edition, in 1 vol. medium 8vo. with Portrait
and Vignette, 14s.

LAYS of ANCIENT ROME; with IVRY and the ARMADA. By the Right Hon. Lord MACAULAY. 16mo. 3s. 6d.

Lord Macaulay's Lays of Ancient Rome. With 90 Illustrations on Wood, from the Antique, from Drawings by G. SCHARP. Fcp. 4to. 21s.

Miniature Edition of Lord Macaulay's Lays of Ancient Rome, with the Illustrations (as above) reduced in Lithography. Imp. 16mo. 10s. 6d.

GOLDSMITH'S POETICAL WORKS, with Wood Engravings from Designs by Members of the Etching-Club. Imp. 16mo. 7s. 6d.

The ÆNEID of VIRGIL Translated into English Verse. By JOHN CONINGTON, M.A. New Edition. Crown 8vo. 9s.

The ODES and EPODES of HORACE; a Metrical Translation into English, with Introduction and Commentaries. By Lord LYTTON. With Latin Text. New Edition. Post 8vo. price 10s. 6d.

HORATII OPERA. Library Edition, with Marginal References and English Notes. Edited by the Rev. J. E. YONGE. 8vo. 21s.

BOWDLER'S FAMILY SHAKSPEARE, cheaper Genuine Editions. Medium 8vo. large type, with 36 WOODCUTS, price 14s. Cabinet Edition, with the same ILLUSTRATIONS, 6 vols. fcp. 3s. 6d. each.

POEMS. By JEAN INGELOW. 2 vols. fcp. 8vo. price 10s.

FIRST SERIES, containing 'DIVIDED,' 'THE STAR'S MONUMENT,' &c. Sixteenth Thousand. Fcp. 8vo. price 5s.

SECOND SERIES, 'A STORY OF DOOM,' 'GLADYS and her ISLAND,' &c. Fifth Thousand. Fcp. 8vo. price 5s.

POEMS by Jean Ingelow. FIRST SERIES, with nearly 100 Illustrations, engraved on Wood by Dalziel Brothers. Fcp. 4to. 21s.

Rural Sports, &c.

The DEAD SHOT; or, Sportsman's Complete Guide: a Treatise on the Use of the Gun, Dog-breaking, Pigeon-shooting, &c. By MARKSMAN. Revised Edition. Fcp. 8vo. with Plates, 5s.

ENCYCLOPÆDIA of RURAL SPORTS; a complete Account, Historical, Practical, and Descriptive, of Hunting, Shooting, Fishing, Racing, and all other Rural and Athletic Sports and Pastimes. By D. P. BLAINE. With above 600 Woodcuts (20 from Designs by JOHN LEECH). 8vo. 21s.

The FLY-FISHER'S ENTOMOLOGY. By ALFRED RONALDS. With coloured Representations of the Natural and Artificial Insect. Sixth Edition, with 20 coloured Plates. 8vo. 14s.

A BOOK on ANGLING; a complete Treatise on the Art of Angling in every branch. By FRANCIS FRANCIS. New Edition, with Portrait and 15 other Plates, plain and coloured. Post 8vo. 15s.

WILCOCKS'S SEA-FISHERMAN; comprising the Chief Methods of Hook and Line Fishing in the British and other Seas, a Glance at Nets, and Remarks on Boats and Boating. Second Edition, enlarged; with 80 Woodcuts. Post 8vo. 12s. 6d.

- GYMNASTS and GYMNASTICS.** By JOHN H. HOWARD, Author of 'Athletic and Gymnastic Exercises.' New and Cheaper Edition, with 135 Woodcuts. Crown 8vo. price 6s.
- HORSES and STABLES.** By Colonel F. FITZWYGRAM, XV. the King's Hussars. With Twenty-four Plates of Illustrations, containing very numerous Figures engraved on Wood. 8vo. 15s.
- The HORSE'S FOOT, and HOW to KEEP it SOUND.** By W. MILES, Esq. Ninth Edition, with Illustrations. Imperial 8vo. 12s. 6d.
- A PLAIN TREATISE on HORSE-SHOEING.** By the same Author. Sixth Edition. Post 8vo. with Illustrations, 2s. 6d.
- STABLES and STABLE-FITTINGS.** By the same. Imp. 8vo. with 13 Plates, 15s.
- REMARKS on HORSES' TEETH,** addressed to Purchasers. By the same. Post 8vo. 1s. 6d.
- A TREATISE on HORSE-SHOEING and LAMENESS.** By JOSEPH GAMGEE, Veterinary Surgeon, formerly Lecturer on the Principles and Practice of Farriery in the New Veterinary College, Edinburgh. 8vo. with 55 Woodcuts, price 15s.
- The HORSE:** with a Treatise on Draught. By WILLIAM YOUATT. New Edition, revised and enlarged. 8vo. with numerous Woodcuts, 12s. 6d.
- The DOG.** By the same Author. 8vo. with numerous Woodcuts, 6s.
- The DOG in HEALTH and DISEASE.** By STONEHENGE. With 70 Wood Engravings. Square crown 8vo. 7s. 6d.
- The GREYHOUND.** By STONEHENGE. Revised Edition, with 24 Portraits of Greyhounds. Square crown 8vo. 10s. 6d.
- The SETTER:** with Notices of the most Eminent Breeds now Extant. Instructions how to Breed, Rear, and Break, Dog Shows, Field Trials, and General Management, &c. By EDWARD LAVERACK. Crown 4 to. with 2 plates, price 7s. 6d.
- The OX;** his Diseases and their Treatment: with an Essay on Parturition in the Cow. By J. R. DOBSON. Crown 8vo. with Illustrations, 7s. 6d.

Works of Utility and General Information.

- The THEORY and PRACTICE of BANKING.** By H. D. MACLEOD, M.A. Barrister-at-Law. Second Edition, entirely remodelled. 2 vols. 8vo. 30s.
- A DICTIONARY,** Practical, Theoretical, and Historical, of Commerce and Commercial Navigation. By J. R. M'ULLOCH. New and thoroughly revised Edition. 8vo. price 63s. cloth, or 70s. half-bd. in russia.
- The CABINET LAWYER;** a Popular Digest of the Laws of England, Civil, Criminal, and Constitutional: intended for Practical Use and General Information. Twenty-third Edition. Fcp. 8vo. price 7s. 6d.
- A PROFITABLE BOOK UPON DOMESTIC LAW;** Essays for English Women and Law Students. By PERKINS, Junior, M.A. Barrister-at-Law. Post 8vo. 10s. 6d.

BLACKSTONE ECONOMISED, a Compendium of the Laws of England to the Present time, in Four Books, each embracing the Legal Principles and Practical Information contained in their respective volumes of Blackstone, supplemented by Subsequent Statutory Enactments, Important Legal Decisions, &c. By D. M. AIRD, of the Middle Temple, Barrister-at-Law. Second Edition, with Emendations. Post 8vo. 7s. 6d.

A HISTORY and EXPLANATION of the STAMP DUTIES. By STEPHEN DOWELL, M.A., Assistant-Solicitor of Inland Revenue. 8vo. 12s. 6d.

PEWTNER'S COMPREHENSIVE SPECIFIER; a Guide to the Practical Specification of every kind of Building-Artificers' Work; with Forms of Building Conditions and Agreements, an Appendix, Foot-Notes, and a copious Index. Edited by W. YOUNG, Architect. Crown 8vo. price 6s.

COAL at HOME and ABROAD in RELATION to COST, CONSUMPTION, and QUANTITY, and other IMPORTANT QUESTIONS. By J. R. LEIFCHILD, M.A. Post 8vo. price 4s. 6d.

COLLIERIES and COLLIERS; a Handbook of the Law and Leading Cases relating thereto. By J. C. FOWLER, of the Inner Temple, Barrister. Third Edition. Fcp. 8vo. 7s. 6d.

The MATERNAL MANAGEMENT of CHILDREN in HEALTH and Disease. By THOMAS BULL, M.D. Fcp. 5s.

HINTS to MOTHERS on the MANAGEMENT of their HEALTH during the Period of Pregnancy and in the Lying-in Room. By the late THOMAS BULL, M.D. Fcp. 5s.

HOW to NURSE SICK CHILDREN; containing Directions which may be found of service to all who have charge of the Young. By CHARLES WEST, M.D. Second Edition. Fcp. 8vo. 1s. 6d.

NOTES on LYING-IN INSTITUTIONS; with a Proposal for Organising an Institution for Training Midwives and Midwifery Nurses. By FLORENCE NIGHTINGALE. With 5 Plans. Square crown 8vo. 7s. 6d.

The THEORY of the MODERN SCIENTIFIC GAME of WHIST. By WILLIAM POLE, F.R.S. Mus. Doc. Oxon. Fourth Edition, enlarged. Fcp. 8vo. price 2s. 6d.

CHESS OPENINGS. By F. W. LONGMAN, Balliol College, Oxford. Fcp. 8vo. 2s. 6d.

A PRACTICAL TREATISE on BREWING; with Formulæ for Public Brewers, and Instructions for Private Families. By W. BLACK. 8vo. 10s. 6d.

MODERN COOKERY for PRIVATE FAMILIES, reduced to a System of Easy Practice in a Series of carefully-tested Receipts. By ELIZA ACTON. Newly revised and enlarged Edition; with 8 Plates of Figures and 150 Woodcuts. Fcp. 6s.

WILLICH'S POPULAR TABLES, for ascertaining, according to the Carlisle Table of Mortality, the value of Lifehold, Leasehold, and Church Property, Renewal Fines, Reversions, &c. Seventh Edition, edited by MONTAGUE MARRIOTT, Barrister-at-Law. Post 8vo. price 10s.

MAUNDER'S TREASURY of KNOWLEDGE and LIBRARY of Reference: comprising an English Dictionary and Grammar, Universal Gazetteer, Classical Dictionary, Chronology, Law Dictionary, a synopsis of the Peerage, useful Tables, &c. Revised Edition. Fcp. 8vo. price 6s.


INDEX.

ACTON'S Modern Cookery	28	CHESNEY'S Waterloo Campaign	2
AIRD'S Blackstone Economised	28	Chorale Book for England	18
ALLIES on Formation of Christendom	22	Christ the Consoler	20
Alpine Guide (The)	24	CLOUGH'S Lives from Plutarch	2
AMOS'S Jurisprudence	5	CODRINGTON'S (Admiral) Memoirs	4
ARNOLD'S Manual of English Literature	7	COLENZO (Bishop) on Pentateuch	22
Atherstone Priory	25	———— on Moabite Stone, &c.	22
Autumn Holidays of a Country Parson	8	———— on Speaker's Bible Commentary	20
AYRE'S Treasury of Bible Knowledge	22	COLLINS'S Perspective	19
BACON'S Essays, by WHATELY	6	COLOMB'S Slave Catching	23
———— Life and Letters, by SPEDDING	5	Commonplace Philosopher, by A.K.H.B. ...	8
———— Works, edited by SPEDDING	6	CONNINGTON'S Translation of the <i>Æneid</i> ...	26
BAIN'S Logic, Deductive and Inductive	10	———— Miscellaneous Writings	8
———— Mental and Moral Science	10	CONTANSEAU'S French-English Diction- aries	8
———— on the Senses and Intellect	10	CONYBEARE and HOWSON'S St. Paul	21
BALL'S Alpine Guide	24	COTTON'S (Bishop) Life	4
BAYLDON'S Rents and Tillages	20	COOKE'S Grottesque Animals	17
BECKER'S Charicles and Gallus	25	COOPER'S Surgical Dictionary	16
BENFEY'S Sanskrit Dictionary	8	COPLAND'S Dictionary of Practical Medicine	17
BLACK'S Treatise on Brewing	28	COTTON'S (Bishop) Memoir	4
BLACKLEY'S German-English Dictionary	8	Counsel and Comfort from a City Pulpit	9
BLAINE'S Rural Sports	26	COX'S Aryan Mythology	3
BLOXAM'S Metals	12	———— History of Greece	2
BOULTBEE on 39 Articles	21	———— Tale of the Great Persian War'	2
BOURNE'S Catechism of the Steam Engine .	19	———— Tales of Ancient Greece	25
———— Handbook of Steam Engine	19	———— and JONES'S Popular Romances	24
———— Improvements in the Steam Engine	19	———— Tales of Teutonic Lands	24
———— Treatise on the Steam Engine ...	19	CREASY on British Constitutions	3
BOWDLER'S Family SHAKSPEARE	26	CRESY'S Encyclopædia of Civil Engineer- ing	19
BRADDON'S Life in India	24	Critical Essays of a Country Parson	9
BRAMLEY-MOORE'S Six Sisters of the Valleys	25	CROOKES on Beet-Root Sugar	17
BRANDE'S Dictionary of Science, Litera- ture, and Art	15	————'s Chemical Analysis	15
BRAY'S Manual of Anthropology	10	CULLEY'S Handbook of Telegraphy	19
———— Philosophy of Necessity	10	CUSACK'S History of Ireland	3
———— on Force	10	DAVIDSON'S Introduction to New Testament	22
BRENCHLEY'S Cruise of H.M.S. Curaçoa ...	24	Dead Shot (The), by MARKSMAN	26
BROWNE'S Exposition of the 39 Articles	21	DECAISNE and LE MAOUT'S Botany	14
BURNEL'S Life of BRUNEL	4	DE MORGAN'S Budget of Paradoxes	10
BUCKLE'S History of Civilization	3	DISRAELI'S Lord George Bentinck	4
———— Miscellaneous Writings	8	———— Novels and Tales	25
BULL'S Hints to Mothers	28	DOBSON on the Ox	27
———— Maternal Management of Children	28	DONKIN on Diabetes	16
BUNSEN'S God in History	3	DOVE on Storms	11
———— Prayers	21	DOWELL on Stamp Duties	28
Burgomaster's Family (The)	24	DOYLE'S Fairyland	17
BURKE'S Rise of Great Families	5	DREW'S Reasons of Faith	20
———— Vicissitudes of Families	5	DUNSANY'S (Lord) Gaul or Teuton ?	2
BURTON'S Christian Church	3	EASTLAKE'S Hints on Household Taste	18
Cabinet Lawyer	27	———— Gothic Revival	18
CAMPBELL'S Norway	23	EDEN'S Queensland	24
CATES'S Biographical Dictionary	5	EDWARDS'S Travels in Tyrol	23
———— and WOODWARD'S Encyclopædia	4	Elements of Botany	15
CATS' and FARLIE'S Moral Emblems	18	ELLICOTT'S Commentary on Ephesians	21
Changed Aspects of Unchanged Truths	9	———— Galatians	21
CHESNEY'S Indian Polity	3	———— Pastoral Epist.	21
		———— Philippians, &c	21

ELLICOTT'S Commentary on Thessalonians	21	HUMBOLDT'S Centenary Biography	4
——— Lectures on the Life of Christ	21	HUME'S Essays	10
ERICHSEN'S Surgery	16	——— Treatise on Human Nature	10
EVANS'S Ancient Stone Implements	13	IHNE'S Roman History	2
EWALD'S History of Israel	22	INGELOW'S Poems	25
FAIRBAIRN'S Applications of Iron	19	JAMESON'S Saints and Martyrs	18
——— Information for Engineers	19	——— Legends of the Madonna	13
——— Mills and Millwork	19	——— Monastic Orders	13
FARADAY'S Life and Letters	4	JAMESON and EASTLAKE'S Saviour	18
FITZWYGRAM on Horses and Stables	26	JOHNSTON'S Geographical Dictionary	11
FOWLER'S Collieries and Colliers	28	KALISCH'S Commentary on the Bible	7
FRANCIS'S Fishing Book	26	KEITH on Fulfilment of Prophecy	21
FRESHFIELD'S Travels in the Caucasus	23	——— Destiny of the World	21
FROUDE'S English in Ireland	1	KENYON, Life of the First Lord	4
——— History of England	1	KERL'S Metallurgy	20
——— Short Studies on Great Subjects	9	KIRBY and SPENCE'S Entomology	14
GAMGEE on Horse-Shoeing	27	LANG'S Ballads and Lyrics	25
GANOT'S Elementary Physics	12	LANMAN'S Japanese in America	24
——— Natural Philosophy	12	LATHAM'S English Dictionary	7
GARROD'S Materia Medica	17	LAUGHTON'S Nautical Surveying	11
GILBERT'S Cadore, or Titian's Country	23	LAVERACK'S Setter	27
GILBERT and CHURCHILL'S Dolomites	23	LECKY'S History of European Morals	3
GIRDLESTONE'S Bible Synonymes	20	——— Rationalism	3
GÖTTE'S Faust, translated by Hayward	25	——— Leaders of Public Opinion	5
GOLDSMITH'S Poems, Illustrated	26	LEIFCHILD on Coal	28
GOODEVE'S Mechanism	12	Leisure Hours in Town, by A.K.H.B.	8
GRANT'S Ethics of Aristotle	6	Lessons of Middle Age, by A.K.H.B.	9
Graver Thoughts of a Country Parson	8	LEWES' History of Philosophy	3
GRAY'S Anatomy	16	LIDDELL and SCOTT'S Two Lexicons	8
GREENHOW on Bronchitis	16	Life of Man Symbolised	18
GRIFFIN'S Algebra and Trigonometry	12	LINDLEY and MOORE'S Treasury of Botany	15
GRIFFITH'S Fundamentals	21	LLOYD'S Wave-Theory of Light	13
GROVE on Correlation of Physical Forces	13	LONGMAN'S Edward the Third	2
GURNEY'S Chapters of French History	1	——— Lectures on History of England	2
GWILT'S Encyclopædia of Architecture	18	——— Old and New St. Paul's	17
HARE on Election of Representatives	7	——— Chess Openings	28
HARTWIG'S Harmonies of Nature	14	LOUDON'S Agriculture	20
——— Polar World	14	——— Gardening	20
——— Sea and its Living Wonders	14	——— Plants	15
——— Subterranean World	14	LUBBOCK on Origin of Civilisation	13
——— Tropical World	14	Lyra Germanica	18, 23
HATHERTON'S Memoir and Correspondence	2	LYTTON'S Odes of Horace	26
HAUGHTON'S Animal Mechanics	13	MACAULAY'S (Lord) Essays	3
HAYWARD'S Biographical and Critical Essays; Second Series	4	——— History of England	1
HELMHOLTZ'S Popular Lectures	12	——— Lays of Ancient Rome	26
HEMSLEY'S Handbook of Trees and Plants	14	——— Miscellaneous Writings	9
HERSCHEL'S Outlines of Astronomy	10	——— Speeches	7
HEWITT on Diseases of Women	15	——— Complete Works	1
HODGSON'S Theory of Practice	10	MACLEOD'S Economical Philosophy	6
——— Time and Space	10	——— Theory and Practice of Banking	27
HOLLAND'S Recollections	5	MCCULLOCH'S Dictionary of Commerce	27
HOLMES'S System of Surgery	16	Mankind, their Origin and Destiny	14
——— Surgical Diseases of Infancy	16	MANNING'S England and Christendom	22
HOWARD'S Gymnasts and Gymnastics	26	MARCEY'S Natural Philosophy	12
HOWITT'S Australian Discovery	24	MARSHALL'S Physiology	17
——— Rural Life of England	24	MARSHMAN'S Life of Havelock	5
——— Visits to Remarkable Places	24	——— History of India	3
HUBNER'S Memoir of Sixtus V.	2	MARTINEAU'S Christian Life	23
HUGHES'S (W.) Manual of Geography	12	MASSINGBERD'S History of the Reformation	4

MAUNDER'S Biographical Treasury	5	Present-Day Thoughts, by A. K. H. B.	9
———— Geographical Treasury.....	12	PROCTOR'S Astronomical Essays	10
———— Historical Treasury	4	———— Moon	11
———— Scientific and Literary Treas-		———— New Star Atlas	11
ury	15	———— Orbs Around Us.....	11
———— Treasury of Knowledge.....	28	———— Plurality of Worlds	11
———— Treasury of Natural History ...	14	———— Saturn and its System	11
MAXWELL'S Theory of Heat.....	12	———— Star Depths	11
MAY'S Constitutional History of England...	1	———— Scientific Essays (Two Series)...	13
MELVILLE'S Novels and Tales	25	———— Sun	11
MENDELSSOHN'S Letters	5	Public Schools Atlas (The)	11
MERIVALE'S Fall of the Roman Republic...	2	QUAIN'S Anatomy.....	16
Romans under the Empire ...	2	RANKEN on Strains in Trusses	19
MERRIFIELD'S Arithmetic & Mensuration .		RAWLINSON'S Parthia.....	2
Magnetism	11	Recreations of a Country Parson, by	
MILES on Horse's Feet and Horseshoeing ...	27	A. K. H. B.	8
Horses' Teeth and Stables.....	27	REEVE'S Royal and Republican France.....	1
MILL (J.) on the Mind.....	9	REILLY'S Map of Mont Blanc	23
MILL (J. S.) on Liberty	6	RICH'S Dictionary of Antiquities	7
on Representative Government	6	RIVERS' Rose Amateur's Guide	15
on Utilitarianism	6	ROGERS'S Eclipse of Faith.....	9
MILL'S (J. S.) Dissertations and Discussions		Defence of ditto	9
Political Economy	6	ROGET'S English Words and Phrases	7
System of Logic	7	RONALD'S Fly-Fisher's Entomology	26
Hamilton's Philosophy	6	ROSE'S Ignatius Loyola	2
Subjection of Women	6	ROTHSCHILD'S Israelites.....	21
MILLER'S Elements of Chemistry	15	RUSSELL'S (Count) Pau and the Pyrenees...	23
Inorganic Chemistry	12	(Lord) Essays on the Christian	
MITCHELL'S Manual of Architecture	18	Religion	20
Manual of Assaying	20	SANDARS'S Justinian Institutes	6
MONSELL'S Spiritual Songs	23	SANFORD'S English Kings.....	1
MOORE'S Irish Melodies	25	SAVORY'S Geometric Turning	19
Lalla Rookh	25	SHELLEN'S Spectrum Analysis.....	11
MORELL'S Elements of Psychology	9	SCOTT'S Lectures on the Fine Arts	17
Mental Philosophy	9	Albert Durer	17
MOSSMAN'S Christian Church	3	Seaside Musings by A. K. H. B.	8
MÜLLER'S (MAX) Chips from a German		SEEBOHM'S Oxford Reformers of 1498	2
Workshop	9	SEWELL'S Examination for Confirmation...	22
Lectures on Language	7	History of the Early Church	4
Science of Religion	20	Passing Thoughts on Religion ...	22
MURCHISON on Continued Fevers	17	Preparations for Communion.....	22
on Liver Complaints	17	Principles of Education	22
NASH'S Compendium of the Prayer Book ...	21	Readings for Confirmation	22
New Testament, Illustrated Edition.....	18	Readings for Lent	22
NIGHTINGALE on Lying-In Institutions ...	28	Tales and Stories	25
NILSSON'S Scandinavia	13	Thoughts for the Age.....	22
NORTHCOTT'S Lathes and Turning	19	Thoughts for the Holy Week.....	22
O'CONNOR'S Commentary on Hebrews	21	SHELLEY'S Workshop Appliances.....	12
on Romans	21	SHIPLEY on Ecclesiastical Reform	20
ODLING'S Course of Practical Chemistry ...	15	SHORT'S Church History.....	3
OWEN'S Lectures on the Invertebrata	13	SMITH'S (J.) Paul's Voyage and Shipwreck	21
Comparative Anatomy and Physio-		(SYDNEY) Miscellaneous Works ...	9
logy of Vertebrate Animals ...	13	Wit and Wisdom	9
PACKE'S Guide to the Pyrenees	24	Life and Letters	5
PAGET'S Lectures on Surgical Pathology ...	16	(Dr. R. A.) Air and Rain.....	11
PEREIRA'S Elements of Materia Medica ...	17	(Dr. Fly) Handbook for Midwives	15
PERKINS'S Legal Essays.....	27	SNEYD'S Cyllene	25
PEWTNER'S Comprehensive Specifier	28	SOUTHEY'S Doctor.....	7
POLE on Whist	28	Poetical Works	25
PRENDERGAST'S Mastery of Language	8	STANLEY'S History of British Birds	14
PRESCOTT'S Scripture Difficulties	22	STEPHEN'S Ecclesiastical Biography	5
		STIRLING'S HAMILTON	9

STIRLING'S HEGEL	9	WALKER'S Rambles	24
——— Philosophy of Law	9	WATSON'S Geometry	12
——— Protoplasm	10	——— Principles & Practice of Physic .	16
STOCKMAR'S (Baron) Memoirs	4	WATT'S Dictionary of Chemistry	15
STONEHENGE on the Dog	27	WEBB'S Objects for Common Telescopes ...	11
——— on the Greyhound.....	27	WELLINGTON'S Life, by GLEIG	5
STRICKLAND'S Queens of England.....	5	WEST on Children's Diseases	16
STUART-GLENNIE'S Morningland.....	8	——— Nursing Sick Children	28
Sunday Afternoons at the Parish Church of a Scottish University City, by A. K. H. B.	9	———'s Lumleian Lectures	16
TAYLOR'S History of India	3	WHATELY'S English Synonymes	6
——— (Jeremy) Works, edited by EDEN	23	——— Logic.....	6
Text-Books of Science	12	——— Rhetoric	6
THIRLWALL'S History of Greece	2	WHATELY on a Future State	22
THOMSON'S Laws of Thought	6	——— Truth of Christianity.....	23
THUDICHUM'S Chemical Physiology	15	WHITE'S Latin-English Dictionaries	7
TODD (A.) on Parliamentary Government...	1	WILCOCKS'S Sea Fisherman	26
TODD and BOWMAN'S Anatomy and Phy- siology of Man	17	WILLIAMS'S Aristotle's Ethics	6
TRENCH'S Realities of Irish Life.....	3	WILLIAMS on Climate of South of France .	16
TROLLOPE'S Barchester Towers	25	——— Consumption	16
——— Warden	25	WILLICH'S Popular Tables	28
TYNDALL on Diamagnetism	12	WILLIS'S Principles of Mechanism	19
——— Electricity	13	WILLOUGHBY'S (Lady) Diary.....	24
——— Heat	12	WOOD'S Bible Animals	13
——— Sound	12	——— Homes without Hands	13
———'s American Lectures on Light .	13	——— Insects at Home	14
——— Faraday as a Discoverer.....	5	——— Abroad.....	14
——— Fragments of Science	13	——— Strange Dwellings	14
——— Hours of Exercise in the Alps	23	——— (T.) Chemical Notes	15
——— Lectures on Light	13	WORDSWORTH'S Christian Ministry	20
——— Molecular Physics	12	YONGE'S English-Greek Lexicons.....	7
UEBERWEG'S System of Logic.....	10	——— Horace.....	26
URE'S Arts, Manufactures, and Mines.....	19	——— History of England	1
VOGAN'S Doctrine of the Eucharist	20	——— English Literature.....	7
WALCOTT'S Traditions of Cathedrals	23	——— Modern History	2
		YOUATT on the Dog	27
		——— on the Horse	27
		ZELLER'S Socrates	6
		——— Stoics, Epicureans, and Sceptics .	6



BF 87
8751

