

A manual of organic materia medica : being a guide to materia medica of the vegetable and animal kingdoms for the use of students, druggists, pharmacists, and physicians / by John M. Maisch.

Contributors

Maisch, John M. 1831-1893.

Publication/Creation

Philadelphia : Lea, 1885.

Persistent URL

<https://wellcomecollection.org/works/beu6e42c>

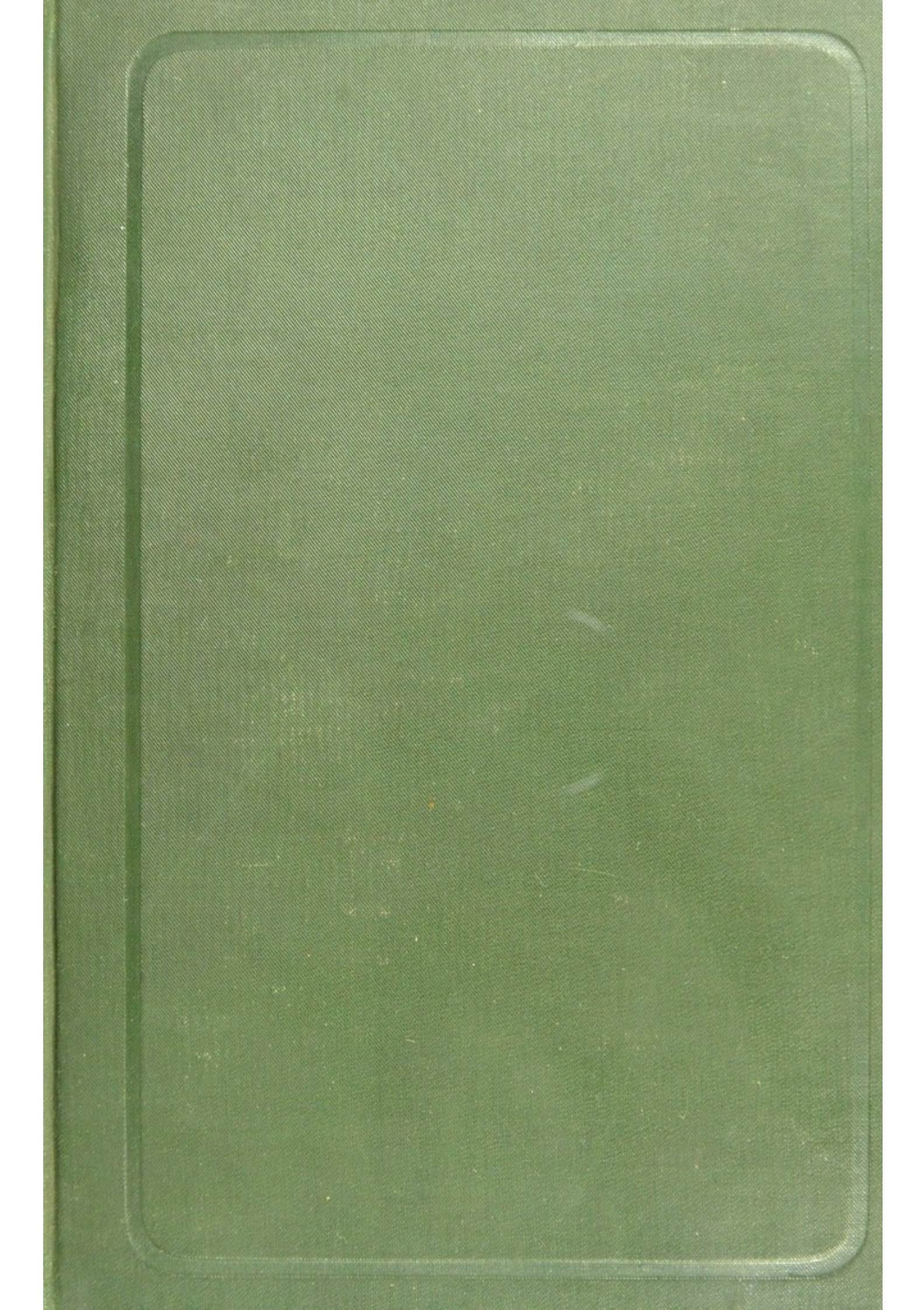
License and attribution

This work has been identified as being free of known restrictions under copyright law, including all related and neighbouring rights and is being made available under the Creative Commons, Public Domain Mark.

You can copy, modify, distribute and perform the work, even for commercial purposes, without asking permission.



Wellcome Collection
183 Euston Road
London NW1 2BE UK
T +44 (0)20 7611 8722
E library@wellcomecollection.org
<https://wellcomecollection.org>




L. xii.

19/m



22102084891














Prof. S. B. Power
with the kind regards
of his friend

John M. Maisch

Sept 2. 1864
to the Hon. Secy of the
Interior
Washington D.C.


A MANUAL
OF
ORGANIC MATERIA MEDICA.

BEING A
GUIDE TO MATERIA MEDICA OF THE VEGETABLE
AND ANIMAL KINGDOMS,
FOR THE
USE OF STUDENTS, DRUGGISTS, PHARMACISTS,
AND PHYSICIANS.

BY
JOHN M. MAISCH, PHAR. D.,
PROFESSOR OF MATERIA MEDICA AND BOTANY IN THE PHILADELPHIA
COLLEGE OF PHARMACY.

SECOND EDITION.

WITH TWO HUNDRED AND FORTY-TWO ILLUSTRATIONS.



PHILADELPHIA:
LEA BROTHERS & CO.
1885.

92185

13523

8 235 390

Entered according to the Act of Congress, in the year 1885, by
LEA BROTHERS & CO.,
in the Office of the Librarian of Congress. All rights reserved.

MISS60

WELLCOME INSTITUTE LIBRARY	
Coll.	welMOMec
Call	
No.	QV4
	1885
	M23m

DORNAN, PRINTER.

PREFACE TO THE SECOND EDITION.

THIS work, first published three years ago, has been unavoidably out of print for fifteen months, owing to the Author's labors in connection with the third edition of *The National Dispensatory*.

The marked favor with which the *Manual* has been received by the pharmaceutical profession is highly gratifying to the Author, indicating, as it does, that he has succeeded in impressing upon the volume the characteristics he designed it to possess—convenience of method and practical applicability.

As now issued, it is substantially unaltered in arrangement, though enlarged in size, to accord with the natural growth of the subject, and to accommodate several novel features. Among these, may be mentioned a description of the most important drugs indigenous to North America, and also a list of remedies classified according to their zoological or botanical derivation, an addition which will be found to facilitate reference to

drugs of allied origin. The structural characters of drugs have received increased attention, in the hope that research in this inviting field may thereby be stimulated.

Though many new extra-pharmacopœial remedies have been admitted, careful selection has been made to avoid unnecessary redundancy and they have been described in small type for the sake of brevity and distinctiveness. The series of illustrations likewise has undergone a thorough scrutiny, and its value has been enhanced by the addition of a large number of accurate engravings.

In conclusion, the Author desires to thank his friends for many valuable suggestions, and trusts they will honor him by accepting a large share of the credit, if this edition should prove more serviceable than its predecessor.

PREFACE TO THE FIRST EDITION.

WHEN, in 1867, the author was called to the Chair of Materia Medica in the Philadelphia College of Pharmacy, he seriously felt the need of a suitable text-book which could be used in connection with his lectures, and he made preparations for the publication of such a work at an early date, but the accomplishment of his purpose has been delayed from time to time. To elaborate a system of classification which should be readily comprehended and easily applied by those for whom it was intended was by no means an easy task, and the author found occasion, almost every year, either to remodel that previously selected, or to make what in his opinion seemed to be desirable improvements. The publication of *The National Dispensatory* in a measure supplied the want, at least as far as a work of reference is concerned, but, owing to its lexical arrangement, it is not well adapted for systematic instruction. Its publication, however, rendered desirable a modification of the

original plan for a treatise on materia medica, and, so modified, it is now presented in a concise form, giving what may be considered the *essential* physical, histological, and chemical characters of the organic drugs, so as to render the work also a useful and reliable guide in business transactions.

Regarding the classification adopted, the author is conscious of its imperfections, but he believes it to be convenient and capable of practical application. In reference to the scope of the work, his aim has been to embrace all the drugs recognized by the United States and British Pharmacopœias, together with important old but now unofficinal drugs, and others of which the use has been recently revived or suggested, and which seem to deserve attention. Many other drugs, more particularly those which are indigenous, are more or less employed in different localities, and, in the opinion of many, may seem perhaps to be deserving of notice.

CONTENTS.

	PAGE
INTRODUCTION	xxxvii

PART I.—ANIMAL DRUGS.

1. Animals	25
2. Eggs	30
3. Anastomosing fibrous tissue	31
4. Membranous tissue and gelatins	32
5. Secretions and excretions	33
6. Calcareous skeletons and concretions	41

PART II.—CELLULAR VEGETABLE DRUGS.

1. Roots.—Radices	45
2. Rhizomes.—Rhizomata	102
3. Tubers and Bulbs.—Tubera et Bulbi	151
4. Twigs and Woods.—Stipites et Ligna	161
5. Barks.—Cortices	169
6. Leaves and Leaflets.—Folia et Foliola	214
7. Herbs.—Herbæ	255
8. Leafy Tops.—Cacumina, Summitates	297

	PAGE
9. Flowers and Petals.—Flores et Petala	299
10. Fruits.—Fructus	314
11. Seeds.—Semina	358
12. Cellular drugs not readily recognized as distinct organs of plants	386

PART III.—DRUGS WITHOUT CELLULAR STRUCTURE.

1. Extracts and Inspissated Juices.—Extracta et Succi Inspissati	409
2. Sugars.—Sacchara	424
3. Gums.—Gummata	429
4. Gum resins.—Gummi-resinæ	432
5. Resins.—Resinæ	442
6. Oleoresins and Balsams.—Oleoresinæ et Balsama	452
7. Volatile Oils.—Olea Volatilia	464
8. Fixed Oils and Waxes.—Olea Pinguia et Ceræ	474

DRUGS ARRANGED ACCORDING TO ORIGIN.

I. OF ANIMAL ORIGIN.

Mammalia.		PAGE
Rodentia.	Castor Fiber, <i>Linné</i> . Castoreum . . .	35
Carnivora.	Viverra Zibetha, <i>Schreber</i> , etc. Civet . . .	38
Ruminantia.	Bos Taurus, <i>Linné</i> . Blood . . .	38
	Pepsin . . .	36
	Oxgall . . .	40
	Milk . . .	39
	Butter . . .	488
	Milk sugar . . .	428
	Fixed oil . . .	479
	Beef tallow . . .	489
	Bone . . .	43
	Gelatin . . .	33
	Ovis Aries, <i>Linné</i> . Pepsin . . .	36
	Suet . . .	489
	Moschus moschiferus, <i>Linné</i> Musk . . .	33
Pachydermata.	Hyrax capensis, <i>Cuvier</i> . Hyraceum . . .	37
	Sus scrofa, <i>Linné</i> . Pepsin . . .	36
	Lard . . .	488
	Fixed oil . . .	479
Cetacea.	Physeter macrocephalus, <i>Linné</i> . Spermaceti . . .	489
	Ambergris . . .	37
Aves.		
Gallinæ.	Gallus Bankiva, <i>Temminck</i> . Egg (shell, albumen, yolk) . . .	30

X CLASSIFICATION ACCORDING TO ORIGIN.

Pisces.	PAGE
Teleostia. <i>Gadus Morrhua</i> , <i>Linné</i> . Cod-liver oil . . .	481
<i>Gadus merluccius</i> , <i>Linné</i> . } American isinglass	32
<i>Otolithus regalis</i> , <i>Cuvier</i> . }	
Sturiones. <i>Acipenser Huso</i> , <i>Linné</i> , etc. Russian isinglass	32
Insecta.	
Hymenoptera. <i>Apis mellifica</i> , <i>Linné</i> . Beeswax . . .	491
Honey . . .	429
Coleoptera. <i>Cantharis vesicatoria</i> , <i>De Geer</i> . Cantharides	25
<i>Cantharis vittata</i> , <i>Latreille</i> . Potato fly . . .	26
<i>Mylabris cichorii</i> , <i>Fabricius</i> , etc. Chinese blis- tering flies	27
Orthoptera. <i>Blatta orientalis</i> , <i>Linné</i> Cockroach . . .	28
Hemiptera. <i>Coccus cacti</i> , <i>Linné</i> . Cochineal . . .	27
Crustacea.	
Decapoda. <i>Astacus fluviatilis</i> , <i>Fabricius</i> . Crab's stones . .	42
Cephalopoda.	
Dibranchiata, Decapoda. <i>Sepia officinalis</i> , <i>Linné</i> . Cuttlefish bone	41
Acephala.	
Lamellibranchia, Ostreida. <i>Ostrea edulis</i> , <i>Linné</i> . Oyster shell	42
Vermes.	
Annulata, Apodo. <i>Sanguisuga medicinalis</i> , <i>Savigny</i> , etc. Leech . . .	29
Polypiphera.	
Octocoralla. <i>Corallium rubrum</i> , <i>Lamarck</i> . Red coral . .	41
Hexacoralla. <i>Oculina virginica</i> , <i>Lamarck</i> . White coral . .	41
Poriphera.	
Ceratospongia. <i>Spongia officinalis</i> , <i>Linné</i> . Sponge . . .	31

II. OF VEGETABLE ORIGIN.

1. SPERMATOPHYTA. A. ANGIOSPERMÆ.

a. Dicotyledoneæ.

		PAGE
Ranunculaceæ, Anemoneæ.	Anemone pratensis, <i>Linné</i> , etc.	
	Herb	263
	Hepatica triloba, <i>Chaix</i> . Leaves	251
Ranunculeæ.	Ranunculus bulbosus, <i>Linné</i> , etc.	
	Herb	264
Helleboreæ.	Coptis trifolia, <i>Salisbury</i> . Herb .	265
	Helleborus niger, <i>Linné</i> , etc.	
	Rhizome and roots	143
	Nigella damascena, <i>Linné</i> , etc.	
	Seed	374
	Aconitum Napellus, <i>Linné</i> , etc.	
	Tuberous root	154
	Leaves	251
	Delphinium Staphisagria, <i>Linné</i> .	
	Seed	373
	Delphinium Consolida, <i>Linné</i> .	
	Seed	373
	Xanthorrhiza apiifolia, <i>L'Heritier</i> . Rhizome and roots	150
Actææ.	Cimicifuga racemosa, <i>Elliott</i> .	
	Rhizome and roots	144
	Actæa alba, <i>Linné</i> .	
	Rhizome and roots	144
	Hydrastis canadensis, <i>Linné</i> .	
	Rhizome and roots	140
Magnoliaceæ, Magnolieæ.	Magnolia glauca, <i>Linné</i> , etc.	
	Bark	187
	Liriodendron tulipifera, <i>Linné</i> .	
	Bark	186
Winteræ.	Drimys Winteri, <i>Forster</i> . Bark	211
	Illicium anisatum, <i>Loureiro</i> , etc.	
	Fruit	340
	Volatile oil	341, 470
Monimiaceæ.	Boldoa fragrans, <i>Ruiz et Pavon</i> . Leaves .	219

xii CLASSIFICATION ACCORDING TO ORIGIN.

	PAGE
Myristicaceæ. Myristica fragrans, <i>Houttuyn</i> , etc. Arillus .	395
Seed . . .	376
Fixed oil .	377, 485
Volatile oil .	377, 473
Menispermaceæ. Anamirta Cocculus, <i>Wight et Arnott</i> .	
Fruit . . .	327
Jateorrhiza Calumba, <i>Miers</i> . Root .	82
Chondodendron tomentosum, <i>Ruiz et Pavon</i> .	
Root . . .	96
Abuta amara, <i>Aublet</i> , etc. Root and stem	98
Menispermum canadense, <i>Linné</i> . Rhizome	149
Berberidaceæ. Berberis vulgaris, <i>Linné</i> . Root . . .	98
Root bark . . .	189
Berberis aquifolium, <i>Pursh</i> , etc.	
Rhizome and roots	151
Caulophyllum thalictroides, <i>Michaux</i> .	
Rhizome and roots	140
Podophyllum peltatum, <i>Linné</i> . Rhizome .	131
Nymphæaceæ, Nymphææ. Nymphæa odorata, <i>Aiton</i> .	
Rhizome . . .	130
Nuphar advena, <i>Aiton</i> .	
Rhizome . . .	131
Papaveraceæ. Chelidonium majus, <i>Linné</i> . Herb . . .	265
Sanguinaria canadensis, <i>Linné</i> . Rhizome .	127
Papaver Rhœas, <i>Linné</i> . Petals . . .	307
Papaver somniferum, <i>Linné</i> . Fruit . . .	338
Milk-juice (opium)	411
Seed . . .	382
Fixed oil, . . .	480
Fumariaceæ. Dicentra canadensis, <i>De Candolle</i> . Tuber .	157
Cruciferae, Siliquosæ. Sinapis nigra, <i>Linné</i> . Seed . . .	369
Volatile oil .	370, 470
Sinapis alba, <i>Linné</i> . Seed . . .	369
Brassica Rapa, <i>Linné</i> , etc. Seed .	370
Siliculosæ. Cochlearia Armoracia, <i>Linné</i> . Root	77
Violaceæ. Viola tricolor, <i>Linné</i> . Herb . . .	271
Ionidium Ipecacuanha, <i>Ventenat</i> . Root . . .	94
Cistaceæ. Helianthemum canadense, <i>Michaux</i> . Herb . . .	266
Bixaceæ. Gynocardia odorata, <i>R. Brown</i> . Fixed oil . . .	487
Droseraceæ. Drosera rotundifolia, <i>Linné</i> , etc. Herb . . .	271
Hypericaceæ. Hypericum perforatum, <i>Linné</i> . Herb . . .	266

			PAGE
Caryophyllaceæ.	Saponaria officinalis, <i>Linné.</i>	Root . . .	57
	Gypsophila Struthium, <i>Linné.</i>	Root . . .	57
Malvaceæ.	Althæa officinalis, <i>Linné.</i>	Root . . .	80
	Gossypium herbaceum, <i>Linné.</i>	Root bark . . .	204
		Seed hairs . . .	397
		Fixed oil . . .	483
Sterculiaceæ, Buettneriæ.	Theobroma Cacao, <i>Linné.</i>	Seed . . .	365
		Fixed oil . . .	485
Tiliaceæ.	Tilia americana, <i>Linné</i> , etc.	Flowers . . .	304
Dipterocarpaceæ.	Dipterocarpus turbinatus, <i>Gærtner.</i>		
		Oleoresin . . .	458
	Dryobalanops Camphora, <i>Colebrook.</i>		
		Stearopten . . .	466
Clusiaceæ (Guttiferæ).	Garcinia Hanburii, <i>Hooker filius.</i>		
		Gum resin . . .	439
Canellaceæ.	Canella alba, <i>Linné.</i>	Bark . . .	210
	Cinnamodendron corticosum, <i>Miers.</i>	Bark . . .	211
Camelliaceæ (Ternstrœmiaceæ).	Thea chinensis, <i>Sims.</i>		
		Leaves . . .	241
Aurantiaceæ.	Citrus Limonum, <i>Risso.</i>	Fruit . . .	334
		Rind . . .	356
		Volatile oil . . .	356, 470
	Citrus Bergamia, <i>Risso.</i>	Volatile oil . . .	470
	Citrus vulgaris, <i>Risso.</i>	Leaves . . .	223
		Flowers . . .	303
		Fruit . . .	332
		Rind . . .	354
		Volatile oils, 355, 470, 471	
	Citrus Aurantium, <i>Risso.</i>	Rind . . .	354
		Volatile oil . . .	355, 470
	Aegle Marmelos, <i>De Candolle.</i>	Fruit . . .	333
Meliaceæ.	Melia Azedarach, <i>Linné.</i>	Root bark . . .	201
Linaceæ.	Linum usitatissimum, <i>Linné.</i>	Seed . . .	375
		Fixed oil . . .	479
Geraniaceæ.	Geranium maculatum, <i>Linné.</i>	Rhizome . . .	128
Zygophyllaceæ.	Guaiacum officinale, <i>Linné.</i>	Wood . . .	166
		Resin . . .	448
Simarubaceæ.	Simaruba officinalis, <i>De Candolle</i> , etc.	Bark . . .	196
	Picræna excelsa, <i>Lindley.</i>	Wood . . .	165
		Bark . . .	196
	Quassia amara, <i>Linné.</i>	Wood . . .	166
		Bark . . .	197

xiv CLASSIFICATION ACCORDING TO ORIGIN.

	PAGE
Rutaceæ, Ruteæ. <i>Ruta graveolens</i> , <i>Linné</i> . Herb . . .	254
	Volatile oil 254, 470
Cuspariæ. <i>Galipea Cusparia</i> , <i>St. Hilaire</i> . Bark .	212
	<i>Esenbeckia febrifuga</i> , <i>Martius</i> . Bark . 212
Diosmeæ. <i>Barosma betulina</i> , <i>Bartling</i> , etc. Leaves	248
	<i>Empleurum serrulatum</i> , <i>Aiton</i> . Leaves 249
Xanthoxyleæ. <i>Pilocarpus pennatifolius</i> , <i>Lémaire</i> .	
	Leaves 219
	<i>Xanthoxylum carolinianum</i> , <i>Lam-</i>
	<i>bert</i> , etc. Bark . 202
	Fruit . 340
Coriariæ. <i>Coriaria myrtifolia</i> , <i>Linné</i> . Leaves . .	228
Burseraceæ, Amyrideæ. <i>Amyris elemifera</i> , <i>Royle</i> . Oleoresin	463
Bursereæ. <i>Balsamodendron Myrrha</i> , <i>Nees</i> .	
	Gum resin . . 438
	<i>Balsamodendron Mukul</i> , <i>Hooker</i> , etc.
	Gum resin . . 439
	<i>Colophonia mauritiana</i> , <i>De Candolle</i> .
	Oleoresin . . 462
	<i>Icica Icicariba</i> , <i>De Candolle</i> .
	Oleoresin . . 462
	<i>Canarium commune</i> , <i>Linné</i> .
	Oleoresin . . 462
	<i>Boswellia Carterii</i> , <i>Birdwood</i> .
	Gum resin . . 437
Anacardiæ (Terebinthaceæ). <i>Pistacia Terebinthus</i> , <i>Linné</i> .	
	Oleoresin . . 460
	<i>Pistacia Lentiscus</i> , <i>Linné</i> , etc.
	Resin . . 444
	<i>Rhus Toxicodendron</i> , <i>Linné</i> .
	Leaves . . 252
	<i>Rhus glabra</i> , <i>Linné</i> . Fruit 324
	<i>Rus semialata</i> , <i>Murray</i> .
	Galls . . 389
	<i>Anacardium occidentale</i> ,
	<i>Linné</i> . Fruit . . 328
	<i>Semecarpus Anacardium</i> ,
	<i>Linné</i> . Fruit . . 329
	<i>Loxopterygium Lorentzii</i> ,
	<i>Grisebach</i> . Bark . . 201
Vitaceæ. <i>Vitis vinifera</i> , <i>Linné</i> . Fruit . . .	331

	PAGE
Rhamnaceæ. Ceanothus americanus, <i>Linné</i> . Root . .	100
Rhamnus cathartica, <i>Linné</i> , etc. Fruit . .	323
Rhamnus Frangula, <i>Linné</i> . Bark . .	197
Rhamnus Purshiana, <i>De Candolle</i> . Bark . .	199
Gouania domingensis, <i>Linné</i> . Stem . .	165
Celastraceæ. Euonymus atropurpureus, <i>Jacquin</i> . Bark . .	206
Erythroxylaceæ. Erythroxylon Coca, <i>Lamarck</i> . Leaves . .	231
Sapindaceæ. Paullinia sorbilis, <i>Martius</i> . Dry paste . .	410
Polygalaceæ. Polygala Senega, <i>Linné</i> , etc. Root . .	55
Polygala rubella, <i>Willdenow</i> . Herb . .	267
Krameriaceæ. Krameria triandra, <i>Ruiz et Pavon</i> , etc. Root	100
Leguminosæ, Papilionaceæ. Myroxylon Pereiræ, <i>Klotzsch</i> .	
Balsam	453
Myroxylon Toluifera, <i>Kunth</i> .	
Balsam	454
Baptisia tinctoria, <i>R. Brown</i> .	
Root	99
Sarothamnus scoparius, <i>Koch</i> .	
Twigs	268
Melilotus officinalis, <i>Willdenow</i> ,	
etc. Herb	267
Trigonella Fœnum-græcum,	
<i>Linné</i> . Seed	368
Glycyrrhiza glabra, <i>Linné</i> .	
Root	89
Extract	418
Piscidia Erythrina, <i>Jacquin</i> .	
Bark	199
Astragalus gummifer, <i>Labil-</i>	
<i>lardièrre</i> , etc. Tragacanth . .	431
Pterocarpus Marsupium, <i>Rox-</i>	
<i>burgh</i> . Kino	420
Pterocarpus santalinus, <i>Linné</i>	
<i>filius</i> . Wood	167
Dipterix odorata, <i>Willdenow</i> .	
Seed	365
Andira Araroba, <i>Aguilar</i> .	
Powder	400
Arachis hypogæa, <i>Linné</i> .	
Fixed oil	476

xvi CLASSIFICATION ACCORDING TO ORIGIN.

	PAGE
Leguminosæ, Papilionaceæ. <i>Abrus precatorius</i> , <i>Linné</i> . Root	91
Seed	368
<i>Physostigma venenosum</i> , <i>Balfour</i> , etc. Seed	366
<i>Mucuna pruriens</i> , <i>De Candolle</i> , etc. Hairs	398
<i>Butea frondosa</i> , <i>Roxburgh</i> . Exudation	421
Cæsalpinieæ. <i>Copaifera Langsdorffii</i> , <i>Desfontaines</i> , etc. Oleoresin	457
Volatile oil	471
<i>Ceratonia Siliqua</i> , <i>Linné</i> . Fruit	338
<i>Tamarindus indica</i> , <i>Linné</i> . Fruit-pulp	357
<i>Hymenæa</i> , <i>Trachylobium</i> , <i>Guibourtia spec.</i> Resin (copal)	446
<i>Cassia Fistula</i> , <i>Linné</i> , etc. Fruit	336
<i>Cassia acutifolia</i> , <i>Delile</i> . Leaves	227
<i>Cassia elongata</i> , <i>Lémaire</i> . Leaves	228
<i>Cassia marilandica</i> , <i>Linné</i> . Leaves	230
<i>Hæmatoxylon campechianum</i> , <i>Linné</i> . Wood	168
Extract	422
Mimoseæ. <i>Erythrophlœum guineense</i> , <i>Don</i> . Bark	203
<i>Acacia Catechu</i> , <i>Willdenow</i> . Extract	419
<i>Acacia Verek</i> , <i>Guillemin et Perottet</i> . Gum	430
<i>Algarobia glandulosa</i> , <i>Torrey et Gray</i> . Gum	431
Rosaceæ, Amygdaleæ. <i>Amygdalus communis</i> , <i>Linné</i> . Seed	361
Fixed oil	477
Volatile oil	471
<i>Persica vulgaris</i> , <i>De Candolle</i> . Leaves	245
<i>Prunus domestica</i> , <i>Linné</i> . Fruit	330
<i>Prunus serotina</i> , <i>Ehrhart</i> . Bark	188
<i>Prunus Laurocerasus</i> , <i>Linné</i> . Leaves	247

	PAGE
Rosaceæ, Dryadeæ. <i>Rubus Idæus</i> , <i>Linné</i> , etc. Fruit . . .	330
<i>Rubus villosus</i> , <i>Aiton</i> , etc. Root bark . . .	193
Fruit . . .	331
<i>Fragaria vesca</i> , <i>Linné</i> . Rhizome . . .	136
<i>Geum rivale</i> , <i>Linné</i> . Rhizome and roots . . .	139
<i>Geum urbanum</i> , <i>Linné</i> . Rhizome and roots . . .	139
<i>Potentilla canadensis</i> , <i>Linné</i> . Herb . . .	269
<i>Tormentilla erecta</i> , <i>Linné</i> . Rhizome . . .	129
<i>Agrimonia Eupatoria</i> , <i>Linné</i> . Herb . . .	269
Roseæ. <i>Brayera anthelmintica</i> , <i>Kunth</i> . Inflorescence . . .	304
<i>Rosa canina</i> , <i>Linné</i> . Fruit . . .	322
<i>Rosa gallica</i> , <i>Linné</i> . Petals . . .	306
<i>Rosa centifolia</i> , <i>Linné</i> . Petals . . .	306
<i>Rosa damascena</i> , <i>Miller</i> . Volatile oil . . .	469
Spirææ. <i>Spiræa tomentosa</i> , <i>Linné</i> . Herb . . .	268
<i>Quillaia Saponaria</i> , <i>Molina</i> . Bark . . .	206
<i>Gillenia stipulacea</i> , <i>Nuttall</i> , etc. Rhizome and roots . . .	145
Pomeæ. <i>Cydonia vulgaris</i> , <i>Persoon</i> . Seed . . .	360
Myrtaceæ, Leptospermeæ. <i>Melaleuca Cajuputi</i> , <i>Roxburgh</i> . Volatile oil . . .	468
<i>Eucalyptus globulus</i> , <i>Labillardière</i> . Leaves . . .	221
Volatile oil . . .	222, 471
<i>Eucalyptus resinifera</i> , <i>Smith</i> , etc. Exudation (kino) . . .	421
Myrteæ. <i>Eugenia Pimenta</i> , <i>De Candolle</i> . Fruit . . .	326
Volatile oil . . .	471
<i>Eugenia caryophyllata</i> , <i>Thunberg</i> . Flower bud . . .	301
Fruit . . .	327
Volatile oil . . .	302, 471
<i>Eugenia Chekan</i> , <i>Molina</i> . Leaves . . .	222
<i>Myrcia acris</i> , <i>De Candolle</i> . Leaves . . .	223
Volatile oil . . .	223, 471
Granateæ. <i>Punica Granatum</i> , <i>Linné</i> . Bark . . .	194
Rind . . .	356
Combretaceæ. <i>Terminalia Chebula</i> , <i>Retzius</i> , etc. Fruit . . .	329

	PAGE
Onagraceæ. Oenothera biennis, Linné. Herb . . .	270
Epilobium angustifolium, Linné. Herb . . .	270
Cactaceæ. Cactus grandiflorus, Linné. Flowering branches	272
Turneraceæ. Turnera microphylla, De Candolle . . .	242
Cucurbitaceæ. Bryonia alba, Linné, etc. Root . . .	78
Ecballium Elaterium, A. Richard.	
Resinous deposit . . .	44
Citrullus Colocynthis, Schrader. Fruit . . .	335
Cucumis Citrullus, Séringe. Seed . . .	364
Cucumis Melo, Linné. Seed . . .	363
Cucumis sativus, Linné. Seed . . .	364
Cucurbita Pepo, Linné. Seed . . .	363
Saxifragaceæ, Hydrangeæ. Hydrangea arborescens, Linné.	
Root . . .	91
Saxifrageæ. Heuchera americana, Linné. Root	82
Hamamelaceæ, Hamameleæ. Hamamelis virginica, Linné.	
Leaves . . .	240
Balsamifluæ. Liquidambar orientalis, Miller.	
Balsam . . .	456
Liquidambar Styraciflua, Linné.	
Balsam . . .	455
Umbelliferæ, Orthospermæ.	
Apium graveolens, Linné. Fruit	349
Petroselinum sativum, Hoffmann.	
Root . . .	72
Fruit . . .	349
Carum Carui, Linné. Fruit . . .	352
Volatile oil . . .	353, 471
Pimpinella Anisum, Linné.	
Fruit . . .	348
Volatile oil . . .	348, 472
Pimpinella Saxifraga, Linné.	
Root . . .	72
Oenanthe Phellandrium, Lamarck.	
Fruit . . .	351
Foeniculum vulgare, Gærtner.	
Fruit . . .	350
Volatile oil . . .	350, 471
Levisticum officinale, Koch. Root	70
Archangelica officinalis, Hoff-	
mann. Root . . .	69

	PAGE
Umbelliferae, Orthospermæ. <i>Archangelica atropurpurea</i> , <i>Hoffmann</i> . Root	70
<i>Opopanax Chironium</i> , <i>Koch</i> . Gum resin	437
<i>Ferula Narthex</i> , <i>Boissier</i> , etc. Gum resin	433
<i>Ferula galbaniflua</i> , <i>Boissier et Buhse</i> , etc. Gum resin	435
<i>Ferula Sumbul</i> , <i>Hooker filius</i> . Root	73
<i>Ferula tingitana</i> , <i>Linné</i> . Gum resin	437
<i>Dorema Ammoniacum</i> , <i>Don</i> . Gum resin	436
<i>Imperatoria Ostruthium</i> , <i>Linné</i> . Root	74
<i>Anethum graveolens</i> , <i>Linné</i> . Fruit	353
Volatile oil	472
<i>Cuminum Cyminum</i> , <i>Linné</i> . Fruit	351
<i>Daucus Carota</i> , <i>Linné</i> . Fruit	354
Campylospermæ. <i>Conium maculatum</i> , <i>Linné</i> . Leaves	254
Fruit	346
Cœlospermæ. <i>Coriandrum sativum</i> , <i>Linné</i> . Fruit	346
Volatile oil	472
Araliaceæ. <i>Aralia spinosa</i> , <i>Linné</i> . Bark	202
<i>Aralia racemosa</i> , <i>Linné</i> . Rhizome and roots	147
<i>Aralia nudicaulis</i> , <i>Linné</i> . Rhizome	133
<i>Aralia quinquefolia</i> , <i>Gray</i> . Root	75
Cornaceæ. <i>Cornus florida</i> , <i>Linné</i> , etc. Bark	186
Caprifoliaceæ, Lonicereæ. <i>Triosteum perfoliatum</i> , <i>Linné</i> . Rhizome and roots	146
Sambuceæ. <i>Sambucus canadensis</i> , <i>Linné</i> , etc. Flowers	312
<i>Viburnum prunifolium</i> , <i>Linné</i> . Bark	191

XX CLASSIFICATION ACCORDING TO ORIGIN.

	PAGE
Rubiaceæ, Stellatæ. Galium Apariné, <i>Linné</i> , etc. Herb .	294
Rubia tinctorum, <i>Linné</i> . Root .	81
Coffeæ. Richardsonia scabra, <i>St. Hilaire</i> . Root	94
Cephaëlis Ipecacuanha, <i>A. Richard</i> .	
Root . . .	92
Psychotria emetica, <i>Mutis</i> . Root .	94
Mitchella repens, <i>Linné</i> . Herb .	294
Coffea arabica, <i>Linné</i> , etc. Seed .	379
Cinchoneæ. Cinchona Calisaya, <i>Weddell</i> , etc.	
Bark . . .	174
Remijia pedunculata, <i>Triana</i> , etc.	
Bark . . .	183
Ladenbergia, Nauclea, etc. Bark	183
Uncaria Gambir, <i>Roxburgh</i> .	
Extract . . .	420
Loganiaceæ. Strychnos Nux vomica, <i>Linné</i> . Seed .	371
Strychnos Ignatia, <i>Lindley</i> . Seed .	372
Strychnos Castelnæana, <i>Weddell</i> , etc. Extract	418
Gelsemium sempervirens, <i>Aiton</i> . Root .	95
Spigelia marilandica, <i>Linné</i> .	
Rhizome and roots .	138
Valerianaceæ. Valeriana officinalis, <i>Linné</i> .	
Rhizome and roots .	134
Volatile oil . .	472
Compositæ, Eupatorieæ. Eupatorium perfoliatum, <i>Linné</i> .	
Herb . . .	273
Tussilago Farfara, <i>Linné</i> . Leaves	245
Asteroideæ. Erigeron philadelphicum, <i>Linné</i> , etc.	
Herb . . .	273
Erigeron canadense, <i>Linné</i> . Herb .	274
Volatile oil .	274, 472
Solidago odora, <i>Aiton</i> . Herb .	274
Grindelia robusta, <i>Nuttall</i> . Herb .	275
Aplopappus discoideus, <i>De Candolle</i> ,	
Leaves . . .	243
Inula Helenium, <i>Linné</i> . Root .	64
Senecionideæ.	
Tagetes erecta, <i>Linné</i> .	
Flower heads . .	311

	PAGE
Compositæ, Senecionideæ. <i>Helenium autumnale, Linné.</i>	
Herb	276
<i>Anthemis nobilis, Linné.</i>	
Flowers	308
Volatile oil	472
<i>Maruta Cotula, De Candolle.</i> Herb	276
<i>Achillea Millefolium, Linné.</i>	
Herb	277
<i>Matricaria Chamomilla, Linné.</i>	
Flowers	307
<i>Pyrethrum Parthenium, Smith.</i>	
Herb	277
<i>Anacyclus Pyrethrum, De Candolle.</i>	
Root	62
<i>Anacyclus officinarum, Hoffmann.</i>	
Root	63
<i>Tanacetum vulgare, Linné.</i> Herb	278
<i>Artemisia Absinthium, Linné.</i>	
Herb	278
<i>Artemisia vulgaris, Linné.</i> Herb	279
<i>Artemisia maritima, Linné.</i>	
Flower buds	302
<i>Gnaphalium polycephalum,</i> <i>Michaux.</i> Herb	279
<i>Arnica montana, Linné.</i>	
Rhizome and roots	135
Flowers	310
<i>Calendula officinalis, Linné.</i> Herb	280
Florets	311
Cynareæ. <i>Silybum marianum, Gærtner.</i> Fruit	345
<i>Cnicus benedictus, Linné.</i> Herb	280
<i>Carthamus tinctorius, Linné.</i> Florets	312
<i>Lappa officinalis, Allioni.</i> Root	65
Fruit	345
Cichoreæ. <i>Cichorium Intybus, Linné.</i> Root	61
<i>Taraxacum Dens-leonis, Desfontaines.</i>	
Root	60
<i>Lactuca virosa, Linné.</i> Exudation	415
Lobeliaceæ. <i>Lobelia inflata, Linné.</i> Herb	281

xxii CLASSIFICATION ACCORDING TO ORIGIN.

	PAGE
Ericaceæ, Ericineæ. <i>Arctostaphylos Uva-ursi</i> , <i>Sprengel</i> .	
Leaves	224
<i>Arctostaphylos glauca</i> , <i>Linné</i> . Leaves	226
<i>Epigæa repens</i> , <i>Linné</i> . Leaves	226
<i>Gaultheria procumbens</i> , <i>Linné</i> . Leaves	247
Volatile oil	247, 472
<i>Kalmia latifolia</i> , <i>Linné</i> . Leaves	226
<i>Ledum latifolium</i> , <i>Aiton</i> , etc. Leaves	224
Pyroleæ. <i>Chimaphila umbellata</i> , <i>Nuttall</i> , etc.	
Leaves	246
Aquifoliaceæ. <i>Ilex opaca</i> , <i>Aiton</i> . Leaves	246
<i>Ilex paraguayensis</i> , <i>Lambert</i> . Leaves	242
<i>Prinos verticillatus</i> , <i>Linné</i> . Bark	188
Ebenaceæ. <i>Diospyros virginiana</i> , <i>Linné</i> . Fruit	331
Sapotaceæ. <i>Isonandra Gutta</i> , <i>Hooker</i> . Milk juice (gutta percha)	422
<i>Sapota Muelleri</i> , <i>Blume</i> . Milk juice (chicle)	422
<i>Chrysophyllum glycyphlæum</i> , <i>Casaretti</i> .	
Extract	421
Styraceæ. <i>Styrax Benzoin</i> , <i>Dryander</i> . Resin	450
Plantaginaceæ. <i>Plantago major</i> , <i>Linné</i> , etc. Herb	293
Plumbaginaceæ. <i>Statice Limonium</i> , <i>Linné</i> . Root	99
Pedaliaceæ. <i>Sesamum orientale</i> , <i>Linné</i> . Leaves	230
Fixed oil	484
Orobanchaceæ. <i>Epiphegus virginiana</i> , <i>Barton</i> . Herb	282
Scrophulariaceæ, Antirrhinideæ. <i>Verbascum phlomoides</i> , <i>Linné</i> , etc. Flowers	313
<i>Scrophularia nodosa</i> , <i>Linné</i> .	
Herb	283
<i>Chelone glabra</i> , <i>Linné</i> .	
Herb	283
Rhinanthideæ. <i>Digitalis purpurea</i> , <i>Linné</i> .	
Leaves	237
<i>Leptandra virginica</i> , <i>Nut- tall</i> . Rhizome	148
Labiatae, Satureieæ. <i>Mentha piperita</i> , <i>Linné</i> . Herb	284
Volatile oil	284, 473
Stearopten	467
<i>Mentha viridis</i> , <i>Linné</i> . Herb	284
Volatile oil	284, 472

	PAGE
Labiatae, Satureieae. <i>Lycopus virginicus</i> , <i>Linné</i> . Herb . . .	285
<i>Cunila Mariana</i> , <i>Linné</i> . Herb . . .	286
<i>Hyssopus officinalis</i> , <i>Linné</i> . Herb . . .	286
<i>Origanum vulgare</i> , <i>Linné</i> . Herb . . .	286
Volatile oil . . .	287
<i>Origanum Majorana</i> , <i>Linné</i> . Herb . . .	287
<i>Thymus Serpyllum</i> , <i>Linné</i> . Herb . . .	287
<i>Thymus vulgaris</i> , <i>Linné</i> . Leaves . . .	218
Volatile oil . . .	219, 473
Stearopten . . .	219, 467
<i>Melissa officinalis</i> , <i>Linné</i> . Herb . . .	288
<i>Hedeoma pulegioides</i> , <i>Persoon</i> . Herb . . .	288
Volatile oil . . .	473
<i>Collinsonia canadensis</i> , <i>Linné</i> . Rhizome . . .	142
Monardeae. <i>Salvia officinalis</i> , <i>Linné</i> . Leaves . . .	239
<i>Rosmarinus officinalis</i> , <i>Linné</i> . Leaves . . .	218
Volatile oil . . .	218, 473
<i>Monarda punctata</i> , <i>Linné</i> . Herb . . .	289
Stearopten . . .	467
Nepeteae. <i>Nepeta Cataria</i> , <i>Linné</i> . Herb . . .	290
<i>Glechoma hederacea</i> , <i>Linné</i> . Herb . . .	291
Ocymoeidae. <i>Lavandula vera</i> , <i>De Candolle</i> . Flowers . . .	313
Volatile oil . . .	314, 472
Stachydeae. <i>Scutellaria lateriflora</i> , <i>Linné</i> , etc. Herb . . .	292
<i>Marrubium vulgare</i> , <i>Linné</i> . Herb . . .	291
<i>Leonurus Cardiaca</i> , <i>Linné</i> . Herb . . .	293
Boraginaceae. <i>Symphytum officinale</i> , <i>Linné</i> . Root . . .	60
<i>Alkanna tinctoria</i> , <i>Tausch</i> . Root . . .	82
Hydrophyllaceae. <i>Eriodictyon californicum</i> , <i>Bentham</i> . Leaves . . .	249
Polemoniaceae. <i>Phlox carolina</i> , <i>Linné</i> . Rhizome and roots . . .	138
Convolvulaceae. <i>Exogonium Purga</i> , <i>Bentham</i> . Tuberous root . . .	153
<i>Ipomœa orizabensis</i> , <i>Ledanois</i> . Tuberous root . . .	154
<i>Ipomœa simulans</i> , <i>Hanbury</i> . Tuberous root . . .	154
<i>Ipomœa pandurata</i> , <i>Meyer</i> . Root . . .	76
<i>Convolvulus Mechoacanna</i> , <i>Vandelli</i> . Tuberous root . . .	154
<i>Convolvulus Scammonia</i> , <i>Linné</i> . Gum resin . . .	441
Solanaceae, Solaneae. <i>Solanum Dulcamara</i> , <i>Linné</i> . Twigs . . .	163
<i>Solanum tuberosum</i> , <i>Linné</i> . Starch . . .	405

xxiv CLASSIFICATION ACCORDING TO ORIGIN.

	PAGE
Solanaceæ, Solaneæ. Atropa Belladonna, <i>Linné</i> . Root .	79
Leaves	232
Capsicum fastigiatum, <i>Blume</i> , etc. Fruit	334
Hyoscyameæ. Hyoscyamus niger, <i>Linné</i> . Leaves	236
Seed	381
Datura Stramonium, <i>Linné</i> , etc.	
Leaves	235
Seed	380
Nicotiana Tabacum, <i>Linné</i> . Leaves	234
Salpiglossideæ. Duboisia myoporoides, <i>R. Brown</i> .	
Leaves	234
Gentianaceæ, Gentianeæ. Gentiana lutea, <i>Linné</i> , etc. Root .	58
Gentiana puberula, <i>Michaux</i> , etc.	
Root	59
Frasera Walteri, <i>Michaux</i> . Root	59
Sabbatia angularis, <i>Pursh</i> , etc.	
Herb	295
Erythræa Centaurium, <i>Persoon</i> .	
Herb	295
Ophelia Chirata, <i>Grisebach</i> . Herb	295
Menyantheæ. Menyanthes trifoliata, <i>Linné</i> .	
Leaves	252
Apocynaceæ, Echiteæ. Apocynum cannabinum, <i>Linné</i> . Root	67
Apocynum androsæmifolium, <i>Linné</i> .	
Root	94
Nerium Oleander, <i>Linné</i> . Leaves .	224
Urceola elastica, <i>Roxburgh</i> , etc.	
Caoutchouc	423
Plumeriæ. Aspidosperma Quebracho, <i>Schlechtendal</i> . Bark	200
Asclepiadaceæ, Periploceæ. Hemidesmus indicus, <i>R. Brown</i> .	
Root	90
Asclepiadeæ. Solenostemma Argel, <i>Hayne</i> .	
Leaves	228
Asclepias cornuti, <i>Dcaisne</i> .	
Rhizome	132
Asclepias incarnata, <i>Linné</i> .	
Rhizome and roots .	140
Asclepias tuberosa, <i>Linné</i> . Root	66
Gonolobus Cundurango, <i>Triana</i> .	
Bark	197

	PAGE
Oleaceæ, Oleineæ. <i>Olea europæa</i> , <i>Linné</i> . Fixed oil . . .	478
Fraxineæ. <i>Fraxinus americana</i> , <i>Linné</i> . Bark . . .	195
Fraxinus <i>Ornus</i> , <i>Linné</i> . Exudation (Manna) . . .	426
Aristolochiaceæ. <i>Asarum canadense</i> , <i>Linné</i> , etc. Rhizome . . .	147
Aristolochia <i>Serpentaria</i> , <i>Linné</i> , etc. Rhizome and roots . . .	136
Phytolaccaceæ. <i>Phytolacca decandra</i> , <i>Linné</i> . Root . . .	78
Fruit . . .	322
Chenopodiaceæ. <i>Chenopodium anthelminticum</i> , <i>Linné</i> . Fruit . . .	339
Volatile oil . . .	339, 473
Polygonaceæ. <i>Polygonum Bistorta</i> , <i>Linné</i> . Rhizome . . .	130
<i>Rheum officinale</i> , <i>Baillon</i> , etc. Root . . .	85
<i>Rheum Rhaponticum</i> , <i>Linné</i> . Root . . .	85
<i>Rumex crispus</i> , <i>Linné</i> , etc. Root . . .	84
<i>Coccoloba uvifera</i> , <i>Linné</i> . Extract (kino) . . .	421
Lauraceæ. <i>Cinnamomum zeylanicum</i> , <i>Breyne</i> . Bark . . .	207
Volatile oil . . .	209, 473
<i>Cinnamomum Cassia</i> , <i>Blume</i> . Bark . . .	209
Volatile oil . . .	209, 473
<i>Cinnamomum Camphora</i> , <i>F. Nees</i> . Stearopten . . .	466
Volatile oil . . .	468
<i>Nectandra Rodiæi</i> , <i>Schomburgk</i> . Bark . . .	185
<i>Sassafras officinalis</i> , <i>Nees</i> . Root . . .	164
Root bark . . .	210
Pith . . .	394
Volatile oil . . .	210, 473
<i>Laurus nobilis</i> , <i>Linné</i> . Leaves . . .	221
Fixed oil . . .	484
Coto bark . . .	205
Thymelaceæ. <i>Daphne Mezereum</i> , <i>Linné</i> , etc. Bark . . .	204
Santalaceæ. <i>Santalum album</i> , <i>Linné</i> , etc. Wood . . .	168
Volatile oil . . .	474
Piperaceæ. <i>Artanthe elongata</i> , <i>Miquel</i> . Leaves . . .	238
<i>Cubeba officinalis</i> , <i>Miquel</i> , etc. Fruit . . .	324
Volatile oil . . .	325, 473
<i>Piper nigrum</i> , <i>Linné</i> . Fruit . . .	325, 326
<i>Serronia Jaborandi</i> , <i>Gaudichaud</i> , etc. Leaves . . .	220
<i>Chavica officinarum</i> , <i>Miquel</i> , etc. Fruit . . .	319

xxvi CLASSIFICATION ACCORDING TO ORIGIN.

		PAGE
Euphorbiaceæ, Euphorbieæ.	<i>Euphorbia corollata</i> , <i>Linné</i> .	
	Root	68
	<i>Euphorbia Ipecacuanha</i> , <i>Linné</i> .	
	Root	68
	<i>Euphorbia resinifera</i> , <i>Berg</i> .	
	Exudation	440
Hippomaneæ.	<i>Manihot utilisissima</i> , <i>Pohl</i> , etc.	
	Starch	406
	<i>Curcas purgans</i> , <i>Adanson</i> .	
	Fixed oil	379
	<i>Jatropha</i> , <i>Hevea</i> , etc., spec.	
	Milk juice (caoutchouc)	423
	<i>Stillingia sylvatica</i> , <i>Linné</i> . Root	75
Acalypheæ.	<i>Mallotus philippinensis</i> , <i>Mueller</i>	
	<i>Arg.</i> Glands	399
	<i>Ricinus communis</i> , <i>Linné</i> . Seed	377
	Fixed oil	483
Crotoneæ.	<i>Croton Tiglium</i> , <i>Linné</i> . Seed	378
	Fixed oil	482
	<i>Croton Eluteria</i> , <i>Bennett</i> . Bark	213
	<i>Croton Malambo</i> , <i>Karsten</i> , etc.	
	Bark	213
	<i>Aleurites laccifera</i> , <i>Willdenow</i> .	
	Resin	447
Urticaceæ, Ulmeæ.	<i>Ulmus fulva</i> , <i>Michaux</i> , etc. Bark	207
Artocarpeæ.	<i>Morus rubra</i> , <i>Linné</i> , etc. Fruit	319
	<i>Ficus Carica</i> , <i>Linné</i> . Fruit	321
	<i>Ficus indica</i> , <i>Linné</i> , etc. Milk juice	
	(caoutchouc)	423
	Resin	447
Cannabineæ.	<i>Humulus Lupulus</i> , <i>Linné</i> . Strobiles	320
	Glands	401
	<i>Cannabis sativa</i> , <i>Linné</i> . Herb	296
	Fixed oil	481
Juglandaceæ.	<i>Juglans cinerea</i> , <i>Linné</i> . Bark	200
	<i>Juglans regia</i> , <i>Linné</i> , etc. Fixed oil	480
Cupuliferæ.	<i>Quercus alba</i> , <i>Linné</i> . Bark	191
	<i>Quercus tinctoria</i> , <i>Bartram</i> , etc. Bark	192
	<i>Quercus infectoria</i> , <i>Olivier</i> , etc. Galls	388
	<i>Quercus vallonea</i> , <i>Kotschy</i> . Manna	427
	<i>Castanea vesca</i> , <i>Gærtner</i> . Leaves	243

	PAGE
Myricaceæ. <i>Comptonia asplenifolia</i> , <i>Linné</i> . Leaves . . .	250
Myrica cerifera, <i>Linné</i> . Bark . . .	203
Betulaceæ. <i>Betula lenta</i> , <i>Linné</i> . Volatile oil . . .	472
Betula alba, <i>Linné</i> . Tar . . .	464
Salicaceæ. <i>Salix alba</i> , <i>Linné</i> , etc. Bark . . .	190

b. Monocotyledoneæ.

Palmaceæ, Lepidocaryæ. <i>Dæmonorops Draco</i> , <i>Blume</i> . Resin	449
Metroxylon Sagu, <i>Rottboell</i> , etc.	
Starch . . .	406
Ceroxylinæ. <i>Cocos nucifera</i> , <i>Linné</i> . Fixed oil .	487
Elæis guineensis, <i>Jacquin</i> . Fixed oil	486
Areca Catechu, <i>Linné</i> . Seed .	386
Araceæ, Aroideæ. <i>Arisæma triphyllum</i> , <i>Torrey</i> . Tuber .	158
Arum maculatum, <i>Linné</i> . Rhizome .	158
Symplocarpeæ. <i>Symplocarpus foetidus</i> , <i>Salisbury</i> .	
Rhizome . . .	120
Acoreæ. <i>Acorus Calamus</i> , <i>Linné</i> . Rhizome .	114
Orchidaceæ, Ophrydeæ. <i>Orchis mascula</i> , <i>Linné</i> , etc. Tuber	159
Arethuseæ. <i>Vanilla planifolia</i> , <i>Andrews</i> , etc.	
Fruit . . .	343
Cypripediæ. <i>Cypripedium pubescens</i> , <i>Willde-</i>	
now, etc. Rhizome and roots .	124
Marantaceæ. <i>Maranta arundinacea</i> , <i>Linné</i> . Starch . .	405
<i>Canna edulis</i> , <i>Ker</i> , etc. Starch . . .	405
Zingiberaceæ. <i>Curcuma longa</i> , <i>Linné</i> . Rhizome . .	112
<i>Curcuma leucorrhiza</i> , <i>Roxburgh</i> , etc. Starch	405
<i>Curcuma Zedoaria</i> , <i>Roscoe</i> . Rhizome . .	111
<i>Zingiber officinale</i> , <i>Roscoe</i> . Rhizome . .	108
<i>Elettaria Cardamomum</i> , <i>White et Maton</i> .	
Fruit . . .	342
<i>Elettaria major</i> , <i>Smith</i> . Fruit . . .	343
<i>Amomum Cardamomum</i> , <i>Linné</i> , etc. Fruit .	343
<i>Amomum Melegueta</i> , <i>Roscoe</i> , etc. Seed .	385
<i>Alpinia officinarum</i> , <i>Hance</i> . Rhizome . .	111
Iridaceæ. <i>Iris florentina</i> , <i>Linné</i> . Rhizome . . .	115
<i>Iris versicolor</i> , <i>Linné</i> , etc. Rhizome and roots .	123
<i>Crocus sativus</i> , <i>Linné</i> . Stigma . . .	395
Hæmodoraceæ. <i>Aletris farinosa</i> , <i>Linné</i> . Rhizome . .	122

xxviii CLASSIFICATION ACCORDING TO ORIGIN.

		PAGE
Dioscoreaceæ.	Dioscorea villosa, <i>Linné</i> . Rhizome . . .	126
Smilaceæ.	Smilax medica, <i>Schlechtendal</i> , etc. Root . . .	50
	Smilax China, <i>Linné</i> , etc. Rhizome . . .	118
Liliaceæ, Asparagineæ.	Polygonatum biflorum, <i>Elliott</i> , etc. Rhizome . . .	126
	Convallaria majalis, <i>Linné</i> . Rhizome and roots . . .	125
	Trillium erectum, <i>Linné</i> , etc. Rhizome . . .	121
Melanthiææ.	Colchicum autumnale, <i>Linné</i> . Tuber . . .	157
	Seed . . .	384
	Veratrum album, <i>Linné</i> . Rhizome and roots . . .	119
	Veratrum viride, <i>Aiton</i> . Rhizome and roots . . .	119
	Chamælirium luteum, <i>Gray</i> . Rhizome . . .	122
	Asagræa officinalis, <i>Lindley</i> . Seed . . .	382
Liliææ.	Urginea Scilla, <i>Steinheil</i> . Bulb . . .	160
	Allium sativum, <i>Linné</i> , etc. Bulb . . .	161
	Aloe socotrina, <i>Lamarck</i> , etc. Inspissated juice . . .	416
	Xanthorrhœa hastilis, <i>R. Brown</i> , etc. Resin . . .	451
Cyperaceæ.	Carex arenaria, <i>Linné</i> . Rhizome . . .	117
Graminaceæ, Poaceæ.	Oryza sativa, <i>Linné</i> . Starch . . .	405
	Triticum vulgare, <i>Villars</i> . Starch . . .	405
	Triticum repens, <i>Linné</i> . Rhizome . . .	116
	Hordeum distichum, <i>Linné</i> . Fruit, malt . . .	344
	Fruit decorticated . . .	407
	Avena sativa, <i>Linné</i> . Meal . . .	408
Paniceæ.	Saccharum officinarum, <i>Linné</i> . Sugar . . .	424
	Andropogon muricatus, <i>Retzius</i> . Root . . .	54
	Andropogon Schœnanthus, <i>Linné</i> . Volatile oil . . .	469
	Zea Mays, <i>Linné</i> . Stigma . . .	397
	Starch . . .	405

CLASSIFICATION ACCORDING TO ORIGIN. xxix

B. GYMNOSPERMÆ.

		PAGE
Coniferæ, Abietinææ.	<i>Abies balsamea</i> , <i>Marshall</i> , etc.	
	Oleoresin	458
	<i>Abies pectinata</i> , <i>De Candolle</i> .	
	Oleoresin	459
	<i>Abies canadensis</i> , <i>Michaux</i> . Oleoresin	461
	<i>Abies excelsa</i> , <i>De Candolle</i> . Oleoresin	461
	Manna	427
	<i>Larix europæa</i> , <i>De Candolle</i> . Oleoresin	459
	<i>Pinus australis</i> , <i>Michaux</i> , etc.	
	Oleoresin	459
	Resin	445
	Volatile oil	460, 474
	Tar	463
	Empyreumatic volatile oil	469, 474
	<i>Pinitis succinifer</i> , <i>Gæppert</i> . Resin .	447
	Empyreumatic volatile oil	469
	<i>Dammara orientalis</i> , <i>Lambert</i> , etc.	
	Resin	446
Cupresseæ.	<i>Juniperus communis</i> , <i>Linné</i> . Fruit .	318
	Volatile oil	319, 474
	<i>Juniperus Oxycedrus</i> , <i>Linné</i> . Tar .	463
	<i>Juniperus virginiana</i> , <i>Linné</i> .	
	Branchlets	297
	<i>Juniperus Sabina</i> , <i>Linné</i> . Branchlets	298
	Volatile oil	298, 474
	<i>Callitris quadrivalvis</i> , <i>Ventenat</i> . Resin	445
Taxinææ.	<i>Thuja occidentalis</i> , <i>Linné</i> . Branchlets	298
	<i>Torreya californica</i> , <i>Torrey</i> . Seed .	377

2. SPOROPHYTA. A. VASCULARES.

Filices.	<i>Aspidium Filix mas</i> , <i>Swartz</i> , etc. Rhizome	107
	<i>Cibotium Barometz</i> , <i>Kunze</i> , etc. Hairs	398
	<i>Adiantum pedatum</i> , <i>Linné</i>	263
Lycopodiaceæ.	<i>Lycopodium clavatum</i> , <i>Linné</i> , etc. Sporules	402

XXX CLASSIFICATION ACCORDING TO ORIGIN.

B. CELLULARES.

	PAGE
Lichenes. Cetraria islandica, <i>Acharius</i> . Plant . . .	262
Fungi, Hymenomycetes. Polyporus officinalis, <i>Fries</i> . Plant	390
Polyporus fomentarius, <i>Fries</i> . Plant . . .	391
Æcidiumycetes. Ustilago Maydis, <i>Léveille</i> . Plant	391
Ascomycetes. Claviceps purpurea, <i>Tulasne</i> . Plant	392
Saccharomycetes. Torula cerevisiæ, <i>Turpin</i> . Plant (yeast) . . .	403
Algæ, Florideæ. Chondrus crispus, <i>Lyngbye</i> , etc. Plant .	259
Eucheuma spinosum, <i>Agardh</i> , etc. Isinglass . . .	32
Fucoideæ. Fucus vesiculosus, <i>Linné</i> , etc. Plant .	261
Laminaria Cloustoni, <i>Edmonston</i> . Stipe	394

LIST OF ILLUSTRATIONS.

FIG.	PAGE
1. <i>Cantharis vesicatoria</i>	26
2. <i>Cantharis vittata</i>	26
3. <i>Mylabris cichorii</i>	27
4. <i>Coccus cacti</i>	27
5. Chinese musk sac	34
6. Mexican sarsaparilla; transverse section, microscopic appearance	50
7. Section through nucleus sheath; Honduras sarsaparilla	51
8. — Mexican sarsaparilla	51
9. — Rio Negro sarsaparilla	51
10. — Jamaica sarsaparilla	51
11. Mexican sarsaparilla; transverse section	51
12. — bundle	52
13. Jamaica sarsaparilla, bundle	52
14. — transverse section	53
15. Honduras sarsaparilla; bundle	53
16. — transverse section	53
17. Rio Negro sarsaparilla; transverse section	54
18. — bundle	54
19, 20. Senega; transverse section	55
21. False senega; transverse section	56
22. Saponaria; transverse section	57
23. Gentian; transverse section	58
24. Taraxacum; transverse section	61
25. Cichorium; transverse section	62
26. Pyrethrum; transverse section	62
27. Pyrethrum germanicum; transverse section	63
28. Inula; transverse section	64
29. Lappa; transverse section	65
30. Apocynum cannabinum; transverse section	67
31. Angelica; transverse sections	69
32. Levisticum; transverse section	71
33. Pimpinella; transverse section	72
34. Petroselinum; transverse section	73
35. Sumbul; section	73

FIG.	PAGE
36. <i>Imperatoria</i> ; root and transverse section	74
37. <i>Stillingia</i> ; transverse section	76
38. <i>Phytolacca</i> ; transverse section	78
39. <i>Belladonna</i> ; transverse section	79
40. <i>Althæa</i> ; transverse section	80
41. 42. <i>Calumba</i> ; transverse sections	83
43. <i>Rhaponticum</i> ; transverse section	85
44. <i>Rhubarb</i> ; section near the cambium	86
45. Oxalate of calcium crystals in rhubarb	86
46. Russian rhubarb; transverse section	87
47. Chinese rhubarb; transverse section	87
48. European rhubarb; transverse section	88
49. <i>Glycyrrhiza glabra</i> ; transverse section	90
50. <i>Glycyrrhiza glandulifera</i> ; transverse section	90
51. <i>Ipecacuanha</i> ; transverse section	92
52. ——— root	93
53. Striated <i>ipecacuanha</i>	93
54. Undulated <i>ipecacuanha</i>	93
55. <i>Apocynum androsæmifolium</i> ; transverse section	95
56. <i>Gelsemium</i> ; transverse section	96
57. <i>Pareira brava</i> ; root and transverse sections	97
58. <i>Rhatany</i> ; transverse sections	101
59. <i>Filix mas</i> ; transverse section	107
60. <i>Zingiber</i> ; transverse section	109
61. ——— starch granules	109
62. Jamaica ginger	110
63. East India ginger	110
64. <i>Zedoaria</i> ; transverse section	111
65. <i>Galanga</i> ; rhizome	112
66. ——— transverse section	112
67. Round turmeric	113
68. Long turmeric	113
69. <i>Curcuma</i> ; transverse section	113
70. <i>Calamus</i> ; transverse section	114
71. <i>Iris florentina</i> ; transverse section	115
72. <i>Triticum repens</i> ; rhizome and transverse section	116
73. ——— transverse section; magnified	117
74. <i>Veratrum</i> ; longitudinal section	119
75. ——— transverse section	119
76. <i>Dracontium</i> ; transverse section	121
77. <i>Iris versicolor</i> ; rhizome and section	123

FIG.	PAGE
78. <i>Cypripedium pubescens</i> and <i>C. parviflorum</i> ; rhizomes .	124
79. <i>Sanguinaria</i> ; rhizome and section	127
80. <i>Geranium</i> ; rhizome and section	128
81. <i>Tormentilla</i> ; rhizome and section	129
82. <i>Bistorta</i> ; rhizome	130
83. <i>Podophyllum</i> ; rhizome	131
84. <i>Asclepias cornuti</i> ; rhizome	133
85. <i>Valeriana</i> ; longitudinal and transverse section . .	134
86. <i>Arnica</i> ; transverse section of rhizome	136
87. — section of rootlet	136
88. <i>Serpentaria</i> ; rhizome and transverse section . . .	137
89. <i>Hydrastis</i> ; rhizome and transverse section	141
90. <i>Helleborus niger</i> ; transverse section of rhizome and root	143
91. <i>Helleborus viridis</i> ; transverse section of rhizome and root	144
92. <i>Cimicifuga</i> ; transverse section of rhizome and root .	145
93. <i>Gillenia stipulacea</i> ; rootlets	146
94. <i>Gillenia trifoliata</i> ; rootlets	146
95. <i>Leptandra</i> ; transverse sections of rhizome and root .	149
96. <i>Menispermum</i> ; transverse section of rhizome . . .	150
97. <i>Jalap</i> ; transverse section	153
98. <i>Aconitum</i> ; tubers and transverse section	155
99. <i>Colchicum</i> ; tuber and transverse section	158
100. <i>Salep</i> ; tubers and transverse section	159
101. <i>Scilla</i> ; bulb	160
102. <i>Dulcamara</i> ; transverse section	164
103. <i>Gouania</i> ; transverse section	165
104. <i>Cinchona Calisaya</i> ; radial longitudinal section . .	175
105. <i>Cinchona lancifolia</i> ; transverse section	175
106. <i>Cinchona micrantha</i> ; transverse section	176
107. <i>Cinchona Calisaya</i> ; bark	178
108. <i>Cinchona scrobiculata</i> ; bark	178
109. <i>Calisaya</i> bark, quilled; transverse section	179
110. — flat, inner layer; transverse section	179
111. — — outer layer; transverse section	179
112. <i>Cinchona succirubra</i> ; transverse section	182
113. <i>Salix</i> ; transverse section	190
114. <i>Rubus villosus</i> , bark; transverse section	193
115. <i>Granati cortex</i> ; transverse section, magnified 5 diam. .	194
116. — — magnified 40 diam.	194
117. <i>Simaruba</i> ; transverse section	196
118. <i>Frangula</i> ; transverse section, magnified 15 diam. .	197

FIG.	PAGE
119. Frangula; transverse section, magnified 80 diam.	198
120. Mezereum; transverse section	204
121. Cinnamon from China and Ceylon	208
122. Angustura; transverse section	212
123. Cascarilla; transverse section	213
124. Rosmarinus; branch and flower	218
125. Boldus; leaf	219
126. Pilocarpus; leaflet	220
127. Eucalyptus globulus; leaf	221
128. Cheken leaves	222
129. Uva ursi; plant	225
130. Cassia acutifolia; legume and leaflet	227
131. Argel leaf	227
132. Coriaria leaf	227
133. Tephrosia leaflet	227
134. Cassia elongata; legume and leaflet	228
135. Cassia obovata; legume and leaflet	229
136. Tripoli senna; leaflets and legumes	230
137. Sesamum; flowering branch	231
138. Coca; leaf, lower side	232
139. Belladonna; branch, fruit, and seed	233
140. Stramonium; flowering branch	235
141. Hyoscyamus; flowering branch	236
142. Digitalis; leaf of first and second year's growth	238
143. Matico; leaf	239
144. Salvia; leaf, upper and lower surface	239
145. Hamamelis; leaf	240
146. Tea leaves	241
147, 148. Turnera leaves	243
149. Aplopappus; leaf	243
150. Castanea; leaf	244
151. Gaultheria; leaf	247
152. Buchu leaves and Empleurum serrulatum	248
153. Eriodictyon; leaf, upper and lower surface	250
154. Rhus Toxicodendron; leaf	253
155. Conium; portion of pinna	255
156. Chondrus crispus; plant	259
157. — narrow form	260
158. Chondrus mamillosus	260
159. Fucus vesiculosus	261
160. Cetraria islandica	262

FIG.	PAGE
161. <i>Drosera rotundifolia</i>	272
162. <i>Lobelia</i> seed	282
163. <i>Lobelia</i> ; flower and section	283
164. <i>Mentha piperita</i>	284
165. <i>Hedeoma</i> ; flower and corolla	289
166. <i>Monarda</i> ; flower	290
167. <i>Sabina</i>	298
168. <i>Caryophyllus</i> ; bud and longitudinal section	301
169. ——— transverse section	301
170. <i>Santonica</i> ; flower-head and section	303
171. <i>Brayera</i> ; branch of panicle, and flowers	305
172. <i>Matricaria</i> ; flower-head and parts	308
173. <i>Anthemis nobilis</i> ; ray and disk-floret, and section	309
174. <i>Arnica montana</i> ; ray and disk-floret	310
175. Lavender flower and corolla	314
176. <i>Juniperus</i> ; catkin, galbulus, and seed	318
177. <i>Ficus</i> ; branch, fruit, and flowers	321
178. <i>Caryophylli fructus</i>	327
179. <i>Cocculus</i> ; fruit and longitudinal section	328
180. <i>Diospyros</i> ; fruit and transverse section	332
181. <i>Colocynth</i> ; longitudinal and transverse section	336
182. <i>Cassia Fistula</i> ; part of fruit	337
183. Poppy capsules and seeds	339
184. <i>Illicium anisatum</i> ; fruit	341
185. <i>Illicium religiosum</i> ; fruit	341
186. Malabar cardamom	342
187. Ceylon cardamom and seeds	342
188. Cardamom seed ; transverse and longitudinal section	342
189. <i>Coriandrum</i> ; fruit and sections	346
190. <i>Conium</i> ; fruit and sections	347
191. <i>Anisum</i> ; fruit and sections	348
192. <i>Fœniculum</i> ; fruit and transverse section	350
193. Cumin ; fruit and sections	352
194. Carum ; fruit and sections	352
195. Anethum ; fruit and transverse section	353
196. Orange peel ; transverse section	355
197. <i>Granatum</i> ; fruit and longitudinal section	356
198. <i>Cydonium</i> ; seed and section	361
199. Almond ; seed and section	362
200. <i>Pepo</i> ; seed and cotyledon	363
201. <i>Physostigma</i> ; seeds	367

FIG.	PAGE
202. Physostigma; cotyledons	367
203. Physostigma cylindrospermum	367
204. Sinapis; seed, embryo, and transverse section	370
205. Nux vomica; seed and section	371
206. — section, magnified	372
207. Ignatia; vertical section	373
208. Linum; seed and section	375
209. Nutmeg with mace and transverse section	376
210. Wild nutmeg with mace	376
211. Ricinus; fruit, seed, and sections	378
212. Tigllium; seeds and longitudinal section	378
213. Stramonium; fruit and seed with sections	381
214. Hyoscyamus; seed and section	381
215. Sabadilla; fruit and seed with section	383
216. Colchicum; seed and section	384
217. Galla; entire and section	388
218. Gallæ chinenses	389
219. Gallæ japonicæ	390
220. Ergotized rye	393
221. Ergota	393
222. — with fruit-heads	393
223. — section of head	393
224. Crocus; style with stigmas, and magnified stigma	396
225. Cotton fibres	397
226. Kamala; gland and hairs	399
227. Lupulin	401
228. Lycopodium	402
229. Pollen of pine	402
230. Yeast cells	403
231. Wheat starch	404
232. Corn starch	404
233. Rice starch	404
234. Maranta starch	404
235. Potato starch	404
236. Canna starch	405
237. Curcuma starch	405
238. Sago starch	406
239. Cassava starch	407
240. Altered starch granules from tapioca	407
241. Barley starch	407
242. Oat starch	408

INTRODUCTION.

IN arranging the vast mass of material within our reach for the study of *Materia Medica* several methods may be followed.

1. An alphabetical arrangement, while it affords us all the advantages due to facility of references, lacks the essential requisites of a *systematic* investigation of the subject.

2. The classification usually adopted in works intended for the use of Medical Students and Physicians is based upon a similarity in the action of drugs on the animal economy; and it presents obvious conveniences for the purpose.


3. Another method of classification is founded upon the chemical relation of substances which have a definite composition, and upon the botanical and zoological origin of organic drugs. This method has been followed by Pereira, Guibourt, Royle, and by Flückiger (*Grundriss*), and is employed in the "*Pharmacographia*" and in other valuable and instructive works. Its chief advantage, as far as Vegetable *Materia Medica* is concerned, is due to

the close chemical and physiological relations of the different parts of the same species, and in many instances of the different plants belonging to the same natural order. A synopsis of such classification will be found on pages ix to xxx.

4. But the primary object of Pharmacognosy or *Materia Medica*, as more especially adapted to the needs of the Pharmacist and the Druggist, is to enable us to recognize drugs, to determine their quality, to detect their adulteration, and to distinguish the characteristic elements of those which are closely allied. Organic drugs which resemble one another in physical and structural properties are thus naturally brought together; and the special properties of each are made the more prominent by comparison. Classifications based on these considerations have been elaborated by Berg, Schleiden, Flückiger (*Lehrbuch*), Wigand, and others, and for more than a quarter of a century such a system has formed the basis of instruction in *Materia Medica* in the Philadelphia College of Pharmacy. We have found it useful and instructive, and, with such modifications as we have thought desirable, we have adopted it in this work.

The medical properties and doses of the various drugs are briefly presented simply as matters of important information; but it is not the design of this treatise to give instruction in their therapeutical application.

The development of the different organs of plants and of the histological changes incident to their growth, and the botanical relations of the different natural orders and species of medicinal plants, are subjects which are foreign to the scope of our work. Their consideration is appropriate to a separate course as an introduction to the study of *Materia Medica* proper. The preparation of a suitable text-book is contemplated. Meanwhile, Gray's "Structural and Systematic Botany," Thomé's "Structural Botany," and Bentley's "Manual of Botany," will prove excellent books of reference and study for those who desire information, which it is not the object of this treatise to furnish on Vegetable Anatomy, Organography, and Systematic Botany.



A MANUAL
OF
MATERIA MEDICA.

PART I.
ANIMAL DRUGS.

THEY consist either wholly or in part of cellular tissue, except a few which are free from it. On being heated, they give off vapors having a peculiar animal empyreumatic odor, resembling the odor of burning horn or urine.

1. ANIMALS.

CANTHARIS.—CANTHARIDES.

Spanish flies.

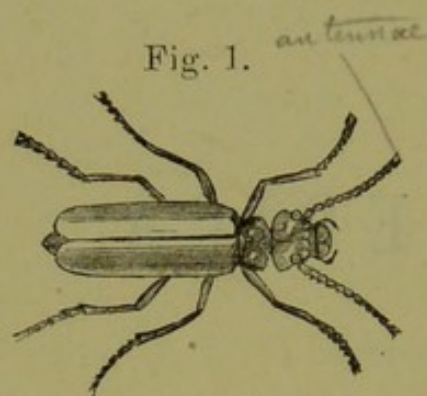
Cantharis (*Lytta*, *Fabricius*) *vesicatoria*, *De Geer*.

Class, Insecta; *order*, Coleoptera.

Habitat.—Southern and central Europe, mainly upon oleaceæ and caprifoliaceæ.

Collection.—By shaking the trees or shrubs, or beating the branches in the morning, and killing the insects with hot water or oil of turpentine.

Description.—About 25 millimeters (1 inch) long, and 6 millimeters ($\frac{1}{4}$ inch) broad, with filiform, in the upper



Cantharis vesicatoria.

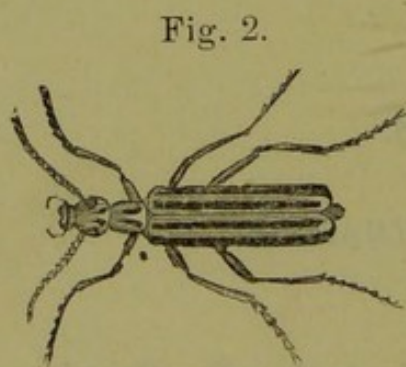
part, black antennæ, and ample membranous, brownish, transparent wings, otherwise of a copper-green color, shining, of a strong and disagreeable odor. They yield a grayish-brown powder, containing green, shining particles.

Cantharides should be preserved in well-closed vessels with the addition of a little camphor or oil of turpentine.

Constituents.—Cantharidin, $C_{10}H_{12}O_4$ (colorless scales or prisms, soluble in alcohol, ether, chloroform, fats, volatile oils, glacial acetic acid, also in water; sublimable), also fat, various extractives, salts, etc.

Valuation.—The powder is exhausted with chloroform or acetic ether, the solution evaporated, fat and coloring

matter removed by carbon disulphide; yield 0.4–0.5 per cent. cantharidin. It is with difficulty obtained in crystals from old cantharides; these may be treated with potassa and then with hydrochloric acid, or mixed with magnesia and water, dried, acidulated, deprived of oil by petroleum



Cantharis vittata.

benzin, and exhausted with chloroform, etc.

Other species.—Cantharis (*Epicauta*, *Fabricius*) *vittata*, *Latreille*, potato fly, indigenous to the United States; wing-cases black, each with a yellow margin, and a yel-

low stripe along the middle; contains, when fresh, 1.3 per cent. cantharidin.

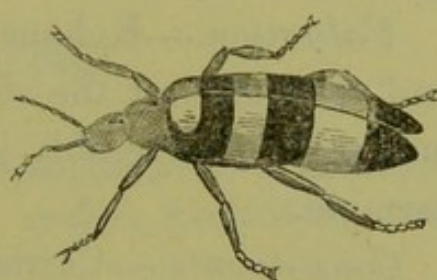
Mylabris cichorii, *Fabricius*, and *M. phalerata*, *Pallas*.

Chinese blistering flies. Indigenous to southern and eastern Asia; black, wing-cases with two bands and at the base with two spots; bands and spots orange-yellow; contain 1.0–1.2 per cent. cantharidin.

Properties.—Diuretic, aphrodisiac, acrid poison; externally, rubefacient, vesicant.

Dose, 0.01 to 0.07 gram (gr. $\frac{1}{6}$ –gr. j), mostly in form of tincture.

Fig. 3.



Mylabris cichorii.

COCCUS.—COCHINEAL.

Coccionella.

Coccus cacti, *Linné*.

Class, Insecta; *order*, Hemiptera.

Habitat.—Mexico and Central America, upon *Opuntia cochinillifera*, *Miller*, and other species.

Collection.—Cultivated; the wingless females, after fecundation, increase in size; they are brushed off from the plants and killed by hot water, or the heat of an oven.

Description.—About 5 millimeters ($\frac{1}{5}$ inch) long, oblong, angular, flat or concave beneath, and with 6 short legs, convex above, annulate and wrinkled, purplish-black or gray, yielding a dark red powder, odor faint, taste slightly bitter.

Fig. 4.



Coccus cacti.—Female insect, natural size; *a*, before, and *b*, *c*, after impregnation, dry, and soaked in water.

Granilla is an inferior kind, and consists of the smaller uncultivated insects.

Adulteration.—The silvery-gray cochineal with carbonate or sulphate of barium and lead; the black cochineal with graphites, ivory black, or manganese dioxide; on maceration in water the powders are separated.

Valuation.—Exhausting with boiling distilled water, and decolorizing the cold decoction with potassium permanganate, preferably in the presence of a little indigo-carmine.

Constituents.—Carminic acid, $C_{17}H_{18}O_{10}$ (purple, amorphous, very soluble in water, alcohol, and alkalies, precipitated purple by earths, yields, with dilute acids, sugar and carmine red, $C_{11}H_{12}O_7$), fat, mucilage, salts.

Properties.—Stimulant, antispasmodic, diuretic, chiefly used for its coloring-matter. *Dose*, 0.06 to 1 gram (gr. j–xv).

Carmine is the precipitate obtained from the decoction of cochineal with alum or cream of tartar.

BLATTA.—COCKROACH.

Blatta (*Periplaneta*, *Burmeister*) *orientalis*, *Linné*.
Class, Insecta; *order*, Orthoptera.

Habitat.—Asia, now found in most parts of the world, in kitchens and damp, warm rooms.

Description.—About 25 millimeters (1 inch) long, oblong, flat; reddish-brown or black-brown; antennæ long, filiform; head hidden beneath the prothorax; wings in the male long, in the female very short; odor very disagreeable.

Constituents.—Fetid oil, extractive, antihydropin (crystallizable, not diuretic).

Properties.—Diuretic. *Dose*, 0.3 to 0.6 gram (gr. v–x), in powder or tincture.

Other species of *Blatta* resemble the above in odor and perhaps in properties. *B. gigantea* of the West Indies is about 5 centimeters (2 inches) long. *B. americana* of North America is 25 to 30 millimeters (1 to $1\frac{1}{5}$ inch) long. *B. germanica* of Central Europe is 10 to 12 millimeters (about $\frac{1}{2}$ inch) long.

HIRUDO.—LEECH.

1. *Sanguisuga medicinalis*, *Savigny*; and, 2. *San. officinalis*, *Sav.* *Class*, Vermes; *order*, Annulata; *sub-order*, Apoda; *family*, Hirudinea.

Habitat.—1. Central and Northern Europe (Swedish or German leech); 2. Southern Europe (Hungarian leech); in fresh-water ponds.

Description.—Body 7 to 15 centimeters (3 to 6 inches) long, smooth, soft, round, somewhat flattened, narrowed towards both ends, composed of 90 to 100 rings; posterior end terminated by a broad disk, anterior end by a narrower disk, in the centre with the mouth, containing 3 jaws each with a double row of teeth; back olive-green or blackish-green, with 6 longitudinal stripes dotted with black; belly yellowish-green or olive-green—No. 1 with numerous black spots, No. 2 with a black line on each side, unspotted. No. 1 draws readily about its own weight of blood; No. 2 draws more, and a larger amount of blood will flow after the animal has fallen.

Preservation.—In clean river water in a shady place, free from noxious vapors; temperature 10° to 20° C. (50° to 68° F.); the bottom covered or the greater part of the vessel filled with pebbles, turf, moss, some charcoal.

Leeches gorged with blood should be kept by themselves, and not used for six months or more; they may be made to disgorge the blood by placing them for a short time in a solution of table salt.

Uses.—For local depletion.

2. EGGS.

OVUM.—EGG.

Origin.—*Gallus Bankiva*, var. *domesticus*, *Temminck*, s. *Phasianus Gallus*, *Linné*. *Class*, Aves; *order*, Gallinæ.

Habitat.—Java and CochinChina, domesticated.

The egg consists of the shell and lining membrane about 10 per cent., albumen 60, and yolk 30 per cent.

1. *Testa ovi*, *Egg-shell*.—Composed of 90–97 calcium carbonate, 1–5.7 calcium and magnesium phosphates, and 2–4.7 organic matter.

2. *Albumen ovi*, *White of egg*.—Weight 20 to 26 grams (zv–vjss). Contains 82–88 per cent. water and 12–18 per cent. solid constituents, mostly albumin, traces of fat, sugar, and extractive, and about 0.65 ash, of which 42 per cent. is KCl and 9 NaCl, the remainder being carbonates, phosphates, and sulphates of alkalies, calcium, magnesium, and iron.

3. *Vitellus ovi*, *Yolk*, *Yelk*.—Contains 48–55 water, 16 vitellin (a proteid related to casein, mixed with albumin), 30 fat, 1.5 inorganic salts (chlorides, sulphates, and phosphates of potassium, sodium, calcium, and magnesium), 0.42 cholesterin; also lecithin, coloring matter, lactic acid, sugar.

Properties and Uses.—Egg-shell is antacid. White of egg is nutritious, and used for the clarification of liquids and as an antidote to metallic poisons. Yelk is nutritious, and used for emulsifying oils and as a dressing for burns, etc.

3. ANASTOMOSING FIBROUS TISSUE.

SPONGIA.—SPONGE.

Origin.—*Spongia officinalis*, Linné. *Class*, Poriphera; *order*, Ceratospongiæ.

Habitat.—In the sea attached to rocks.

Collection.—By diving and cutting, or the inferior kinds by tearing from the rocks with a forked instrument. The gelatinous animal matter is removed by exposure and washing.

Description.—A framework consisting of long, elastic, ramifying, and anastomosing fibres, and traversed by numerous smaller or larger cavities and pores; yellowish, brownish, or brown; soluble in potassa solution with evolution of ammonia; charred by heating, giving off empyreumatic ammoniacal vapors.

The best kind is the soft, cup-shaped Turkey sponge, imported from the Red Sea and Mediterranean Sea. The coarser sheeps'-wool, Bahama, Florida, and Nassau sponges are obtained from the West Indies.

Constituents.—Spongin (slowly soluble in cuprammonium solutions; yields with H_2SO_4 leucin and glycocoll), various salts.

Uses.—For cleaning, absorbing liquids, dilating cavities (sponge-tents); for preparing *burnt sponge*, *spongia usta*, by heat in covered vessels (yield 30–35 per cent.; contains silica, potassium and sodium chloride and bromide, calcium carbonate and sulphate, and about 1.8 per cent. of iodine, combined with sodium and potassium).

Am Spongin. Ph. Journ. 1888. p. 165

4. MEMBRANOUS TISSUE AND GELATINS.

ICHTHYOCOLLA.—ISINGLASS.

Colla piscium. Russian isinglass.

Origin.—*Acipenser Huso*, *Linné* (belugo); *Ac. Güldenstädtii*, *Brand et Ratzeburg* (osseter); *Ac. ruthenus*, *Linné* (sterlet); *Ac. stellatus*, *Pallas* (sewruga). *Class*, Pisces; *order*, Sturiones.

Habitat.—Caspian and Black Seas and tributary rivers.

Preparation.—The swimming bladder is cut, washed, and dried.

Description.—In separate sheets (leaf isinglass), several sheets folded together (book isinglass), or rolled and folded into various forms (staple isinglass), of horny or pearly appearance, whitish, or yellowish, semi-transparent, iridescent, inodorous, insipid; almost completely soluble in boiling water and in boiling diluted alcohol. The solution in 24 parts of hot water forms, on cooling, a transparent jelly.

Other kinds.—American isinglass. The sounds of *Gadus merluccius*, *Linné* (hake), and *Otolithus regalis*, *Cuvier* (weak fish), dried in thin sheets or ribbons.

Purse or pipe isinglass. Fish sounds dried without being cut open.

Japanese or Chinese isinglass is prepared from *Eucheuma spinosum*, *Agardh*, and other algæ.

Constituents.—Gelatin (glutin) with 2 (the inferior kinds sometimes 30) per cent. of membrane and 0.5 per cent. of salts.

Properties.—Emollient, nutritive, externally as a protective.

GELATINA.—GELATIN.

Preparation.—Bone, cartilage, skins, tendons, and ligaments are boiled in water until dissolved, and the resulting jelly is dried in the air.

Properties.—Thin, transparent sheets, or porous and opaque layers, or shreds; the solution in hot water is colorless and inodorous. Inferior kinds of gelatin are called glue. Its solution is not precipitated by dilute acids, alum, lead acetate, and ferric chloride; it is precipitated by tannin.

Composition.—Glutin contains about 50 per cent. C, 18 N, 6.5 H, 25 O, and 0.5 S. *Chondrin* resembles gelatin, and is obtained from the cartilages of the ribs and other non-ossifying cartilages; its solution is precipitated by tannin and by the reagents mentioned above.

Properties.—Emollient, nutritive, externally as a protective.

5. SECRETIONS AND EXCRETIONS.

a. Friable, not Fusible.

MOSCHUS.—MUSK.

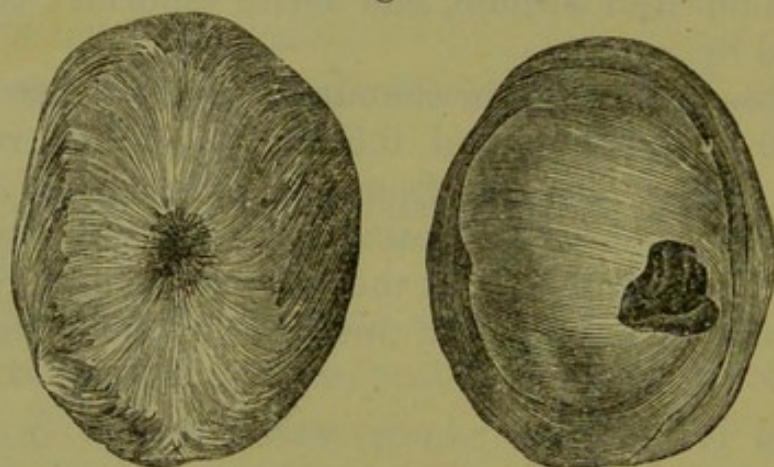
Origin.—From the preputial follicles of the male animal, *Moschus moschiferus*, *Linné*. *Class*, Mammalia; *order*, Ruminantia.

Habitat.—Central Asia.

Description.—Irregular crummy, somewhat unctuous grains, dark reddish-brown, of a peculiar penetrating and persistent odor and bitterish taste. It is contained

in oval or roundish sacs about 5 centimeters (2 inches) in diameter; on one side invested with a smoothish membrane, on the other side covered with stiff, appressed, grayish hairs concentrically arranged around two orifices near the centre; in the muscular coat with a portion of the thin penis. Strong alcohol dissolves about one-tenth the weight of musk; the tincture is light brownish-yellow, and on the addition of water becomes slightly turbid.

Fig. 5.



Chinese musk-sac.

Lower surface.

Upper surface.

Water dissolves about one-half the weight of musk, the solution being deep brown, faintly acid, and strongly odorous. The secretion, freed from skin and hairs, on ignition, gives off a somewhat urine-like odor, and leaves 6 to 8 per cent. of a gray ash.

Varieties.—Chinese, Thibet or Tonquin musk is the best variety. Siberian or Russian musk is sometimes scarcely inferior, but often in flat oval sacs with thin and light hairs, the secretion compact and less aromatic (Cabardine musk). Bucharian and Assam musk is in small sacs, often with portions of the hide adhering.

Constituents.—Ammonia, an acid, cholesterin, fat, wax, gelatinous and albuminous principles. The odor-

ous principle has not been isolated. Camphor, hydrocyanic acid, oily seeds, etc., remove the odor of musk.

Properties.—Diffusible stimulant, aphrodisiac, antispasmodic. *Dose*, 0.3 to 0.6 gram (gr. v-x), in powder, pills, or enema.

Substitutions and Adulterations.—Artificial musk bags, having none of the characters described, or the secretion partly replaced by dried blood, resin, lead, and other substances.

CASTOREUM.—CASTOR.

Origin.—From the preputial follicles of both the male and female animals Castor Fiber, *Linné*. *Class*, Mammalia; *order*, Rodentia.

Habitat.—Northern hemisphere, between 33° and 68° north latitude.

Description.—Follicles in pairs, each about 75 millimeters (3 inches) long, club-shaped, or narrow pyriform, wrinkled, brown or blackish; the inner coat iridescent, glandular, and much folded; the contents brown, hard, friable, of a peculiar odor, and of a bitter, rather acrid and nauseous taste. Alcohol dissolves about one-half of the weight of castor, the tincture being of a brown color. The decoction with water has a light brownish-yellow color, becomes turbid on cooling, and acquires a dark color with ferric chloride.

Varieties.—American or Canadian Castor. Weight of follicles between 30 and 125 grams (1 and 4 oz.); the membranes adhering firmly, the contents often rather glossy. Russian or Siberian Castor. Subglobular or roundish pyriform; weight, 75 to 250 grams (2½ to 8 oz.);

the outer membranes rather readily separable; the contents dull brown, of a more agreeable odor. The Russian variety is very rare.

Constituents.—Volatile oil, containing carbolic acid, 1 to 2 per cent., bitter resinous substance 14 to 58 per cent., castorin (colorless fusible needles), salicin, cholesterolin, etc.; ash about 3.5 per cent.

Adulterations.—The secretion of castor sacs from diseased animals, is sometimes of a brownish-gray color, and may contain over 50 per cent. of calcium carbonate. Adulterations with earthy matters, resin, blood, etc., are rare.

Properties.—Stimulant, antispasmodic, emmenagogue.
Dose, 0.6 to 2 grams (gr. x-xxx).

PEPSINUM.—PEPSIN.

Origin.—The mucous membrane of the stomach of the hog, *Sus scrofa*, *Linné* (order, Pachydermata), the sheep, *Ovis Aries*, *Linné* (order, Ruminantia), or the calf, *Bos Taurus*, *Linné* (order, Ruminantia). *Class*, Mammalia.

Habitat.—Domesticated.

Preparation.—By maceration or digestion in water and precipitation with sodium chloride.

Properties.—The dried membrane forms a light-brown powder. Precipitated pepsin is translucent brownish or brownish-yellow. Saccharated pepsin is mixed with milk sugar, and is an opaque, whitish, or pale-yellowish powder. It is insoluble in alcohol, almost completely soluble in water (syntonin insoluble), curdles milk, and is altered by alkalies.

Test.—Digested at 38° C. (100° F); for 6 hours a

slightly opalescent solution is obtained from 1 saccharated pepsin, 500 water, and 7.5 hydrochloric acid.

Use.—In dyspeptic disorders. *Dose*, 0.5 to 1 gram (gr. viij–xv).

b. Fusible or Soft.

AMBRA GRISEA.—AMBERGRIS.

Origin.—Found floating on the sea; a morbid excretion in the intestines of *Physeter macrocephalus*, *Linné*.

Class, Mammalia; *order*, Cetacea.

Habitat.—Indian and Southern Pacific Oceans.

Description.—Fusible in hot water; in the cold friable, gray or brown-gray, streaked and dotted; sp. grav. .91; of a peculiar fragrance, nearly tasteless; soluble in ether, volatile oils, and hot alcohol; insoluble in potassa solution.

Constituents.—Ambreïn, 85 per cent. (white, tasteless, fusible needles); balsamic extractive, etc.

Tests.—Heated upon platinum foil, no acrid vapors are evolved, and only a small residue is left.

Properties.—Stimulant, antispasmodic. *Dose*, 0.3 to 1 gram (gr. v–xv). Mostly used in perfumery.

HYRACEUM.—HYRACEUM.

Origin.—From the Klipdas, *Hyrax capensis*, *Cuvier*.
Class, Mammalia; *order*, Hyracoidea.

Habitat.—Southern Africa.

Description.—Black brown, tough and plastic, partly soluble in water, less soluble in alcohol and ether; when warmed, of a castor-like odor; taste, bitter nauseous. It has been regarded by some as the dried urine, by others as the feces of the animal.

Constituents.—Volatile oil, resin, fat, various acids and salts.

Properties.—Stimulant, antispasmodic. *Dose*, 0.3 to 1 gram (gr. v-xv).

CIVETTA.—CIVET.

Zibethum.

Origin.—From glands in a pouch between the anus and genitals of the male and female animals. 1. *Viverra Zibetha*, *Schreber*, and, 2. *Viv. Civetta*, *Schreber*. *Class*, Mammalia; *order*, Carnivora.

Habitat.—1. Southern Asia, and, 2. Africa.

Description.—Unctuous, fresh yellowish, afterwards brown, fusible; almost insoluble in water, soluble in hot absolute alcohol, partly soluble in ether; odor strong, resembling musk; taste, bitterish acrid, nauseous.

Constituents.—Volatile oil, fat, resinous and coloring matters, salts.

Properties.—Stimulant, antispasmodic. *Dose*, 0.3 to 1 gram (gr. v-xv). Used in perfumery.

c. Liquid.

SANGUIS.—BLOOD.

Origin.—The arterial fluid of the ox, *Bos Taurus*, *Linne*. *Class*, Mammalia; *order*, Ruminantia.

Habitat.—Domesticated.

Properties.—Red, opaque; sp. grav. 1.05; odor peculiar; contains blood corpuscles in suspension; coagulates on exposure, separating the clot, cruor, from the liquid or serum. Evaporated, it forms extractum sanguinis or pulvis sanguinis.

Constituents.—Water about 78, albumen 7, fibrin 4, salts 9, corpuscles and other constituents about 13 per

cent. The red color is due to hæmoglobin. The salts are chlorides, phosphates, and sulphates, of alkalies, calcium, and magnesium.

Properties.—Restorative. *Dose* of dried blood 0.5 to 1 gram (gr. viij–xv).

LAC.—MILK.

Lac vaccinum.

Origin.—From the mammary glands of the cow, *Bos Taurus*, *Linné*. *Class*, Mammalia; *order*, Ruminantia.

Habitat.—Domesticated.

Description.—White, opaque, sp. grav. 1.030; odor slight; taste, bland and sweet.

Constituents.—Water 87, solids 13, consisting of albuminoids 4.1, fat 4.0, milk sugar 4.2, and salts, chiefly phosphates with some chlorides, 0.7. The fat is emulsified by the albuminoids (casein and lactoprotein).

Derivatives.—Cremor lactis, cream. The fat rising to the surface on standing, containing some albuminoids and serum.

Skim milk. The white liquid from which the cream has been removed, containing the albuminoids, sugar, and salts; taste bland.

Buttermilk, lac ebutyratum. The opaque liquid separated in churning the cream; contains the albuminoids, sugar, and salts; of a slight acidulous taste.

Butter, Butyrum; see Fats.

Milk sugar, Saccharum lactis; see Sugars.

Whey, Serum lactis. The opalescent liquid separated from milk after removing the albuminoids and fat, either by rennet (serum lactis dulce) or by acids or acid salts (ser. lact. acidum, aluminatum, tamarindatum, etc.). It contains the sugar and salts, also the acid or salt added.

Properties.—Nutritious.

FEL BOVIS.—OX GALL.

Fel bovinum; Fel tauri.

Origin.—From the gall-bladder of the ox, Bos Taurus, Linné. *Class*, Mammalia; *order*, Ruminantia.

Habitat.—Domesticated.

Description.—A viscid liquid, greenish or brownish-green; sp. grav. 1.02; neutral or faintly alkaline; odor peculiar; taste sweetish, very bitter, and nauseous; produces with sugar and strong sulphuric acid a deep red and purple color (Pettenkofer's test).

Constituents.—Water about 90 per cent., solids 10 per cent., consisting of mucilage (precipitated by 2 volumes of alcohol), bilirubin (cholepyrrhin) $C_{16}H_{13}N_2O_3$, and other coloring matters, cholesterin $C_{26}H_{44}O$, and salts, among them the sodium salts of two bitter acids, glycocholic (cholic) and taurocholic (choleic) acid; both acids give Pettenkofer's reaction, and, on being boiled with alkalies, yield cholic (cholalic) acid and, the former, glyocol; the latter, taurin.

Derivatives.—Evaporated to the consistence of an extract (fel bovis inspissatum). Purified by precipitation with alcohol, then evaporated (fel bovis purificatum s. depuratum).

Properties.—Tonic, laxative. *Dose* (of inspissated bile), 0.3 to 1 or even 4 grams (gr. v-xv-5j).

6. CALCAREOUS SKELETONS AND CONCRETIONS.

Almost wholly soluble, with effervescence, in hydrochloric acid.

CORALLIUM.— ORAL.

Origin.—1. *Oculina virginea*, *Lamarck*, and 2. *Corallium rubrum*, *Lamarck*. *Class*, Polypiphera.

Habitat.—Mediterranean and Atlantic Ocean.

Description.—Hard, cylindrical, branching pieces, with a more or less uneven, porous, and striate surface and a radiating interior, frequently hollow, inodorous, tasteless, white (from No. 1) or red (from No. 2).

Constituents.—Animal matter 7.75, calcium carbonate 83.25, magnesium carbonate 3.50, ferric oxide 4.25 (in red coral).

Properties.—Antacid. *Dose*, 0.3 to .2 grams (gr. v-xxx). Used in tooth powders.

OS SEPIÆ.—CUTTLEFISH BONE.

Origin.—The calcareous bone of *Sepia officinalis*, *Linne'*. *Class*, Cephalopoda; *order*, Decapoda.

Habitat.—Mediterranean and Atlantic Ocean.

Description.—White, oval, oblong, 10 centimeters (4 inches) or more in length, flattened; both sides convex; outer surface smoothish, hard; the remainder porous and friable, inodorous; taste, earthy, somewhat saline.

Constituents.—Animal matter, 10–15 per cent.; the remainder calcium carbonate, with little sodium chloride and traces of calcium phosphate and magnesia.

Properties.—Antacid, mostly used in tooth powders.

TESTA.—OYSTERSHELL.

Conchæ, s. testa ostreæ.

Origin.—The bivalved shell of *Ostrea edulis*, *Linné*.

Class, Acephala (Conchifera); *order*, Lamellibranchia.

Habitat.—Coast of the Atlantic and Indian Oceans.

Description.—Irregular roundish, oblong or obovate; hinge toothless; valves composed of imbricate foliaceous layers, externally rough, inner surface smooth, glossy, and white.

Constituents.—Animal matter 0.5–4.5 per cent., the remainder calcium carbonate, with a small proportion of calcium phosphate and sulphate, magnesia, alumina, ferric oxide, and silica.

Properties.—Antacid. *Dose*, 0.3 to 2 grams (gr. v–xxx).

TESTA OVI.—EGGSHELL.

(See page 30.)

CALCULI CANCRORUM.—CRABS' STONES.

Lapides, s. lapilli, s. oculi cancerorum, crabs' eyes.

Origin.—Concretions in the stomach of *Astacus fluviatilis*, *Fabricius*, s. *Cancer Astacus*, *Linné*. *Class*, Crustacea; *order*, Decapoda.

Habitat.—Northern temperate zone, in rivers.

Description.—Circular, 3 to 10 millimeters ($\frac{1}{8}$ to $\frac{3}{8}$ inch) in diameter; plano-convex; the upper side with a concentric groove; white, hard; in boiling water rose-red; on treatment with hydrochloric acid, leaving a cartilaginous plano-convex mass; inodorous, tasteless.

Constituents.—Animal matter, 12–15 per cent.; calcium carbonate, 63; calcium phosphate, 17; the remainder, magnesium phosphate and sodium salts.

Properties.—Antacid. *Dose*, 0.3 to 2 grams (gr. v–xxx).

Substitutions.—Factitious crabs' stones, treated with hydrochloric acid, leave little or no residue.

OS.—BONE.

Origin.—The skeleton of vertebrate animals.

Description.—White, smooth, internally more or less porous, insoluble in water, soluble in hydrochloric acid, leaving a gelatinous mass.

Constituents.—40 to 67 per cent. of calcium phosphate, including 5 to 10 per cent. of calcium carbonate, 1 to 2 per cent. of magnesium phosphate, and other salts. The organic ossein, yields gelatin on being boiled with water. On dry distillation, Dippel's animal oil is obtained, containing pyridine, picoline, and other bases.

Uses.—For preparing boneblack (animal charcoal) and phosphates.



PART II.

CELLULAR VEGETABLE DRUGS.

THESE consist of plants and parts of plants—all being composed of one or more kinds of cells.

1. ROOTS.—RADICES.

A root is the descending axis of a plant, and resembles the ascending axis or stem, but is destitute of leaves, and consequently does not branch by the growth of axillary buds. The pith found in the stem of dicotyledons usually descends only a short distance into the main or tap root, and the epidermis of even young roots becomes uneven and obliterated by the formation of cork; with these exceptions, the tissues of the root and their arrangement resemble those of the stem. Roots are destitute, or nearly so, of chlorophyll.

Annual roots, separated from the other portions of the plant, are not employed in medicine; the officinal roots derived from biennial or perennial herbs emanate from a short crown (base of stem) bearing leaf scars and producing buds, the crown being several- or many-headed in perennial roots; the roots of shrubs and trees are destitute of such a crown. In the monocotyledons the tap root is commonly not developed, but in its place appear a number of adventitious roots (rootlets) of about equal

thickness and length, and usually not branched, though frequently beset with fibres. Adventitious roots are also met with in dictyledons, and emanate, as in the monocotyledons, from the base or other parts of the stem, or from the rhizome. But the dicotyledonous roots which are medicinally employed consist generally of the main or tap root and its branches—in some cases of the latter alone. The branches at their base are often but little thinner than the main root from which they emanate, and, like the latter, are tapering towards the tip.

Histology.—The rootlets of monocotyledons (see *Sarsaparilla*) consist of a circle of parenchyme, which is followed by the nucleus sheath or endoderm, formed of one or sometimes two rows of thick-walled cells, and inclosing an irregular circular layer, containing a few or numerous small fibro-vascular bundles, which are never arranged in wedge-shaped rays; the centre of the rootlets is often occupied by parenchyme tissue, similar in character to that of the outer layer.

The roots of dicotyledons consist of bark, the outer layer of which is cork, followed by parenchyme, and an inner layer of bast tissue, traversed by more or less distinct medullary rays. A cambium layer containing the newly forming cells and indicated in the dried root as a dark line, separates the bark from the wood, the bundles of which are wedge-shaped, and separated from one another by medullary rays. The central pith is mostly minute or nearly wanting, except in the upper part, and occasionally for some distance in the main root; in the latter case, it becomes considerably thinner towards the tip.

Classification.

Sect. 1. Monocotyledonous Roots (Rootlets).

- Orange-brown; outer layer mealy or horn-like;
taste acrid. Sarsaparilla.
- Pale brownish; outer layer spongy; taste pun-
gently aromatic. Vetiveria.

Sect. 2. Dicotyledonous Roots (Tap roots and branches).

I. Fleshy roots: wood either soft or wood bundles thin, with broad medullary rays.

1. Free from starch and inulin.

- Taste acrid; externally keeled; wood not
cylindrical. Senega.
- red-brown; wood yellowish, not radiate. Saponaria.
- light brownish-gray; wood whitish, radi-
ate. Saponaria
levantica.
- Taste bitter; wood bundles thin; inner bark
radiate; yellowish-brown. Gentiana.
- pale orange-brown. Fraxea.
- Taste mucilaginous; externally brown-black. Symphytum.

2. Free from starch, but containing inulin.

- Taste bitter; laticiferous vessels in bark form-
ing concentric circles. Taraxacum.
- laticiferous vessels in bark in radiating
lines. Cichorium.
- Taste acrid, burning; resin cells forming
concentric circles in bark and medullary
rays. Pyrethrum.
- resin cells in bark only (root thin). Pyrethrum
German.

- Taste aromatic; resin cells numerous, scat-
tered; wood bundles small. Inula.

- Taste mucilaginous and bitter; neither resin
cells nor milk vessels; wood and bark
radiate. Lappa.

3. Containing starch.

a. With laticiferous vessels in bark.

- Cork orange-brown; bark thin; laticiferous
vessels few. Asclepias
tuberosa.

- | | |
|--|---------------------------|
| Light brown; subcylindrical; bark thick; wood porous, yellowish. | Apocynum
cannabinum. |
| Pale yellowish-brown; subcylindrical; internally white. | Euphorbia
Ipecacuanha. |
| Cork blackish; internally whitish. | Euphorbia
corollata. |
| <i>b.</i> With radiating rows of resin cells in bark. | |
| Root stock short, divided into numerous long rootlets; resin cells large. | Angelica. |
| Root nearly simple, with several stout branches; resin cells small. | Angelica
triquinata. |
| with several long branches; resin cells small. | Levisticum. |
| (brown cork removed) whitish; wood white. | Laserpitium. |
| brown-yellow; wood yellow, porous, in branching rays. | Pimpinella. |
| brownish-yellow; resin cells in numerous approximate rows. | Petroselinum. |
| brown-gray; resin cells irregular in thin bark and thick pith; wood bundles small. | Imperatoria. |
| In sections; tough; resin cells in irregular rows; wood bundles irregularly matted. | Sumbul. |
| <i>c.</i> Resin cells not radiating. | |
| Tuberous, napiform; resin cells in broad and narrow concentric circles. | Jalapa
(see Tubers). |
| Root forked below; yellowish; resin cells in bark in concentric circles. | Panax. |
| Root large, somewhat branched; gray-brown; internally pinkish; resin cells scattered. | Stillingia. |
| Root large, nearly simple; brown-gray; internally whitish; resin cells scattered. | Ipomœa
pandurata. |
| <i>d.</i> Neither resin cells nor laticiferous vessels. | |
| Very pungent; cylindrical; used fresh. | Armoracia. |
| Taste acrid; grayish; wood wedges short, numerous, in several circles. | Phytolacca. |
| Taste bitter; grayish-white; wood bundles small, in numerous circles, and forming many rays; usually in disks. | Bryonia. |

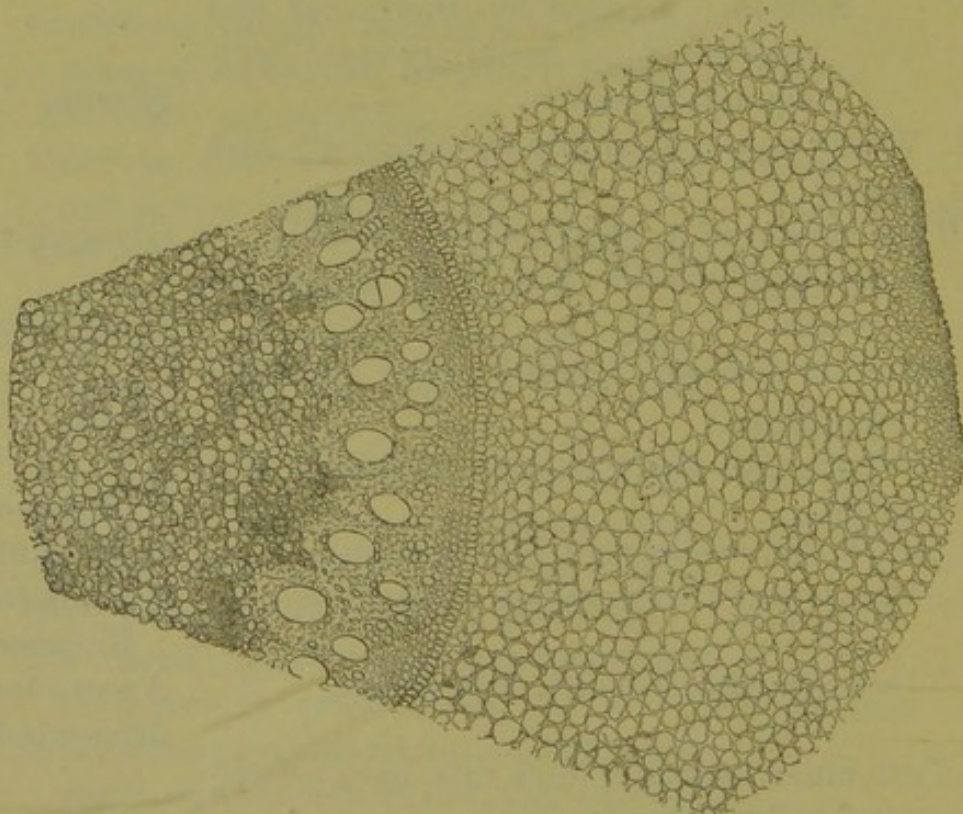
Taste mucilaginous, bitter, and astringent; grayish; wood-bundles irregular; mostly in disks or sections.	Nymphæa.
Taste acrid and bitter; cork gray-brown; internally whitish, no bast fibres; wood yellow, porous.	Belladonna.
Taste mucilaginous, insipid; (brown cork removed) white, with long bast fibres.	Althæa.
Taste sweetish, slightly acrid; deep red; thin or in powder; red color soluble in water.	Rubia.
Taste slight; bark scaly, friable, dark purple; red color insoluble in water.	Alkanna.
Taste astringent; purplish brown; internally reddish.	Heuchera.
Taste mucilaginous and bitter: In sections; grayish, and pale yellow; wood-bundles in distant circles.	Calumba.
Fusiform, yellowish-brown; medullary rays reddish.	Rumex.
Fusiform, brown-red; medullary rays red.	Rhaponticum.
Sections; marbled by interrupted and interwoven red medullary rays; radiate near cambium.	Rheum.
II. Woody roots: wood firm and medullary rays narrow.	
Taste sweet; color tawny-yellow internally. inner bark whitish and with laticiferous vessels.	Glycyrrhiza.
Taste bitterish and sweetish; color yellowish internally.	Hemidesmus.
Taste sweetish and pungent; externally pale brown.	Abrus.
Taste bitter, nauseating; bark annulate. bark more or less annulate, resin-dotted.	Hydrangea.
	Ipecacuanha.
	Gillenia (see Rhizomes).
bark wrinkled, contains milk vessels.	Apocynum androsæmifolium.
Taste bitter, aromatic; bark thin, light brown; wood yellowish-white, hard.	Gelsemium.

Taste spicy ; wood pale reddish-brown.	Sassafras (see Woods).
Taste bitter ; wood in irregularly concentric circles ; pale brown.	Pareira.
wood yellow ; bark foliaceous, loose, yellow.	Berberis.
bark firm, yellow.	Berberis aquifolium (see Rhizomes).
Taste bitterish, somewhat acrid ; brown ; wood white, indistinctly rayed.	Baptisia.
Taste astringent ; reddish-brown ; wood wedges narrow, yellowish.	Statice.
rust-brown ; wood reddish.	Ceanothus.
rust-brown or purplish-brown ; wood brownish.	Krameria.

SARSAPARILLA.—SARSAPARILLA.

Origin.—*Smilax officinalis*, *Kunth*, *S. syphilitica*, *Kunth*, *S. medica*, *Schlechtendal*. *Natural order*, Smilacæ.

Fig. 6.



Mexican sarsaparilla.—Transverse section, microscopic appearance.

Habitat.—Tropical America from Mexico to Brazil.

Description.—Very long, cylindrical, about 5 millimeters ($\frac{1}{4}$ inch) thick, longitudinally wrinkled, grayish-brown or orange-brown externally, white and mealy or somewhat horny internally, with a circular zone of wood-bundles around a central layer of parenchyme (pith); nearly inodorous; taste mucilaginous, bitterish, acrid. The thick woody, knotty rhizome, if present, should be removed.

Fig. 7.

Honduras
sarsaparilla.

Fig. 8.

Mexican
sarsaparilla.

Fig. 9.

Rio Negro
sarsaparilla.

Fig. 10.

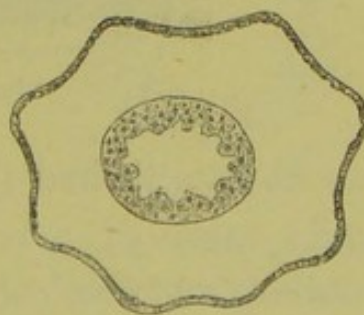
Jamaica
sarsaparilla.

Sections through and near nucleus sheath, magnified 80 diam.

Structure.—Epidermis, subcuticular layer (2 or more rows of cells with thickened walls), parenchyme (so-called bark), nucleus sheath (1 row of thick-walled cells), wood zone, and central parenchyme (pith).

Varieties.—*a*. Non-mealy sarsaparillas. The parenchyme

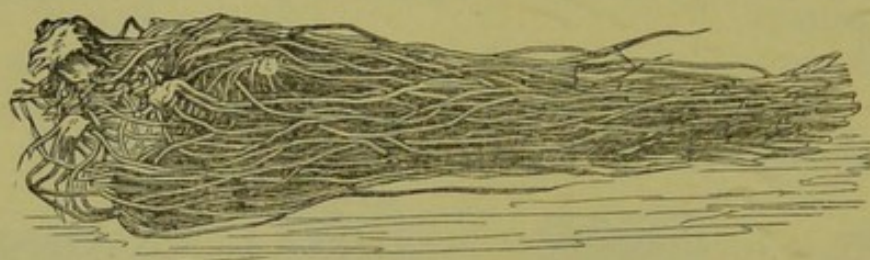
Fig. 11.

Mexican sarsaparilla,
magnified 3 diam.

cells contain mostly a pasty mass, more rarely starch granules.

1. *Mexican sarsaparilla*. The long roots folded back over the rhizome, to which portions of the stem are often attached. Roots deeply wrinkled, with some fibres, brown-gray from adhering earth; woody and medullary

Fig. 12.

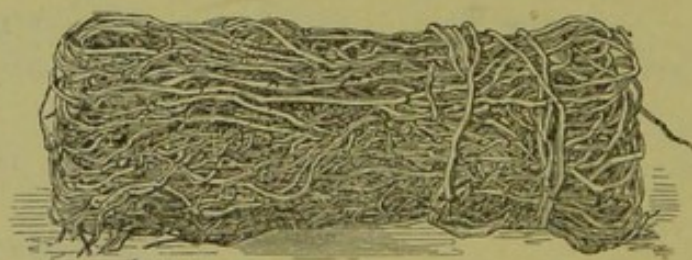


Mexican sarsaparilla.

zones nearly equal in width, and about half as broad as the cortical layer; nucleus sheath with the cells radially elongated, the inner cell-walls thickest. In the market as *Vera Cruz* and *Tampico sarsaparilla*.

2. *Jamaica sarsaparilla*. In loose bundles with or without the rhizome; resembles the preceding, but has

Fig. 13.



Jamaica sarsaparilla.

more fibres attached (*bearded sarsaparilla*), and surface usually more of a red tint, and less deeply wrinkled; medullary and cortical layers broader than the woody zone. Caracas sarsaparilla is probably derived from the same plant.

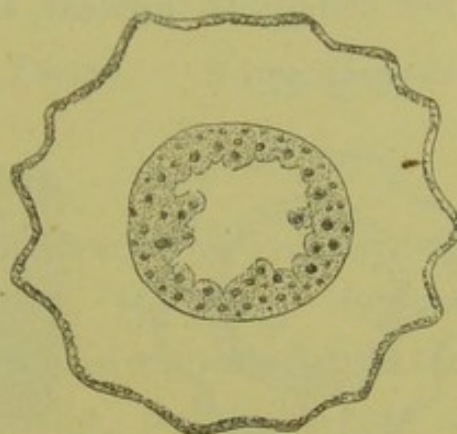
b. Mealy sarsaparillas.

The parenchyme cells contain starch granules, or occasionally a pasty mass.

3. *Honduras sarsaparilla*.

In subcylindrical bundles, tied with a root and rounded at the ends by the roots being folded back. Roots rather finely wrinkled, with few fibres, brown or gray-brown from adhering earth. Cortical and medullary layers and woody zone about alike in thickness, or the latter somewhat thinner; cells of the nucleus sheath nearly square, with large apertures, and the cell-walls evenly thickened.

Fig. 14.



Jamaica sarsaparilla, magnified 4 diam.

Fig 15



Honduras sarsaparilla.

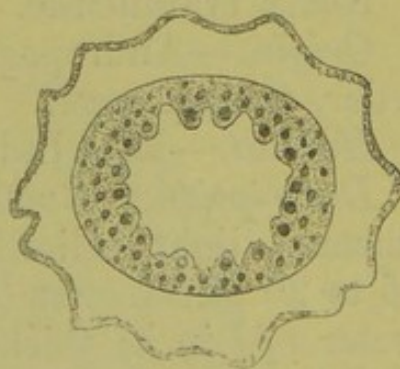
4. *Rio Negro sarsapilla*

(also called *Para* and *Lisbon sarsaparilla*).

In large cylindrical rolls, neatly tied with the stem of a climbing plant, and evenly cut off at both ends.

Roots finely wrinkled, dark brown or blackish-brown from adhering earth; cortical layer thick; woody zone narrow; medul-

Fig. 16.

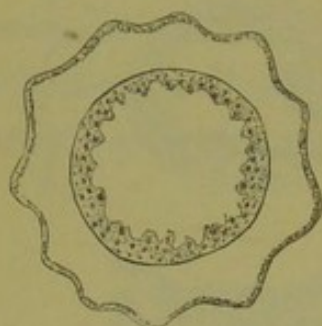


Honduras sarsaparilla, magnified 3 diam.

lary layer as broad as the cortical layer, or broader; cells


of the nucleus sheath somewhat radially elongated, the inner cell-walls thickest, the aperture small.

Fig. 17.



Rio Negro sarsaparilla.
Section, magnified 3 diam.

Fig. 18.



Rio Negro or Para sarsaparilla;
portion of bundle.

Constituents.—Parillin (smilacin, parillic acid), trace of volatile oil, starch, resin, coloring matter. Parillin is soluble in hot water and alcohol, insoluble in ether, has an acrid taste, is a glucoside, and closely resembles saponin. When quite pure it crystallizes in scales; boiled with dilute acids it is split into sugar and parigenin, crystallizing in scales from alcohol.

Medical properties.—Regarded as an alterative. *Dose*, 2 to 8 grams (℥ss–℥ij).

VETIVERIA.—VETIVERT.

Radix Ivarancusæ.

Origin.—*Andropogon muricatus*, *Retzius*. *Natural order*, Graminaceæ.

Habitat.—East India.

Description.—Rootlets emanating from a short thin rhizome, light yellowish-brown, somewhat wavy, about 15 to 20 centimeters (6 to 8 inches) long, about 1 millimeter ($\frac{1}{25}$ inch) thick, tough, aromatic, balsamic. The bark has large air passages, and a number of resin cells.

Constituents.—Volatile oil and resin.

Medical properties.—Tonic, stimulant; almost exclusively used in perfumery for sachet powders, etc.

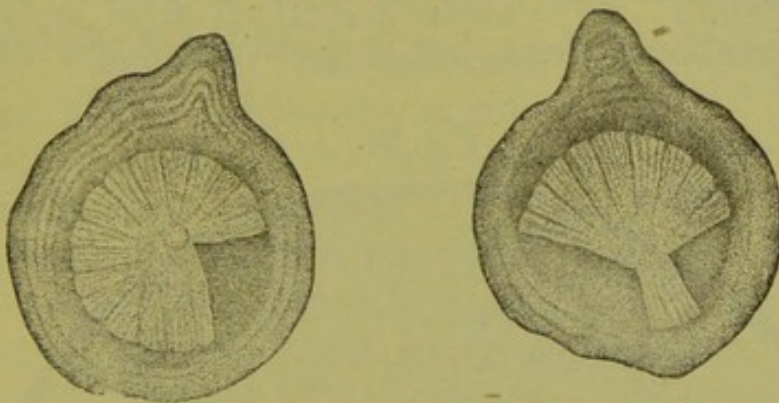
SENEGA.—SENEKA.

Origin.—*Polygala Senega*, *Linné*. *Natural order*, Polygalaceæ.

Habitat.—United States.

Description.—About 10 centimeters (4 inches) long, with a very knotty crown, and spreading tortuous branches, keeled when dry, fleshy and round after having been soaked in water; externally, yellowish-gray or brownish-yellow; bark whitish within, sweetish, after-

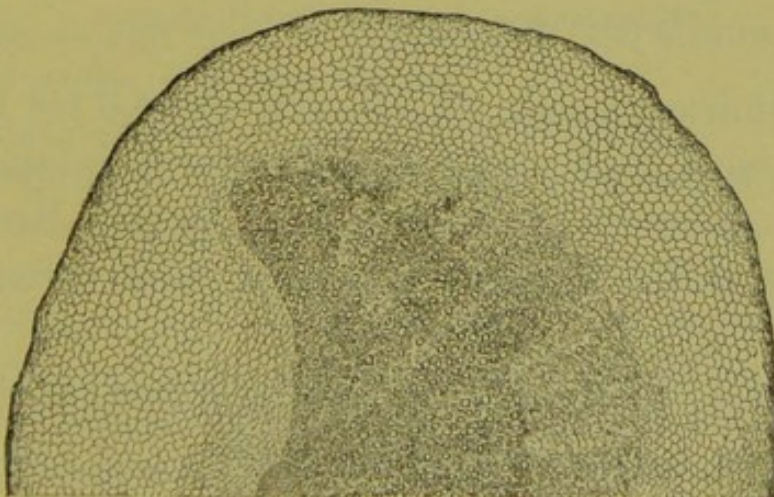
Fig. 19.



Senega.—Transverse sections, magnified.

ward acrid, inclosing an irregular porous, yellowish, less acrid or nearly tasteless wood; odor slight, but unpleasant.

Fig. 20.




Senega root, magnified 18 diam.

Structure.—Bark thick; the small-celled inner bark present only on one side, taking the place of more or less of the outer bark, and on drying forming the keel; no bast fibres present; wood circular near the crown, below consisting of various shaped segments and rays; medullary rays delicate.

Constituents.—Polygalic acid (senegin), 5 per cent. fixed oil (containing virginic acid), pectin, coloring matter. Polygalic acid resembles saponin, dissolves in water and diluted alcohol, and is nearly insoluble in absolute alcohol.

Substitution.—The root of *Pol. Boykinii*, *Nuttall*, closely resembles senega, but is destitute of the keel, and

Fig. 21.



False senega root, magnified 10 diam.

has a cylindrical wood. It contains about 3 per cent. of polygalic acid, and yields a light-colored infusion and tincture. A northern variety of *Polygala Senega* is frequently thick, large, and less tortuous, often light colored.

Properties.—Expectorant, emetic, somewhat diuretic.
Dose, 0.2 to 1.5 grams (3 to 22 grains).

SAPONARIA.—SOAPWORT.

Origin.—The root of *Saponaria officinalis*, *Linné*.
Natural order, Caryophyllaceæ.

Habitat.—Central and Southern Europe, naturalized in North America.

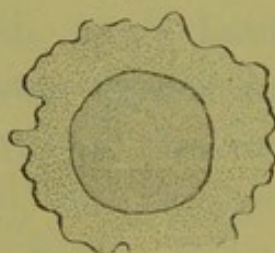
Description.—About 25 centimeters (10 inches) long, 2 to 4 millimeters ($\frac{1}{12}$ to $\frac{1}{8}$ inch) or more in thickness, nearly cylindrical, longitudinally wrinkled, rust-brown, internally whitish with a rather thick bark containing numerous small white crystal cells, and a pale yellow medullium, with indistinct medullary rays; inodorous; taste sweetish, somewhat bitter, persistently acrid.

Old woody roots and the long thin runners are rarely collected.

Constituents.—Saponin, mucilage, a little resin. Saponin, $C_{32}H_{54}O_{18}$, is a white powder, sternutatory, soluble in hot water and alcohol, the aqueous solution foaming like soap-water; by acids it is split into sugar and crystallizable *sapogenin*, which is sparingly soluble in water.

Properties.—Alterative, resembling sarsaparilla.

Fig. 22.



Saponaria.

Transv. sec. 3 diam.

SAPONARIA LEVANTICA.—LEVANT SOAPROOT.

Origin.—The root of *Gypsophila Struthium*, *Linné*.
Natural order, Caryophyllaceæ.

Habitat.—Basin of the Mediterranean.

Description.—Simple, 25 to 40 centimeters (10 to 16 inches) long, 2 to 5 centimeters ($\frac{3}{4}$ to 2 inches) thick, somewhat fusiform, with longitudinal wrinkles and transverse ridges; light brownish-gray, internally whitish, with a thickish bark and a whitish medullium containing numerous medullary rays, and rather narrow wood-wedges; inodorous; taste sweetish, persistently acrid.

Constituents and Properties.—Similar to the preceding; mostly used in washing silk and other fabrics.

GENTIANA.—GENTIAN.

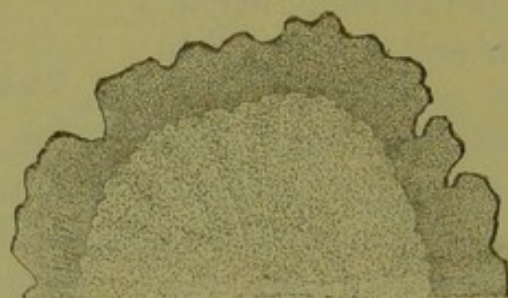
Radix gentianæ rubræ.

Origin.—*Gentiana lutea*, *Linné*; also *G. purpurea*, *G. pannonica*, and *G. punctata*, *Linné*. *Natural order*, *Gentianaceæ*.

Habitat.—Mountains of Central and Southern Europe.

Description.—In nearly cylindrical pieces or longitudinal slices, about 25 millimeters (1 inch) thick, the head closely annulate, the lower portion longitudinally wrinkled; externally deep yellowish-brown, internally

Fig. 23.



Gentian.—Transverse section, magnified 3 diam.

lighter; somewhat flexible and tough when damp; rather brittle when dry; fracture short; odor peculiar, faint, more prominent when moistened; taste sweetish, persistently bitter.

The root of *G. purpurea* is shorter, thinner, and darker; that of *G. pannonica* is scarcely annulate, shorter, and darker; that of *G. punctata* little annulate, lighter, otherwise like the officinal root; they have the same properties.

Structure.—Bark rather thick, by a blackish cambium line separated from the somewhat spongy medullium; medullary rays indistinct; bast fibres and wood fibres are wanting.

Constituents.—Gentiopierin 0.1 per cent., gentisic acid (gentisin), gentianose (sugar) 14 per cent., pectin, fixed oil. Gentiopierin is an amorphous or crystalline glucoside, freely soluble in water and alcohol, and yields amorphous bitter gentiogenin. Gentisic acid, $C_{14}H_{10}O_5$, crystallizes in yellow, tasteless needles, is somewhat soluble in alcohol and ether, and colors ferric salts dark brown; and a dark green color is produced by a principle which is precipitated by water from the alcoholic tincture.

Properties.—Tonic. *Dose*, 0.3 to 2 grams (gr. v–xxx).

The *American gentian root*, collected from *Gentiana puberula*, *Michaux*, *G. Saponaria*, *Linné*, and *G. Andrewsii*, *Grisebach*, consists of a scarcely annulated head about 12 millimeters ($\frac{1}{2}$ inch) long and 3 millimeters ($\frac{1}{8}$ inch) thick, and numerous nearly simple, light brown-yellow, wrinkled rootlets about 6 centimeters ($2\frac{1}{2}$ inches) or more long, and having a thick whitish bark and thin medullium; odor and taste like that of gentian.

FRASERA.—AMERICAN COLUMBO.

The root of *Frasera Walteri*, *Michaux*. *Natural order*, Gentianaceæ.

Habitat.—United States in the Alleghanies and westward.

Description.—Mostly in longitudinal slices, about 25 millimeters (1 inch) thick, the upper portion annulate, the lower portion longitudinally wrinkled, externally pale orange-brown, internally light yellowish-brown; the bark thick, overlapping on the edges, by a brown cambium line separated from the rather spongy medullium; odor gentian-like, more prominent when moistened; taste sweetish and bitter.

Constituents.—The same as gentian, but apparently less gentiopicrin. The yellow crystalline principle differs from gentisic acid in solubility, and in the higher melting-point.

Properties.—Tonic. *Dose*, 1 to 2 grams (gr. xv–xxx). The recent root is said to be emetic and purgative.

SYMPHYTUM.—COMFREY.

The root of *Symphytum officinale*, *Linné*. *Natural order*, Boraginaceæ.

Habitat.—Europe, cultivated and spontaneous in the United States.

Description.—About 15 centimeters (6 inches) long, 1 to 2 centimeters ($\frac{2}{5}$ to $\frac{4}{5}$ inch) thick, deeply wrinkled, brown-black, internally somewhat horny, whitish or when old gray, with a thickish bark, narrow wood-wedges, broad medullary rays, and, in the upper part, a thin pith; inodorous, taste sweetish, mucilaginous, and faintly astringent.

Constituents.—Mucilage, sugar, a little tannin, few starch granules, and a small quantity of asparagin.

Properties.—Demulcent, somewhat astringent. *Dose*, 8 to 15 grams (3ij–iv) per day.

TARAXACUM.—DANDELION.

Origin.—*Taraxacum Dens-leonis*, *Desfontaines*, s. *T. officinale*, *Wiggers*, s. *Leontodon Taraxacum*, *Linné*. *Natural order*, Compositæ, Cichoreæ.

Habitat.—Grassy places and roadsides in Europe, naturalized in North America. Collected in the autumn.

Nearly cylindrical, about 30 centimeters (12 inches)

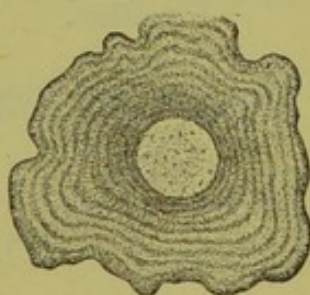
long, above about 25 millimeters (1 inch) thick, crowned with several short thickish heads, somewhat branched, longitudinally wrinkled, externally gray-brown, internally white with a yellowish centre, when dry breaking with a short fracture; inodorous, bitter. It should be free from chicory root.

Structure.—Bark thick, white, consisting of parenchyme, and containing numerous concentric brown circles, formed by laticiferous ducts. Medullium yellowish, porous. Medullary rays wanting.

Constituents.—Early in spring dandelion contains uncrystallizable sugar, which diminishes during the summer; in autumn it contains about 24 per cent. of inulin; pectin is also present. The milk-juice contains the crystalline bitter principle taraxacin, resin, a glutinous body, and taraxacerin $C_8H_{16}O$, the latter when in alcoholic solution having an acrid taste. Taraxacin is soluble in water and alcohol.

Properties.—Deobstruent, tonic in hepatic disorders, on continued use deranging digestion. *Dose*, 2 to 8 grams (ʒss–ij).

Fig. 24.

Transverse section of
taraxacum root.

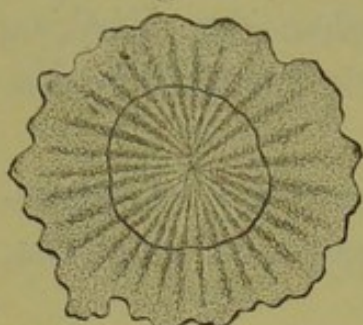
CICHORIUM.—CHICORY, SUCCORY.

Origin.—Cichorium Intybus, *Linné*. *Natural order*, Compositæ, Cichoreæ.

Habitat.—Roadsides in Europe, naturalized in North America, cultivated in Europe.

Description.—Chicory bears a close resemblance to dandelion; but the root of wild plants is usually lighter in color and more woody, and has a relatively thinner bark. It, like

Fig. 25.



Cichorium.—Transverse section.

the more fleshy and darker cultivated root, is readily distinguished by the radiating arrangement of the laticiferous vessels in the bark.

Constituents.—Bitter principle, inulin, pectin, sugar.

Properties.—Deobstruent, tonic, in overdoses deranging digestion.

Dose, 1–4 grams (gr. xv to 3j).

The roasted root is used for adulterating coffee.

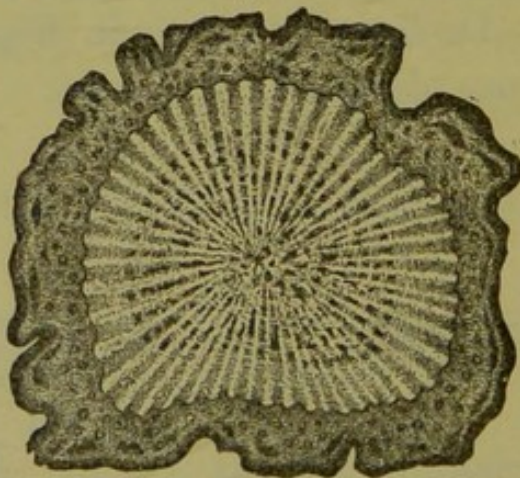
PYRETHRUM.—PELLITORY.

Radix pyrethri romani. Roman pellitory.

Origin.—Anacyclus Pyrethrum, *De Candolle.* *Natural order,* Compositæ, Anthemideæ.

Habitat.—Basin of the Mediterranean.

Fig. 26.



Pyrethrum.—Transverse section, magnified 3 diam.

Description.—Somewhat fusiform, nearly simple, 5 to 10 centimeters (2 to 4 inches) long, about 12 millimeters

($\frac{1}{2}$ inch) thick, annulate above, wrinkled below, externally dark gray-brown, internally brownish-white, fracture short. Inodorous, pungent, and very acrid.

Structure.—Bark rather thick, containing two circles of shining axially elongated resin ducts; wood-wedges slender, yellowish; medullary rays slender, with about four circles of shining resin ducts.

Constituents.—Acrid brown resin and acrid fixed oils, one brown and soluble in potassa, the other yellow, and insoluble in potassa; much inulin, trace of tannin, mucilage.

Properties.—Irritant, rubefacient, sialagogue. *Dose*, as a masticatory 2 to 4 grams (3ss-j).

PYRETHRUM GERMANICUM.—GERMAN PELLITORY.

Radix pyrethri germanici.

Origin.—*Anacyclus officinarum*, Hayne. *Natural order*, Compositæ, Anthemideæ.

Habitat.—Central Europe, cultivated in Thuringia, Germany.

Description.—Nearly simple, about 5 centimeters (2 inches) long, about 3 millimeters ($\frac{1}{8}$ inch) thick, almost filiform towards the tip, finely wrinkled, brown-gray, brittle, internally brownish; odor slight; taste acrid, burning. In commerce it is usually found with the thin, almost tasteless stem, which should be separated.

Structure.—Bark rather thick, in the outer layer one circle of distant resin ducts; wood-wedges very slender, soft.

Fig. 27.



Pyrethrum germanicum.
—Transverse section, magnified 3 diam.

Constituents.—Acrid resin, fixed oil, inulin, bitter principle.

Properties.—Like Roman pellitory.

INULA.—ELECAMPANE.

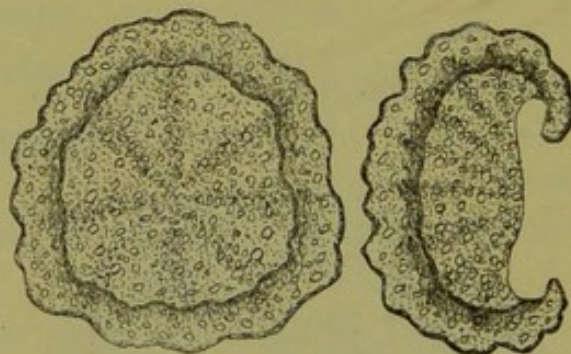
Radix inulæ s. enulæ.

Origin.—*Inula Helenium*, *Linné*. *Natural order*, Compositæ, Asteroideæ.

Habitat.—Central and Southern Europe, spontaneous in the United States; cultivated.

Description.—Branches of the root 15 to 30 centimeters (6 to 12 inches) long, and 2 to 2.5 centimeters ($\frac{3}{4}$ to 1 inch) in diameter; in commerce nearly always in transverse concave slices or longitudinal sections with overlapping bark, externally wrinkled and brown, flexi-

Fig. 28.



Inula.—Transverse section, natural size.

ble in damp weather, when dry, breaking with a short, somewhat horny fracture, internally grayish, slightly radiate and dotted; odor peculiar, aromatic; taste bitterish, camphoraceous, aromatic.

Structure.—Bark thickish, with several irregular circles of resin ducts; wood-bundles small, forming many narrow wedges; medullary rays broader, containing numerous resin ducts.

Constituents.—Acrid resin, helenin, inulin, bitter extractive, wax, etc.; odor and camphoraceous taste are due to the volatile oil, containing alantol (inulol), having a peppermint-like odor and taste, and alantic (inulic) anhydrid, $C_{15}H_{20}O_2$, which is in needles and slightly camphor-like; helenin, C_6H_8O , is insipid.

Properties.—Stimulant, diaphoretic, diuretic, expectorant, externally rubefacient. *Dose*, 2 to 8 grams (3ss-ij) in infusion.

LAPPA.—BURDOCK.

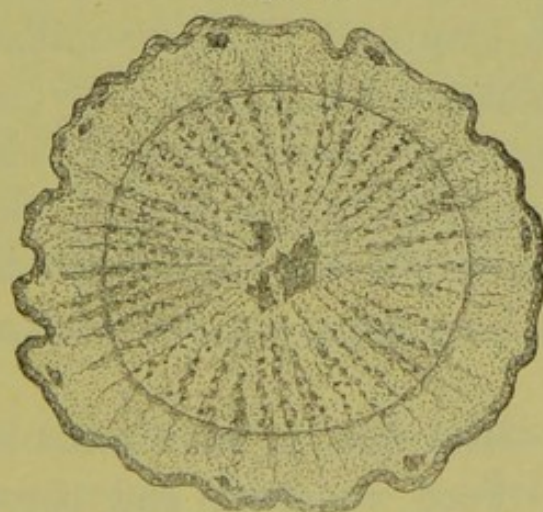
Radix bardanæ s. lappæ.

Origin.—Lappa officinalis, *Allioni*. *Natural order*, Compositæ, Cynareæ.

Habitat.—Europe and northern Asia, naturalized in North America in waste places.

Description.—Nearly simple, fusiform, 30 centimeters (12 inches) or more long, about 25 millimeters (1 inch)

Fig. 29.



Lappa.—Transverse section, magnified 2 diam.

thick, fleshy, longitudinally wrinkled, crowned with a tuft of whitish, soft, hairy leaf-stalks; gray-brown, inter-

nally paler; fracture short; odor feeble, unpleasant; taste mucilaginous, sweetish, and somewhat bitter.

Structure.—Bark rather thick, without bast fibres, the inner part and the medullium radially striate, the parenchyme often with cavities lined with snow-white remains of tissue; medullary rays rather broad; wood rays narrow, porous, destitute of wood-fibres.

Constituents.—Mucilage, sugar, inulin, bitter extractive, little tannin.

Properties.—Diaphoretic, diuretic, alterative. *Dose*, 2 to 8 grams (3ss–ij) in decoction.

ASCLEPIAS TUBEROSA.—PLEURISY ROOT.

Asclepias, *U. S. P.*

Origin.—*Asclepias tuberosa*, *Linné*. *Natural order*, *Asclepiadaceæ*.

Habitat.—United States near the Atlantic coast.

Description.—Root large and fusiform, dried in longitudinal or transverse sections from 2 to 15 centimeters ($\frac{3}{4}$ to 6 inches) long, and about 20 millimeters ($\frac{3}{4}$ inch) or more in thickness, the head knotty, and slightly but distinctly annulate, the remainder longitudinally wrinkled; externally orange-brown, internally whitish; fracture uneven, tough; inodorous; taste bitterish and somewhat acrid. When long kept, pleurisy root acquires a gray color.

Structure.—Bark thin, in two distinct layers, the inner one whitish; wood yellowish and porous, with broad white medullary rays.

Constituents.—Principle possessing the taste of the root; soluble in alcohol, ether, and somewhat in water;

precipitated by tannin; two resins, tannin, mucilage, starch, etc.

Properties.—Sudorific, expectorant, carminative, anodyne. *Dose*, 1 to 4 grams (gr. xv– ʒj).

APOCYNUM CANNABINUM.—INDIAN HEMP.

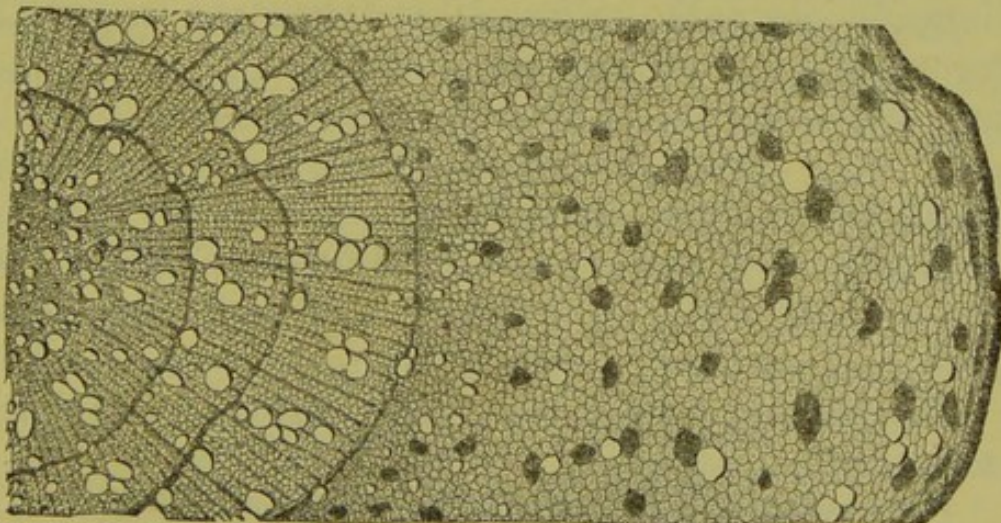
Apocynum, *U. S. P.*

Origin.—Apocynum cannabinum, *Linné*. *Natural odor*, Apocynaceæ.

Habitat.—United States, on the border of thickets and in grassy places.

Description.—Long, cylindrical, branched, about 6 millimeters ($\frac{1}{4}$ inch) thick, pale brown, longitudinally

Fig. 30.



Apocynum cannabinum.—Transverse section, magnified 25 diam.

wrinkled, somewhat fissured; fracture short, white, and pale yellow; inodorous, bitter. It is often sold in place of Apocynum androsæmifolium.

Structure.—Bark thick, covered with a thin cork layer, and containing numerous laticiferous vessels; wood yel-

low, soft, porous, consisting of several circles and radiate by fine medullary rays.

Constituents.—Tannin, resin, apocynin (sparingly soluble in water), apocynein (freely soluble in water), bitter extractive, starch, etc.

Properties.—Emetic, cathartic, expectorant, diuretic, antiperiodic. *Dose*, as an antiperiodic and diuretic, 0.3 gram (gr. iv-v); as an emetic, 1 to 2 grams (gr. xv-3ss).

EUPHORBIA IPECACUANHA.—IPECACUANHA SPURGE.

American ipecac.

Origin.—Euphorbia Ipecacuanha, *Linné*. *Natural order*, Euphorbiaceæ.

Habitat.—United States, in sandy soil, not far from the Atlantic coast.

Description.—Several, or many-headed, branches of the head short or sometimes 5 centimeters (2 inches) long, somewhat knotty and marked with stem scars; root more than 30 centimeters (12 inches) long, about 1 centimeter ($\frac{2}{3}$ inch) thick, nearly cylindrical, somewhat branched, light brown, wrinkled, fracture short; bark rather thick, white internally; wood yellowish, spongy, inodorous, sweetish, somewhat bitter, slightly acrid.

Constituents.—Probably a glucoside, resins, euphorbon, starch, etc.

Properties.—Diaphoretic, cathartic, emetic. *Dose*, 0.3, 0.6, 1.3 gram (gr. v, gr. x, ʒj).

EUPHORBIA COROLLATA.—LARGE-FLOWERING SPURGE.

Origin.—Euphorbia corollata, *Linné*. *Natural order*, Euphorbiaceæ.

Habitat.—United States, in meadows; most abundant in the Southern States and west of the Alleghanies.

Description.—Many-headed: branches of the head usually short and stumpy; root 20 centimeters (8 inches) or more long, branched, subcylindrical or elongated-conical, from 5 to 25 millimeters ($\frac{1}{5}$ to 1 inch) thick, externally blackish-brown or brown-black, wrinkled and somewhat fissured, fracture short, or, in old roots, somewhat fibrous; bark rather thick, white internally; wood yellowish, soft; inodorous, sweetish, somewhat bitter, and slightly acrid.

Constituents.—Resin, mucilage, sugar, starch, etc.; probably similar to preceding.

Properties and Doses.—Diaphoretic (0.3 gm. = gr. v), cathartic (0.6 gm. = gr. x), emetic (1.3 gm. = gr. xx).

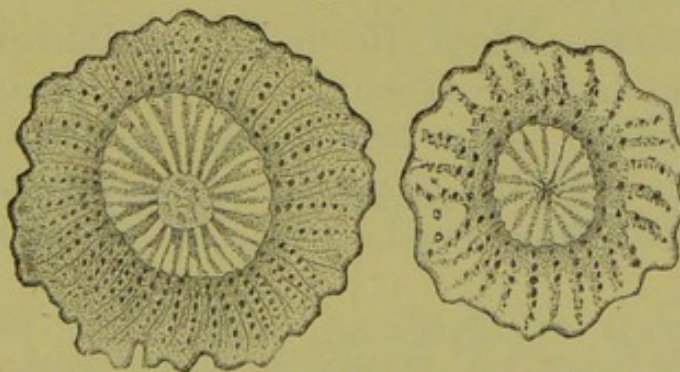
ANGELICA.—ANGELICA.

Origin.—Archangelica (Angelica, *Moench*) officinalis, *Hoffmann*. *Natural order*, Umbelliferae, Orthospermæ.

Habitat.—Central and Northern Europe; cultivated; collected in the spring of the second year.

Description.—Main root 5 to 10 centimeters (2 to 4 inches) long, 2.5 to 5 centimeters (1 to 2 inches) thick,

Fig. 31.



Angelica—Transverse section of root-stock and rootlet, magnified 3 diam.

crowned with remnants of leaf-bases, annulate; below divided into numerous nearly simple cylindrical and

tuberculate wrinkled branches, which are 2 to 6 millimeters ($\frac{1}{12}$ to $\frac{1}{4}$ inch) thick, and 20 to 30 centimeters (8 to 12 inches) long; grayish-brown; fracture short. Main root with a rather thick bark, irregularly curved yellowish porous wood-wedges, and a whitish pith; branches with the spongy whitish bark rather thicker than the yellowish soft wood; bark with radiating lines of large resin ducts. Aromatic, sweetish, pungent, and bitter.

Constituents.— $\frac{1}{2}$ –1 per cent. volatile oil, 6–10 per cent. resin, valerianic acid, $\frac{1}{5}$ per cent. angelic acid, $C_5H_8O_2$ (volatile, crystalline, fusible at $45^\circ C. = 113^\circ F.$, aromatic), angelicin or hydrocarotin (crystalline, pungent), sugar, bitter principle, starch, tannin.

Properties.—Carminative, stimulant, tonic, diaphoretic, in large doses emetic. *Dose*, 0.6 to 2 grams (gr. x– $\bar{3}$ ss), in powder or infusion.

ANGELICA ATROPURPUREA.—AMERICAN ANGELICA.

Origin.—Archangelica (Angelica, *Linné*) atropurpurea, *Hoffmann*, s. Angelica triquinata, *Michaux*. *Natural order*, Umbelliferae, Orthospermæ.

Habitat.—Northern and Western United States, south to Pennsylvania.

Description.—About 10 to 15 centimeters (4 to 6 inches) long and 18 millimeters ($\frac{3}{4}$ inch) thick, branched, deeply wrinkled, light brown-gray, internally whitish, fracture short, with a thick, finely resinous-dotted bark, and soft, radiating wood, aromatic, sweetish, pungent and bitter.

Constituents.—Volatile oil, volatile acid, resin, starch.

Properties and Dose.—Similar to preceding.

LEVISTICUM.—LOVAGE.

Origin.—*Levisticum officinale*, Koch, s *Ligusticum Levisticum*, Linné. *Natural order*, Umbelliferae, Orthospermæ.


Habitat.—Southern Europe; cultivated in Germany.

Description.—Head 5 to 10 centimeters (2–4 in.) long and 4 centimeters ($1\frac{3}{8}$ inch) thick, branched, annulate; below divided into a few nearly simple, subcylindrical, and deeply wrinkled branches, which are about 20 centimeters (8 inches) long and 2 to 6 millimeters ($\frac{1}{12}$ to $\frac{1}{4}$ inch) thick; brown or reddish-brown; fracture short, spongy. Head branches with a rather thick bark, and yellowish porous wood, which is radiate near the bark, and in irregular meshes towards the centre; roots with the bark rather thicker than the porous, yellowish wood; the bark with numerous narrow bast rays, and small resin ducts, in radiating lines; aromatic, sweetish, pungent, and bitter.

Constituents.—Volatile oil, bitter extractive, resins, sugar, starch, mucilage.

Properties.—Carminative, stimulant, diuretic, emmenagogue. *Dose*, 0.6 to 2 grams (gr. x–3ss), in infusion.

Fig. 32.



Levisticum.—Transverse section, magnified 3 diam.

LASERPITIUM.—WHITE GENTIAN.

Radix gentianæ albæ.

Origin.—*Laserpitium latifolium*, Linné. *Natural order*, Umbelliferae, Orthospermæ.

Habitat.—Central Europe.

Description.—Several-headed, somewhat conical, annulate above, branched below, and deeply wrinkled; the

brown, corky layer removed; grayish-white; fracture short, white; bark thick, with numerous orange-colored resin ducts; wood finely porous; aromatic, bitter.

Constituents.—Volatile oil, bitter principle, mucilage, starch.

Properties.—Tonic, stimulant. *Dose*, 1 to 4 grams (gr. xv– \mathfrak{z} j).


PIMPINELLA.—PIMPERNEL.

Origin.—Pimpinella Saxifraga, *Linné*, and *P. magna*, *Linné*. *Natural order*, Umbelliferae, Orthospermæ.

Habitat.—Central Europe, in dry and mountainous localities.

Description.—Several-headed, branches of the head

Fig. 33.



Pimpinella.—Transverse section, magnified 3 diam.

short, terminated by the hollow stem-base; fusiform, about 20 centimeters (8 inches) long, annulate above, longitudinally wrinkled and tuberculate below; yellowish-brown or brown-yellow; fracture short, internally whitish; bark thick, radiate, with yellow resin ducts; wood yellowish, porous, radiate; aromatic, sweetish, pungent.

Constituents.—Volatile oil, acrid resin, sugar, starch.

Properties.—Stimulant, tonic, sialagogue. *Dose*, 0.5 to 2 grams (gr. viij– \mathfrak{z} ss).

PETROSELINUM.—PARSLEY.

Origin.—Petroselinum sativum, *Hoffmann*, s. Apium Petroselinum, *Linné*. *Natural order*, Umbelliferae, Orthospermæ.

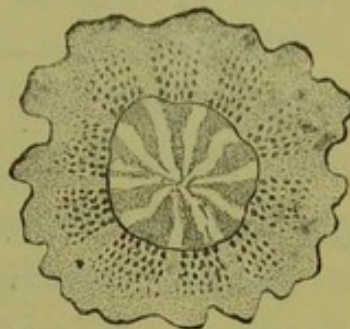
Habitat.—Southern Europe; extensively cultivated.

Description.—Somewhat conical, about 15 centimeters (6 inches) long, and about 12 millimeters ($\frac{1}{2}$ inch) thick; light brown-yellow; annulate above, wrinkled below, with transverse ridges; fracture short; bark thick, and, like the medullary rays, white and resinous dotted; wood light yellow, porous; faintly aromatic, sweetish.

Constituents.—Volatile oil, mucilage, sugar, starch, apiin (tasteless).

Properties.—Carminative, diuretic, nephritic, discutient. *Dose*, 2 to 4 grams (3ss-j), in infusion.

Fig. 34.



Petroselinum.—Transverse section, magnified 3 diam.

SUMBUL.—SUMBUL.

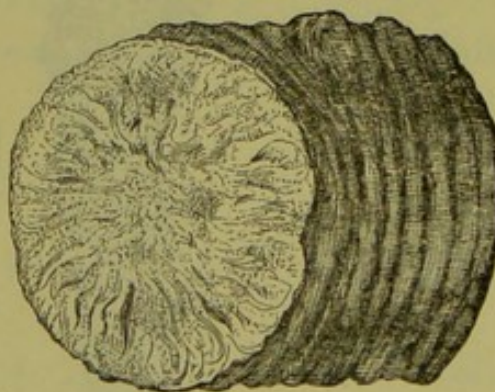
Origin.—*Ferula* (Euryangium, *Kauffmann*) Sumbul, *Hooker filius*. *Natural order*, Umbelliferæ, Orthospermæ.

Habitat.—Central and northeastern Asia.

Description.—In transverse segments varying considerably in diameter and thickness, light, spongy, annulate or longitudinally wrinkled; fracture irregularly fibrous; brown, internally whitish and brown-yellow; odor strong, musk-like; taste bitter and balsamic.

Structure.—Bark thin, with fibre circles; wood fibres irregularly twisted; resin ducts numerous in the spongy white parenchyme.

Fig. 35.



Sumbul section.

False Sumbul of India. Ammoniacum root, sometimes flavored with sumbul; firmer, denser, and of a yellow or reddish tint.

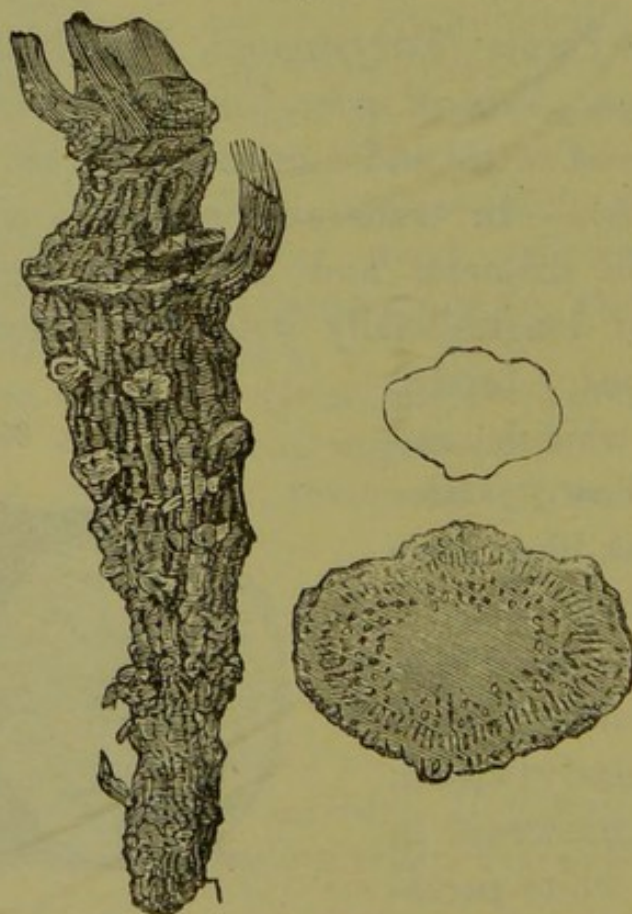
Constituents.—Volatile oil, $\frac{1}{3}$ per cent., bluish; soft resin, 9 per cent., of musk odor; angelic acid, valerianic acid, bitter extractive, sugar, starch; on dry distillation yields umbelliferon.

Properties.—Stimulant, tonic, nervine. *Dose*, 0.5 to 2 grams (gr. viij to 3ss) in powder, tincture, or fluid extract.

IMPERATORIA.—MASTERWORT.

Origin.—Imperatoria Ostruthium, *Linné*. *Natural order*, Umbelliferae, Orthospermæ.

Fig 36.



Imperatoria root, natural size; and transverse section, magnified.

Habitat.—Southern and Central Europe.

Description.—Somewhat conical, about 5 centimeters (2 inches) long, and nearly 2 centimeters ($\frac{4}{5}$ inch) thick, flattish, finely annulate above, wrinkled and tuberculate; brown-gray, internally whitish, with numerous resin dots; bark thin, wood-bundles small, inclosing a large pith, odor balsamic; taste pungent and bitter.

Constituents.—Volatile oil $\frac{3}{4}$ per cent., imperatorin (peucedanin; crystalline, pungently acrid, insoluble in water).

Properties.—Stimulant, tonic. *Dose*, 1 to 2 grams (gr. xv-xxx).

PANAX.—GINSENG.

Origin.—*Aralia quinquefolia*, Gray, s. *Panax quinquefolium*, Linné. *Natural order*, Araliaceæ.

Habitat.—North America, south to the mountains of Georgia and Tennessee; in rich woods.

Description.—Fusiform, 50 to 75 millimeters (2 to 3 inches) long, annulate above, divided below into 2 or 3 equal branches, wrinkled longitudinally; externally, pale brownish-yellow; fracture short, mealy, white, with a thick bark containing numerous reddish resin cells; wood-wedges narrow, yellowish; medullary rays broad; sweetish, slightly aromatic.

Constituents.—Panaquilon, sweet, amorphous, soluble in water and alcohol, insoluble in sodium sulphate solution, precipitated by tannin; resin, mucilage, starch.

Properties.—Demulcent, slightly stimulant. *Dose*, 1 to 8 grams (gr. xv-3ij).


STILLINGIA.—STILLINGIA, QUEEN'S DELIGHT.

Origin.—*Stillingia sylvatica*, Linné. *Natural order*, Euphorbiaceæ.

Habitat.—Southern United States, in sandy soil.

Description.—Subcylindrical, about 30 centimeters (12 inches) long, nearly 5 centimeters (2 inches) thick, tapering, little branched, compact, wrinkled, brown-gray,

Fig. 37.



Stillingia, magnified 10 diam.

tough, fracture fibrous; internally pinkish, with yellowish-brown dots; odor peculiar, unpleasant; taste bitter, acrid, pungent.

Structure.—Bark thick, covered with a thin cork, and containing numerous resin cells; the medullium porous, and with numerous narrow wedges of wood and medullary rays, the latter containing resin cells.

Constituents.—Pungent resin, fixed oil, starch.

Properties.—Alterative, antivenereal, in large doses emetic. *Dose*, 1 to 2 grams (gr. xv– $\bar{5}$ ss).

IPOMŒA PANDURATA.—WILD JALAP, MANROOT.

Origin.—*Ipomœa pandurata*, Meyer. *Natural order*, Convolvulaceæ.

Habitat.—United States, in sandy fields.

Description.—Large, conical, about 5 centimeters (2 inches) thick, above with several rhizomes about 1 centimeter ($\frac{2}{3}$ inch) thick; in longitudinal or transverse slices, with overlapping bark, wrinkled and brownish-gray externally, whitish internally; bark thin, with a zone of resin cells, wood-wedges numerous and narrow, in the medullary rays scattered resin cells; odor slight; taste sweetish, bitter, somewhat acrid.

Constituents.—Resin 1–2 per cent., sugar, gum, coloring matter, starch. The resin is a glucoside, soluble in alcohol, ether, chloroform, and alkalies, the latter solution being precipitated by acids.

Properties.—Diuretic, cathartic. *Dose*, 1 to 4 grams (gr. xv–3j).

ARMORACIA.—HORSERADISH.

Origin.—*Cochlearia Armoracia*, *Linné*, s. *Armoracia rusticana*, *Gaertner*. *Natural order*, Cruciferae. Siliculosae.

Habitat.—Eastern Europe, cultivated.

Description.—Used only in the fresh state. Heads several, annulate; root cylindrical, 30 centimeters (12 inches) or more long, 12 to 25 millimeters ($\frac{1}{2}$ –1 inch) thick; pale yellowish-brown, somewhat scaly and warty; internally white, fracture short; when crushed, of a pungent odor and sharp acrid taste.

Structure.—Bark thickish, covered with a thin cork and containing numerous yellow stone cells in the outer layer; wood-bundles small in narrow wedges; medullary rays broad; the rhizome with a central pith.

Constituents.—Volatile oil 0.05 per cent., of same composition as oil of mustard, resin, sugar, starch, etc., and about 80 per cent. of water.

Properties.—Stimulant, irritating, rubefacient.

PHYTOLACCÆ RADIX.—POKEROOT.

Origin.—*Phytolacca decandra*, *Linné*. *Natural order*, *Phytolaccaceæ*.

Habitat.—North America, in waste places; naturalized in Southern Europe and the West Indies.

Description.—Large, conical, somewhat branched, mostly in transverse or longitudinal slices, wrinkled, brown-gray; internally whitish, hard; fracture fibrous; inodorous; sweetish, acrid.

Fig. 38.



Phytolacca.—Transverse section, natural size.

Structure.—Bark thin, with a thin suberous coat; wood-bundles numerous, small, arranged in rays and concentric circles, and surrounded by thin-walled parenchyme.

Constituents.—Resin, starch, tannin, mucilage, possibly alkaloid, ash 10–11 per cent.

Properties.—Alterative, anodyne, resolvent, emetic. *Dose*, 0.3 to 2 grams (gr. v– $\overline{3}$ ss) in powder, decoction, or extract.

BRYONIA.—BRYONY.

Origin.—*Bryonia alba* and *B. dioica*, *Linné*. *Natural order*, *Cucurbitaceæ*.

Habitat.—Central and Southern Europe.

Description.—Root conical, about 50 centimeters (20 inches) long, and 5 to 10 centimeters (2–4 inches) thick; usually in disks; externally wrinkled, brownish, from the first species with warts and transverse ridges; fracture

short; internally white or grayish, rugged; inodorous; disagreeably bitter.

Structure.—Bark thin with a thin friable cork; wood-bundles numerous, small, arranged in rays and concentric circles, and surrounded by thin-walled parenchyme.

Constituents.—Bryonin (bitter glucoside, soluble in water and alcohol, precipitated by tannin), starch, gum, sugar, etc.

Properties.—Emmenagogue, hydragogue cathartic.
Dose, 0.6 to 4 grams (gr. x- $\overline{3j}$).

BELLADONNÆ RADIX.—BELLADONNA ROOT.

Origin.—*Atropa Belladonna*, *Linné*. *Natural order*, Solanaceæ.

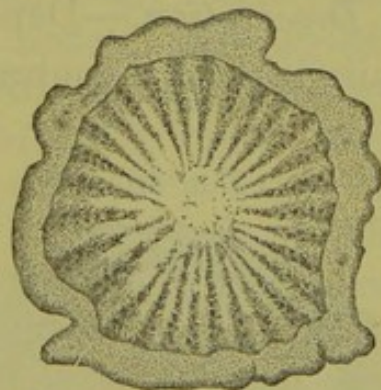
Habitat.—Central and Southern Europe, in woods.

Description.—In cylindrical, somewhat tapering, longitudinally wrinkled pieces, 12 to 25 millimeters ($\frac{1}{2}$ to 1 inch) or more thick, externally brownish-gray, internally whitish, nearly inodorous, of a sweetish afterwards bitterish and strongly acrid taste, and breaking with a nearly smooth and mealy fracture.

Roots which are tough, woody, and break with a splintery fracture, should be rejected.

Structure.—Bark thickish; wood-bundles yellowish, near the centre small and distant, surrounded by broader wood-wedges and equally wide medullary rays. The wood predominates in old roots.

Fig. 39.



Belladonna.—Transverse section, magnified 3 diam.

Constituents.—Atropine 0.2–0.6 per cent., belladonine (probably oxyatropine, $C_{17}H_{23}NO_4$), little hyoscyamine, starch. Atropine, $C_{17}H_{23}NO_3$, is white, crystalline, soluble in ether, chloroform, alcohol, also in water; with alkalies yields tropic acid and tropine; its gold precipitate is crystallizable.

Atropine is found chiefly in the bark; hence woody roots should be rejected; it is present in largest quantity about the time of flowering.

Properties.—Diuretic, dilating the pupil, sedative, narcotic. *Dose*, 0.06 gram (gr. j); of atropine, 1 milligram ($\frac{1}{64}$ grain).

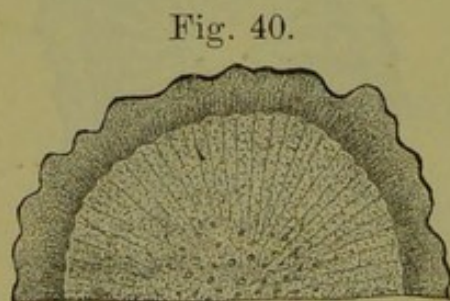
Zeit. 1884. p. 805. *Archiv.* 1884 (Oct?).

ALTHÆA.—MARSHMALLOW.

Origin.—*Althæa officinalis*, Linné. *Natural order*, Malvaceæ.

Habitat.—Europe; naturalized in the eastern United States, in salt marshes; cultivated in Europe.

Description.—Deprived of the brown corky layer; cylindrical or conical, longitudinally wrinkled pieces,



Althæa.—Transverse section,
magnified 2 diam.

from 7 to 15 centimeters (3 to 6 inches) long, and above 1 centimeter ($\frac{2}{5}$ inch) in diameter; externally white, mealy, somewhat hairy from detached slender bast fibres, and marked with circular scars of the rootlets; fracture short and granular, whitish and fleshy

or mealy. Odor faint, peculiar; taste sweetish, mucilaginous.

Marshmallow should not be coated with lime.

Young uncoated belladonna root resembles marshmallow; but is externally not fibrous, and has yellowish wood-wedges.

Structure.—Bark thickish; inner bark radiating from small groups of long bast fibres; medullium in outer layer faintly radiating; wood-bundles distant and small; medullary rays narrow; the parenchyme filled with starch and containing scattered crystal cells and larger mucilage cells.

Constituents.—Asparagin, mucilage, sugar, starch.

Properties.—Demulcent. *Dose*, 2 to 8 grams (℥ss–ij) in infusion or syrup.

RUBIA.—MADDER.

Origin.—*Rubia tinctorum*, Linné. *Natural order*, Rubiaceæ, Stellatæ.

Habitat.—Levant and Southern Europe.

Description.—Rhizome cylindrical, long, about 5 millimeters ($\frac{1}{5}$ inch) thick with distant nodes; roots about 3 millimeters ($\frac{1}{8}$ inch) thick, dark red, deeply wrinkled, with a foliaceous cork, thin brown-red inner bark, spongy red wood, and irregular medullary rays, the rhizome with a dark-red small pith; fracture short, odor feeble; taste sweetish and slightly bitter, acrid, and astringent. Mostly kept in form of powder.

Constituents.—Rubian (yellow, bitter), rubihydran (gum-like), ruberythrin (yellow needles, blood-red with alkalies), alizarin (orange-red needles, purple or blue with alkalies), purpurin (red needles, violet colored with alkalies), pectin, sugar, tannin, etc.

Properties.—Tonic, emmenagogue. *Dose*, 1 to 4 grams (gr. xv–℥j).

ALKANNA.—ALKANET.

Origin.—Alkanna (*Anchusa*, *Linné*) *tinctoria*, *Tausch*.
Natural order, Boraginaceæ.

Habitat.—Western Asia and southeastern Europe.

Description.—Fusiform, about 10 centimeters (4 inches) long, and 1 centimeter ($\frac{2}{5}$ inch) thick, with a crown of feltlike leaf bases; deeply wrinkled; bark dark purple, foliaceous, friable, easily separated from the twisted yellowish wood, which is cleft by purple friable medullary rays; nearly inodorous and tasteless; does not tinge the water red.

Constituents.—Alkannin, little starch. Alkannin is of resinous appearance, dark purplish-red, soluble in ether, alcohol, fats, and certain volatile oils, with a red color; in alkalies blue.

Uses.—For coloring tinctures and pomades.

Alkannin.

Berichte (xx) 1887, p. 2428.

HEUCHERA.—ALUM ROOT.

Origin.—*Heuchera americana* *Linné*. *Natural order*, Saxifragaceæ.

Habitat.—United States, in woodlands.

Description.—About 15 centimeters (6 inches) long, and 12 millimeters ($\frac{1}{2}$ inch) thick, several-headed, somewhat contorted, branched, wrinkled, tuberculate, purplish-brown, fracture short and granular; internally reddish or brownish; bark thin or thickish; medullium rather spongy; inodorous; very astringent, somewhat bitter.

Constituents.—18 to 20 per cent. of tannin.

Properties.—Astringent. *Dose*, 1 to 2 grams (gr. xv—xxx).

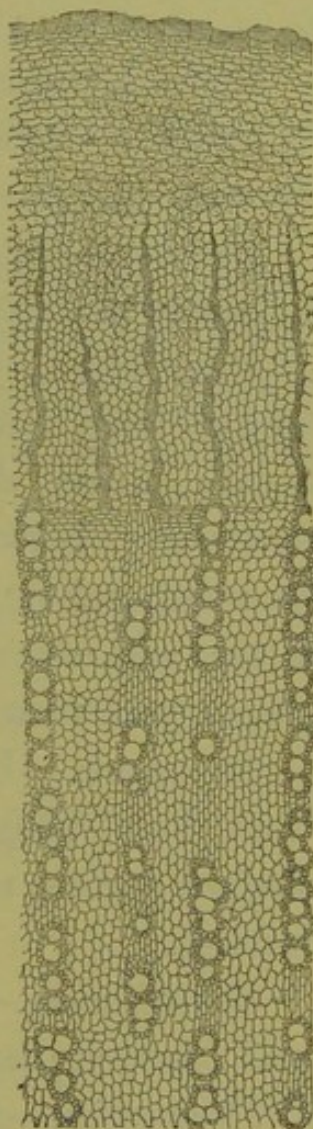
CALUMBA.—COLOMBO.

Origin.—*Jateorrhiza Calumba*, *Miers*. *Natural order*, Menispermaceæ.

Habitat.—Eastern Africa, cultivated in some East Indian islands.

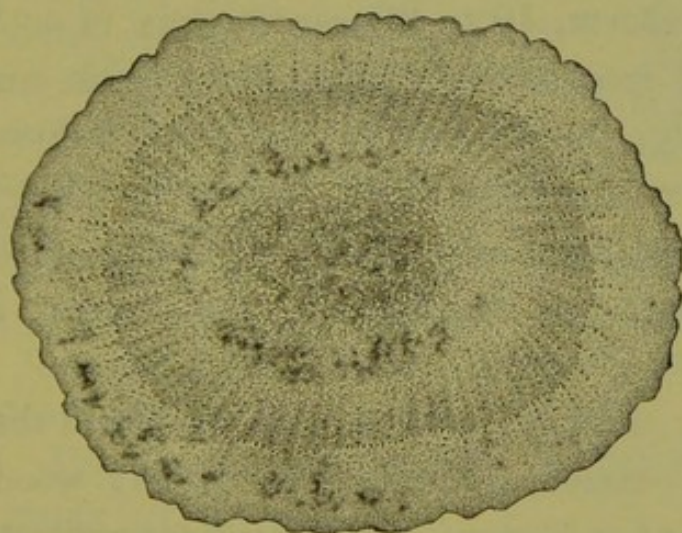
Description.—Nearly circular disks, 3 to 6 centimeters ($1\frac{1}{5}$ to $2\frac{2}{5}$ inches) in diameter, externally brown-gray; internally yellow, and near the cambium gray; depressed in the centre, with two or three interrupted circles of projecting wood-bundles, distinctly radiate in the outer portion; fracture short, mealy; odor slight; taste mucilaginous, slightly aromatic, persistently bitter.

Fig. 42.



Magnified 25 diam.

Fig. 41.



Calumba.—Transverse section, natural size.

Structure.—Bark thickish, with a thin brown cork and narrow bast rays; wood-bundles bright yellow, small, distant near the centre, in narrow rays near the bark; medullary rays broader.

Constituents.—Columbin (white, crystalline, slightly soluble in water), berberine (yellow, crystalline), columbic acid (yellowish, amorphous, nearly insoluble in cold water), starch, mucilage.

Properties.—Tonic. *Dose*, 0.5 to 2 or 4 grams (gr. viij-℥ss-j), in infusion, tincture, extract.

RUMEX.—YELLOW DOCK.

Radix lapathi.

Origin.—*Rumex crispus*, *Linné*, and other species of *Rumex*. *Natural order*, Polygonaceæ.

Habitat.—Europe, naturalized in North America; in grassy places and along roadsides.

Description.—Fusiform, 10 to 20 centimeters (4 to 8 inches) long, 1 to 2 centimeters ($\frac{2}{5}$ to $\frac{4}{5}$ inch) thick, annulate above, deeply longitudinally wrinkled below; externally brown or reddish-brown, internally dingy brownish-yellow; fracture short, nearly inodorous, taste bitter and astringent; on mastication the saliva is tinged yellowish.

Structure.—Bark thickish, with a thin cork and distinct bast wedges; cambium circle prominent; wood-wedges porous, somewhat horny; medullary rays narrow, reddish.

Constituents.—Tannin, mucilage, starch, chrysophanic acid (rumicin, lapathin), calcium oxalate.

Properties.—Astringent, tonic, alterative, in larger doses laxative. *Dose*, 1 to 4 grams (gr. xv-℥j).

RHAPONTICUM.—RHAPONTIC ROOT. CRIMEAN RHUBARB.

Origin.—*Rheum rhaponticum*, *Linné*. *Natural order*, Polygonaceæ.

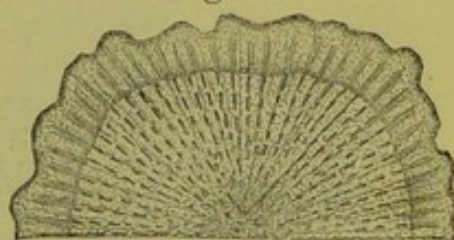
Habitat.—Western Asia, cultivated in some parts of Europe, and in North America (pie plant).

Description.—Fusiform, about 10 centimeters (4 inches) long, and 2 centimeters ($\frac{4}{5}$ inch) thick, somewhat annulate above, deeply wrinkled; partly deprived of the orange-red cork; fracture short, internally whitish, with narrow straight interrupted red medullary rays, and a rather thick bark; odor and taste resembling rhubarb, more mucilaginous, and less gritty; the saliva, on mastication, tinged yellow.

Constituents.—Like rhubarb, but astringency predominating.

Properties.—Astringent, laxative. *Dose*, 1 to 3 grams (gr. xv–xlv).

Fig. 43.



Rhaponticum.—Transverse section, magnified 3 diam.

RHEUM.—RHUBARB.

Origin.—*Rheum officinale*, *Baillon*, and probably other species of *Rheum*. *Natural order*, Polygonaceæ.

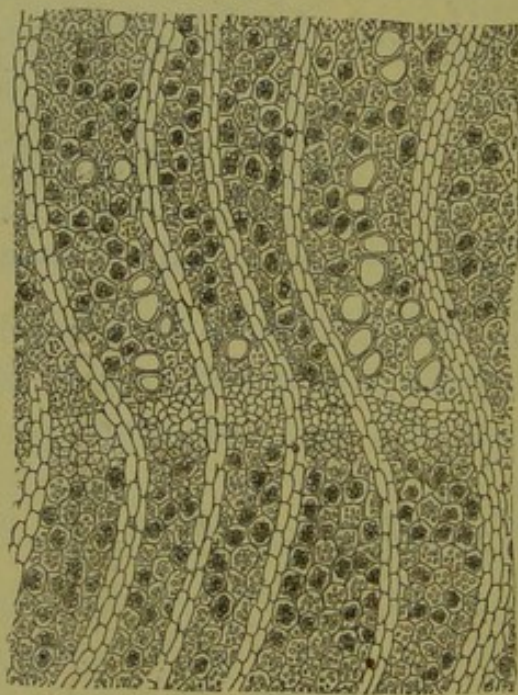
Habitat.—Western and Central China.

Description.—Cylindrical, conical, or flattish segments of the rhizome deprived of the dark-brown corky layer, smoothish or somewhat wrinkled; externally marked with white, elongated meshes, containing a white, rather spongy tissue, and a number of short, red-brown or brown-yellow striæ; compact, hard, fracture uneven;

internally white, marbled with yellow and red; odor peculiar, aromatic; taste bitter, somewhat astringent; gritty when masticated; the saliva is tinged orange-yellow.


Structure.—The predominating tissue is thin-walled parenchyme containing starch or crystal groups of calcium oxalate. The narrow medullary rays contain orange-red coloring matter, are parallel only near the cambium, and in the interior are irregularly curved and

Fig. 44.



Rhubarb.—Section near the cambium,
magnified 40 diam.

Fig. 45.

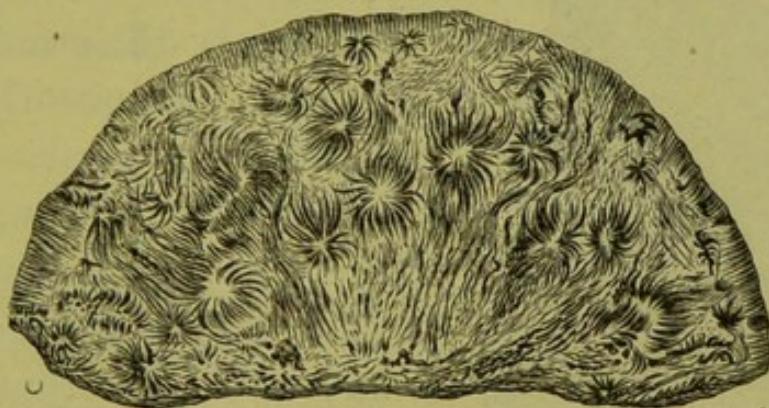


Oxalate of calcium crystals
in rhubarb.

interrupted. The fibro-vascular bundles are soft and porous. Near the cambium line are a few stellate spots, or sometimes a larger number arranged in a loose circle; they indicate the internal origin of the leaves, and contain short, red, somewhat wavy medullary rays radiating from a common centre.

Varieties.—1. *Russian Rhubarb* came from Chinese Tartary by way of Siberia (Kiachta) to St. Petersburg, and consisted of carefully selected pieces, which after drying were trimmed to beneath the cambium line, and marked with a conical hole, penetrating beyond the middle. It is no longer an article of commerce.

Fig. 46.



Russian rhubarb.—Transverse section.

2. *Chinese Rhubarb*, also called *East India Rhubarb*, is exported from Canton and other Chinese ports, frequently by way of India. The inner bark is always

Fig. 47.



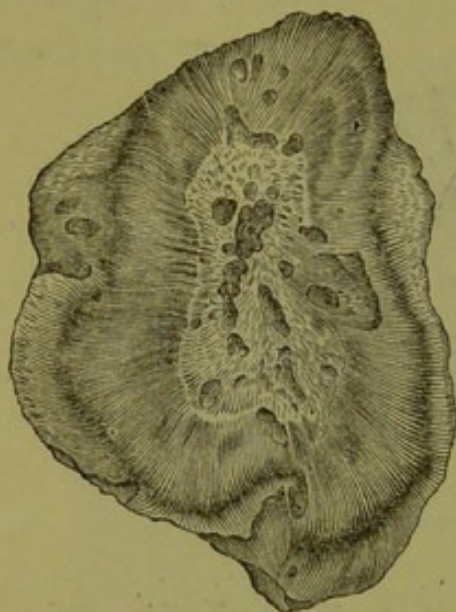
Chinese rhubarb.—Transverse section.

present, small patches of the rough corky layer are occasionally adhering, and fragments of twine on which the

root was dried are not unfrequently observed. Its color is less bright, and its odor somewhat less aromatic than that of Russian rhubarb. This variety is the officinal rhubarb.

3. *European Rhubarb*. From *Rheum palmatum*, *rhaponticum*, *compactum*, *undulatum*, *Emodi*, and other

Fig. 48.



European rhubarb.—Transverse section.

species, cultivated in Moravia (Austria), England, and France. Frequently trimmed so as to resemble Chinese rhubarb, but the surface entirely or nearly destitute of white meshes, and the medullary rays interrupted and nearly parallel. The color is paler, the odor weaker, and the taste more mucilaginous and less gritty than in Chinese rhubarb. It is

sometimes used in veterinary practice.

Constituents.—Chrysophan, chrysophanic acid, erythroretin, emodin, phæoretin, aporetin, starch, tannin, crystals of calcium oxalate; the first-named principles yield with alkalies a deep-red or brown-red color. *Chrysophan*, $C_{27}H_{30}O_{14}$, is orange-yellow, bitter, soluble in alcohol and water, yields with dilute acids sugar and *chrysophanic acid*, $C_{15}H_{10}O_4$; this is nearly tasteless, bright yellow, crystalline, freely soluble in benzol, chloroform, volatile and fixed oils, less soluble in alcohol and ether, nearly insoluble in cold water. *Erythroretin* is yellow, tasteless, readily soluble in alcohol, less so in ether. *Emodin*, is orange-colored, insoluble in benzol.

Phaeoretin is yellowish-brown, soluble in alcohol, insoluble in ether, chloroform, and water. *Aporetin* is blackish, resinous, sparingly soluble in simple solvents. *Rheotannic acid*, $C_{26}H_{26}O_{14}$, is yellowish, soluble in water and alcohol, and yields with dilute acids sugar and *rheumic acid*, $C_{20}H_{16}O_9$, which is sparingly soluble in cold water.

Properties.—Tonic, astringent, aperient, purgative.
Dose, 0.3 to 1.6 grams (gr. v–xxv).

GLYCYRRHIZA.—LICORICE ROOT.

Radix liquiritiæ.—Liquorice Root.

Origin.—*Glycyrrhiza glabra*, *Linné*. *Natural order*, Leguminosæ, Papilionaceæ.

Habitat.—Southern Europe, cultivated.

Description.—Long cylindrical pieces, from 5 to 25 millimeters ($\frac{1}{5}$ to 1 inch) thick, longitudinally wrinkled, externally grayish-brown, warty; internally tawny-yellow; pliable, tough; fracture coarsely fibrous; nearly inodorous; taste sweet, somewhat acrid.

The under-ground stem, which is often present, has the same appearance, but contains a thin pith.

Structure.—Bark rather thick, with a thin cork and narrow bast wedges, the latter containing tough bast-fibres and cells with crystals of calcium oxalate. Wood-wedges narrow, appearing porous from small groups of large ducts, and accompanied by crystal cells. Medullary rays distinct, consisting of several rows of cells, and containing starch.

Varieties.—1. *Spanish, Italian, and Turkish licorice root*. The kind described, exported from the countries named.


2. *Russian licorice root*. From *Glycyrrhiza glandulifera*, *Waldstein et Kitaibel* (a variety of *Gl. glabra*). It is mostly thicker than the preceding, is deprived of the corky layer, externally bright tawny-yellow, smooth, the wood-wedges softer and paler, the cells larger, and the tissue often cleft.

Fig. 49.



Glycyrrhiza glabra (rhizome).

Fig. 50.



Glycyrrhiza glandulifera (root).

Constituents.—Glycyrrhizin about 6 per cent. (probably in combination with ammonia), glycyramarin, sugar, asparagin, starch, resin. Glycyrrhizin, $C_{24}H_{36}O_9$, is a glucoside, splitting into glucose and bitter glycyrretin.

Properties.—Demulcent, expectorant. *Dose*, 1 to 4 grams (gr. xv- $\bar{3}$ j).

Glycyrrhizin in species of Polygodium and in Myrrhis odorata. It is not a true glucoside. Pharm. Zeit 1886, p. 28

HEMIDESMUS.—INDIAN SARSAPARILLA.

Origin.—*Hemidesmus indicus*, *R. Brown*. *Natural order*, Asclepiadaceæ.

Habitat.—East Indies.

Description.—Cylindrical pieces, about 15 centimeters (6 inches) long, and 12 millimeters ($\frac{1}{2}$ inch) thick, tortuous, wrinkled, and fissured, dark-brown, hard; internally whitish and mealy; odor tonka-like; taste sweetish and slightly acrid. The stems are nearly inodorous and tasteless.

Structure.—Bark thin, with a thin cork and small scattered laticiferous ducts. Medullary rays narrow, indistinct.

Constituents.—Stearopten, starch, etc.

Properties.—Diaphoretic, diuretic, alterative, tonic.

Dose, 2 to 4 grams (5ss-j).

ABRI RADIX.—INDIAN LICORICE.

Origin.—Abrus precatorius, *Linné*. *Natural order*, Leguminosæ, Papilionaceæ.

Habitat.—India; naturalized in most tropical countries.

Description.—Cylindrical, somewhat twisted pieces, 6 to 25 millimeters ($\frac{1}{4}$ –1 inch) thick; externally light reddish-brown; fracture short, fibrous; internally yellowish; bark quite thin; medullium composed of alternating layers of porous wood and parenchyme, traversed by medullary rays varying in width; odor slight; taste bitterish, afterward sweetish.

Constituents.—Glycyrrhizin (?), sugar, etc.

Properties.—Demulcent, emollient.

HYDRANGEA.—HYDRANGEA.

Origin.—Hydrangea arborescens, *Linné*. *Natural order*, Saxifragaceæ, Hydrangeæ.

Habitat.—United States; on rocky banks.

Description.—Head irregular, knotty; roots of variable length and thickness, bent and branched; externally pale-gray, with light rust-colored patches; tough; fracture splintery; internally white; bark thin, readily separated from the wood, the latter with numerous narrow or linear

wood-wedges and medullary rays; inodorous; taste sweetish, somewhat pungent, the wood nearly tasteless.

Constituents.—Resin, gum, sugar, starch, etc.

Properties.—Diuretic, lithontryptic. *Dose*, 2 to 4 grams (5ss-j).

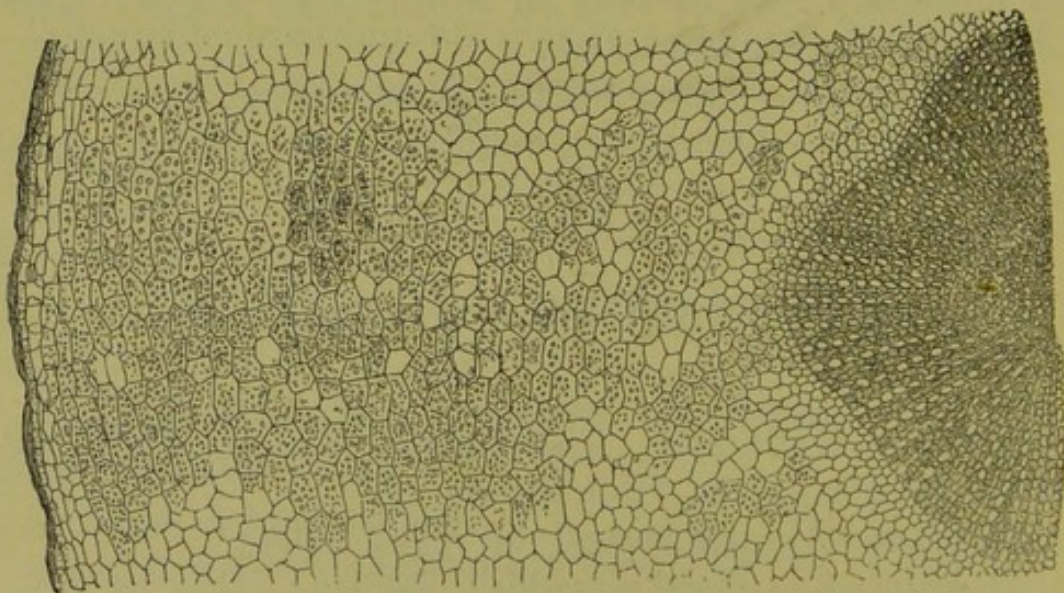
IPECACUANHA.—IPECACUANHA.

Origin.—Cephaëlis Ipecacuanha, *A. Richard*. *Natural order*, Rubiaceæ, Coffeæ.

Habitat.—Brazil to Bolivia and New Granada, in damp forests.

Description.—About ten centimeters (4 inches) long and 4 millimeters ($\frac{1}{8}$ inch) thick; mostly simple, contorted, dull gray-brown or blackish, finely wrinkled,

Fig. 51.



Ipecacuanha.—Transverse section, magnified 65 diam.

closely irregularly annulated, and often transversely fissured; internally scarcely radiate; bark brittle, brownish, somewhat waxy, easily separated from the thin,

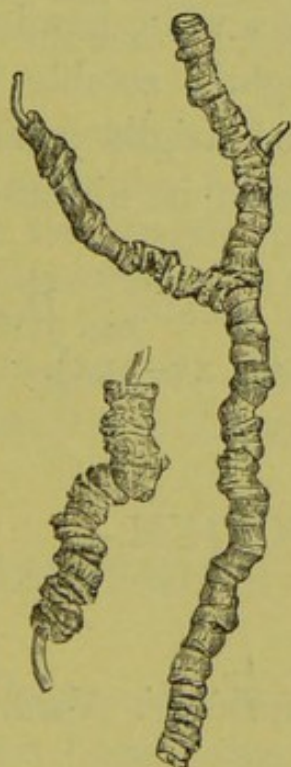
whitish, tough, ligneous portion; odor slight, nauseous; taste bitterish, acrid, nauseating.

Structure.—Cork thin. Bark not uniform in thickness, not radiating, consists of parenchyme inclosing starch. Medullium slightly radiating, consists of pitted wood cells containing starch.

Varieties.—According to the tint of the corky layer, *gray*, *red*, and *black* ipecac, all being derived from the same species. Ipecacuanha from Carthagenia is less conspicuously annulate, has a more firmly adhering bark, and the medullary rays of the wood are more distinct; it comes from *Cephaëlis acuminata*, *Karsten*.

Substitutions.—The following are used in Brazil, besides other roots, like ipecacuanha, and are occasion-

Fig. 52.



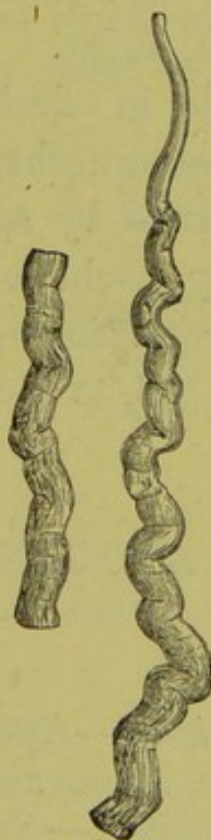
Ipecacuanha.

Fig. 53.



Striated ipecacuanha.

Fig. 54.



Undulated ipecacuanha.

ally met with in Europe, but rarely seen in the United States:

Striated ipecacuanha. From *Psychotria emetica*, Linné. Natural order, Rubiaceæ. Longitudinally wrinkled, with distant transverse fissures; dark purplish-brown; bark thick.

Undulated ipecacuanha. From *Richardsonia scabra*, Saint Hilaire. Natural order, Rubiaceæ. Undulate, slightly wrinkled, annulate and transversely fissured, gray; bark mealy; wood nearly the thickness of the bark.

White ipecacuanha. From *Ionidium Ipecacuanha*, Ventenat. Natural order, Violaceæ. Somewhat branched, not annulate, longitudinally wrinkled, whitish or pale brownish-yellow; wood porous, rather thick, yellowish.

Constituents.—Emetine about 1 per cent., ipecacuanhic acid (amorphous bitter glucoside), resin, pectin, starch, sugar. Emetine, $C_{28}H_{40}N_2O_5$, is a white powder, soluble in alcohol and chloroform, slightly soluble in cold water, ether, and fixed oils; colored bright yellow or orange by solution of chlorinated lime; its nitrate is nearly insoluble.

Properties.—Expectorant, nauseant, emetic. *Dose*, 0.06, 0.3, to 1 or 2 grams (gr. j, gr. v, gr. xv-xxx).

APOCYNUM ANDROSÆMIFOLIUM.—

DOG'S BANE.

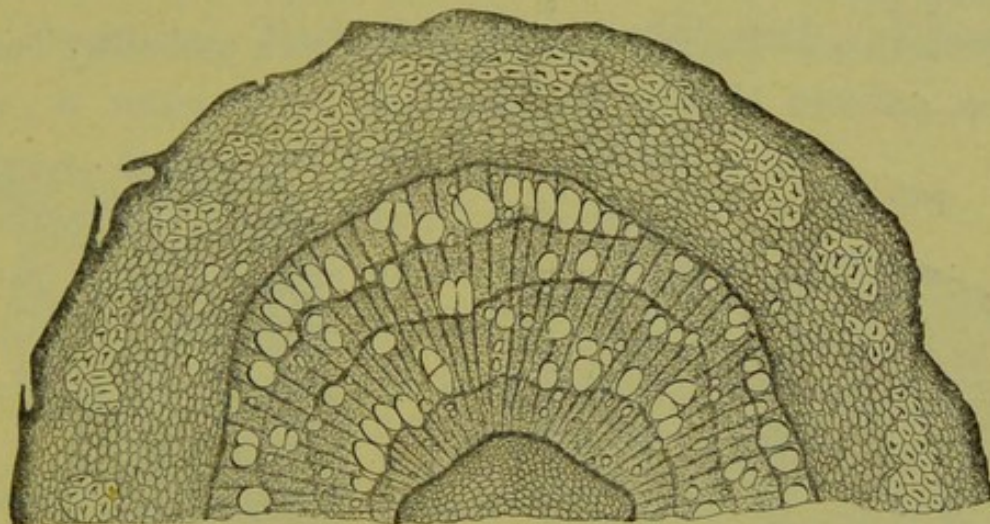
Origin.—*Apocynum androsæmifolium*, Linné. Natural order, Apocynaceæ.

Habitat.—North America, chiefly northward.

Description.—Long cylindrical, branched, about 6 millimeters ($\frac{1}{4}$ inch) or less thick; bark pale brownish, wrinkled, transversely fissured, thickish; internally white,

containing a circle of stone-cell groups, and rather small laticiferous ducts; unpleasantly bitter, easily separable

Fig. 55.



Apocynum androsæmifolium.—Transverse section, magnified 25 diam.

from the tough, white, porous, and tasteless wood, which has narrow medullary rays. The rhizome has a central pith.

It should not be confounded with the root of *Apocynum cannabinum*, *Linné*, which has a relatively thicker bark and soft, fragile, porous wood.

Constituents.—Bitter principle, resin, caoutchouc, starch, etc.

Properties.—Diuretic, sudorific, emetic, cathartic.

Dose, 0.3 to 1.6 grams (gr. v–xxv).

GELSEMIUM.—GELSEMIUM. YELLOW JASMINE.

Origin.—*Gelsemium sempervirens*, *Aiton*. *Natural order*, Loganiaceæ.

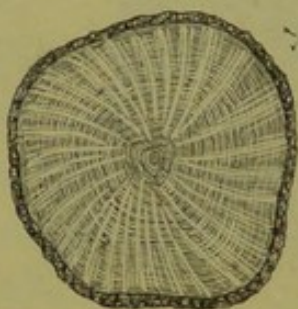
Habitat.—Southern United States.

Description.—The creeping rhizome and rootlets are collected. Cylindrical, long or cut in sections, occasionally 3 centimeters ($1\frac{1}{4}$ inch) thick, the roots often thinner;

externally light brown-yellow with purplish-brown longitudinal lines; tough, fracture splintery; internally yellowish; odor aromatic, heavy; taste bitter, of the wood slightly so.

Structure.—Bark thin, with a thin cork and silky bast fibres, adheres closely to the wood. The latter is yellowish, composed of porous wood-wedges, and has rather broad medullary rays. The rhizome has a thin pith. The parenchyme contains starch and a few crystals of calcium oxalate.

Fig. 56.



Gelsemium.—Transverse section.

Constituents.—Volatile oil, gelsemine, $C_{11}H_{12}NO_2$, gelseminic acid (regarded by some as being identical with æsculin), resin, starch; gelsemine is amorphous, soluble in ether, chloroform, and alcohol, slightly soluble in water.

Properties.—Nervine, antispasmodic, sedative. *Dose*, 0.2 to 0.6 gram (gr. iij-x) in powder, tincture, or fluid extract.

PAREIRA.—PAREIRA BRAVA.

Origin.—Chondodendron tomentosum, *Ruiz et Pavon*.
Natural order, Menispermaceæ.

Habitat.—Brazil.

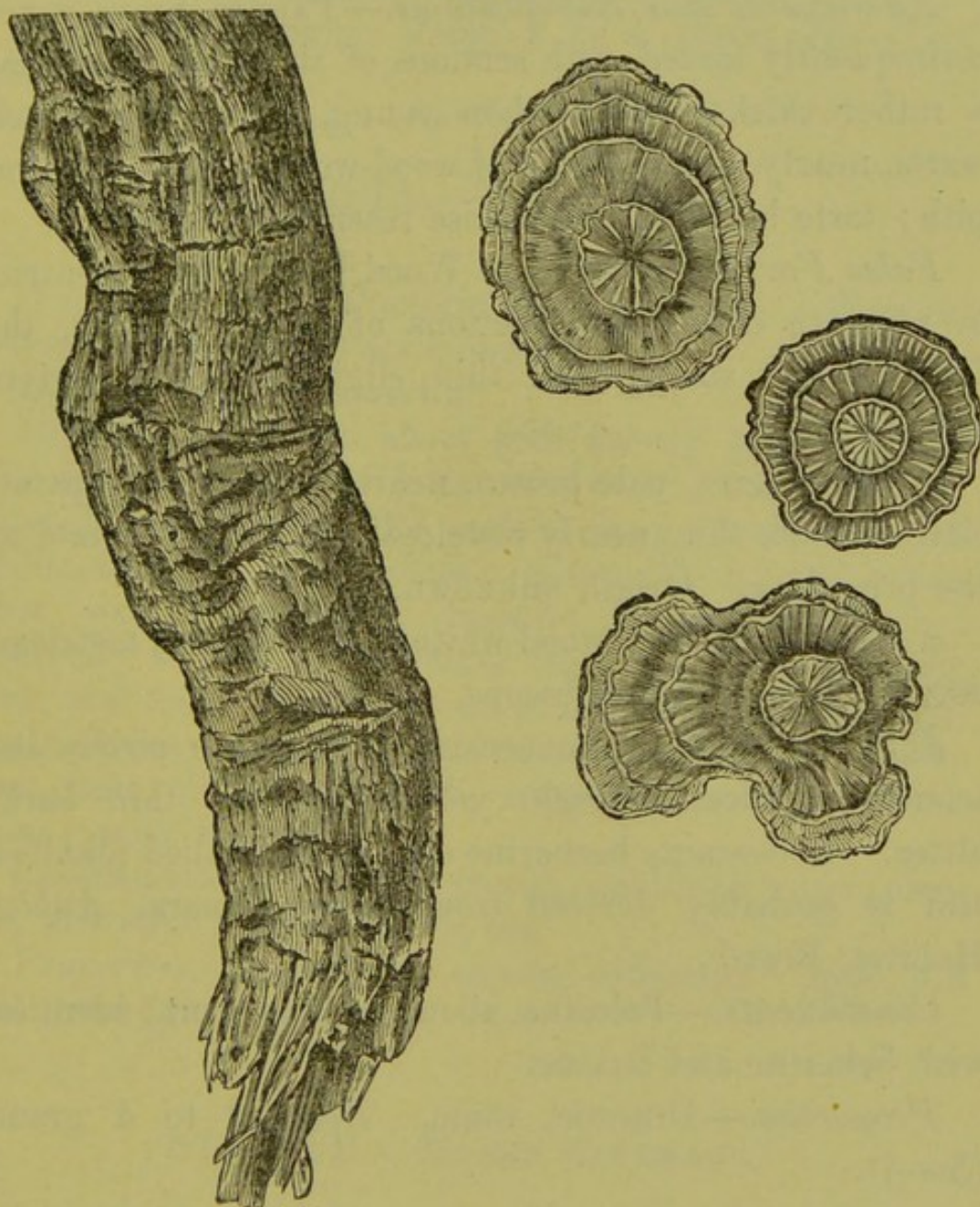
Description.—Subcylindrical, somewhat tortuous pieces, about 10 to 15 centimeters (4 to 6 inches) long, varying in thickness between 2 and 10 centimeters ($\frac{3}{4}$ and 4 inches); externally dark brown-gray, with transverse ridges and fissures and longitudinal furrows; internally

pale brown, porous; the fresh cut of a waxy lustre; in odorous, bitter.

Pieces having a bright yellow color, or with a grayish, hard, nearly tasteless wood, should be rejected.

Structure.—Bark thin, with a thin cork. Wood in

Fig. 57.



Pareira brava.—Portion of a root, and transverse sections of the same.

two or more somewhat irregularly concentric circles, which are separated by layers, composed of parenchyme,

stone cells, and compressed cells; the central circle occupied by about 12 wood-wedges, containing large ducts, separated by somewhat narrower medullary rays, and terminating by a semicircular line of compressed cells; the subsequent circles have the same structure, but a larger number of wood-wedges and medullary rays.

Admixtures and Substitutions.—*Pareira brava* is not unfrequently mixed with sections of the *stem*, which has a rather thicker bark, when young, dotted with black warts, nearly regular zones of wood-wedges, and a central pith; taste bitterish; otherwise resembles the root.

False Pareira brava.—*a.* Wood hard, very excentric, in separate circles and sections of circles, grayish, the fresh cut not waxy; bark thin, slightly bitter. Origin unknown.

b. Wood hard, pale brown, nearly concentric, separate circles; bark thin, nearly tasteless; otherwise resembling the preceding. Origin unknown.

c. Bark blackish; wood whitish, amylaceous, tasteless; derived from *Abuta rufescens*, *Aublet*.

d. Wood hard, very excentric, in separate circles and sections of circles, bright yellow like the thin bark; bitter. It contains berberine or a closely allied alkaloid, and is probably derived from *Abuta amara*, *Aublet*. Habitat, Brazil.

Constituents.—Pelosine, about 0.5 per cent., identical with beberine and buxine.

Properties.—Diuretic, tonic. *Dose*, 2 to 4 grams (℥ss-j).

BERBERIS.—BARBERRY.

Radix berberidis.

Origin.—*Berberis vulgaris*, *Linné*. *Natural order*, Berberidaceæ.

Habitat.—Europe and Western Asia; naturalized in North America.

Description.—Much branched, sometimes 5 centimeters (2 inches) thick, hard and tough, brownish, internally yellow, with a rather thin, foliaceous bark, and thick, light yellow wood; inodorous, bitter.

Constituents.—Berberine (see Hydrastis), vinetine (berbine or oxyacanthine; see Barberry bark).

Properties.—Tonic. *Dose*, 2 to 4 grams (3ss–j) in decoction, etc.

Distribution of Berberine, Archiv. 1887, p. 841.

BAPTISIA.—WILD INDIGO.

Origin.—*Baptisia tinctoria* Robert Brown. *Natural order*, Leguminosæ, Papilionaceæ.

Habitat.—North America.

Description.—Head short with knotty branches, and with several roots; the latter are bent, little branched, about 50 centimeters (20 inches) long, from 3 to 12 millimeters ($\frac{1}{8}$ – $\frac{1}{2}$ inch) thick; externally brown, somewhat warty and scaly; fracture tough and fibrous; internally whitish; bark rather thick with a thin brown cork, and tough bast fibres in radial lines; wood tough, finely porous; medullary rays narrow, indistinct; inodorous; taste of bark bitterish, somewhat acrid and nauseous; wood tasteless.

Constituents.—Baptisine (acrid, soluble in water, alcohol, and ether), resin, starch, etc.

Properties.—Stimulant, emetic, cathartic. *Dose*, 0.3 to 1 gram (gr. v–xv).

STATICE.—MARSH ROSEMARY.

Origin.—*Statice Limonium*, Linné, var. *caroliniana*, Gray. *Natural order*, Plumbaginaceæ.

Habitat.—North America, near the coast.

Description.—Several-headed, 30 to 60 centimeters

(12 to 24 inches) long, 25 millimeters (1 inch) or more thick, annulate above, branched and wrinkled below, compact, tough, purplish-brown externally, lighter internally, with a rather thick bark and narrow, yellowish wood-wedges; inodorous, strongly astringent, and slightly bitter.

Constituents.—Tannin 14–18 per cent., mucilage, sugar, etc.

Properties.—Astringent. *Dose*, 0.5 to 2 grams (gr. viij–xxx).

CEANOTHUS.—RED ROOT.

Origin.—*Ceanothus americanus*, *Linné* (New Jersey tea). *Natural order*, Rhamnaceæ.

Habitat.—North America, in dry woodlands.

Description.—Head simple, knotty-tuberculate, and little branched; root about 30 centimeters (12 inches) long, and above 10 to 25 millimeters ($\frac{2}{5}$ –1 inch) thick, contorted, somewhat branched, rust brown, finely wrinkled; fracture granular through the thin rust-colored bark; wood tough, pale brown-red, with fine medullary rays; inodorous; bitter astringent.

Constituents.—Tannin, starch.

Properties.—Astringer.⁺ tonic. *Dose*, 0.6 to 2 grams (gr. x–xxx).

KRAMERIA.—RHATANY.

Origin.—1. *Krameria triandra*, *Ruiz et Pavon*, and, 2. *Krameria tomentosa*, *Saint ilaire*. *Natural order*, Krameriaceæ.

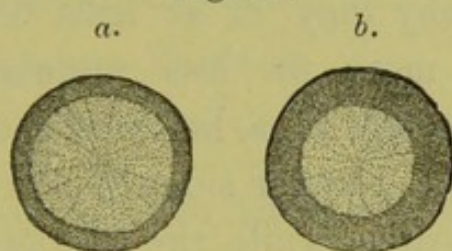
Habitat.—1. Peru and Bolivia; 2. New Granada.

Description.—About 25 millimeters (1 inch) thick, knotty and several-headed above, branched below, the branches thinner and long; bark smooth or scaly, deep rust-brown, about 2 millimeters ($\frac{1}{12}$ inch) thick, very

astrigent, inodorous; wood pale brownish, tough, finely radiate, nearly tasteless; bark of branches about $\frac{1}{8}$ or $\frac{1}{6}$ the diameter.

The root of *Krameria tomentosa* (*Savanilla rhatany*) is less knotty, more slender, and has a dark brown-

Fig. 58.



Transverse section of—*a.* Peruvian, *b.* *Savanilla rhatany* root.

purplish, somewhat scaly bark, about 3 millimeters ($\frac{1}{8}$ inch) thick; bark of branches about $\frac{1}{5}$ to $\frac{1}{4}$ the diameter.

Structure.—Cork rather thick; parenchyme of bark dotted, contains starch; bast bundles small, forming interrupted lines; medullary rays broad, in the finely porous wood very narrow.

Varieties.—1. *Peruvian* or *Payta rhatany*, and, 2. *Savanilla rhatany*. Described above.

3. *Para* or *Brazilian rhatany*. Probably from *Kr. argentea*, *Martius*. Resembles *Savanilla rhatany*; but is more blackish, less of a purple tint, very flexible; bark transversely fissured and somewhat warty.

4. *Texan rhatany*. From *Kr. secundiflora*, *De Candolle*. Thin; externally blackish-brown, scaly; bark of branches about $\frac{1}{3}$ the diameter; not found in commerce.

Constituents.—Kramero-tannic acid about 20 per cent., rhatanin red, starch.

Properties.—Astringent. *Dose*, 0.5 to 2 grams (gr. viij-3ss), in powder (rarely), syrup, tincture, extract.

2. RHIZOMES.—RHIZOMATA.

Rhizomes are stems remaining wholly or partly under ground, and are mainly distinguished from roots by the presence of scaly leaves or of sheathing leaf-bases or their scars, whereby they, or at least their younger portion, acquire a more or less annulated appearance. Rhizomes grow mostly in a horizontal or oblique direction, and bear on the upper side the scars of overground stems and leaf-sheaths, while the rootlets are mainly on the lower side. Few of the officinal rhizomes have a perpendicular growth, are on all sides uniformly surrounded by rootlets, and on the lower end are more or less truncate. Branches, if present, emanate from the axils of leaf-scars.

Histology.—The rhizomes of cryptogamous plants (ferns) consist of parenchyme, in which a few, more or less laterally elongated, not wedge-shaped, wood-bundles are arranged in a loose circle.

The rhizomes of monocotyledons consist of a circle of parenchyme, followed by a circular row of thick-walled cells, the nucleus sheath or endoderm, and inclosing a cylinder of parenchyme in which wood-bundles are irregularly scattered, and these are often most abundant near the nucleus sheath; in some cases wood-bundles are also observed in the outer layer which may be likened to the bark. The nucleus sheath is sometimes wanting.

The rhizomes of dicotyledons have usually the epidermis replaced by a layer of cork; the bark consists of an outer and an inner layer, the latter being the liber, and is separated by a thin layer of cambium from the wood, which is circularly arranged in more or less dis-

tinctly wedge-shaped masses, and these alternate with medullary rays and inclose a circular pith.

Classification.

Sect. 1. Cryptogamous Rhizomes.

Rhizome densely covered with stipes, and between these with brown silky chaff.

Aspidium.

Sect. 2. Monocotyledonous Rhizomes.

Collected without rootlets.

Aromatic and pungent.

Peeled or unpeeled, flattish, lobed, with numerous oil-cells.

Zingiber.

Usually in disks, light reddish or brown-gray, with oil-cells.

Zedoaria.

Cylindrical, annulate, branched, reddish-brown; internally whitish, with oil-cells.

Galanga.

Globular-pyriform, or more frequently cylindrical, gray; internally orange-yellow, horny.

Curcuma.

Aromatic and bitter, flattish-cylindrical, on the lower side with scars of rootlets in wavy and branched lines.

Calamus.

Odor of violets, bitterish, white, consisting of flattened club-shaped joints.

Iris florentina.

Taste sweet; thin, straw-yellow; internally whitish, spongy, hollow in centre.

*Triticum
repens.*

Taste bitterish, acrid; thin, brown-gray, under the epidermis a circle of large air-tubes.

Carex arenaria.

Taste bitterish; thick, tuberous, tuberculated, reddish-brown; internally whitish-brown dotted.

Smilax China.

Taste acrid, tingling; obconical, brown, surrounded by scars of rootlets; internally whitish, with short curved wood-bundles.

*Veratrum
album.*

Collected with rootlets.

Taste acrid, tingling; obconical, brown, surrounded by shrivelled, lighter-colored, simple rootlets; internally whitish, with short curved wood-bundles.

*Veratrum al-
bum and Ver.
viride.*

- Resembling the preceding, but of larger dimensions, dark gray, and, when rubbed, of a disagreeable odor. *Dracontium.*
- Taste sweetish, astringent, bitter, and acrid; subglobular or obconical; wood-bundles curved. *Trillium.*
- Taste bitter; short, cylindrical; wood-bundles crowded near centre. *Chamælorium.*
- Taste amylaceous, bitter; short, cylindrical, jointed. *Aletris.*
- Taste acrid; brown, consisting of cylindrical joints, which are flattened above. *Iris versicolor.*
- Taste bitterish, slightly acrid; long, thin, sub-cylindrical, little branched, brown; on upper side with approximate cup-shaped stem-scars. *Cypripedium.*
- Long, thin, cylindrical, branched, whitish, with rather distant stem-scars above. *Convallaria.*
- Resembling the preceding, but thicker and jointed between the stem-scars. *Polygonatum.*
- Taste acrid; flattish cylindrical, bent and branched; whitish, hard. *Dioscorea.*
- Sect. 3. Dicotyledonous Rhizomes.*
- Collected with few or no rootlets.
- Short, leaf-scars approximate.
- Acrid; cylindrical, deep brown-red; internally white, with numerous red resin-cells. *Sanguinaria.*
- Astringent; cylindrical, brown; internally reddish; bark thin; wood-wedges small; medullary rays broad. *Geranium.*
- Astringent; irregularly conical, pitted, brown; internally reddish; bark thick; wood-wedges small; medullary rays broad. *Tormentilla.*
- Astringent; S-shaped, flattish, red-brown; internally reddish; bark thick; wood-wedges small, numerous; medullary rays narrow. *Bistorta.*
- Long horizontal, leaf-scars mostly distant.
- Mucilaginous, bitter, and astringent; grayish, spongy; wood-bundles scattered; disks or sections. *Nymphaea.*

- Somewhat bitter and acrid; composed of joints, terminated by a broad cup-shaped scar on upper side, and a tuft of rootlets underneath. Podophyllum.
- Cylindrical, somewhat tuberculate, with laticiferous vessels. Asclepias cornuti.
- Somewhat aromatic, sweetish; cylindrical, annulate above. Aralia nudicaulis.
- Very pungent, cylindrical. Armoracia (see Roots).
- Collected with rootlets.
- Rhizomes short, upright or mostly oblique, often knotty.
- Aromatic, more or less pungent.
- Upright, subglobular, or obconical; internally brownish, waxy, with small wood-wedges. Valeriana.
- Cylindrical, oblique, or horizontal; wood circle narrow; in bark of rhizome and rootlets, near the wood, a circle of resin-cells. Arnica.
- Thin cylindrical, oblique, with projecting stem-scars on upper side and numerous rootlets beneath; wood somewhat excentric. Serpentaria.
- Thin cylindrical, with deeply cup-shaped stem-scars on upper side and numerous rootlets beneath; wood excentric. Spigelia.
- Slightly aromatic, bitter, and astringent.
- Subcylindrical, oblique, with fragile rootlets; wood soft; pith brown-gray. Geum rivale.
- Subcylindrical or obconical, with numerous fragile rootlets; wood rather hard; pith reddish; odor clove-like. Geum urbanum.
- Not aromatic; bitter or somewhat acrid, wood (except in Hydrastis) prominent, hard.
- Subglobular; wood white; rootlets numerous, brittle; pale brown. Asclepias incarnata.
- Obconical or oblique and short-jointed; yellowish-gray; internally bright yellow. Hydrastis.

Horizontal, short-branched, matted; stem-scars broad; brown; tough.	<i>Caulophyllum</i> .
Very knotty and hard; brown-gray; stem-scars shallow.	<i>Collinsonia</i> .
Irregular tuberculate, blackish-brown, waxy; wood-bundles rather distant; wood of rootlets somewhat hexagonal.	<i>Helleborus niger</i> .
Like preceding, somewhat smaller; wood-bundles approximate in about four distant groups; wood of rootlets with four short rays.	<i>Helleborus viridis</i> .
Like the following, but smaller.	<i>Actæa alba</i> .
Stout branches ascending, black-brown, hard; wood-wedges approximate; wood of rootlets with four long rays.	<i>Cimicifuga</i> .
Stout knotty-cylindrical, gray-brown, hard; scars concave; medullary rays fine.	<i>Triosteum</i> .
Knotty, red-brown; rootlets more or less annulate; resinous dotted in the bark.	<i>Gillenia</i> .
Elongated, mostly not knotty.	
Aromatic; knotty from prominent stem-scars; roots long.	<i>Aralia racemosa</i> .
Aromatic, pungent; quadrangular or two-edged, thin, gray-brown; bark thick; wood-wedges small; pith large.	<i>Asarum</i> .
Bitter, slightly acrid; flattened, branched, black-brown; bark thin; wood thick, tough; pith brownish.	<i>Leptandra</i> .
Bitter; cylindrical, pale yellowish-brown; internally bright yellow; wood tough; pith small.	<i>Xanthorrhiza</i> .
Bitter; often knotty; yellowish-brown; tough.	<i>Berberis aquifolium</i> .
Aromatic, bitter; cylindrical, light brown; bark thin; wood hard; pith small.	<i>Gelsemium</i> (see Roots).
Sweet; cylindrical, brownish; internally tawny-yellow; bark rather thick; wood large-porous.	<i>Glycyrrhiza</i> (see Roots).
Sweetish, slightly acrid; cylindrical or in powder; deep red.	<i>Rubia</i> (see Roots).

Bitter; cylindrical, yellowish-brown; internally yellowish; woody zone narrow, tough; pith large, somewhat excentric. Menispermum.

ASPIDIUM.—ASPIDIUM.

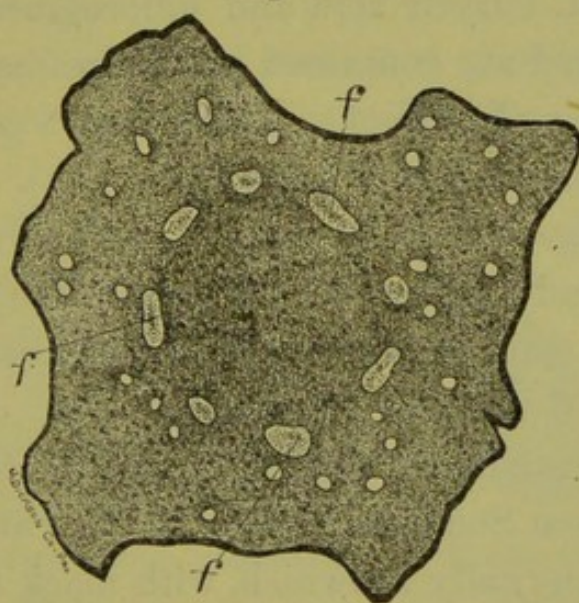
Male fern.

Origin.—1. *Aspidum Filix mas*, Swartz, and, 2. *Aspidum marginale*, Willdenow. *Natural order*, Filices.

Habitat.—1. Canada, Rocky Mountains, Northern Asia, and Europe. 2. United States.

Description.—From 7 to 15 centimeters (3 to 6 inches) long, 15 to 25 millimeters ($\frac{3}{8}$ to 1 inch) thick, and,

Fig. 59.



Filix mas.—Transverse section, magnified 3 diam. *f.* Fibrovascular bundles.

together with the closely imbricated stipe remnants, 50 or 65 millimeters (2–2½ inches) in diameter, and densely covered with brown, glossy transparent, and soft chaffy scales; externally of a dark brown color; internally pale green, rather spongy; the vascular bundles about 10 (*A. Filix mas*) or 6 in number (*A. marginale*), arranged in

an interrupted circle; odor slight, disagreeable; taste sweetish, bitter, somewhat astringent, nauseous.

When used, the chaff, together with the dead portions of the rhizome and stipes, must be removed, and only such portions as have retained their green color should be employed.

Structure.—The parenchyme is thin-walled, and contains minute starch grains and green oil, and in the intercellular spaces short-stalked oil glands. The vascular bundles consist mostly of scalariform ducts.

Constituents.—Fixed oil 6–7 per cent., filitanic acid, filixred, chlorophyll, and filicic acid, $C_{14}H_{18}O_5$; the latter crystalline, soluble in fixed and volatile oils, less soluble in ether and alcohol, insoluble in water; yields, with fusing potassa, butyric acid and phloroglucin. The constituents named are contained in Oleoresina filicis.

Properties.—Tæniifuge. *Dose*, 2 to 8 grams (ʒss–ij), or the oleoresin, 0.3 to 1 gram (gr. v–xv).

Allied drugs.—*Aspidium rigidum*, Swartz, indigenous to Europe and California. The rhizome is longer and thinner than male fern, has the stipes loosely imbricate, and contains 6 vascular bundles.

Aspidium athamanticum, Kunze, pauna-pauna, uncomocomo, from Southern Africa; thicker and firmer than male fern; internally brownish, with black resin-dots and broader wood-bundles.

Substitutions.—The rhizomes of most indigenous ferns are thinner, the stipes rarely closely imbricate, and usually free from, or with very little, chaff.

ZINGIBER.—GINGER.

Origin.—*Zingiber officinale*, Roscoe. *Natural order*, Zingiberaceæ.


Habitat.—India; cultivated in the tropics.

Description.—Flattish, about 15 millimeters ($\frac{3}{8}$ inch) broad, on one side lobed or clavately branched, deprived of the epidermal layer, pale buff-colored, striate, breaking with a mealy rather fibrous fracture; internally whitish, with numerous small orange-colored dots and a distinct nucleus sheath; agreeable aromatic, of a pungent and warm taste.

Structure.—The tissue consists mainly of parenchyme containing flattened starch granules, and is, in coated ginger, surrounded by a layer of tangentially elongated cells, resembling those of the nucleus sheath. The resin cells are scattered through the tissue, and the fibro-vascular bundles are most numerous within the circle of the nucleus sheath.

Varieties.—Coated and uncoated ginger: the latter deprived of the epidermal layer; the former sometimes

Fig. 60.



Zingiber—Transverse section, magnified
3 diam.

Fig. 61.

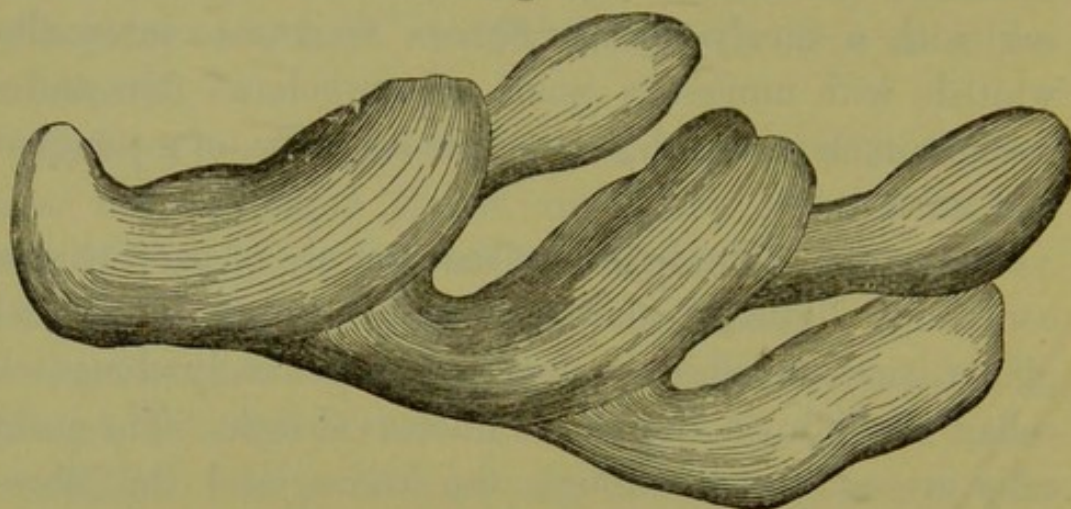


Ginger starch-granules.
Magnified 250 diam.

distinguished as *black* ginger—a designation more properly restricted to the rhizome, which, before drying, has been steeped in boiling water, and, when dry, breaks with a horny, blackish, somewhat diaphanous fracture, due to the pasty condition of the starch. The commercial varieties are designated from the country of production.

1. *Jamaica ginger*. The kind described above; sometimes the rhizome has been steeped in milk of lime, and

Fig. 62.



Jamaica ginger.

is covered with a white powder of calcium carbonate.

2. *African ginger*. Coated with a light brown or gray-brown tissue, rhizome shorter, the lobes broadly linear or oblong.

Fig. 63.



East India ginger.

3. *Chinese ginger*. Coated, rhizome shorter, the lobes stumpy.

4. *East India ginger*. Coated on the edges, the flat sides deprived of the epidermal layer.

5. *Green ginger*. The lobed branches recently dug and sent to market without drying.

6. *Preserved ginger*. Fresh ginger steeped in hot syrup; it is soft, brown-yellow, translucent.

Constituents.—Volatile oil, 1 to 2 per cent., gingerol (viscid inodorous liquid, to which the hot taste is due), resin, starch, mucilage, etc.

Properties.—Carminative, stimulant, sternutatory, rubefacient, anodyne. *Dose*, 0.3 to 2 grams (gr. v-xxx), in powder or tincture.

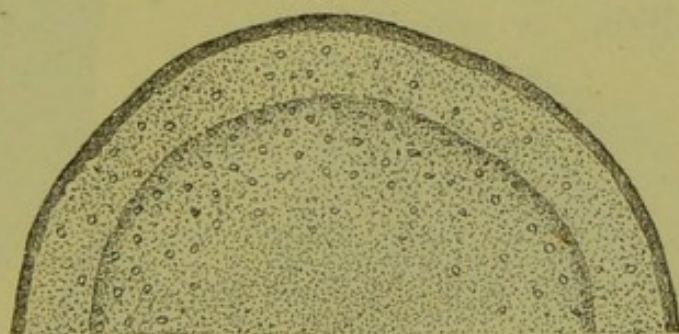
ZEDOARIA.—ZEDOARY.

Origin.—*Curcuma Zedoaria*, *Roscoe*. *Natural order*, Zingiberaceæ.

Habitat.—India.

Description.—Circular disks of a tuber, 1 to 4 centimeters ($\frac{2}{5}$ to $1\frac{3}{5}$ inch) in diameter, orange-brown; internally pale reddish-gray brown, with numerous brown-yellow

Fig. 64.



Zedoaria.—Transverse section, magnified 3 diam.

resin cells, and lighter colored wood-bundles, the latter most numerous within the nucleus sheath, which separates the central portion from a much thinner outer layer; fracture short, somewhat mealy, and slightly horny; odor and taste ginger-like.

Constituents.—Volatile oil, resin (to which the pungent taste is due), starch, mucilage, etc.

Properties and Dose.—Like ginger.

Gingerol (Thresh) $C_{15}H_{26}O$, amorphous, semiliquid, burning taste. *Berichte 1884, No 18, p. 612*

GALANGA.—GALANGAL.

Origin.—*Alpinia officinarum*, *Hance*. *Natural order*, Zingiberaceæ.

Habitat.—China.

Description.—Cylindrical, branched, about 5 centimeters (2 inches) and 15 millimeters ($\frac{3}{8}$ inch) thick, annulate by distant leaf-sheaths, rust-brown; fracture short, somewhat fibrous; internally brownish-white, with

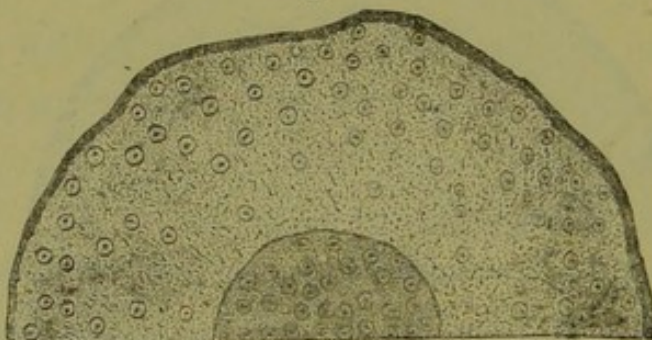
Fig. 65.



Galanga.

numerous brown-yellow resin cells and brownish wood-bundles, which are scattered in the outer layer and approximate in the equally thick central portion; odor and taste ginger-like.

Fig. 66.



Galanga.—Transverse section, magnified 3 diam.

The *larger galangal* from *Alpinia Galanga*, *Swartz* (India), which is of larger dimensions and of a more red color, is now not an article of commerce.

Constituents.—Volatile oil, resin (to which the pungent taste is due), starch, mucilage, etc.

Properties and Dose.—Like ginger.

CURCUMA.—TURMERIC.

Origin.—*Curcuma longa*, *Linné*. *Natural order*, Zingiberaceæ.

Habitat.—Southern Asia; cultivated.

Description.—Oval or oblong, nearly 5 centimeters (2 inches) long and about one-half as thick (round turmeric); or cylindrical branches about 1 centimeter ($\frac{2}{5}$ inch) thick (long turmeric); sometimes cut longitudinally or transversely; externally yellowish-gray, somewhat annulate; internally orange-yellow or brown-yellow, with

Fig. 67.

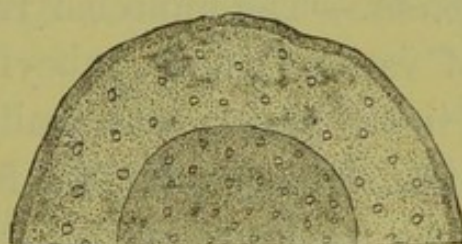


Fig. 68.



Long turmeric.

Fig. 69.



Round turmeric. Curcuma.—Transverse section, magnified 3 diam.

a dark circular nucleus sheath; fracture flattish, glossy; odor slight ginger-like; taste warm, aromatic, and bitterish; powder deep yellow, turning brown-red by alkalis and borax.

Varieties.—1. *Chinese turmeric.* Central rhizomes and branches.

2. *Bengal turmeric.* Slender branches, reddish.

3. *Madras turmeric.* Thick branches and transverse sections of central rhizomes.

4. *Java turmeric.* Rather small central rhizomes and branches, usually cut transversely and longitudinally.

5. *Cochinchina turmeric.* Sections of large diameter, rough externally.

Constituents.—Volatile oil 1 per cent., viscid oil 11 per cent., containing curcumol, a little pungent resin, curcumin, starch, mucilage, etc.

Curcumin, $C_{14}H_{14}O_4$, is orange-yellow, resinous, insoluble in water, soluble in alcohol and ether; also with a red-brown color in alkalies; red-brown by boracic acid.

Properties.—Stimulant, tonic; used for coloring ointments and tinctures, and for the detection of alkalies and borates.

Curcumin with weak oxidizing agents affords vanillin
Ph. Journ (Aug 1886) p 123

CALAMUS.—CALAMUS.

On Curcumin Ber. Ber. 1877. p. 192

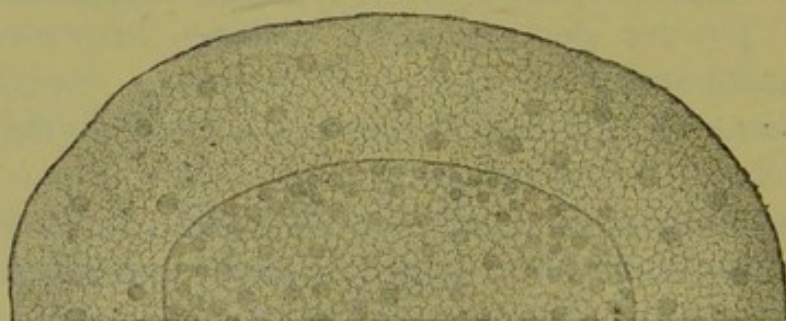
Sweet flag.

Origin.—*Acorus Calamus*, Linné. *Natural order*, Araceæ.

Habitat.—Europe and North America, on the banks of streams and ponds.

Description.—The unpeeled rhizome is directed. In sections of various length, subcylindrical, about 2 centimeters ($\frac{4}{5}$ inch) broad; externally reddish-brown (when peeled pinkish-white), annulate from the distant oblique leaf-scars, on the lower surface marked with the circular scars of the rootlets in wavy lines, longitudinally

Fig. 70.



Calamus.—Transverse section, magnified 3 diam.

wrinkled; whitish internally, of a spongy texture, breaking with a short corky fracture, showing numerous yellowish and brownish dots on both sides of the elliptic nucleus sheath; odor aromatic; taste strongly bitter.

Structure.—The predominating tissue is parenchyme containing numerous air-passages; the cells are filled with starch or with oil, the latter being more numerous in the cortical zone. The fibro-vascular bundles are most numerous within and near the nucleus sheath, the latter consisting of rather thin-walled cells.

Constituents.—Volatile oil 1–2 per cent., bitter principle (acorin), resin, starch, mucilage. Acorin is brown-yellow, soft, soluble in water, alcohol, and ether, precipitated by tannin, and is probably a glucoside. C₁₀ H₁₆

Properties.—Stimulant, carminative, tonic. *Dose*, 1 to 4 grams (gr. xv–3j), in powder, infusion, and tincture. See Archiv
1896. p. 48

ter principle Acorin $C_{36}H_{60}O_6$ with dilute acids or alkalis gives vol oil & sugar
 $H_2O \cdot C = 3 \frac{1}{2} H_2O + C_{36}H_{58}O_5$ Acorin $C_{36}H_{58}O_5$ an indifferent resin

IRIS FLORENTINA.—FLORENTINE ORRIS.

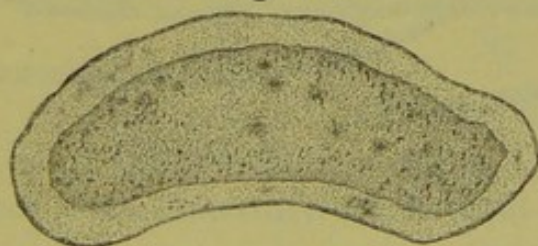
alkaloidal body Calamine.

Origin.—*Iris florentina*, Linné, *I. pallida*, Linné, and *I. germanica*, Linné, chiefly the last two species.
Natural order, Iridaceæ.

Habitat.—Northern Italy; cultivated.

Description.—Horizontal, flattened, consisting of joints, 5 to 10 centimeters (2 to 4 inches) long, broadest near the upper extremity, and terminated by a circular scar;

Fig. 71.



Iris florentina.—Transverse section.

peeled, of a whitish color; on the upper side with small fibro-vascular bundles in transverse lines; on the lower side with numerous circular brownish scars; fracture short, somewhat mealy; nucleus sheath prominent in lower half; wood-bundles scattered, crowded within the

nucleus sheath; odor violet-like; taste mealy, bitterish, and slightly acrid.

Long, rather slender joints are selected for the use of teething infants, trimmed smoothly and frequently whitened by chalk or magnesia.

Constituents.—Volatile oil, resin, fat, starch, mucilage, bitter extractive. *Oil of orris*, distilled by means of superheated steam, is solid at ordinary temperatures, has an agreeable violet odor, and consists chiefly of myristic acid mixed with a little volatile oil.

Properties.—Errhine, diuretic, in fresh state irritant; used chiefly in dentifrices and perfumery. *Dose*, 0.3 to 1 gram (gr. v–xv).

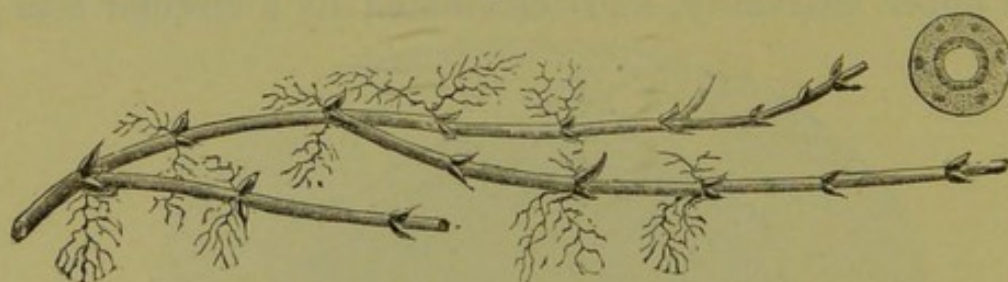
TRITICUM REPENS.—COUCHGRASS.

Triticum, *U. S.*, *Rhizoma* (*Radix*) *graminis*.—Quitchgrass, Quickens.

Origin.—*Triticum repens*, *Linné*. *Natural order*, Gramineæ.

Habitat.—Europe and North America.

Fig. 72.



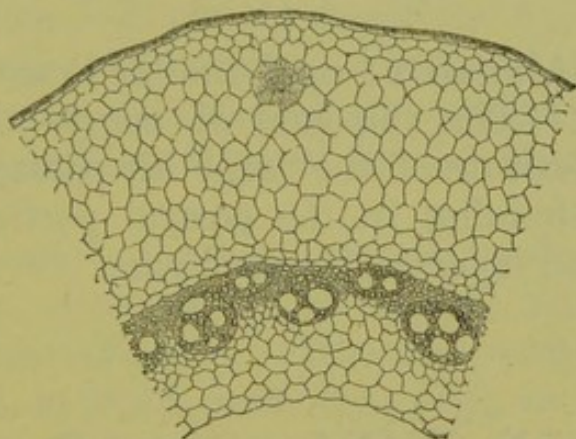
Triticum repens.—Rhizome and transverse section, magnified 3 diam.

Description.—Very long and creeping, the internodes about 5 centimeters (2 inches) long, cut in sections, about 1 centimeter ($\frac{2}{5}$ inch) long, about 2 millimeters ($\frac{1}{12}$ inch) thick, smooth but wrinkled, straw-yellow, hollow in the centre; inodorous, sweet.

It should be gathered in autumn or in early spring and deprived of the rootlets.

Structure.—The cortical zone consists of large parenchyme cells, with about six small wood-bundles, and is

Fig. 73.



Triticum repens.—Section through portion of rhizome, magnified 65 diam.

free from starch. The woody zone is narrow and yellowish, and incloses a narrow circle of parenchyme, the remnant of the medullary centre.

Constituents —Glucose, fruit-sugar, a third sugar, and triticin, which resembles inulin.

Properties.—Diuretic, aperient. *Dose*, 2 to 8 grams (5ss–ij), in decoction and as extract.

CAREX ARENARIA.—RED SEDGE.

Radix sarsaparillæ germanicæ, Radix graminis rubræ.

Origin.—*Carex arenaria*, Linné. *Natural order*, Cyperaceæ.

Habitat.—Central and Northern Europe, near the coast.

Description.—Horizontal, long, internodes 1 to 3 centimeters ($\frac{2}{5}$ to 1 inch) long, angularly furrowed,

brown-gray, the nodes fringed with leaf-sheaths and marked with scars and remnants of rootlets; internally with a large centre containing numerous approximate wood-bundles, and surrounded by a circle of large air-passages; nearly inodorous, sweetish, somewhat bitter, and acrid.

Constituents.—Acrid and bitter principle, sugar, resin, starch.

Properties.—Alterative; used similar to sarsaparilla.

Substitutions.—The rhizomes of many other species of *Carex* are destitute of the large air-passages, and in many the wood-bundles in the central portion are surrounded by broad layers of parenchyme.

SMILAX CHINA.—CHINA ROOT.

Origin.—*Smilax China*, *Linné*. *Natural order*, Smilacæ.

Habitat.—China, Japan.

Description.—Irregularly tuberous, about 10 or 15 centimeters (4 or 6 inches) long and 3 to 5 centimeters ($1\frac{1}{5}$ to 2 inches) thick, tuberculate by short branches, reddish-brown; internally whitish, mealy, with numerous small brown resin cells, and near the centre with many scattered wood-bundles, but without a nucleus sheath; inodorous, insipid, afterwards bitterish, and slightly acrid.

Substitutions.—*Smilax pseudochina*, *Linné*, Central and Southern North America. Smaller, less tuberculate, rather spongy, and with few resin cells.

The tubers of *Smilax glauca*, *Walter*, are yellowish or pale brownish, spongy, and destitute of resin cells.

Constituents.—Smilacin, resin, starch, a little tannin.

Properties.—Alterative; used similar to sarsaparilla.

VERATRUM ALBUM.—WHITE VERATRUM.

Origin.—Veratrum album, *Linné*. *Natural order*, Liliaceæ, Melanthiæ.

Habitat.—Europe, in mountainous regions.

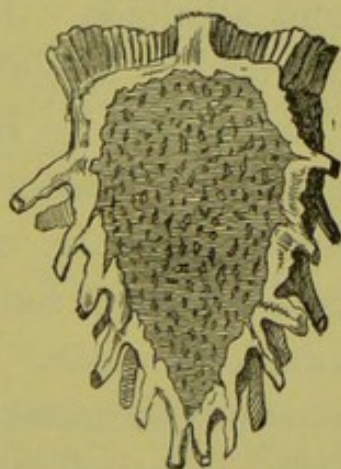
Description.—It closely resembles American veratrum in all essential characters. Formerly it consisted only of the rhizome, deprived of its rootlets; but the latter are now present, as directed by the German Pharmacopœia.

Constituents.—Jervine, pseudojervine, rubijervine, veratralbine, veratrine (?), jervic acid, resin,

Properties.—Emetic, cathartic, errhine, poisonous.
Dose, 0.06 to 0.12 gram (gr. j–ij), in powder, mostly externally as ointment in itch, and mixed with an inert powder as snuff.

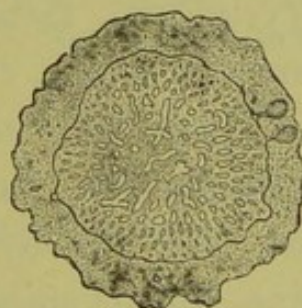
Jervic acid is identical with chelidonic acid
Archiv 86 p. 513

Fig. 74.



Veratrum.—Longitudinal section.

Fig. 75.



Veratrum.—Transverse section.

VERATRUM VIRIDE.—AMERICAN VERATRUM.

Origin.—Veratrum viride, *Aiton*, nearly allied to Verat. album, var. Lobelianum, *Bernhardt*, of Europe.
Natural order, Liliaceæ, Melanthiæ.

Habitat.—North America, in rich woods.

Description.—Closely resembles white veratrum. Rhizome obconical, mostly simple, 5 to 8 centimeters (2–3 inches) long, 2 to 3 centimeters ($\frac{4}{5}$ – $1\frac{1}{5}$ inch) thick, tufted above, truncate below, externally blackish-gray and invested on all sides with numerous shrivelled light-yellowish-brown rootlets, which are about 20 centimeters (8 inches long) and about 3 millimeters ($\frac{1}{8}$ inch) thick; internally whitish with numerous darker colored dots and short wavy lines within the nucleus sheath; inodorous, bitter, very acrid, sternutatory.

Structure.—Cortical zone about $\frac{1}{7}$ of the diameter, consists of parenchyme, containing starch and occasionally calcium oxalate, and has few short-curved wood-bundles. Nucleus sheath wavy, the inner cell walls thickened. Central portion like the cortical zone, but the wood-bundles numerous.

Constituents.—Resin, starch, and alkaloids. Jervine is crystalline, tasteless, not sternutatory, insoluble in water and ether, colored yellow and green by H_2SO_4 , the salts insoluble in dilute mineral acids. Veratroidine is uncrystallizable, sternutatory, soluble in ether, colored yellow and red by H_2SO_4 . Pseudojervine resembles jervine, but its sulphate is more soluble in water. Rubijervine resembles veratroidine, but is not sternutatory.

Properties.—Emetic, diaphoretic, sedative, errhine. *Dose*, 0.06 to 0.12 gram (gr. j–ij), in powder, or preferably in tincture and fluid extract.

DRACONTIUM.—SKUNK CABBAGE.

Origin.—*Dracontium foetidum*, Linné, s. *Symplocarpus foetidus*, Salisbury. *Natural order*, Araceæ.

Habitat.—North America, in moist grounds.

Description.—Obconical, truncate above and below, 7 to 10 centimeters (3 to 4 inches) long, and about 5 centimeters (2 inches) in diameter, the upper half beset with numerous long, shrivelled rootlets; gray-brown externally; internally whitish, with numerous short bent wood-bundles, which are crowded within the somewhat wavy nucleus sheath. When triturated, it emits a disagreeable odor; taste acrid, biting.

Constituents.—Fat, resin, sugar, gum, starch; the acrid principle, which appears to be altered by heat, has not been isolated.

Fig. 76.



Dracontium.—Section through upper part, natural size.

Properties.—Emetic, diuretic, antispasmodic, stimulant. *Dose*, 0.3 to 1 gram (gr. v–xv), in recent powder or infusion.

TRILLIUM.—BETHROOT, BIRTHWORT.

Origin.—*Trillium erectum*, *Linné*, and other species of *Trillium*. *Natural order*, Liliaceæ, Asparagineæ.

Habitat.—United States, in damp woods.

Description.—Varying between subglobular and obconical, somewhat tufted above, truncate below, about 3 centimeters ($1\frac{1}{2}$ inch) long, annulate, orange-brown, rootlets light brown; internally whitish; fibrovascular bundles mostly near the circumference, curved or circular; inodorous; taste sweetish, astringent, bitter and acrid.

Constituents.—Acrid principle (not precipitated by lead acetate, nearly insoluble in water), resin, tannin, starch.

Properties.—Emmenagogue, emetic. *Dose*, 2 to 4 grams (℥ss-j).

CHAMÆLIRIUM.—STARWORT.

Origin.—Chamælirium luteum, *Gray*, s. Helonias dioica, *Pursh*. *Natural order*, Liliaceæ, Melanthicæ.

Habitat.—North America, in low grounds.

Description.—About 25 millimeters (1 inch) long and 6 millimeters ($\frac{1}{4}$ inch) thick, subcylindrical, closely annulate, gray-brown, on upper side few stem-scars, on lower side wiry rootlets; internally whitish; fracture smooth and horny; wood-bundles near the centre numerous; inodorous; taste bitter.

Constituents.—Starch, chamælirin (yellowish glucoside, watery solution frothing, by sulphuric acid colored orange-red, crimson, brown, etc).

Properties.—Tonic, diuretic, anthelmintic. *Dose*, 1 to 4 grams (gr. xv-℥j).

ALETRIS.—COLICROOT, STARWORT.

Origin.—Aletris farinosa, *Linné*. *Natural order*, Hæmodoraceæ.

Habitat.—United States, in sandy woods.

Description.—About 30 millimeters ($1\frac{1}{5}$ inch) long, and 3 millimeters ($\frac{1}{8}$ inch) thick, flattened and tufted on upper side, convex and with numerous wiry or whitish rootlets on the convex lower side; indistinctly jointed, brown-gray; fracture mealy, white, somewhat fibrous; inodorous; taste amylaceous, bitter.

Constituents.—Starch, bitter principle.

Properties.—Tonic, emetic, purgative. *Dose*, 0.6 gram (gr. x).

IRIS VERSICOLOR.—BLUE FLAG.

Iris, *U. S. P.*

Origin.—Iris versicolor, *Linné*. *Natural order*, Iridaceæ.

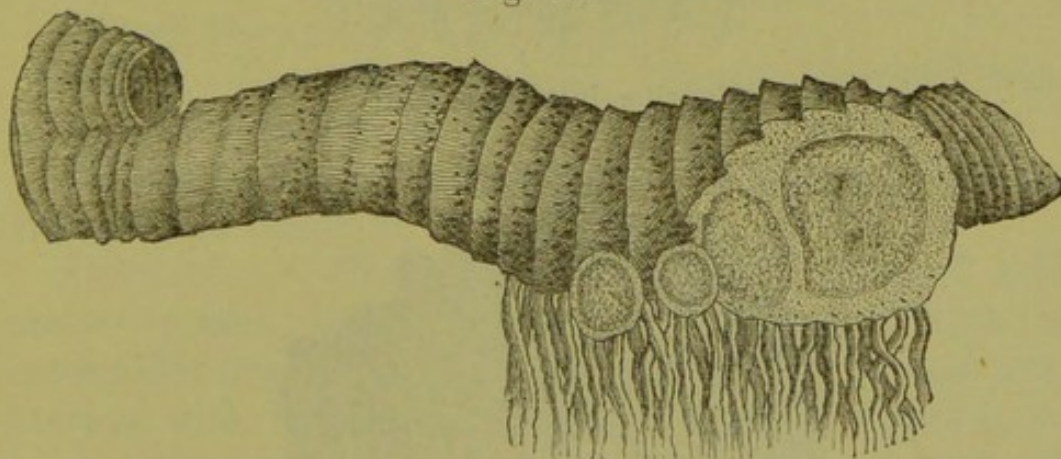
Habitat.—North America, in swampy localities.

Description.—Rhizome horizontal, consisting of joints, 5 to 10 centimeters (2 to 4 inches) long, cylindrical in the lower half, flattish, and about 2 centimeters ($\frac{4}{5}$ inch) broad near the upper extremity, and terminated by a circular scar, annulated from the leaf-sheaths, gray-brown; rootlets long, simple, crowded near the broad end; odor slight; taste acrid, nauseous.

Structure.—The predominating tissue is parenchyme, containing starch and some crystals. The nucleus sheath incloses most of the wood-bundles.

Allied drugs.—Iris virginica, *Linné*, Boston iris, and *I. verna*, *Linné*, dwarf iris of the United States. The

Fig. 77.



Iris versicolor.—Joint of rhizome and section of branches.

joints of the rhizome are about 25 millimeters (1 inch) long, and about 1 centimeter ($\frac{2}{5}$ inch) broad, brownish-gray; otherwise resembling the above.

Constituents.—Acrid resin, fat, sugar, gum, tannin, possibly an alkaloid.

Properties.—Alterative, diuretic, purgative, emetic.

Dose, 0.3 to 1 gram (gr. v–xv), in powder, or the oleoresin, 0.06 to 0.12 gram (gr. j–ij).

CYPRIPEDIUM.—CYPRIPEDIUM.

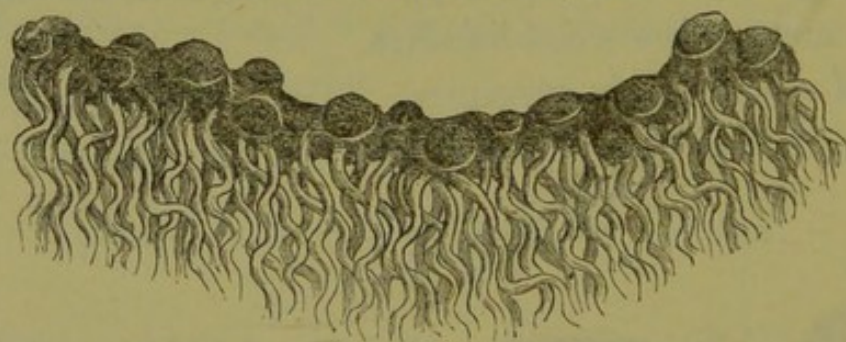
American Valerian.

Origin.—*Cypripedium pubescens*, Willdenow, and *Cypr. parviflorum*, Salisbury. *Natural order*, Orchidaceæ.

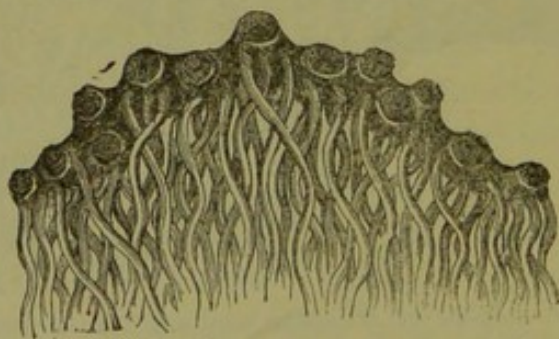
Habitat.—North America, in swampy places.

Fig. 78.

Portion of rhizome and rootlets, natural size.



Cypripedium pubescens.



Cypripedium parviflorum.

Description.—Horizontal, bent, 10 centimeters (4 inches) or less long, about 3 millimeters ($\frac{1}{8}$ inch) thick;

on the upper side with numerous circular cup-shaped scars; closely covered below with simple wavy rootlets, varying from 10 to 50 centimeters (4 to 20 inches) in length; brittle; dark brown or light orange-brown; fracture short, white; odor faint, but heavy; taste sweetish, bitter, and somewhat pungent.

Cypripedium parviflorum yields the shorter and thinner rhizome with orange-brown rootlets.

Structure.—Cortical parenchymatous zone thickish. Nucleus sheath absent. Wood-bundles approximate, near the centre more distant. The parenchyme contains starch.

Constituents.—Volatile oil (trace), volatile acid, resins, tannin, starch.

Properties.—Diaphoretic, stimulant, antispasmodic. *Dose*, 0.5 to 1 gram (gr. viij—xv), in powder, infusion, or extract.

CONVALLARIA.—CONVALLARIA.

Lily of the valley.

Origin.—*Convallaria majalis*, *Linné*. *Natural order*, Liliaceæ, Asparagineæ.

Habitat.—United States, in the Alleghany mountains; Europe and Northern Asia.

Description.—Creeping and branched, about 3 millimeters ($\frac{1}{8}$ inch) thick, cylindrical, wrinkled, whitish, the internodes from 2 to 6 centimeters ($\frac{4}{5}$ — $2\frac{1}{2}$ inches) long, marked with few circular scars, the joints annulate, and beset with a circle of 8 or 10 grayish branching long rootlets, about 1 millimeter ($\frac{1}{25}$ inch) thick; fracture rather tough, somewhat fibrous, white; the rhizome with a small number of fibrovascular bundles within a thick-walled nucleus sheath, inodorous; taste sweetish, bitter and somewhat acrid.

Constituents.—Convallamarin (white powder, sweet and bitter, soluble in water and alcohol; precipitated by tannin), and convallarin (acid prisms; sparingly soluble in, but foaming with water); both are glucosides.

Properties.—Heart-tonic, poisonous. *Dose*, 0.1 to 0.4 gram (gr. jss-vj).

POLYGONATUM.—SOLOMON'S SEAL.

Origin.—*Polygonatum biflorum*, *Elliott*, and *P. giganteum*, *Dietrich*. *Natural order*, Liliaceæ, Asparagineæ.

Habitat.—North America, in woodlands.

Description.—Jointed and annulate, about 15 centimeters (6 inches) long, and 5 millimeters ($\frac{1}{8}$ inch) thick, somewhat flattened, each joint on the upper side with a circular stem-scar; pale brownish-yellow; fracture short; internally whitish, spongy; wood-bundles most numerous near the centre, not inclosed by a nucleus sheath, inodorous; taste mucilaginous, somewhat acid.

Smilacina racemosa, *Desfontaines*, false Solomon's seal, has shorter and thicker joints.

Constituents.—Probably the same as in European Solomon's seal from *Polygonatum multiflorum*, *Mænoch*; convallarin, asparagin, mucilage, sugar, etc.

Properties.—Diuretic, emetic, cathartic.

DIOSCOREA.—WILD YAM, COLIC ROOT.

Origin.—*Dioscorea villosa*, *Linné*. *Natural order*, Dioscoreaceæ.

Habitat.—United States, in moist thickets.

Description.—Flattish-cylindrical, branched and curved; about 15 centimeters (6 inches) long, and 1 centimeter ($\frac{2}{5}$ inch) thick, pale brownish, hard; fracture

short, somewhat fibrous; internally white with yellowish wood-bundles; inodorous; taste insipid, afterward acrid.

Constituents.—Acrid principle, resin, starch.

Properties.—Expectorant, diaphoretic, emetic. *Dose*, 0.6 to 2 grams (gr. x-xxx).

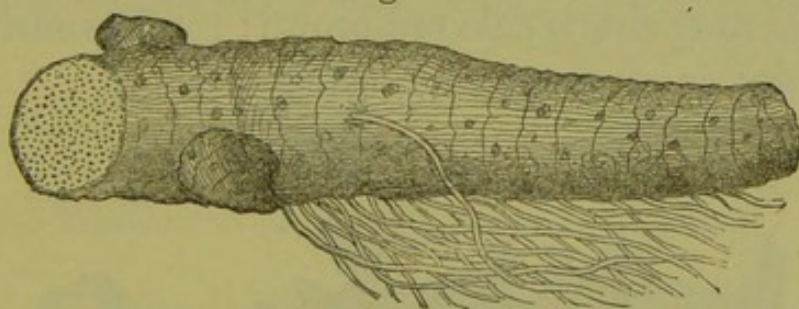
SANGUINARIA.—BLOODROOT.

Origin.—*Sanguinaria canadensis*, *Linné*. *Natural order*, Papaveraceæ.

Habitat.—North America, in rich woods.

Description.—Horizontal, cylindrical, about 5 centimeters (2 inches) long, 1 centimeter ($\frac{2}{8}$ inch) thick, somewhat branched, faintly annulate, wrinkled, reddish-brown; fracture short, somewhat waxy, whitish, with numerous small red dots, or of a nearly uniform brownish-red color; rootlets very brittle; odor slight; taste bitter and acrid.

Fig. 79.



Sanguinaria.—Rhizome with transverse section.

It should be collected in autumn.

Structure.—Bark thin; fibrovascular bundles small, not woody, in about two loose circles; rootlets with a thick bark, and a rather thin central fibrovascular column; resin cells axially elongated, scattered in the parenchyme.

Constituents.—Sanguinarine, $C_{19}H_{17}NO_4$, about 1 per cent., citric and malic acids, resins, starch, about 8

per cent. of ash. Sanguinarine is white, soluble in alcohol and ether, and yields bright red salts having an acrid taste. A second alkaloid is colorless or yellowish, and gives with sulphuric acid a deep purple color, which is deepened by a trace of potassium bichromate. The resins yield protocatechuic acid.

Properties.—Alterative, tonic, stimulant, emetic, sternutatory. *Dose*, 0.2, 0.5, 1 to 4 grams (gr. iij, viij, xv- $\bar{5}$ j), in powder or tincture.

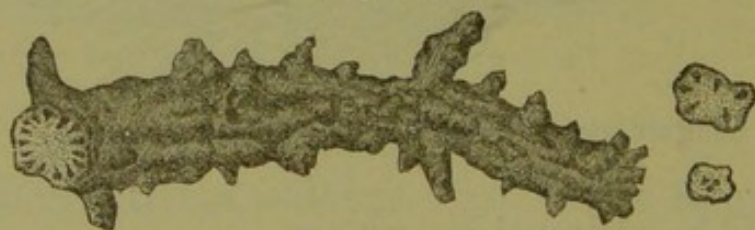
GERANIUM.—GERANIUM, CRANESBILL.

Origin.—*Geranium maculatum*, Linné. *Natural order*, Geraniaceæ.

Habitat.—North America, in woods and thickets.

Description.—Horizontal, cylindrical, 5 to 7 centimeters (2 to 3 inches) long, 12 millimeters ($\frac{1}{2}$ inch) or less thick, tuberculated, longitudinally wrinkled, dark brown; fracture short, pale red-brown; rootlets shrivelled, very brittle; inodorous; taste astringent.

Fig. 80.



Geranium maculatum.—Rhizome and transverse section of rhizome and rootlets, natural size.

Structure.—Bark thin, wood-wedges yellowish, small, forming a circle near the cambium line; medullary rays broad; central pith large; rootlets with a thick bark and a thin central column of fibrovascular tissue.

Constituents.—Tannin 13–17 per cent., red coloring matter, starch, pectin, sugar.

Properties.—Tonic, astringent. *Dose*, 1 to 3 grams (gr. xv–xlv).

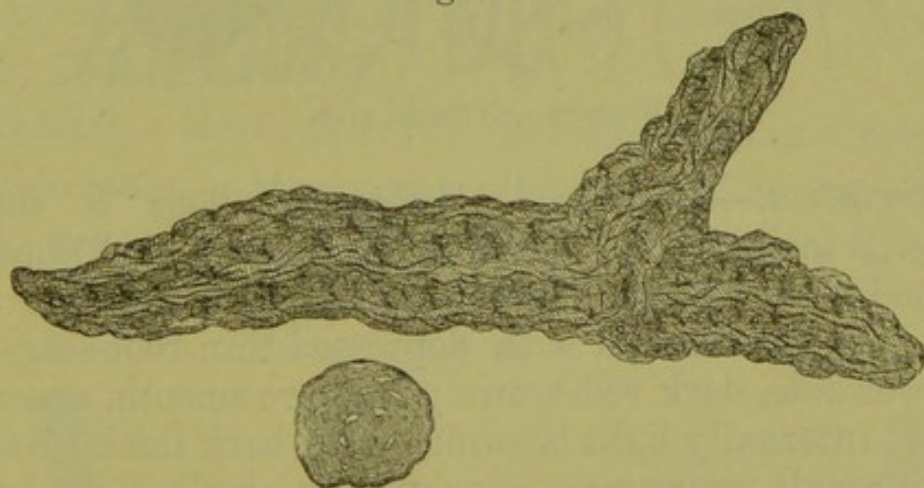
TORMENTILLA.—TORMENTIL.

Origin.—*Tormentilla erecta*, *Linné*, s. *Potentilla Tormentilla*, *Sibthorp*. *Natural order*, Rosaceæ, Dryadeæ.

Habitat.—Europe, in open woodlands.

Description.—Conical, oblong, or nearly cylindrical, occasionally branched, about 5 centimeters (2 inches) long, and 15 millimeters ($\frac{3}{8}$ inch) thick, with irregular

Fig. 81.



Tormentilla.—Rhizome and transverse section.

rounded elevations and ridges, depressed stem-scars, and minute scars of the filiform brittle rootlets; brown or reddish-brown; fracture smooth, slightly fibrous; internally light brownish-red; bark thick; wood-wedges small, distant, in one or in two distant circles, inclosing a pith about equal in thickness to that of the bark; inodorous, astringent.

Constituents.—Tannin (25 per cent.), red coloring matter (tormentil red), kinovic acid, starch, mucilage.

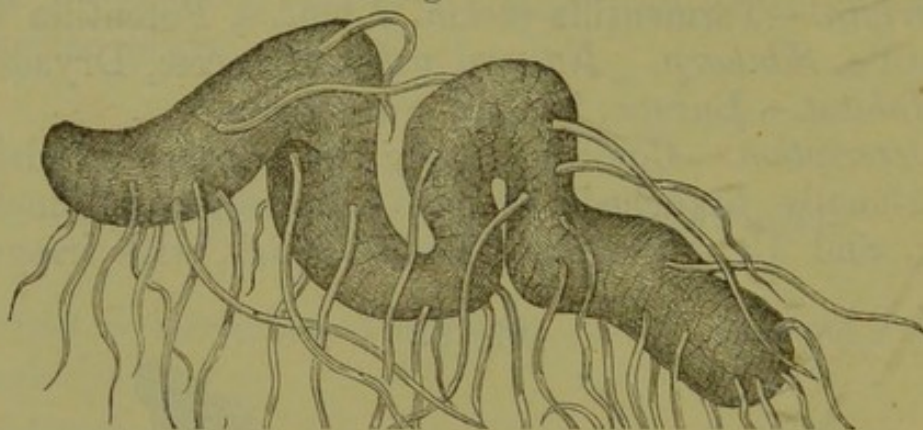
Properties.—Tonic, astringent. *Dose*, 0.6 to 2 grams (gr. x–xxx), in powder or decoction.

BISTORTA.—BISTORT.

Origin.—*Polygonum Bistorta*, *Linné*. *Natural order*, Polygonaceæ.

Habitat.—Europe, Northern Asia, Canada, and North-western United States, in swampy meadows.

Fig. 82.



Bistorta.—Natural size.

Description.—Depressed, S-shaped, about 5 centimeters (2 inches) long, and 15 millimeters ($\frac{3}{8}$ inch) broad, flattened or channelled and transversely striate on the upper side, convex and with depressed thin root-scars on the lower side, dark red-brown; fracture smooth, scarcely fibrous; internally light brownish-red; bark thick; wood-wedges small, numerous, approximate, inclosing a large pith; inodorous, astringent.

Constituents.—Tannin (20 per cent.), red coloring matter, starch.

Properties.—Tonic, astringent. *Dose*, 0.5 to 2 grams (gr. viij–xxx), in powder or decoction.

NYMPHÆA.—WATER-LILY.

Origin.—*Nymphæa odorata*, *Aiton*. *Natural order*, Nymphæaceæ.

Habitat.—United States, in ponds.

Description.—Horizontal, about 50 centimeters (20

inches) long, and 5 centimeters (2 inches) thick, with subcircular leaf-scars on the upper side, and with remnants of rootlets on the lower side; usually in light segments; externally brown; internally whitish or gray; wood-bundles irregular in the spongy parenchyme; inodorous; taste mucilaginous, astringent.

The rhizome of the yellow pond-lily, *Nuphar advena*, Nuttall, is very similar.

Constituents.—Mucilage, tannin, probably alkaloids.

Properties.—Demulcent, astringent. *Dose*, 0.6 to 2 grams (gr. x-xxx).

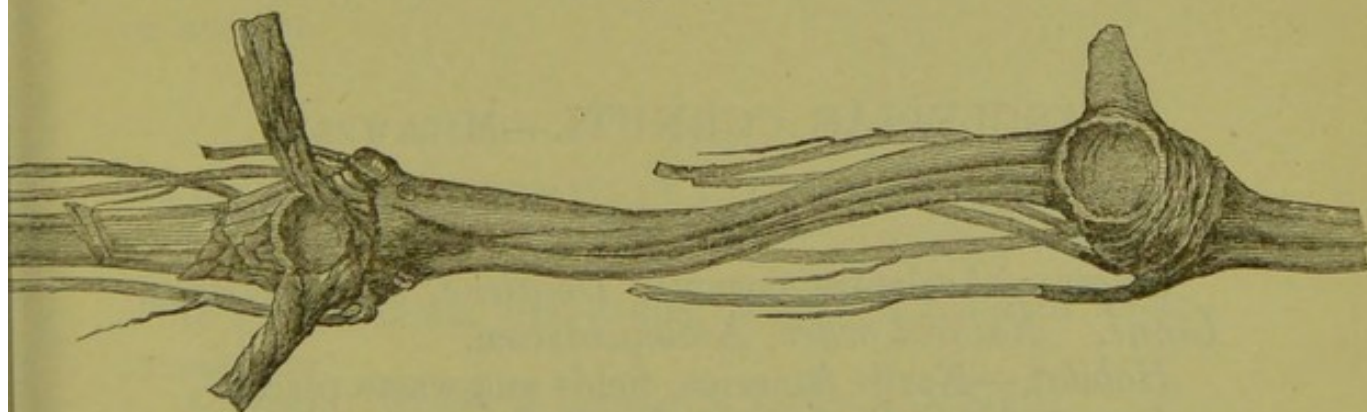
PODOPHYLLUM.—MAYAPPLE.

Origin.—*Podophyllum peltatum*, Linné. *Natural order*, Berberidaceæ.

Habitat.—North America, in rich woods and thickets.

Description.—Horizontal, about 5 millimeters ($\frac{1}{8}$ inch) thick, nearly cylindrical, consisting of joints about 5

Fig. 83.



Podophyllum.—Natural size.

centimeters (2 inches) long, somewhat enlarged at the end, which has a circular scar on the upper side, a tuft of about ten nearly simple fragile rootlets on the lower side, and is sometimes branched laterally; smooth or some-

what wrinkled, orange-brown; fracture short; internally white and mealy; inodorous; taste sweetish, somewhat bitter and acrid.

Structure.—Bark thickish; wood consisting of about 16 short vascular wedges, placed in a circle and inclosing a large pith; the thin-walled parenchyme contains mainly starch, occasionally calcium oxalate.

Constituents.—Resin 4–5 per cent., starch, sugar. The resin is partly neutral, partly acid (podophyllinic acid); both portions are partly soluble in ether; the acid yields yellow compounds with alkalies and earths.

Podwissotzki announced the presence of podophyllotoxin (white, crystallizable, bitter, faintly acid, sparingly soluble in water), picropodophyllin (crystalline, bitter, insoluble in water), podophyllinic acid (inactive); yellow crystals, perhaps identical with quercetin; green oil, and crystalline fatty acid.

Properties.—Alterative, cholagogue, cathartic. *Dose*, 0.3 to 1 gram (gr. v–xv), in powder or extract; the resin 0.03 to 0.06 gram (gr. ss–j).

ASCLEPIAS CORNUTI.—MILKWEED.

Silkweed.

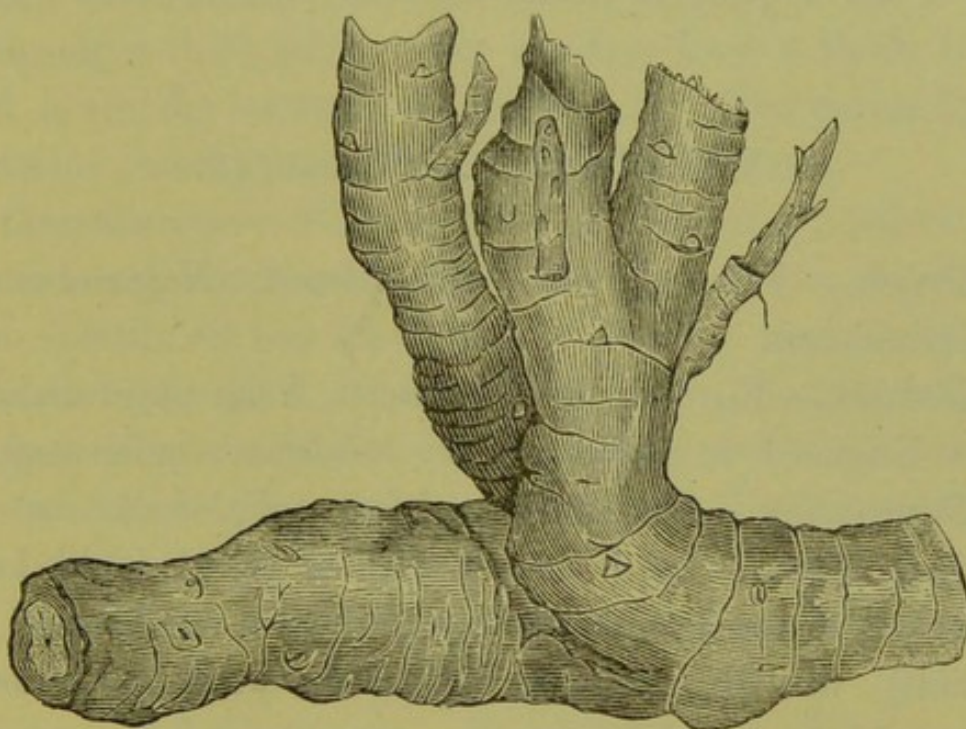
Origin.—*Asclepias cornuti*, *Decaisne*, s. *A. syriaca*, *Linné*. *Natural order*, *Asclepiadaceæ*.

Habitat.—North America, fields and waste places.

Description.—Horizontal, 0.5 to 2 meters ($1\frac{1}{2}$ –6 feet) long, cut in sections, 6 to 12 millimeters ($\frac{1}{4}$ – $\frac{1}{2}$ inch) thick, cylindrical, nearly simple, finely wrinkled, somewhat knotty, gray-brown, tough; fracture short or splintery, white; bark rather thick, with laticiferous vessels; wood-wedges yellowish, porous, narrow; nearly inodorous; taste bitterish, nauseous.

Constituents.—Bitter principle, asclepien (tasteless), caoutchouc, resin, tannin, starch, sugar, fat.

Fig. 84.



Asclepias cornuti.—Portion of rhizome.

Properties.—Diuretic, diaphoretic, alterative, emetic.
Dose, 0.5 to 3 grams (gr. viij–xlv), in powder, infusion, or extract.

ARALIA NUDICAULIS.—FALSE SARSAPARILLA.

Origin.—*Aralia nudicaulis*, Linné. *Natural order,* Araliaceæ.

Habitat.—North America, in rocky woodlands.

Description.—Horizontal, 30 centimeters (12 inches) or more long, about 6 millimeters ($\frac{1}{4}$ inch) thick, wrinkled, annulate above, stem-scars cup-shaped; rootlets few; bark light gray-brown, exfoliating; internally white, with a yellowish wood and spongy pith; fracture short; odor slightly aromatic; taste mawkish.

Constituents.—Probably a little volatile oil, resin, starch, sugar, etc.

Properties.—Stimulant, diaphoretic, alterative. *Dose*, 2 to 4 grams (5ss-j), in infusion or decoction.

VALERIANA.—VALERIAN.

Origin.—*Valeriana officinalis*, Linné. *Natural order*, Valerianaceæ.

Habitat.—Europe and Northern Asia, naturalized in New England, in moist and dry localities; cultivated.

Description.—Rhizome upright, subglobular or obconical, from 2 to 4 centimeters ($\frac{4}{5}$ to $1\frac{1}{2}$ inch) long, truncate at both ends, yellowish-brown or brown; internally whitish or pale brownish, waxy or horny.

Fig. 85.



Valeriana.—Longitudinal and transverse section.

Rootlets numerous, slender, brittle, brown. Odor peculiar, becoming stronger and unpleasant on keeping; taste camphoraceous and bitter.

Collected from dry localities, the rhizome is small, and has few light brown rootlets; from moist localities, it is larger, has numerous, larger, and darker rootlets, shows

at the lower end scars from decayed roots, and contains less volatile oil.

Structure.—Bark rather thin, covered with a thin cork; fibrovascular bundles small, forming a circle and inclosing a thick pith. The rootlets have a thick bark, and a slender central vascular cord. The parenchyme contains starch, extractive matter, or oil drops.

Constituents.—Volatile oil $\frac{1}{2}$ –2 per cent.; valerianic, formic, and acetic acids, tannin, resin, starch, mucilage. The volatile oil has the density 0.94, and consists of the alcohol borneol, $C_{10}H_{18}O$, its ether, $(C_{10}H_{17})_2O$, and its compound ethers of formic, acetic, and valerianic acids; these acids are liberated by the gradual decomposition of the compound ethers.

Properties.—Stimulant, anodyne, antispasmodic, nervine. *Dose*, 1 to 6 grams (gr. xv– \mathfrak{z} jss), in infusion, tincture, or fluid extract. The volatile oil, 0.06 to 0.2 gram (gr. j–iij).

ARNICÆ RADIX.—ARNICA ROOT.

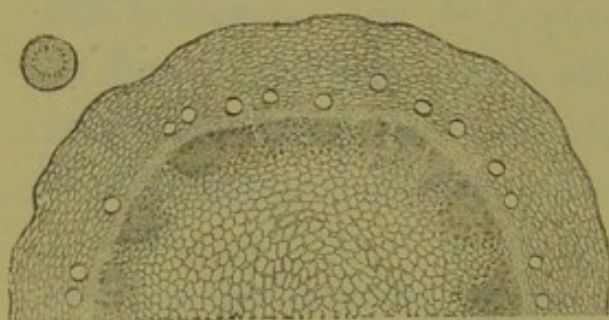
Origin.—Arnica montana, Linné. *Natural order*, Compositæ, Senecionideæ.

Habitat.—Europe, Northern Asia, Northwestern America, in mountainous localities.

Description.—Oblique, about 5 centimeters (2 inches) long and 3 millimeters ($\frac{1}{8}$ inch) thick, brown, sharply wrinkled longitudinally, rough and irregularly annulate from remnants of leaves and stem-bases; fracture short, internally whitish. Radicles thin, about 10 centimeters (4 inches) long, light-brown, fragile. Odor slightly aromatic; taste aromatic, pungent, bitter.

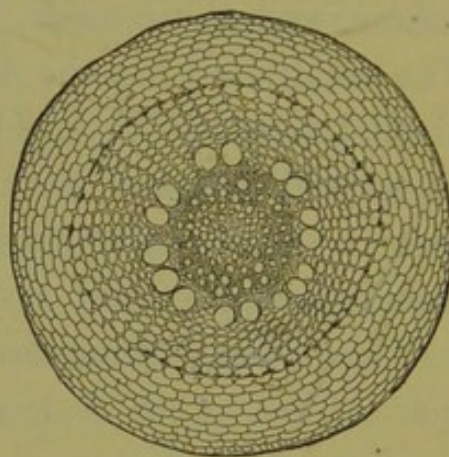
Structure.—Bark thickish, with a thin layer of cork, and near the cambium a circle of resin cells. Wood-wedges short, forming a close circle, and inclosing a large pith. The rootlets have a thick bark, a slender central fibro vascular cord, and surrounding the latter a circle of few resin cells.

Fig. 86.



Arnica.—Transverse section of rhizome, natural size, and magnified 10 diam.

Fig. 87.



Section, of rootlet, magnified 25 diam.

The rhizome of strawberry, *Fragaria vesca*, *Linné*, has a similar appearance, but is harder, darker brown, not annulate and contains starch, but no resin cells.

Constituents.—Volatile oil $\frac{1}{2}$ –1 per cent., acrid and tasteless resins, arnicin, capronic and caprylic acids, inulin 10 per cent., tannin, mucilage.

Properties.—Irritant, stimulant, diuretic, vulnerary.
Dose, 0.3 to 2 grams (gr. v–xxx), in powder or infusion.

SERPENTARIA.—SERPENTARIA.

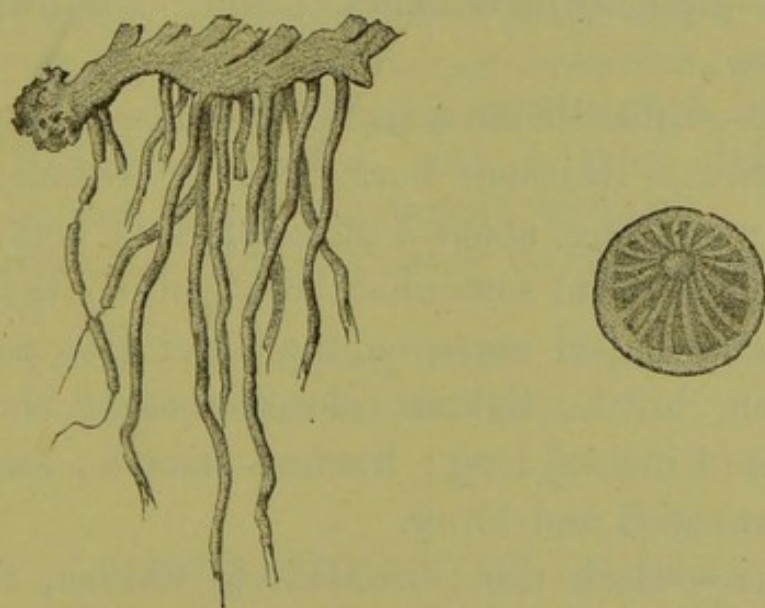
Origin.—1. *Aristolochia Serpentina*, *Linné*, and, 2. *Aristolochia reticulata*, *Nuttall*. *Natural order*, Aristolochiaceæ.

Habitat.—United States, in hilly woods. No. 1, east of the Mississippi; No. 2, in the Southwestern States.

Description.—Rhizome about 25 millimeters (1 inch) long, thin, bent, on the upper side with approximate short stem-remnants, on the lower side with numerous thin branching rootlets about 10 centimeters (4 inches) long; dull yellowish-brown; internally whitish; odor aromatic, camphoraceous; taste warm, bitterish, and camphoraceous.

The rootlets of *Ar. reticulata* (Red River or Texas snakeroot) are coarser, longer, and less interlaced than those of *Ar. Serpentaria* (Virginia snakeroot).

Fig. 88.



Serpentaria.

Rhizome with rootlets.

Transverse section of rhizome.

Structure.—Bark thin; wood-wedges longest on lower side of rhizome, separated by broad medullary rays; pith large-celled. Rootlets with a thick bark and a thin central fibrovascular cord. The parenchyme contains starch and, in scattered cells, oil.

Constituents.—Volatile oil $\frac{1}{2}$ per cent., bitter principle, soluble in alcohol and water; little tannin, starch, sugar, albumen.

Properties.—Stimulant, diaphoretic, tonic. *Dose*, 0.3 to 2 grams (gr. v-xxx), in powder, infusion, tincture or fluid extract.

Admixtures.—The subterraneous parts of *Panax*, *Cypripedium*, *Hydrastis*, and others are readily distinguished; *Spigelia* has no projecting stem-remnants, and in the wood no medullary rays.

SPIGELIA.—SPIGELIA. PINKROOT.

Origin.—*Spigelia marilandica*, *Linné*. *Natural order*, Loganiaceæ.

Habitat.—United States, in rich woods.

Description.—Rhizome horizontal, 5 centimeters (2 inches) or more long, about 3 millimeters ($\frac{1}{8}$ inch) thick, bent, purplish-brown, somewhat branched, on the upper side with cup-shaped scars, on the lower side with numerous thin, brittle, lighter colored rootlets about 10 centimeters (4 inches) long; fracture smooth; somewhat aromatic, sweetish and bitter.

Structure.—Bark thin; wood-circle whitish, thickest on lower side, scarcely radiate; pith usually dark colored or decayed. Rootlets with a thick bark and a slender central fibrovascular cord.

It should not be confounded with the rhizome of *Phlox carolina*, *Linné* (like *Spigelia*, known as Carolina pink), which is short, upright, and has a central pith, hard wood, and brownish-yellow, rather coarse, straight root-

lets, containing a straw-colored wood underneath a readily removable bark.

Constituents.—Little volatile oil, tasteless resin, bitter principle, tannin, wax, etc.

Properties.—Anthelmintic, toxic, dilates the pupil.

Dose, 1 to 4 grams (gr. xv– \mathfrak{z} j).

GEUM RIVALE.—WATER AVENS.

Origin.—Geum rivale, *Linné*. *Natural order*, Rosaceæ, Dryadeæ.

Habitat.—North America (south to Pennsylvania); Northern Asia, Northern and Central Europe.

Description.—Horizontal or oblique, about 5 to 7 centimeters (2 to 3 inches) long and 6 millimeters ($\frac{1}{4}$ inch) thick, tuberculate and scaly above, wrinkled; fracture short, waxy, reddish or brownish, with a thin bark, small and distant whitish wood-wedges, and a large pith. Radicles wrinkled, with a thick bark. Odor faintly aromatic; taste astringent, bitterish.

Constituents.—Little volatile oil, tannin, bitter principle, etc.

Properties.—Astringent, tonic. *Dose*, 1 to 3 grams (gr. xv–xlv), in powder or decoction.

GEUM URBANUM.—AVENS.

Radix caryophyllatæ.

Origin.—Geum urbanum, *Linné*. *Natural order*, Rosaceæ, Dryadeæ.

Habitat.—Europe, in shady places.

Description.—Upright or oblique, 3 to 5 centimeters (1 to 2 inches) long, obconical, thinner and abrupt below, tuberculate and scaly, dark brown, hard; upon transverse section, waxy, light purplish-brown; bark thin; wood-

circle yellowish, narrow; pith large. Radicles light brown, with a thickish bark. Odor aromatic, clove-like; taste astringent, somewhat aromatic, and bitter.

Constituents.—Little volatile oil, tannin 30 per cent., bitter principle, resin, etc.

Properties.—Astringent, tonic. *Dose*, 1 to 3 grams (gr. xv–xlv), in powder or decoction.

ASCLEPIAS INCARNATA.—SWAMP MILKWEED.

Flesh-colored Asclepias.

Origin.—*Asclepias incarnata*, Linné. *Natural order*, Asclepiadaceæ.

Habitat.—North America, wet grounds.

Description.—Upright or oblique, about 2 centimeters ($\frac{4}{5}$ inch) long, irregularly globular or oblong, knotty, yellowish-brown, hard, with a thin bark, tough whitish wood, and rather thick central pith or hollow. Rootlets 10 centimeters (4 inches) or more long, light brown, with the white bark and woody cord of about equal thickness. Inodorous; taste sweetish, acrid, and bitter.

Constituents.—Volatile oil a trace, two acrid resins, alkaloid, pectin, starch, sugar, etc.; ash 8.25 per cent.

Properties.—Alterative, emetic, cathartic. *Dose*, 1 to 3 grams (gr. xv–xlv), in decoction.

HYDRASTIS.—HYDRASTIS. GOLDEN SEAL.

Origin.—*Hydrastis canadensis*, Linné. *Natural order*, Ranunculaceæ, Actæeæ.

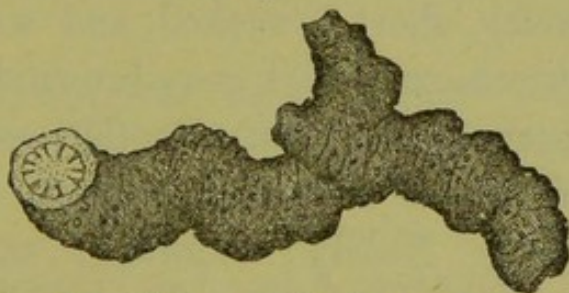
Habitat.—North America, east of the Mississippi, in woodlands.

Description.—Obconical and upright, or oblique and subcylindrical, about 4 centimeters ($1\frac{1}{2}$ inch) long and 6 millimeters ($\frac{1}{4}$ inch) thick, with short branches, somewhat

annulate, and longitudinally wrinkled; externally brownish-gray; fracture short, waxy, bright reddish-yellow; rootlets thin, brittle, about 12 centimeters (5 inches) long; odor slight; taste bitter.

Structure.—Bark thickish, yellow or orange colored. Wood-wedges about 10, narrow, light yellow. The yellow broad medullary rays and large pith like the bark

Fig. 89.



Hydrastis.—Rhizome with transverse section.

contain starch. Rootlets with a thick yellow bark and subquadrangular woody centre.

Constituents.—Berberine, $C_{20}H_{17}NO_4$, 3–4 per cent., hydrastine, $C_{22}H_{23}NO_6$, xanthopuccine, starch, sugar, etc. Berberine dissolves in alcohol, slightly in benzol and cold water, and is insoluble in ether and petroleum benzin; its salts are bright yellow, and sparingly soluble in acidulated water; the hot alcoholic solution yields with iodine not in excess dark green lustrous scales. Xanthopuccine resembles berberine, but yields with iodine brown scales. Hydrastine is soluble in alcohol, ether, benzol, and most soluble in chloroform; its salts are white and bitter, but it appears not to combine with organic acids.

Properties.—Tonic, deobstruent, alterative. *Dose*, 0.3 to 3 grams (gr. v–xlv), in decoction or fluid extract.

Chemistry of Hydrastis. Mill. Berichte xix p. 2797, 1886.
 Ibid xx 1887, p. 88, p. 2400.
 Berberis alkaloids (Hydrastine). Archiv. 1888. p. 329.

CAULOPHYLLUM.—BLUE COHOSH.

Origin.—Caulophyllum (Leontice, *Linné*) thalictroides, *Michaux*. *Natural order*, Berberidaceæ.

Habitat.—North America, southward to Kentucky, in rich woodlands.

Description.—Horizontal, matted, about 10 centimeters (4 inches) long, and 6 or 8 millimeters ($\frac{1}{4}$ – $\frac{1}{3}$ inch) thick, bent, knotty, short branched, and with numerous broad concave stem-scars, dark gray-brown, hard, fracture rather short; internally whitish. Rootlets very numerous, densely matted, about 13 centimeters (5 inches) long, wiry and tough. Nearly inodorous; taste sweetish, slightly bitter, and somewhat acrid, unpleasant.

Structure.—Bark thin; wood-wedges narrow or linear, numerous, elongated or in two circles in the rhizome, in the branches shorter, more uniform, and in a single narrow circle; medullary rays rather broad; pith large. Rootlets with a relatively thicker bark, and a rather thick central woody cord. The parenchyme contains starch.

Admixture.—Hydrastis differs in shape and color.

Constituents.—Saponin, resins.

Properties.—Antispasmodic, diuretic, emmenagogue.

Dose, 1 to 2 grams (gr. xv–xxx).

COLLINSONIA.—STONEROOT.

Origin.—Collinsonia canadensis, *Linné*. *Natural order*, Labiatae Satureiæ.

Habitat.—North America, in woodlands.

Description.—Horizontal, about 10 centimeters (4 inches) long, and with the very knotty, short, and irregu-

lar branches nearly as broad; stem-scars numerous, shallow; externally brown-gray, very hard; internally whitish or grayish; bark very thin; wood-wedges irregular; rootlets numerous, rather brittle; nearly inodorous; taste bitterish, nauseous.

Constituents.—Resinous matter, etc.

Properties.—Diuretic, irritant.

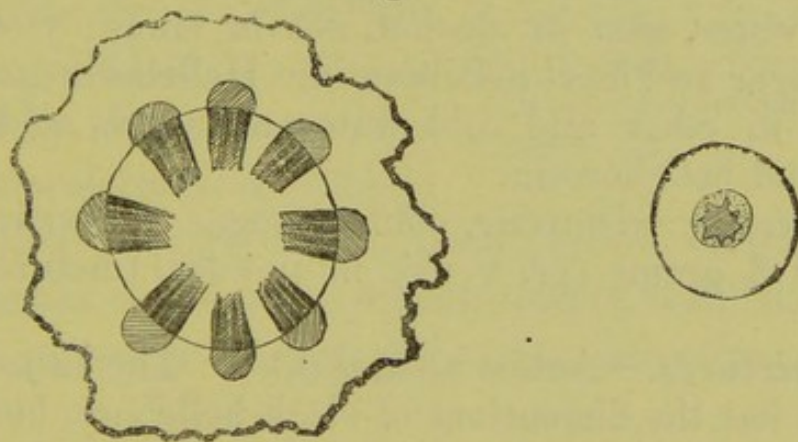
HELLEBORUS.—BLACK HELLEBORE.

Origin.—*Helleborus niger*, *Linné*. *Natural order*, Ranunculaceæ, Helleboreæ.

Habitat.—Central and Southern Europe.

Description.—Upright, irregular knotty, about 5 centimeters (2 inches) long and 1 centimeter ($\frac{2}{5}$ inch) thick,

Fig. 90.



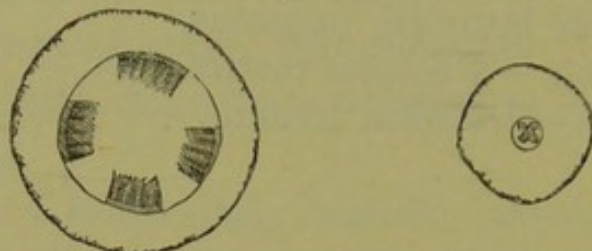
Helleborus niger.—Transverse section of rhizome and root, magnified 3 diam.

with short, somewhat annulate branches; externally brown-black; internally grayish, with a thick bark, a circle of about 8 wood-wedges, broad medullary rays, and a large pith. Rootlets long, brown-black, very brittle, with a thick bark and a hexagonal wood-centre. Odor slight; taste sweetish, bitterish, and acrid.

Helleborus viridis, *Linné*, Green hellebore. The rhizome resembles the preceding, but is of smaller di-

mensions, and the narrow wood-wedges form three or four groups, separated by broad medullary rays; the

Fig. 91.



Helleborus viridis.—Transverse section of rhizome and root, magnified 3 diam.

woody cord of the rootlets has about 4 obtuse rays. It contains more helleborin, and is considered to be more active than black hellebore.

Constituents.—Helleborin, $C_{36}H_{42}O_6$, and helleborein, $C_{26}H_{44}O_{15}$, both poisonous; resin, fat, starch, no tannin. Helleborein predominates, is precipitated by tannin, soluble in water, also in alcohol, not in ether; yields with acids sugar and inert helleboretin. Helleborin is scarcely soluble in ether and cold water, and with acids yields sugar and helleboresin.

Properties.—Diuretic, emmenagogue, cathartic. *Dose*, 0.3 to 1.3 grams (gr. v-xx), in powder, tincture, or extract.

Admixtures.—*Actæa alba*, *Linné*. The rhizome with rootlets has the dimensions of black hellebore, but closely resembles black snakeroot in structure, and contains tannin.

CIMICIFUGA.—BLACK SNAKEROOT.

Origin.—*Cimicifuga racemosa*, *Elliott*. *Natural order*, Ranunculaceæ, Actæeæ.

Habitat.—North America, in rich woodlands.

Helleborin, *Ph. Zeit.*, 1888, p. 629

Description.—Horizontal, 5 to 15 centimeters (2–6 inches) long, about 2 centimeters ($\frac{4}{8}$ inch) thick, hard, with numerous stout, upright or curved branches, terminated by a cup-shaped scar; brownish-black, hard; fracture smoothish; internally whitish. Rootlets numerous, wiry, brittle, obtusely quadrangular, about 2 millimeters ($\frac{1}{12}$ inch) thick; fracture short. Nearly inodorous; taste bitter and acrid.

Structure.—Bark of rhizome thin and firm; wood-wedges elongated, narrow or linear, most uniform in the branches; medullary rays of about the same width; central pith rather large. Rootlets with a thick bark and a ligneous cord branching into about four broad rays.

Constituents.—Crystalline principle (alkaloid?), not precipitated by lead acetate, soluble in chloroform and alcohol, the solution intensely acrid; resin, tannin, starch, gum.

Properties.—Alterative, emmenagogue, sedative. *Dose*, 0.3 to 2 grams (gr. v–xxx) in powder, decoction, or fluid extract.

Fig. 92.



Cimicifuga.—Transverse section through a branch of the rhizome and through rootlets, natural size.

GILLENIA.—GILLENIA. AMERICAN IPECAC.

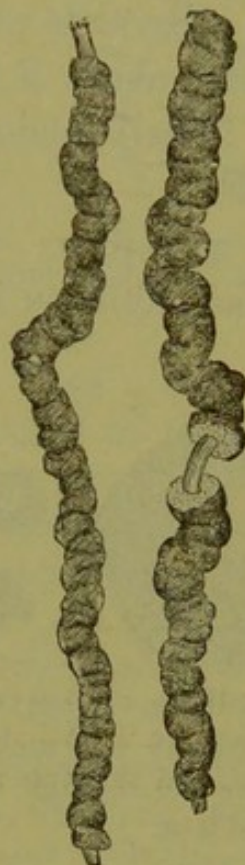
Origin.—1. *Gillenia stipulacea*, *Nuttall*, and, 2, *Gillenia trifoliata*, *Moench*. *Natural order*, Rosaceæ, Spirææ.

Habitat.—United States: No. 1, Western and Southern States; No. 2, east of the Alleghanies.

Description.—Horizontal, very knotty, much branched, 10 to 25 millimeters ($\frac{2}{3}$ –1 inch) thick, with a thin bark, and numerous tortuous or undulated, annulate and some-

what transversely fissured rootlets having a thick irregular bark, which is brittle, composed of two reddish layers and marked with numerous minute resinous dots; wood

Fig. 93.



G. stipulacea.

Fig. 94.



G. trifoliata.

Rootlets, natural size.

tough, whitish, with fine medullary rays, and in the rhizome with a thin pith; nearly inodorous, taste bitter.

The rhizome of *Gillenia trifoliata* is smaller and less knotty; the rootlets smoother and less distinctly annulate.

Constituents.—Gillenin, resin, tannin, starch, etc. Gillenin is a whitish powder, bitter, neutral, soluble in water, alcohol, and ether, and colored blood-red by nitric acid.

Properties.—Mild emetic. *Dose*, 1 to 2 grams (gr. xv xxx).

TRIOSTEUM.—FEVERROOT, BASTARD IPECAC.

Origin.—*Triosteum perfoliatum*, Linné. *Natural order*, Caprifoliaceæ.

Habitat.—United States, in woodlands.

Description.—Horizontal, 15 centimeters (6 inches) or more long, about 15 millimeters ($\frac{3}{8}$ inch) thick, knotty-cylindrical, with broad cup-shaped stem-scars, yellowish-brown, bark thin, wood hard, whitish, with fine medullary rays. Rootlets long, about 5 millimeters ($\frac{1}{2}$ inch) thick, with a thick wrinkled bark. Inodorous; taste bitter, somewhat nauseous.

Constituents.—No analysis.

Properties.—Purgative, emetic. *Dose*, 1 to 2 grams (gr. xv-xxx).

ARALIA RACEMOSA.—AMERICAN SPIKENARD.

Origin.—*Aralia racemosa*, Linné. *Natural order*, Araliaceæ.

Habitat.—North America, in rich woods.

Description.—Oblique, 10 or 15 centimeters (4 or 6 inches) long, with prominent concave stem-scars about 3 centimeters ($1\frac{1}{2}$ inch) broad, pale brown, internally whitish. Roots numerous, long, about 25 millimeters (1 inch) thick at the base, little branched, wrinkled, pale brown, breaking with a short fracture, internally whitish; of a peculiar aromatic odor and taste.

Constituents.—Probably volatile oil, resin, starch, sugar, etc.

Properties.—Stimulant, diaphoretic, alterative, expectorant. *Dose*, 2 to 4 grams (3ss-j) in infusion.

ASARUM.—WILD GINGER.

Origin.—*Asarum canadense*, Linné. *Natural order*, Aristolochiaceæ.

Habitat.—North America, in rich woodlands.

Description.—Horizontal, 10 centimeters (4 inches) or more long, and 3 millimeters ($\frac{1}{8}$ inch) thick, irregular quadrangular or almost two-edged, finely wrinkled, gray-

Oil of Asarum Europæum and Canadense,
Ph. Zeit. 1857, p. 557.
see subject by Petersen Archiv. 1858, p. 59

ish-brown or purplish-brown, internally whitish, fracture short; rootlets thin, nearly simple, on the nodes, which are about 12 millimeters ($\frac{1}{2}$ inch) distant; aromatic, pungent, and bitterish.

Structure.—Bark rather thick; cambium layer prominent; wood-wedges short and distant; central pith large. The parenchyme contains starch and occasionally oleoresin or oil, the latter principally in the bark. Rootlets with a thick bark and a thickish ligneous cord.

Constituents.—Volatile oil 1.5–3–5 per cent., resin, coloring matter (asarin), starch, mucilage, sugar, possibly an alkaloid. The volatile oil is of spec. grav. 0.94–0.95, very aromatic, and consists of asarene $C_{10}H_{16}$, a neutral body $C_{12}H_{16}O_2$, asarol $C_{10}H_{18}O$, and the acetic and probably also the valerianic ether of asarol.

Properties. — Carminative, stimulant, diaphoretic. *Dose*, 2 grams (5ss) in infusion.

Allied Drug.—Asarum europæum, *Linné*. Asarabacca. The rhizome is 1 or 2 millimeters ($\frac{1}{25}$ – $\frac{1}{12}$ inch) thick, nearly quadrangular, and is emetic, cathartic, and employed as an errhine.

Asarone. Ph. Zeit. 1886. p. 583.
Ber. Ber. Ref. 1887. p. 222.

LEPTANDRA.—LEPTANDRA. CULVER'S PHYSIC.

Origin.—Leptandra Virginica, *Nuttall*. *Natural order*, Scrophulariaceæ.

Habitat.—North America, in low grounds.

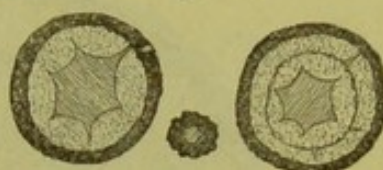
Description.—Horizontal, 10 to 15 centimeters (4 to 6 inches) long, about 10 millimeters ($\frac{2}{5}$ inch) thick, somewhat flattened, bent, and branched, deep blackish-brown, on upper side with cup-shaped scars, hard, of a woody fracture, internally blackish, with a broad yellowish circle of wood; rootlets thin, wrinkled, very fragile; inodorous; taste bitter and feebly acrid.

Structure.—Bark thin, blackish-gray; wood tough, yellowish in one or two circles; pith large, purplish-brown, often partly destroyed, about six-rayed from the medullary rays. Rootlets with a thick bark and a slender ligneous cord.

Constituents.—Leptandrin, resin 6 per cent., saponin, tannin, mannit, gum, and possibly a volatile alkaloid. Leptandrin is crystalline, bitter, soluble in water, alcohol, and ether, not precipitated by lead subacetate. Leptandrin of the eclectics is essentially the alcoholic extract.

Properties.—Alterative, cholagogue, cathartic. *Dose*, 1 to 4 grams (gr. xv-3j) in powder and extract.

Fig. 95.



Leptandra.—Transverse sections of rhizomes and rootlets, natural size.

MENISPERMUM.—YELLOW PARILLA.

Origin.—Menispermum canadense, *Linné*. *Natural order*, Menispermaceæ.

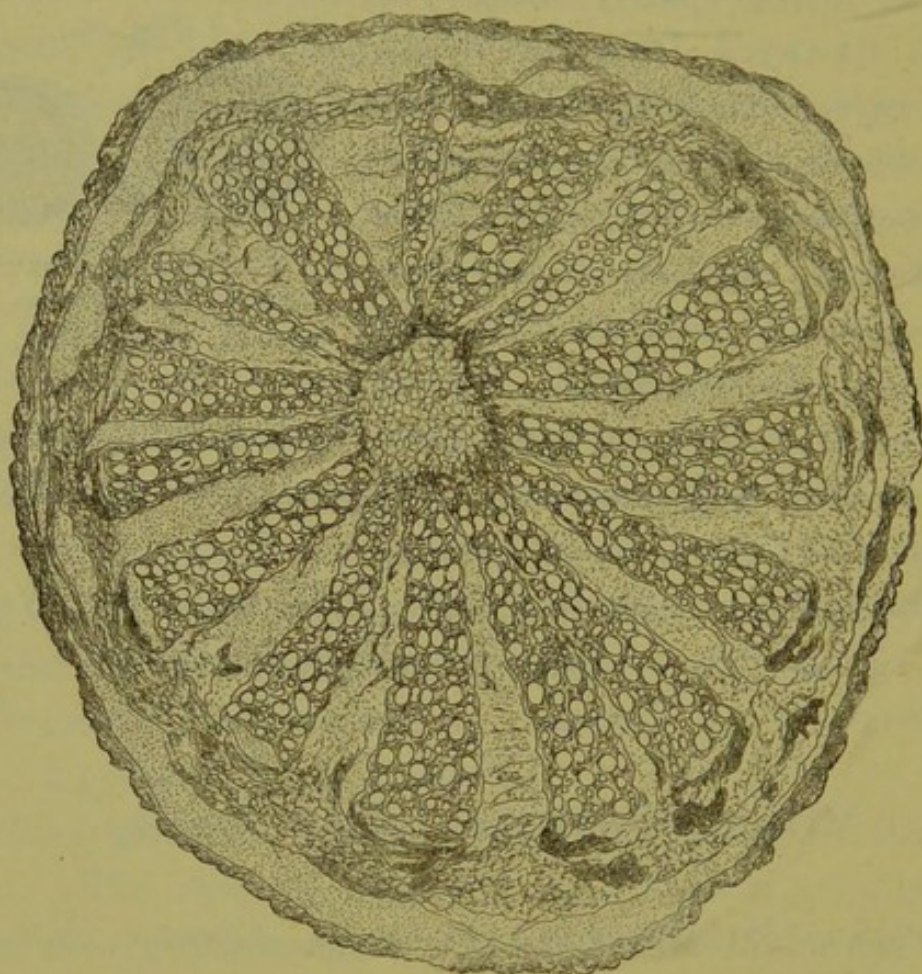
Habitat.—North America, in moist thickets.

Description.—Cylindrical, 1 meter (40 inches) or more long, about 6 millimeters ($\frac{1}{4}$ inch) thick; finely wrinkled longitudinally, and beset with numerous thin branching and rather brittle rootlets, externally yellowish-brown; fracture tough, woody; internally yellowish; nearly inodorous; taste bitter.

Structure.—Bark thickish with semilunar bast bundles; wood-wedges about 14, broad, porous, separated by rather broad medullary rays; central pith nearly equalling the wood-wedges. The parenchyme contains starch. The overground stem, which is often present,

has a large spongy central pith, and short, almost square, wood-wedges.

Fig. 96.



Menispermum canadense.—Transverse section of rhizome.

Constituents.—Berberine, menispine, starch, resin, tannin. Menispine is white, insoluble in benzol and alkalis, and becomes brown by H_2SO_4 and brownish-yellow by $ZnCl_2$.

Properties.—Tonic, alterative, diuretic. *Dose*, 1 to 4 grams (gr. xv-5j).

XANTHORRHIZA.—YELLOW ROOT.

Origin.—*Xanthorrhiza apiifolia*, *L'Heritier*. *Natural order*, Ranunculaceæ, Helleboreæ.

Habitat.—Southern and Central United States.

Description.—Horizontal, 0.5 to 1 meter (20 to 40 inches) long, 1 centimeter ($\frac{2}{3}$ inch) thick, bent, much

branched, sparingly beset with brittle fibres, externally light yellowish-brown; bark thin, internally deep yellow, covering a bright yellow tough wood, with a thin pith; inodorous, bitter.

Constituents.—Berberine, starch.

Properties.—Tonic. *Dose*, 2 to 4 grams (5ss-j) in powder or infusion.

BERBERIS AQUIFOLIUM.—OREGON GRAPE.

Origin.—*Berberis aquifolium*, Pursh; *B. nervosa*, Pursh; and *B. repens*, Lindley. *Natural order*, Berberidaceæ.

Habitat.—From Colorado westward.

Description.—In more or less knotty and tough pieces, varying from 3 to 25 or 50 millimeters ($\frac{1}{8}$ to 1 or 2 inches) in thickness, with a thin, yellowish-brown, internally bright yellow bark, and a yellow hard wood with fine medullary rays, the rhizome with a thin pith; inodorous and bitter. The rhizome and roots of *B. repens* and *B. nervosa* rarely exceed 3 millimeters ($\frac{1}{8}$ inch) in diameter.

Constituents.—Berberine, possibly a second alkaloid, sugar, gum, etc.

Properties.—Tonic, alterative. *Dose*, 0.5 to 2 grams (gr. viij-5ss) in decoction or fluid extract.

3. TUBERS AND BULBS.—TUBERA ET BULBI.

Tubers are enlarged, more or less fleshy subterraneous stems or branches, or dilated bases of stems, which are not invested with leaves. They consist of either one internode or of several, and hence may develop either a terminal or several lateral buds. The dilated fleshy tuberous base of an annual stem is often designated as a *corm*.

Bulbs are buds with a permanently short, fleshy axis, which is invested with fleshy leaves, called scales, the external layers of the latter usually decaying and becoming dry and papyraceous. The *scaly* bulb has the leaves rather short, thick, and imbricate; in the *tunicated* bulb the leaves are broad, cover the axis and inner leaves completely, or nearly so, and thus form concentric layers. If several small bulbs surround a common axis, and the whole is again invested with fleshy or dry leaves, the *compound* bulb is produced. Bulbous plants are monocotyledons.

Histology.—The arrangement of the tissue in the tubers corresponds with that of the rhizome, while the scales of the bulbs have, like the leaves proper, more or less delicate fibrovascular tissue (veins) imbedded in loose and fleshy parenchyme.

Classification.

TUBERS.—*Sect. 1.* Of Dicotyledons.

With resin cells in circles.	Jalapa.
Without resin cells; turnip-shaped, very acrid.	Aconitum.
subglobose, yellowish, bitterish.	Corydalis.

Sect. 2. Of Monocotyledons.

Ovate with a lateral groove; usually in reniform sections, bitter.	Colchicum.
Depressed globose, above with a zone of rootlets or their scars; acrid.	Arum.
Ovate or roundish; horny; mucilaginous.	Salep.

BULBS, all tunicated.

Single; globular ovate; mostly in sections of the scales; mucilaginous, bitter, acrid.	Scilla.
Compound; mucilaginous, pungent, acrid.	Allium.

JALAPA.—JALAP.

Origin.—Exogonium Purga, *Bentham.* *Natural order,* Convolvulaceæ.

Habitat.—Eastern Mexico.

Description.—Napiform, pyriform or oblong, varying in size, the larger ones incised, more or less wrinkled,

Fig 97.



Jalap.—Transverse section, natural size.

dark brown, with lighter-colored warts and short transverse ridges, hard, compact, internally pale grayish-brown, with numerous concentric circles; fracture resinous, not fibrous; odor slightly smoky and sweetish; taste sweetish and acrid.

Structure.—The predominating tissue is parenchyme, containing starch, which in the outer layers is pasty. Bark thin, in the inner layer, with a dense zone of resin cells. Wood-bundles small, distant and indistinct; the concentric circles formed of resin cells, arranged in wavy, narrow, or somewhat broader zones.

Quality.—10 grams of jalap should yield not less than 1.2 gram (or 12 grains for 100 grains of jalap) of resin, which should be only slightly soluble in ether.

Constituents.—Starch, gum, sugar, etc., resin 12 to 18 or 22 per cent.; about $\frac{1}{10}$ of the resin is soluble in ether, also in alkalies, and reprecipitated by acids; the remainder is the glucoside convolvulin $C_{62}H_{100}O_{32}$, which is soluble in alkalies and converted into convolvulic acid, soluble in water.

False Jalaps.—Tampico jalap, from *Ipomœa simulans*, *Hanbury*. Irregular, globular or elongated, deeply wrinkled, without transverse ridges or scars, yields 10 to 15 per cent. resin (tampicin), almost wholly soluble in ether.

Fusiform (male or light) jalap, jalap stalks; from *Ipomœa orizabensis*, *Ledanois*. Spindle-shaped, but mostly divided longitudinally and transversely, in sections or rectangular irregular pieces; the transverse section distinctly radiate from thick porous wood-bundles. The resin, jalapin, is completely soluble in ether.

Mechoacanna root, from *Convolvulus Mechoacanna*, *Vandelli*, and perhaps from other plants; in sections, light, whitish, mealy, contains little resin.

Properties.—Diuretic, hydragogue cathartic. *Dose*, 0.5 to 2 grams (gr. viij-℥ss).

ACONTI RADIX.—ACONITE ROOT.

Aconitum, *U. S. P.*

Origin.—*Aconitum Napellus*, *Linné*. *Natural order*, Ranunculaceæ, Helleboreæ.

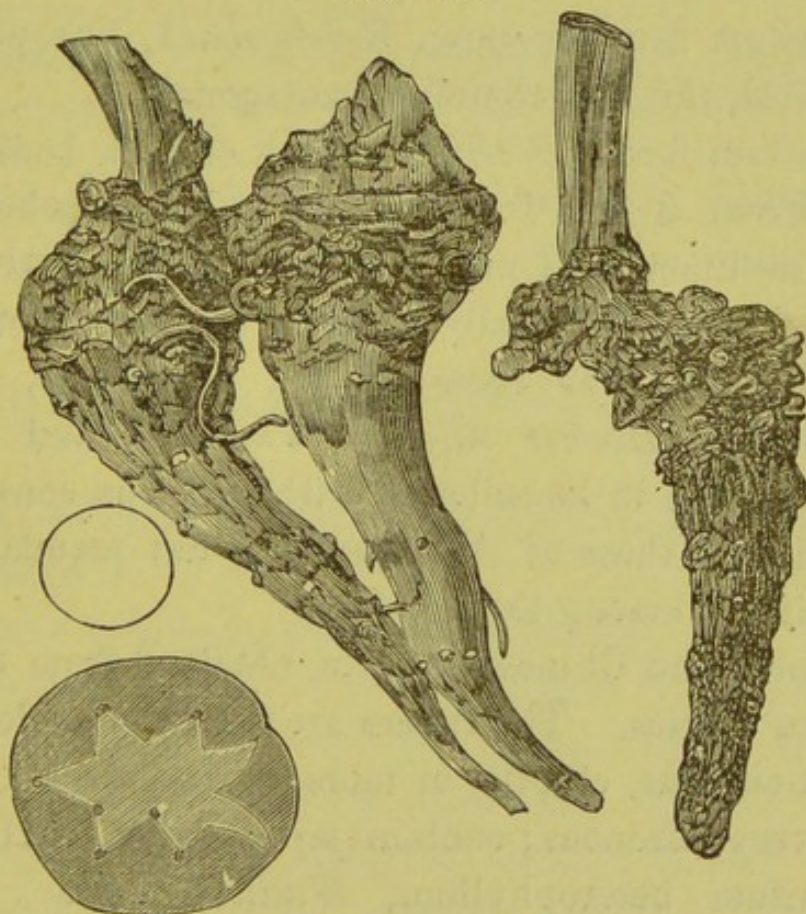
Habitat.—Mountainous districts of Europe, Asia, and western North America.

Characters.—About 18 millimeters ($\frac{3}{4}$ inch) thick at the crown, conically contracted below, about 5 centimeters (2 inches) long, with scars or fragments of radi-

cles, externally dark brown, fracture short, amylaceous, or horny; internally whitish or brownish; odor none; taste sweetish, soon acrid, producing a sensation of tingling.

Structure.—Bark thick, in the inner layer composed of small cells. Nucleus sheath about 7-rayed. Vascular bundles small, located at the termination, sometimes also at the base of the rays. Pith large-celled. The parenchyme contains starch.

Fig. 98.



Aconitum Napellus.—Tubers and transverse section.

Constituents. — Resin, fat, sugar, aconitic acid, $\text{H}_3\text{C}_6\text{H}_3\text{O}_6$, and about 0.07 per cent. of alkaloids, consisting of aconitine, $\text{C}_{33}\text{H}_{43}\text{NO}_{12}$, pseudaconitine, $\text{C}_{36}\text{H}_{49}\text{NO}_{11}$, aconine, $\text{C}_{26}\text{H}_{39}\text{NO}_{11}$, pseudaconine, $\text{C}_{27}\text{H}_{41}\text{NO}_8$, picra-

nitine, $C_{31}H_{45}NO_{10}$. These alkaloids and one or two amorphous bases are contained in commercial aconitine. By heating in sealed tubes aconitine is decomposed into benzoic acid and aconine, and pseudaconitine into dimethyl-protocatechuic acid and pseudaconine.

Properties.—Anodyne, sedative, poisonous. *Dose*, 0.06 to 0.12 gram (gr. j-ij) in tincture.

Other Aconite Roots.—*Aconitum Cammarum*, *Jacquin*, Europe; globular-ovate, about 15 millimeters ($\frac{3}{8}$ inch) long, the rays of the pith about five in number, rather short and rounded.

Aconitum Størckeanum, *Reichenbach*, Europe; slender conical, the pith roundish pentagonal.

Aconitum ferox, *Wallich*. Bikh or bish, Indian aconite. From 5 to 10 centimeters (2 to 4 inches) long, and 25 millimeters (1 inch) or more in diameter above, conical, brown, internally whitish, mealy or horny, intensely acrid. The roots of *Ac. uncinatum*, *Linné*; *Ac. luridum*, *Hooker filius et Thomsen*, and perhaps others are said to be collected with it. The constituents are similar to those of *Ac. Napellus*, but pseudaconitine predominates among the alkaloids.

Japanese and Chinese aconite, obtained from different unknown species. The tubers are napiform or elongated, the pith circular, elliptic, or more or less five- to seven-rayed; very poisonous; contains japaconitine, $C_{66}H_{88}N_2O_{21}$.

Aconitum heterophyllum, *Wallich*, India. Conical or fusiform, bitter, not acrid.

Aconitum Anthora, *Linné*, Europe; long, fusiform; pith thin, with short and longer rays.

Aconitum Lycoctonum, *Linné*, Europe; oblique, several-headed rhizome with elongated conical rootlets, bitter.

CORYDALIS.—TURKEY CORN, SQUIRREL CORN.

Origin.—*Dicentra canadensis*, *De Candolle*, s. *Corydalis canadensis*, *Goldie*. *Natural order*, *Fumariaceæ*.

Habitat.—Canada and mountains of United States, south to Kentucky.

Description.—Depressed globose, about 6 millimeters ($\frac{1}{4}$ inch) thick, with a scar on each of the depressed sides, tawny-yellow, internally whitish or yellowish, horny or rather mealy, inodorous, bitter.

The rhizome of *Dicentra eximia*, *De Candolle*, s. *Corydalis formosa*, *Pursh*, is scaly.

Constituents.—Acrid and tasteless resin, starch, mucilage, fumaric acid, and corydaline, which is very bitter in solution.

Properties.—Tonic, diuretic, alterative. *Dose*, 0.6 to 2 grams (gr. x-xxx), in powder or extract.

COLCHICI RADIX.—COLCHICUM ROOT.

Origin.—*Colchicum autumnale*, *Linné*. *Natural order*, *Melanthaceæ*.

Habitat.—Southern and Central Europe.

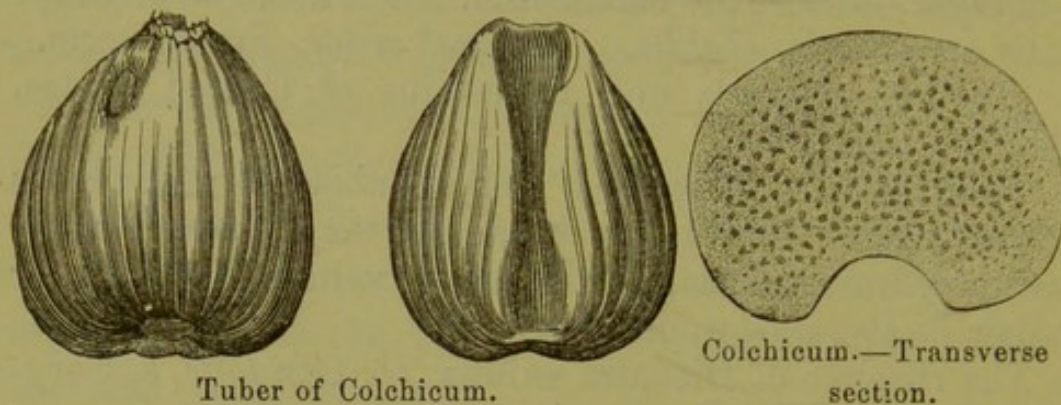
Description.—About 25 millimeters (1 inch) long, ovoid, flattish and with a groove on one side; externally brownish and wrinkled; internally white and solid; often in transverse slices, reniform in shape, breaking with a short mealy fracture, inodorous, taste sweetish, bitter, and acrid.

Colchicum root breaking with a horny or very dark-colored fracture should be rejected.

Structure.—The predominating tissue is parenchyme, containing starch and occasionally raphides; vascular bundles numerous, scattered; nucleus sheath wanting.

Constituents.—Starch, gum, sugar, resin, fat, colchicine. (See *Colchici Semen*.)

Fig. 99.



Tuber of Colchicum.

Colchicum.—Transverse section.

Properties.—Cathartic, emetic, sedative; in gout and rheumatism. *Dose*, 0.1 to 0.5 gram (gr. iss–viij) in powder, wine, fluid extract, or extract.

ARUM.—INDIAN TURNIP, DRAGON ROOT.

Origin.—*Arisæma* (*Arum*, *Linné*) *triphyllum*, *Torrey*.
Natural order, *Araceæ*.

Habitat.—North America, in rich woods.

Description.—Depressed globular, 2 to 5 centimeters ($\frac{4}{5}$ to 2 inches) broad, above with a zone of numerous simple rootlets, externally brown-gray, internally white, mealy, with scattered wood-bundles; inodorous, taste burning acrid.

Constituents.—Starch, mucilage, sugar, fat, a volatile acrid principle, soluble in ether.

European dragon-root, from *Arum maculatum*, *Linné*; *A. Dracunculus*, *Linné*; and *A. italicum*, *Lamarek*. Oval or oblong, with radicles on the lower side, in commerce often peeled, and in white mealy sections; very acrid.

Properties.—Stimulant, diaphoretic, expectorant, irritant. *Dose*, 0.5 to 1 gram (gr. viij–xv), in powder, mixed with honey, externally in ointment.

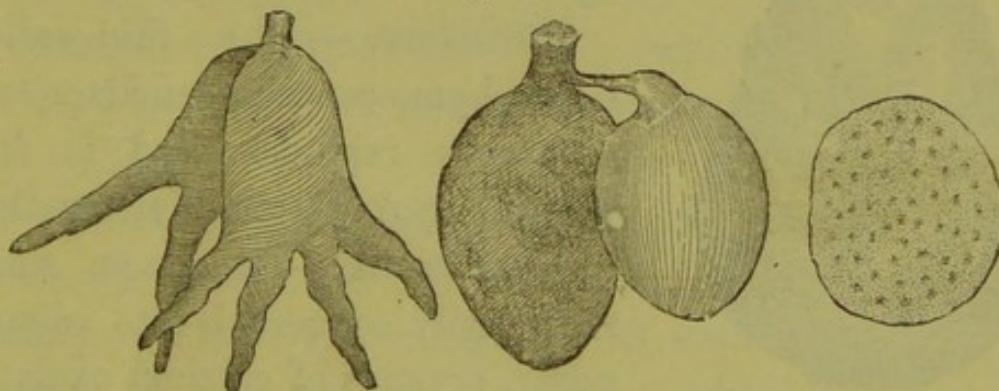
SALEP.—SALEP.

Origin.—*Orchis mascula*, *Linné*, *O. Morio*, *Linné*, and other species of *Orchis*. *Natural order*, *Orchidaceæ*.

Habitat.—Central and Southern Europe, in rich woods.

Description.—Oblong or ovate, 25 millimeters (1 inch) or less long, deprived of the epidermal layer, and scalded, brown-yellow, hard, translucent, internally horny; inodorous, taste insipid. The tissue contains scattered vascular bundles, parenchyme with starch, or occasionally with raphides, and large cells containing mucilage. The powder is pale grayish-yellow.

Fig. 100.



Salep.—Tubers and transverse section.

The tubers of *Orchis latifolia*, *Linné*, *O. maculata*, *Linné*, and others, closely resemble the preceding, but below are palmately divided (*radix palmæ Christi*).

Constituents.—Starch 27, mucilage 48, sugar, proteids, and ash about 2 per cent. One part of powdered salep with 50 of boiling water yields, after cooling, a jelly.

Properties.—Demulcent, nutritive.

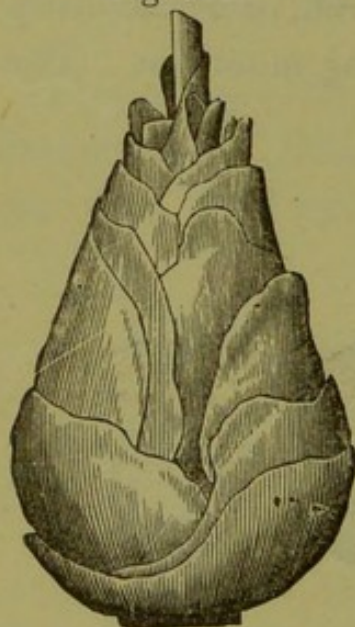
SCILLA.—SQUILL.

Origin.—Urginea Scilla, *Steinheil*, s. *Scilla maritima*, *Linné*. *Natural order*, Liliaceæ, Liliæ.

Habitat.—Basin of the Mediterranean near the sea.

Description.—Broadly ovate or pear-shaped, 10 to 15 centimeters (4–6 inches) in diameter; in commerce usually the fleshy scales, rejecting the insipid inner ones; narrow

Fig. 101.



Scilla.—Bulb.

segments about 5 centimeters (2 inches) long, slightly translucent, yellowish-white or reddish, brittle and pulverizable when dry, flexible on exposure; inodorous, mucilaginous, bitter and acrid.

Structure.—The thin-walled parenchyme contains mucilage and numerous raphides, and is traversed by parallel vascular bundles.

Constituents.—Mucilage, sinistrin (easily converted into sugar), sugar, crystals of calcium oxalate; the active principles are scillipierin

(hygroscopic, bitter, very soluble in water, acts upon the heart), scillitoxin (bitter burning taste, soluble in alcohol, acts upon the heart), and scillin (soluble in alcohol and boiling ether, produces numbness, vomiting, etc.) [Merck]. Jarmersted's scillain is a glucoside, soluble in alcohol, poisonous.

Properties.—Expectorant, diuretic, cathartic, emetic, irritant. *Dose*, 0.03 to 0.3 or 0.6 gram (gr. ss–v–x), in powder, vinegar, syrup, or tincture.

Ornithogalum (scilloides?).

ALLIUM.—GARLIC.

Origin.—*Allium sativum*, *Linné*. *Natural order*, Liliaceæ, Liliæ.

Habitat.—Asia and Southern Europe, cultivated.

Description.—Bulb subglobular, compound, consisting of about eight compressed wedge-shaped bulblets, which are arranged in a circle around the base of the stem and covered by several dry membranaceous scales. It has a pungent, disagreeable odor, and a warm, acrid taste. It is used only in the fresh state.

Hybrids of the above species with *Allium Porrum*, *Linné*, and perhaps with other species of *Allium* are frequently met with.

Constituents.—Mucilage 35 per cent., albumen, volatile oil $\frac{1}{4}$ per cent., consisting of oxide and sulphides of allyl (C_3H_5).

Properties.—Stimulant, diuretic, expectorant, anthelmintic, irritant.

Dose.—2 to 4 grams (3ss-j), as expressed juice or syrup.

4. TWIGS AND WOODS—STIPITES ET LIGNA.

The twigs are the overground stems and branches of perennial herbaceous or suffrutescent plants, deprived of leaves, flowers, and fruit; they consist of a woody column, inclosing a pith and covered by a green bark. The twigs of one plant only are now officinal.

The medicinal woods are derived from dicotyledonous trees, and as used in pharmacy have the bark removed.

Histology.—The woods consist principally of prosenchyme, the elongated wood-fibres with tapering ends and thickened cell-walls, associated with ducts, which, upon transverse section, appear as pores. With the exception of the annular and spiral ducts near the medullary sheaths, the ducts are mostly dotted. The wood of Coniferæ is destitute of ducts, and the wood-fibres, on their lateral walls, are marked with disks. The wood incloses a pith composed of parenchyme, and is radially dissected by medullary rays, which, upon transverse section, appear as fine lines, separating the narrow wood-wedges, upon radial section as broader bands, and upon tangential section as short vertical striæ, which are narrowed at both ends. The medullary rays consist of parenchyme cells, somewhat elongated in the radial direction, forming either a single row, or broader rows of two or more cells, and vertically a layer of six or more cells. Parenchyme is also found in some woods accompanying the ducts; its cells are vertically elongated and it is designated as wood parenchyme. The wood-cells formed in the spring are larger, those formed towards the close of the season are much thinner; the annual layers or circles of wood are thus plainly indicated by the abrupt transition from the growth of one year to that of the next. In woods from tropical countries the annual layers are less distinctly marked, and often cannot be recognized. The inner layer of wood, from deposits upon its cell-walls, is harder, denser, and frequently of a darker color than the outer layer; the former is called the heartwood or duramen, the latter is the sapwood, or alburnum.

The structural characters of the dicotyledonous woods depend upon the vertical course of the wood-fibres, the

width and thickness of the medullary rays, the size and distribution of the ducts, the presence or absence of the wood-parenchyme, etc.

Classification.

Twigs; nodes alternate; cylindrical; taste bitter-sweet.	Dulcamara.
pentangular; taste bitter, nauseous.	Scoparius (see Herbs).
Woods containing ducts.	
Annual layers distinct.	
Pale reddish-brown; soft; aromatic.	Sassafras.
Annual layers indistinct, or with irregular circles of wood-parenchyme.	
Bark present; yellowish-gray; bitter.	Gouania.
Bark mostly absent; wood whitish, very bitter.	Quassia.
greenish-brown, heavy, taste somewhat acrid.	Guaiacum.
dark-red, ducts large; nearly tasteless, not coloring water.	Santalum rubrum.
dark-red, ducts fine; astringent and sweetish, tinging water red.	Hæmatoxylon.
yellowish or whitish, ducts fine; on rubbing aromatic.	Santalum album.

DULCAMARA.—BITTERSWEET.

Origin.—*Solanum Dulcamara*, *Linné*. *Natural order*, Solanaceæ.

Habitat.—Europe and Asia; naturalized in North America.

Description.—Cylindrical, somewhat angular; longitudinally striate, more or less warty; usually hollow in

Fig. 102.



Dulcamara.—Transverse section. Magnified 3 diam.

the centre; about 6 millimeters ($\frac{1}{4}$ inch) or less thick, cut into short sections; externally pale greenish or light greenish-brown, marked with alternate leaf-scars, and internally green, with a greenish or yellowish wood. Odor slight; taste bitter, afterwards sweet.

Structure.—Cork thin, brown; bark thickish, with few bast fibres; and an inner layer with narrow medullary rays; wood in one or two circles with large ducts and numerous one-rowed medullary rays; pith prominent, but mostly hollow. The parenchyme contains starch and chlorophyll.

Constituents.—Resin, gum, wax, an amorphous alkaloid (solanine?), and the glucoside dulcamarin, $C_{22}H_{34}O_{10}$, which is soluble in water and alcohol, yields frothing solutions, and has a bitter and sweet taste.

Properties.—Deobstruent, alterative, resolvent, anodyne. *Dose*, 4 to 8 grams (3j–ij), in decoction, fluid extract, or extract.

SASSAFRAS LIGNUM (RADIX).—SASSAFRAS WOOD (ROOT).

Origin.—Sassafras officinale, *Nees*. *Natural order*, Lauraceæ.

Habitat.—North America, woods.

Description.—In branching billets or logs, partly covered with bark, or in chips; pale brownish or reddish, coarse-grained, soft, with narrow medullary rays and large ducts; odor and taste aromatic.

Constituents.—Volatile oil.

Properties and Uses.—Like sassafras bark.

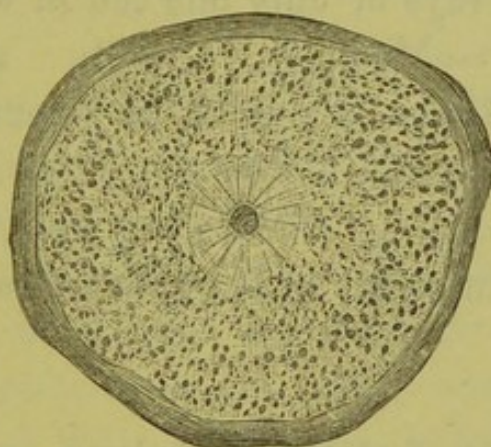
GOUANIA.—CHEWSTICK.

Origin.—Gouania domingensis, *Linné*. *Natural order*, Rhamnaceæ.

Habitat.—West Indies.

Description.—Pieces of stems about 12 millimeters ($\frac{1}{2}$ inch) thick; externally brownish gray, wrinkled; in-

Fig. 103.



Gouania.—Transverse section.

ternally yellowish gray; fracture fibrous; bark thin; wood porous; medullary rays fine; the parenchyme contains many cells with crystals; inodorous, taste bitter.

Constituents.—Bitter principle.

Properties.—Tonic.

QUASSIA.—QUASSIA.

Origin.—Picræna (Simaruba, *De Candolle*, Quassia, *Swartz*) excelsa, *Lindley*. *Natural order*, Simarubaceæ.

Habitat.—Jamaica.

Description.—Various sized billets, dense, tough, of medium hardness, freed from the thick tough bark, internally porous, yellowish white, radially striate and marked with irregular circles; in the shops usually in raspings or chips; inodorous, intensely bitter.

Structure.—Ducts large, mostly in small groups; medullary rays of about three rows of cells; circular zones of wood parenchyme distinct; central pith thin. Externally and internally occasionally with blackish patches or lines from the mycelium of a fungus.

Surinam quassia, from *Quassia amara*, *Linné*, is in much thinner billets, has a thin, brittle bark, smaller ducts, narrower zones of wood parenchyme, and indistinct medullary rays of only one cell in width.

Constituents.—Mucilage, pectin, resin, quassin, $C_{10}H_{12}O_3$; the latter is soluble in alcohol and water, is precipitated by tannin, and is very bitter.

Properties.—Tonic, febrifuge. *Dose*, 1 to 4 grams (gr. xv– \mathfrak{z} j), in infusion, tincture, or extract.

GUAIACI LIGNUM.—GUAIACUM WOOD.

Origin.—*Guaiacum officinale*, *Linné*. *Natural order*, Zygophyllaceæ.

Habitat.—West India and Northern South America.

Description.—In billets and logs, with a yellowish alburnum; heavy, hard, brown or greenish-brown, resinous, internally marked with irregular concentric circles; splitting very irregularly, splintery; when heated emitting a balsamic odor; taste slightly acrid.

Used in the form of raspings, which should be greenish-brown, contain few particles of a whitish color, and on the addition of nitric acid, acquire a dark blue-green color.

Structure.—The predominating tissue consists of wavy interwoven wood-fibres, with numerous one-rowed medullary rays, large single ducts and narrow lines of wood

parenchyme arranged in irregular circles. All cells contain resin.

Constituents.—Resin 20 to 25 per cent. (see Guaiaci resina); extractive, soluble in water, 3 to 4 per cent.

Properties.—Diaphoretic, alterative. *Dose*, 2 to 8 grams (5ss–ij), in decoction.

SANTALUM RUBRUM.—RED SAUNDERS.

Origin.—*Pterocarpus santalinus*, *Linné filius*. *Natural order*, Leguminosæ, Papilionaceæ.

Habitat.—Madras, cultivated.

Description.—In billets deprived of the light-colored sapwood, heavy, hard; splitting coarsely splintery; externally dark red-brown; the fresh transverse section deep red, marked with lighter red indistinct radiating lines and distinct irregular concentric circles; inodorous and nearly tasteless; on maceration in water, does not color it. Used in the form of chips or of an irregular powder, of a deep brown-red or purplish-red color.

Structure.—Ducts large; medullary rays one-rowed; wood parenchyme in interrupted irregular circles. The cells contain red resinous coloring matter, the parenchyme also crystals of calcium oxalate.

Constituents.—Santalic acid, red needles, soluble in ether with a yellow, and in alkalies with a violet color. Santal, $C_8H_6O_3$, and pterocarpin, $C_{17}H_{16}O_5$, are colorless, insoluble in water; the solution of the former in alkalies turns red and green. The coloring matter fused with HKO yields resorcin.

Used for coloring tinctures.

HÆMATOXYLON.—LOGWOOD.

Origin.—Hæmatoxyton campechianum, *Linné*. *Natural order*, Leguminosæ, Cæsalpineæ.

Habitat.—Central America, naturalized in the West Indies.

Description.—In logs; heavy, hard, splitting irregularly, externally blackish-purple, often with a green metallic lustre; fracture coarse splintery; internally brown-red, finely porous, marked with irregular concentric circles and numerous delicate radiating lines; odor faint agreeable; taste sweetish, astringent; colors the saliva dark pink. Used in the form of small chips or coarse powder of a dark brown-red color, often with a greenish lustre.

Structure.—Ducts rather fine, medullary rays about two-rowed; wood parenchyme in broader wavy circular lines. The coloring matter is deposited mainly in the wood-fibres and ducts.

Constituents. — Hæmatoxylin, $C_{16}H_{14}O_6$, colorless, sweet, soluble in water and alcohol, turning red in sunlight, purplish by alkalies; yields hæmatein, which has a green metallic lustre. Also tannin, fat, resin.

Properties.—Astringent, tonic. *Dose*, 2 to 4 grams (ʒss-j) in decoction or extract.

SANTALUM ALBUM.—SANDALWOOD.

Origin.—1. Santalum album, *Linné*; 2. S. Yasi, *Seemann*, and other species. *Natural order*, Santalaceæ.

Habitat.—1. India; 2. Fijee Islands; other species in Australia, the Sandwich Islands, etc.

Description.—In billets, or logs, splitting readily, heavy, hard, yellowish, brownish or whitish, marked with darker circles; medullary rays very narrow; ducts thin; odor when rubbed aromatic, somewhat musk-like; taste aromatic.

Constituents.—Resin, tannin, volatile oil 1–4 per cent.; the latter is yellow, thick; sp. grav. .96; readily soluble in alcohol while fresh, strongly aromatic, but varying somewhat with its origin.

Properties.—The volatile oil stimulant, sudorific, used in gonorrhœa in doses of 0.5 to 1 or 1.5 gram (gr. viij–xv–xxij); also in perfumery; the wood for fancy articles.

See on Sandalwood, Ph. Journ., 1891, p. 44, 65.

5. BARKS.—CORTICES.

Barks constitute the outer layer of dicotyledonous stems and roots, separated from the wood by the cambium layer, and are collected mostly from the trunk or stem and its larger branches, in a few cases from the root. The outer surface of the bark is not unfrequently beset with larger or smaller patches of lichens; the inner surface, immediately after the removal of the bark from the wood, is mostly whitish or light colored and smooth, but darkens more or less on drying, and often becomes rough or ridged in consequence of the unequal shrinkage of different parts of the tissue.

Histology.—The bark consists originally of two layers, the outer bark wholly composed of parenchyme, containing chlorophyll; and the inner bark, bast or liber, which is composed of vertically elongated bast parenchyme, and

of bast prosenchyme or liber fibres, and this tissue is radially dissected by medullary rays, formed of radially elongated parenchyme. The epidermis is present only in very young barks; its place is soon taken by the primary cork, which is frequently present in wart-like projections, or in longitudinal or transverse ridges, and is composed of tangentially flattened cells. The secondary cork, composed of similar cells, penetrates in layers or bands into the outer or inner bark, and the exterior tissue cracks off in layers or falls away by decay. The tissues which may be present in barks are, 1, the epiphloëum or exophloëum, formed by the primary cork; 2, the mesophloëum, primary or outer bark, also sometimes called middle bark; or these two layers may have been thrown off, so that the external layer is formed by 3, the rhytidoma, or secondary cork; 4, the endophloëum or liber. The term periderm is often used to designate the external corky layer, whether it be epiphloëum or rhytidoma, but is by some authors confined to the latter. The parenchyme of some barks contains cells in which volatile oil, resin, mucilage, or crystals are found; and others in which the cell-walls become considerably thickened and indurated, producing the gritty cells or stone cells or sclerenchyme.

Aside from the natural color of the tissue, the appearance of the outer surface of the medicinal barks depends upon the presence or absence of lichens, epiphloëum, mesophloëum and rhytidoma, and the appearance of the inner surface upon the degree of shrinkage in drying of the medullary rays and bast parenchyme. The breadth of the medullary rays on the one hand, and the radial or lateral arrangement of the bast cells on the other hand, cause the radial, lateral (tangential) or checkered markings upon the transverse section of the inner bark.

Classification.

Sect. 1. Taste bitter and astringent.

Bast fibres with a minute cavity, single, in short radial lines or small groups.

Cinchona.

Bast fibres with larger cavity, in close radial lines; copper-colored.

Remijia.

Bast indistinctly tangentially striate; cork removed; fracture granular.

Nectandra.

Bast radially striate, pale red; periderm brown.

Cornus florida.

Bast radially striate, cinnamon-colored; periderm brown-gray; bark thin.

Cornus circinata.

Bast radially striate, pale brown; periderm purplish-brown; bark thin.

Cornus sericea.

Bast radially striate, whitish; periderm purplish-brown.

Liriodendron.

Bast radially striate, whitish; periderm gray, or brownish.

Magnolia.

Bast radially striate, yellowish; periderm grayish, dotted.

Prinos.

Bast radially striate, rust-brown; periderm green-brown.

Prunus virginiana.

Bast layers tangential, checkered, yellow, exfoliating.

Berberis.

Bast layers tangential, checkered, pale cinnamon-colored.

Salix.

Bast indistinctly striate, whitish; periderm purplish or grayish-brown.

Viburnum.

Sect. 2. Taste astringent.

Bast checkered, pale brown; inner surface ridged; saliva not tinged.

Quercus alba.

Bast checkered, pale brown; inner surface ridged; saliva tinged yellow.

Quercus nigra.

Bast tangentially striate; periderm blackish; inner surface smooth, brownish; tough,

Rubus.

Bast scarcely striate, yellowish; inner surface smooth; fracture short.

Granatum.

Sect. 3. Taste bitter, not aromatic.

Bast radially striate, whitish; inner surface smooth, fracture splintery.	Fraxinus.
Bast radially striate, pale brownish; bark tough.	Simaruba.
Bast radially striate, whitish; periderm blackish; bark tough.	Quassia excelsa.
Bast radially striate, whitish; periderm gray; bark brittle.	Quassia amara.
Bast radially striate, grayish, dotted; slightly acrid.	Condurango.
Bast scarcely striate, brownish-yellow; periderm dark gray.	Frangula.
Bast scarcely striate, yellowish; periderm gray and whitish.	Rhamnus Purshiana.
Bast somewhat checkered; internally with blue-green patches; odor opium-like.	Piscidia.
Bast checkered, brown and white; cork removed; inner surface striate.	Juglans.
Bast yellowish-brown, dotted; outer bark in undulated layers.	Quebracho.
Bast tangentially striate, yellowish; cork rust-brown, tasteless.	Azedarach.

Sect. 4. Taste acrid or pungent.

Slender prickles in transverse rows.	Aralia spinosa.
Brown-gray, inner surface whitish; fracture short; spines brown, two-edged.	Xanthoxylum fraxineum.
Brown-gray, inner surface whitish; fracture short; spines brown, stout, upon a thick, corky base.	Xanthoxylum carolinianum.
Reddish-brown, with thin grayish cork; fracture short.	Myrica.
Red-brown; internally with brown-yellow spots; brittle.	Erythrophlœum.
Bast tangentially striate, tough, whitish; periderm greenish, glossy.	Mezereum.

Bast tangentially striate, tough, whitish; periderm reddish; taste slightly acrid.	Gossypium.
Bast tangentially striate, tough, with yellow dots; cinnamon-brown; aromatic pungent.	Coto.
Bast tangentially striate, whitish; periderm gray and blackish, scaly; taste slightly acrid and bitter,	Euonymus.
Bast checkered, white or whitish; cork removed; sternutatory.	Quillaia.

Sect. 5. Mucilaginous.

Bast checkered, whitish or brownish; cork removed.	Ulmus.
--	--------

Sect. 6. Aromatic (some also bitter) with oil or resin cells.

Astringent; compound quills; papery; outer surface lightest.	Cinnamomum.
Astringent; curved or quilled; both surfaces cinnamon-brown.	Cinnamomum cassia.
Astringent; flattish fragments, rust-brown; fracture corky.	Sassafras.
Bitterish, pungent; periderm whitish and reddish, with white scars; bast white.	Canella.
Bitterish, pungent; periderm brown, with dark-brown scars; bast brown.	Cinnamodendron.
Bitterish, pungent; periderm whitish or brown; inner surface ridged; contains tannin.	Wintera.
Very bitter; reddish-brown; in outer bark white striæ.	Angustura.
Very bitter; periderm white, fissured; inner surface brown.	Cascarilla.

CINCHONA.—CINCHONA, PERUVIAN BARK.

Origin.—Between 30 and 36 species of cinchona are usually recognized, of which number about one-half furnish commercial cinchona bark. O. Kuntze regards most of these as hybrids or as varieties; and recognizes only four typical species. Those recognized by the pharmacopœias are mentioned below.

Natural order, Rubiaceæ, Cinchoneæ.

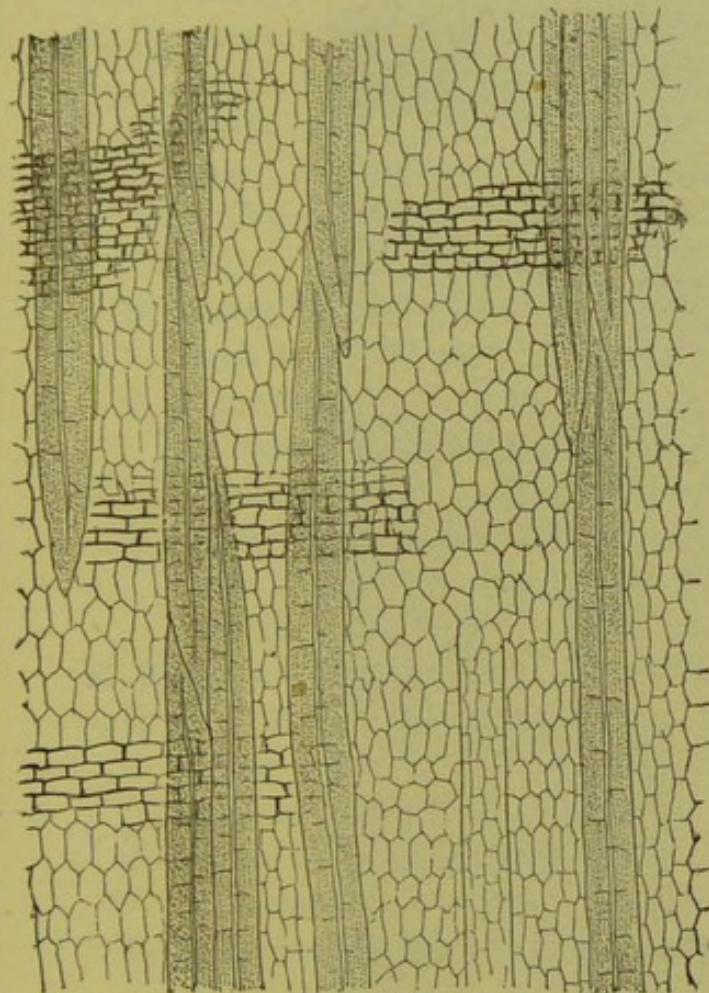
Habitat.—South America, commencing at 19° S. lat., on the eastern slope of the central chain of the Andes, northward to 2° S. lat., where a second belt commences on the eastern slope of the western chain; thence spreading northward into New Granada to 10° N. lat. The valuable species grow at an altitude of 1600 to 2400 meters (5300 to 8000 feet), Cinch. succirubra at 700 meters (2300 feet). Other species of little or no value are found up to 3500 meters (11,600 feet), and down to 100 meters (330 feet). The climate where the best species grow has a mean temperature of 12° to 13° C. (55° F.), and is damp and foggy throughout the greater part of the year.

Cinchonas are now extensively cultivated in Java, India (Neilgherry and Himalaya Mountains), Jamaica (Blue Mountains), and other countries; to a limited extent also in South America.

Structural Characteristics.—The bast fibres are rather short, obtusely pointed, unbranched, have very much thickened cell-walls and a minute cavity, and are quite brittle. They are imbedded in the bast parenchyme, either singly, or in short radial lines, composed of one or two rows, or in irregular groups of 2, 3, or sometimes 6

or 8 cells. The bast rays contain also incomplete fibres or staff cells, which are elongated and thick-walled. The

Fig. 104.



Calisaya bark.—Radial longitudinal section, showing bast fibres, bast parenchyme, and medullary rays.

Fig. 105.




Cinchona lancifolia.—Transverse section, magnified 30 diam., showing numerous stone cells in outer bark and outer bast layer; bast cells in interrupted radial lines.

primary bark of some species contains somewhat elongated unbranched laticiferous ducts (vessels, lacunæ) and thick-walled stone cells containing resin or crystals, which

are also occasionally found in the medullary rays. The formation of secondary cork bands, penetrating deeply

Fig 106.



Cinchona micrantha.—Transverse section, magnified 40 diam., few stone cells in outer bark; bast fibres single and in groups.

into the interior, causes the absence of these ducts and stone cells in the older trunk bark of some species.

Classification of the Important Cinchona Barks.

1. Bast fibres single, sometimes in groups of 2 or rarely more, medium sized.
 - C. *Calisaya*. Laticiferous ducts in young bark; no or very few stone (resin) cells; old bark with prominent secondary cork; medullary rays narrow.
 - C. *glandulifera*. Laticiferous ducts in 1 or 2 rows; stone cells few; bast rays narrow; medullary rays large-celled.
2. Bast fibres single, or oftener in groups, not in distinct radial lines.
 - C. *micrantha*. No laticiferous ducts; stone cells few or none; bast fibres medium; medullary rays narrow.
 - C. *purpurea*. Laticiferous ducts in 1 or 2 rows; stone cells numerous; bast fibres medium, with some incomplete fibres; medullary rays broadly wedge-shaped at end.
 - C. *pubescens*. Laticiferous ducts in 1 row; stone cells numerous; bast fibres large, variable, with incomplete fibres; medullary rays broad.
3. Bast fibres in interrupted, single or double radial lines.
 - C. *succirubra*. Laticiferous ducts in 1 row, in old bark often filled with cells; stone cells none; bast and medullary rays narrow; bast fibres medium.
 - C. *officinalis*. Laticiferous ducts thin, soon obliterated; stone cells none; bast fibres medium; medullary rays narrow.
 - C. *pitayensis*. Laticiferous ducts none; stone cells few or none; bast fibres thin; medullary rays mostly narrow, wedge-shaped at end.
 - C. *cordifolia*. Laticiferous ducts none; stone cells few; bast fibres small, with some incomplete fibres; medullary rays large-celled.
 - C. *lancifolia*. Laticiferous ducts none; stone cells many; bast fibres medium, with some incomplete fibres; medullary rays large-celled.
 - C. *nitida*. Laticiferous ducts none; stone cells few or none; bast fibres mostly thin, but many thick or medium; medullary rays narrow.
 - C. *peruviana*. Laticiferous ducts (in 1 row) and stone cells small; bast fibres small, many incompletely filled.

4. Bast fibres in nearly uninterrupted radial lines.

C. scrobiculata. Laticiferous ducts in 1 or 2 rows; stone cells and bast fibres numerous; medullary rays large-celled.

Official Cinchonas.

CINCHONA FLAVA.—YELLOW CINCHONA, CALISAYA BARK.

The bark of the trunk of *Cinchona Calisaya*, *Weddell*.
Habitat.—Northeastern Bolivia and Southeastern Peru.
Altitude 1500–1800 meters (5000–6000 feet).

Fig. 107.



Cinch. Calisaya, showing digital furrow and short fibrous fracture.

Fig. 108.

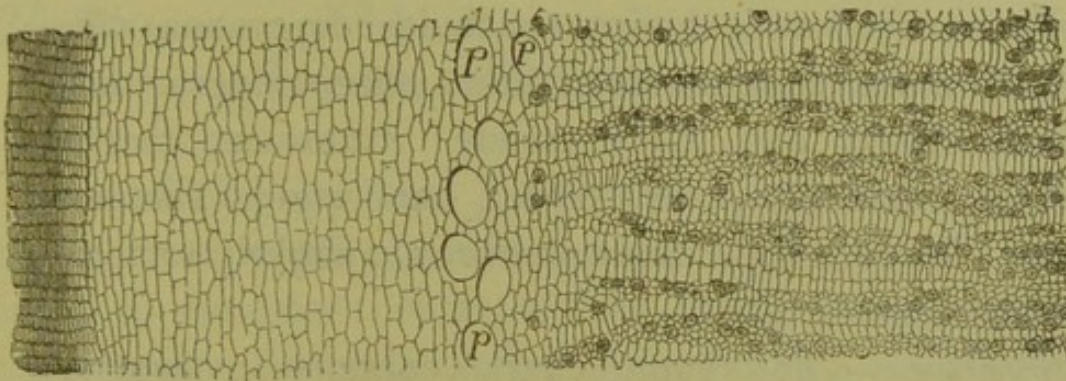


Cinch. scrobiculata.

Description.—In quills or flat pieces; quills varying in size; bark 2 or 3 millimeters ($\frac{1}{12}$ or $\frac{1}{8}$ inch) thick,

externally gray with fissures forming nearly square meshes with raised edges, internally yellowish, cinnamon-

Fig. 109.



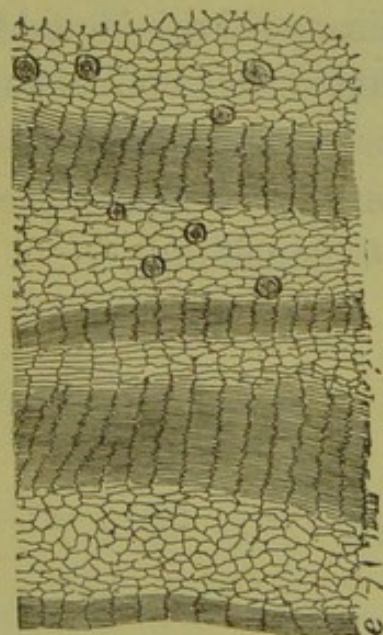
Calisaya bark, magnified 30 diam. quilled, with primary cork and near the bast rays, with laticiferous ducts.

Fig. 110.



Flat, inner layer; with narrow medullary rays and single bast fibres on radial lines.

Fig. 111.



Flat, outer layer; with bands of secondary cork and distant bast fibres.

colored; inner surface nearly smooth; fracture granular and short-fibrous. The flat pieces vary in length and width, and from 4 to 10 millimeters ($\frac{1}{8}$ to $\frac{2}{5}$ inch) in thickness; are almost completely deprived of the brown corky layer; compact; of a tawny-yellow color; outer surface marked with shallow conchoidal depressions (digital furrows) and intervening, rather sharp ridges; inner surface closely and finely striate; transverse fracture showing numerous, very short, and rigid, glistening fibres. Powder light cinnamon-brown, slightly aromatic, and persistently bitter.

Structure.—The young bark contains a layer of primary cork, no stone cells, and near the bast rays one or two circles of large laticiferous ducts. The flat bark consists of liber only, has the bast fibers singly or sometimes in pairs, arranged in radial lines, and contains bands of secondary cork.

Calisaya bark should not be confounded with other cinchona barks of a similar color, but having the bast fibres in bundles or radial rows, and breaking with a splintery or coarsely fibrous fracture (Cinch. scrobiculata and C. lancifolia).

CINCHONA PALLIDA.—PALE CINCHONA,
LOXA BARK, CROWN BARK.

The bark of the branches of *Cinchona officinalis*,
Hooker.

Habitat.—Ecuador, chiefly in the neighborhood of Loxa.

Description.—About 2 millimeters ($\frac{1}{12}$ inch) thick; in single or double quills from 3 to 20 millimeters ($\frac{1}{8}$ to $\frac{3}{4}$ inch) in diameter; outer surface brown or gray, often transversely fissured, and longitudinally wrinkled or nearly smooth; inner surface pale yellowish-brown or reddish-brown, finely striated; fracture slightly fibrous in the inner layer: powder pale brown, slightly odorous, astringent, and bitter.

Commercial Loxa bark is frequently mixed with the bark of one or several other species of *Cinchona*.

Structure.—Stone cells absent; the thin laticiferous ducts disappear in older bark; the bast fibres are placed in irregular interrupted lines of two to four.

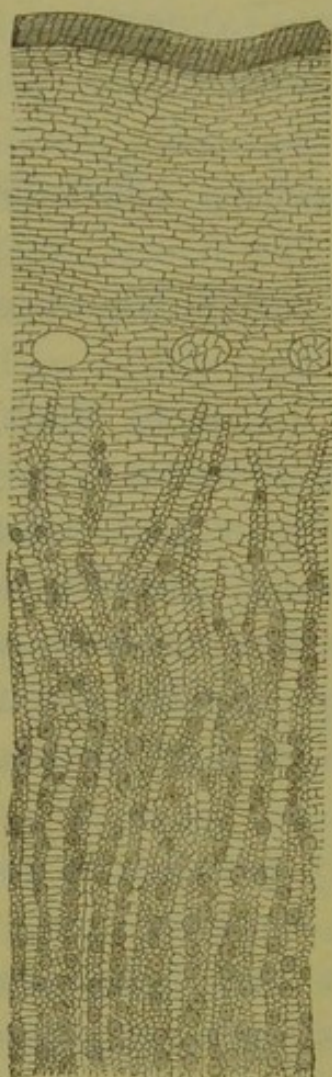
CINCHONA RUBRA.—RED CINCHONA.

The bark of the trunk of *Cinchona succirubra*,
Pavon.

Habitat.—Ecuador, west of Chimborazo. Altitude 700–1500 meters (2300–5000 feet).

Description.—Incurved pieces or quills, varying in length and width, and from 3 to 12 millimeters ($\frac{1}{8}$ to $\frac{1}{2}$ inch) thick; compact; of a deep brown-red color;

Fig. 112.



Cinchona succirubra. —
Transverse section, magni-
fied 30 diam.

outer surface covered with numerous suberous warts and ridges, or longitudinally and somewhat transversely fissured; inner surface rather coarsely striate; transverse fracture short-fibrous; powder deep brown-red, slightly odorous, astringent, and bitter.

Red cinchona should not be confounded with other *Cinchona* barks having an orange-red color and breaking with a coarse splintery fracture. Thin, quilled, red cinchona of a light red-brown color should be rejected.

Structure.—Stone cells absent; the large laticiferous ducts are frequently present in old bark and often filled with cells; the bast fibres are placed in interrupted lines of two to about eight.

Unofficial *Cinchona* Barks.

Pitaya bark, from *C. pitayensis*, *Weddell*. Periderm smooth, ochre-colored, with circular scars; liber reddish cinnamon-brown; fracture short splintery; powder bright brown-yellow.

Cusco bark, from *C. pubescens*, *Vahl*. Periderm pale brown-yellow, warty, sometimes whitish; liber cinnamon-colored, with a coarse splintery fracture.

Carthagena bark, from *C. lancifolia*, *Mutis*, and *C.*

cordifolia, *Mutis*. Quills and half-quills; periderm whitish, ochre-colored or yellowish-brown, soft; inner surface cinnamon-brown, with orange or reddish tint; inner fracture fibrous.

Lima or Huanuco bark, from *C. peruviana*, *Howard*, *C. nitida*, *Ruiz et Pavon*, *C. micrantha*, *R. & P.*, and other species. Quills and half-quills, varying according to the origin.

Huamalies bark, from *C. micrantha*, *Ruiz et Pavon*, *C. glandulifera*, *R. & P.*, *C. purpurea*, *R. & P.*, and other species. Quills and half-quills, varying according to origin.

Jaen bark or false Loxa bark, from *C. Humboldtiana*, *Lambert*. Inferior.

Cinchona Pahudiana, *Howard*, formerly cultivated in Java. Bark of handsome appearance, but inferior.

Spurious Cinchona barks.—From different species of *Ladenbergia*, *Exostemma*, *Nauclea*, etc. The liber layer is more or less distinctly radially striate or checkered, and contains bast fibres with large cavity, variously arranged. Occasionally a bast fibre like those of the cinchonas is observed.

Cuprea bark or copper-colored cinchona from *Remijia pedunculata*, *Triana*, and *R. Purdieana*, *Weddell*, in Southern and Central Colombia. Quills or curved pieces, varying in length, about 6 millimeters ($\frac{1}{4}$ inch) thick, of a dull copper-red color, with small patches of brownish color; hard, fracture coarsely granular. Cork consisting of thick-walled cells; primary bark with few scattered laticiferous ducts or free from the same, and like the liber, containing numerous stone cells; bast fibres with a rather large cavity and obtuse ends in close radial lines,

which are most numerous in the outer bast layer. The bark contains about 2 or 3 per cent. of quinine, besides quinidine and cinchonine, but is free from cinchonidine; the alkaloid homoquinine, on being treated with potassa, yields quinine and cupreine, which is soluble in ether, and gives the thalleioquin color with chlorine and ammonia.

Constituents.—Kinic (quinic) acid, $C_7H_{12}O_6$ (5 to 7 per cent., yields kinone, $C_6H_4O_2$, with sulphuric acid and manganese binoxide); kinovic (quinovic) acid, $C_{24}H_{38}O_4$ (tasteless); kinovin (quinovin), $C_{30}H_{48}O_8$ (bitter; yields kinovic acid and mannitan); cinchotannic acid (usually 2 to 4 per cent.); cinchona red (derivative of the preceding); volatile oil (minute quantity), gum, sugar, wax, ash (2–3 per cent.). The most important constituents are the following five alkaloids: quinine and quinidine (conquinine), $C_{20}H_{24}N_2O_2$; cinchonine and cinchonidine, $C_{19}H_{22}N_2O$ (older formula, $C_{20}H_{24}N_2O$); quinamine, $C_{19}H_{24}N_2O_2$. Their properties are as follows:

Alkaloids.	Rotation.	Soluble in parts of			Cl and NH_3 .	Cl, KClO ₃ , and NH_3 .
		Water.	Alcohol.	Ether.		
Quinine	left	167	6	23	green	dark red
Quinidine	right	2000	26	30	green	dark red
Cinchonine	right	3740	133	370	not gr.	not red
Cinchonidine	left	1680	20	76	not gr.	not red
Quinamine	right	trace	100	32	not gr.	not red

A large number of allied alkaloids have been obtained, some of which are known to be produced under the influence of heat or of reagents:

Isomeric with quinine are quinidine and quinicine.

Isomeric with quinamine are conquinamine, quinamidine, quinamicine

Isomeric with cinchonine are cinchonidine, cinchonine, homocinchonine, homocinchonidine, homocinchonine and apoquinamine.

In the preparation of the cinchona alkaloids a mother-liquor is obtained yielding a brown amorphous alkaloid known as chinoidine (quinidine), which is usually a mixture of dicinchonine, $C_{38}H_{44}N_4O_2$ ($= 2C_{19}H_{22}N_2O$), and diconquinine (diquinidine), $C_{40}H_{46}N_4O_3$ ($= 2C_{20}H_{24}N_2O_2 - H_2O$); the latter gives with chlorine water and ammonia the green thalleioquin color.

Other alkaloids obtained from varieties of cinchona barks are—paricine, $C_{16}H_{18}N_2O$; paytine, $C_{21}H_{24}N_2O$; cusconine and aricine, $C_{23}H_{26}N_2O_4$.

Grahe's test. Barks containing cinchona alkaloids yield on dry distillation in a test-tube a purple-colored tar.

Properties.—Astringent, tonic, antiperiodic, febrifuge. *Dose*, 1 to 4 grams (gr. xv– \mathfrak{z} j), in powder, fluid extract, extract, or the salts of the alkaloids.

NECTANDRA.—BEBEERU. GREENHEART BARK.

Origin.—Nectandra Rodiæi, Schomburgk. *Natural order*, Lauraceæ.

Habitat.—Guiana.

Description.—Flat pieces, 6 millimeters ($\frac{1}{4}$ inch) or less thick; outer surface gray-brown, with numerous depressions; inner surface cinnamon-colored, coarsely striate; fracture granular from the numerous stone cells, in the liber somewhat tangentially striate; inodorous; taste astringent and bitter.

Constituents.—Bebirine, $C_{18}H_{21}NO_3$, identical with buxine and pelosine, white, soluble in ether; sipirine, red-brown, amorphous, insoluble in ether.

Properties.—Tonic, febrifuge, antiperiodic. *Dose*, 2 to 4 grams (\mathfrak{z} ss–j), mostly the alkaloid, 0.06 to 0.6 gram (gr. j–x).

CORNUS.—DOGWOOD.

Origin.—*Cornus florida*, *Linné*. *Natural order*, Cornaceæ.

Habitat.—North America, in woods.

Description.—The bark of the root is collected and is deprived of the furrowed brown-gray corky layer; in curved pieces of various sizes, about 3 millimeters ($\frac{1}{8}$ inch) thick; outer and inner surface pale reddish or light reddish-brown, striate; transverse and longitudinal fracture short, whitish, with brown-yellow striæ of stone cells; inodorous; astringent and bitter.

Constituents.—Cornin (cornic acid, silky needles, bitter, soluble in water and alcohol), tannin (3 per cent.), resin, gum, etc.

Properties.—Astringent, tonic, febrifuge. *Dose*, 1 to 4 grams (gr. xv–3j), in decoction and fluid extract.

The bark of *Cornus circinata*, *L'Heritier*, or round-leaved dogwood, is thin, quilled, or curved; outer surface greenish or brownish-gray, with suberous warts or longitudinal lines; inner surface cinnamon-brown.

The bark of *Cornus sericea*, *Linné*, or swamp dogwood, is quilled, thin; outer surface purplish-brown or purplish-gray, with few suberous warts; inner surface cinnamon-brown.

These barks agree with that of *Cornus florida* in taste, constituents, and properties.

LIRIODENDRON.—TULIP-TREE BARK.

Origin.—*Liriodendron tulipifera*, *Linné*. *Natural order*, Magnoliaceæ.

Habitat.—United States, in woodlands.

Description.—The bark of the branches is collected. Quills or curved pieces, about 2 millimeters ($\frac{1}{12}$ inch) thick; outer surface purplish-brown or blackish-gray, with thin, often cleft ridges forming elongated meshes; internally whitish, smooth; transverse fracture short, somewhat fibrous in the inner layer; nearly inodorous; taste somewhat astringent, pungent, and bitter. The bark of old wood deprived of the corky layer is whitish, fibrous, and less pungent.

Constituents.—Tannin, resin, gum, liriodendrin. The latter is in white, pungent, fusible needles or yellowish globules, soluble in alcohol and ether.

Properties.—Tonic, febrifuge, vermifuge. *Dose*, 4 to 8 grams (5j-ij), in infusion or fluid extract.

MAGNOLIA.—MAGNOLIA.

Origin.—*Magnolia glauca*, *Linné*, *M. acuminata*, *Linné*, and *M. tripetala*, *Linné*. *Natural order*, Magnoliaceæ.

Habitat.—Middle and Southern United States.

Description.—Thin quills or curved pieces; periderm orange-brown, glossy, or light gray, with scattered warts, somewhat fissured; inner surface whitish or brownish, smooth; fracture in inner layer somewhat fibrous; inodorous; taste somewhat astringent, pungent, and bitter. The bark of old wood deprived of the corky layer is whitish or pale brownish, fibrous, and less pungent.

Constituents.—Tannin, soft pungent resin, magnolin. The latter is crystalline, of an irritating taste, insoluble in water, soluble in most simple solvents and in alkalies. The identity of the crystalline principles in the bark and fruit of the different species has not been demonstrated.

Properties.—Diaphoretic, tonic, febrifuge. *Dose*, 2 to 4 grams (ʒss-j), in decoction.

PRINOS.—BLACK ALDER.

Origin.—*Prinos verticillatus*, *Linné*, s. *Ilex verticillata*, *Gray*. *Natural order*, Aquifoliaceæ.

Habitat.—North America, in swampy thickets.

Description.—Thin slender fragments, about 1 millimeter ($\frac{1}{25}$ inch) thick, fragile; outer surface brownish ash-colored, with whitish patches and blackish dots and lines, the corky layer easily separating from the green tissue; inner surface pale greenish or yellowish; fracture short, tangentially striate; nearly inodorous, bitter, slightly astringent,

Constituents.—Tannin, wax, fat, resin, chlorophyll albumen, sugar, gum, starch, amorphous bitter principle, which is precipitated by subacetate of lead.

Properties.—Astringent, tonic, alterative, febrifuge. *Dose*, 2 to 4 grams (3ss-j), in decoction or fluid extract.

PRUNUS VIRGINIANA.—WILD CHERRY BARK.

Origin.—The bark of *Prunus* (*Cerasus*, *Loiseleur*) *serotina*, *Ehrhart*. *Natural order*, Rosaceæ, Amygdaleæ.

Habitat.—North America, in woods.

Description.—Curved pieces or irregular fragments, 2 millimeters ($\frac{1}{12}$ inch) or more thick; outer surface greenish-brown or yellowish-brown, smooth, and somewhat glossy; if collected from old wood deprived of the corky layer, the outer surface rust-brown and uneven; inner surface somewhat striate, cinnamon-brown; brittle; fracture granular, radially striate; after maceration in

water, of a distinct bitter almond odor; taste astringent, aromatic, and bitter.

It should be collected in autumn. The bark of the small branches is to be rejected.

Constituents—Tannin, gallic acid (?), bitter principle, resin, starch, amygdalin, emulsin. The reaction in water of the two last-named principles generates hydrocyanic acid and oil of bitter almond. Collected in October, the bark yields 0.144 per cent. HCy, contains a large percentage of tannin, and yields a dark-colored infusion. The bitter principle has not been completely isolated.

Properties.—Tonic, sedative, pectoral. *Dose*, 2 to 4 grams (5ss-j), in infusion, syrup, or fluid extract.

BERBERIS.—BARBERRY BARK.

Cortex radices berberidis.

Origin.—*Berberis vulgaris*, Linné. *Natural order*, Berberidaceæ.

Habitat.—Europe and Western Asia; naturalized in North America.

Description.—Thin fragments; periderm yellowish-gray, soft; inner surface smooth, orange-yellow; fracture short, bright yellow; separable in laminæ; inodorous; taste bitter, not astringent, tinging the saliva yellow.

Constituents.—Little tannin (green with ferric salts), wax, fat, resin, albumin, gum, starch, berberine $1\frac{1}{4}$ per cent. (see Hydrastis), berbine or oxyacanthine or vinetine—a bitter white alkaloid soluble in alcohol, ether, and chloroform.

Properties.—Tonic, febrifuge, in large doses laxative. *Dose*, 0.2 to 0.6 gram (gr. iij-x), in powder or decoction.

alkaloids of Berberis, Ph. Zeit. 1886, p. 577. Ber. Ber. 1886, p. 319.
 " " Archiv. 1887, p. 141.
 " " Ruedemann 1889, p. 258. Ph. Zeit. 1889, p. 58.
 berberine, Archiv. 1890, p. 596.


SALIX.—WILLOW.

Origin.—*Salix alba*, *Linné*, and other species of *Salix*.
Natural order, Salicaceæ.

Habitat.—Europe, naturalized in North America; cultivated.

Description.—Collected from branches several years old. Fragments or quills, 1 or 2 millimeters ($\frac{1}{25}$ or $\frac{1}{12}$ inch) thick, smooth; outer surface somewhat glossy,

Fig. 113.



Salix.—Transverse section, magnified 15 diam.

brownish or yellowish, more or less finely warty, under the corky layer green; inner surface brownish-white, smooth; the liber separates in thin layers, and the transversely elongated liber bundles are accompanied by axial rows of crystal cells; inodorous, bitter, and astringent.

Constituents.—Tannin, salicin, $C_{13}H_{18}O_7$, white bitter scales or needles, insoluble in ether, blood-red by sulphuric acid, by dilute acids split into sugar and saligenin, $C_7H_8O_2$ (solution blue by ferric chloride), or saliretin, $C_{14}H_{14}O_3$. The white or crack willows appear to contain more tannin, the purple willows more salicin. Salicin

has also been found in the leaves and flowers of several species of willow.

Properties.—Tonic, astringent, vermifuge, febrifuge.

Dose, 1 to 4 grams (gr. xv– 3j) or more. Salicin as a tonic or febrifuge in doses of 0.2 to 1 gram (gr. ijj –xv.)

VIBURNUM.—VIBURNUM, BLACK HAW.

Origin.—*Viburnum prunifolium*, Linné. *Natural order*, Caprifoliaceæ.

Habitat.—United States, in thickets.

Description.—The bark of the stem is in thin pieces or quills, glossy purplish-brown, with scattered warts and minute black dots; collected from old wood grayish-brown; the thin corky layer easily removed from the green layer; inner surface whitish, smooth; fracture short, inodorous, or of a slight valerian-like odor; taste somewhat astringent, bitter. The root bark is reddish-brown, internally cinnamon-colored, very bitter.

Constituents.—Valerianic acid, brown bitter resin, greenish-yellow bitter principle (viburnin), tannin, sugar, oxalates, citrates, malates, and ash 8–9 per cent.

Properties.—Diuretic, tonic, nervine; used in threatened abortion. *Dose*, 2 to 4 grams (3ss – j), in infusion or fluid extract.

QUERCUS ALBA.—WHITE OAK BARK.

Origin.—*Quercus alba*, Linné. *Natural order*, Cupuliferæ.

Habitat.—North America, in woods.

Description.—Nearly flat pieces, deprived of the corky layer, about 6 millimeters ($\frac{1}{4}$ inch) thick, pale

brown, inner surface with short, sharp, longitudinal ridges; tough; fracture coarsely fibrous, odor faint tan-like, taste strongly astringent; in the shops usually in an irregular fibrous powder, which does not tinge the saliva yellow.

Constituents.—Tannin, 6–11 per cent. (blue with ferric salts), red-brown coloring matter, pectin, resin, etc. Young oak bark is richer in tannin than bark from old wood. Querco-tannic acid is $C_{28}H_{24}O_{12}$ and $C_{28}H_{28}O_{14}$, the latter being readily soluble in water. Oak red is $C_{28}H_{22}O_{11}$.

Properties.—Astringent. *Dose*, 1 to 4 grams (gr. xv–5j); mostly used externally.

QUERCUS TINCTORIA.—BLACK OAK BARK.

Origin.—*Quercus coccinea* var. *tinctoria*, Gray.
Natural order, Cupuliferae.

Habitat.—North America, in woods.

Description.—Flattish pieces, deprived of the corky layer, about 5 millimeters ($\frac{1}{5}$ inch) thick, reddish-brown, inner surface somewhat ridged; compact but rather brittle; fracture coarsely fibrous; odor faint tan-like; taste strongly astringent and somewhat bitter, imparting a brownish-yellow color to the saliva. Usually kept in an irregular fibrous powder.

In the Southern States the barks of *Quercus nigra*, Linné (black jack), and of *Qu. falcata*, Michaux (Spanish oak), are frequently used as black oak bark; they are of a much coarser texture and of a deep reddish-brown color.

Constituents.—Tannin (blue with ferric salt), red-brown coloring matter, pectin, quercitrin, $C_{33}H_{30}O_{17}$. The latter is yellow, crystalline, nearly tasteless; nearly insoluble in cold water; colored dark green by ferric

salts, and with dilute acids yields isodulcit, $C_6H_{14}O_6$, and yellow quercetin, $C_{27}H_{18}O_{12}$.

Properties and Uses.—Like the preceding.

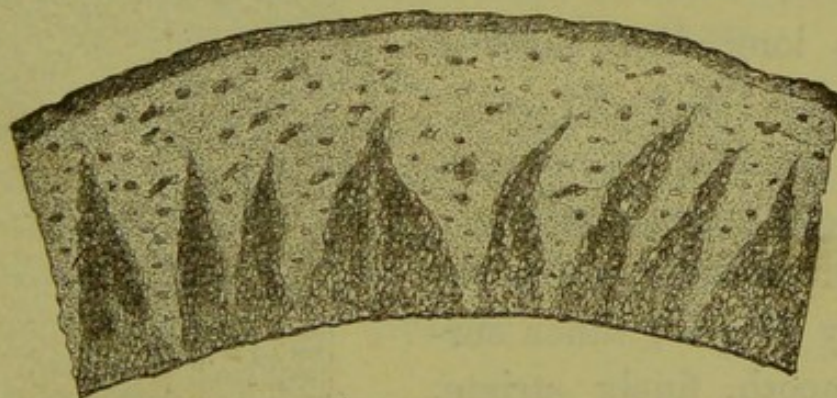
RUBUS.—BLACKBERRY BARK.

Origin.—*Rubus villosus*, Aiton; *Rubus canadensis*, Linné; and *Rubus trivialis*, Michaux. *Natural order*, Rosaceæ, Dryadeæ.

Habitat.—North America, in fields and thickets, the last-named species is confined to the Southern States.

Description.—The bark of the root is collected. Thin, tough, flexible bands, outer surface blackish or blackish-

Fig. 114.



Rubus villosus.—Transverse section of bark, magnified 15 diam

gray, inner surface pale brownish, sometimes with strips of whitish tasteless wood adhering, the bast fibres in transversely elongated groups, forming rather broad wedges; inodorous, strongly astringent, somewhat bitter.

Constituents.—Tannin. No analysis.

Properties.—Astringent, tonic. *Dose*, 2 to 8 grams (3ss-ij), in decoction, syrup, or fluid extract.

GRANATI RADICIS CORTEX.—BARK OF
POMEGRANATE ROOT.

Origin.—*Punica Granatum*, *Linné*. *Natural order*,
Granataceæ (Myrtaceæ, Granateæ).

Habitat.—India and Southwestern Asia; cultivated
and naturalized in subtropical countries.

Description.—The bark of the root is collected. In
thin quills or fragments, 5 to 10 centimeters (2 to 4

Fig. 115.




Granati cortex. — Transverse
section, magnified 10 diam.

inches) long, little over 1
millimeter ($\frac{1}{25}$ inch) thick;
outer surface brown or
brown-gray, somewhat warty
or longitudinally and reticu-
culately ridged; inner sur-
face smooth, finely striate,
grayish-yellow; fracture
short, granular, brownish-
yellow, indistinctly radiate
in the liber, which contains
scattered stone cells and
numerous transversely and
axially packed cells with
crystals of calcium oxalate;
inodorous, scarcely bitter
astringent.

The bark of the stem is

Fig. 116.



Magnified 40 diam.

similar, externally more gray, with broader suberous warts, the fracture greenish-yellow, and the bast layer more distinctly radiate; it is said to be fully equal to the root bark.

Constituents.—Punico-tannic acid, $C_{20}H_{16}O_{13}$, mannit, sugar, gum, pectin, pelletierine (colorless oily aromatic alkaloid, soluble in water), and three allied alkaloids; ash about 16 per cent.

Properties.—Anthelmintic, tæniifuge. *Dose*, 8 to 16 grams (ʒij–iv), in decoction.

FRAXINUS.—WHITE ASH.

Origin.—*Fraxinus Americana*, *Linné* (*Fr. alba*, *Marsh*). *Natural order*, Oleaceæ, Fraxineæ.

Habitat.—North America.

Description.—The bark of the root is preferred. Quills or curved pieces about 5 millimeters ($\frac{1}{8}$ inch) thick; cork warty, ash gray, often removed; whitish or yellowish; inner surface smooth; fracture coarsely fibrous, splintery; odor faintly aromatic, taste bitter, slightly acrid.

Constituents.—Volatile oil, alkaloid (not further examined), resin, starch, sugar, etc.

Properties.—Diuretic, emmenagogue. *Dose*, 1 gram (gr. xv).

SIMARUBA.—SIMARUBA.

Origin.—1. *Simarubra officinalis*, *De Candolle*; and, 2. *S. medicinalis*, *Endlicher*. *Natural order*, Simarubaceæ.

Habitat.—1. Guiana to Northern Brazil. 2. West Indies.

Description.—The bark of the root is usually collected. Flattish, curved or quilled pieces, often 0.5 to 1 meter (20–40 inches) long,

Fig. 117.



Simaruba.—Transverse section,
magnified 3 diam.

and 3 millimeters ($\frac{1}{8}$ inch) thick; periderm yellowish or brownish, often partly or wholly removed; then gray-brown; inner surface light brown, striate; bast coarsely fibrous, tough, flexible, difficult to break; bast rays wavy and oblique; inodorous; taste very bitter. No. 2 is light

yellowish-brown, the inner surface finely striate.

Constituents.—Probably quassin, some resin, trace of volatile oil, etc.

Properties.—Tonic, febrifuge. *Dose*, 0.5 to 2 grams (gr. viij–xxx), in infusion or decoction.

QUASSIÆ CORTEX.—QUASSIA BARK.

Origin.—*Picræna* (Quassia, *Swartz*) *excelsa*, *Lindley*.
Natural order, Simarubaceæ.

Habitat.—Jamaica.

Description.—Flat or curved pieces, about 5 millimeters ($\frac{1}{5}$ inch) or more thick; outer surface black-gray, longitudinally furrowed and verrucose; inner surface whitish, smooth; bast rays somewhat wavy; fracture in inner layer tough; inodorous, taste very bitter.

The bark of *Quassia amara*, *Linné*, or Surinam quassia, is about 1 millimeter ($\frac{1}{25}$ inch) thick; externally gray, smoothish; inner surface whitish, smooth; very brittle; fracture smooth.

Constituents.—Quassin, trace of volatile oil, etc.

Properties.—Tonic, febrifuge. *Dose*, 0.5 to 2 grams (gr. viij–xxx), in infusion.

CONDURANGO.—CONDURANGO.

Origin.—Gonolobus Condurango, *Triana*. *Natural order*, Asclepiadaceæ.

Habitat.—Ecuador.

Description.—Quills or curved pieces; bark about 4 millimeters ($\frac{1}{8}$ inch) thick, externally brownish or brown-gray, wrinkled and warty; inner surface pale brownish; fracture granular, slightly fibrous, brown with wavy bast wedges and brownish-yellow groups of stone cells; nearly inodorous; taste bitter, somewhat acrid.

Constituents.—Bitter principle, tannin, resin, starch, gum, etc., ash about 12 per cent.

Properties.—Used in cancer and rheumatism. *Dose*, 2 grams (gr. xxx).

FRANGULA.—FRANGULA.

Origin.—Rhamnus Frangula, *Linné*. *Natural order*, Rhamnaceæ.

Habitat.—Europe and Northern Asia.

Description.—Quilled, about 1 millimeter ($\frac{1}{25}$ inch) thick; outer surface gray-brown or blackish-brown, with

Fig. 118.




Frangula.—Transverse section, magnified 15 diam.

numerous small whitish transversely elongated suberous warts; inner surface smooth, pale brownish-yellow; fracture in the outer layer short, of a purplish tint; in the

inner layer fibrous and pale yellow; bast bundles in tangential groups, accompanied by axial rows of cells containing crystals; nearly inodorous; taste sweetish and

Fig. 119.



Frangula.—Magnified 80 diam.

bitter. It should not be used sooner than a year after it has been collected.

Constituents.—Frangulin or rhamnoxanthin, $C_{20}H_{20}O_{10}$ (yellow glucoside, tasteless, sublimable, purple by alkalis), emodin, bitter principle, resin, tannin, ash 5–6 per cent.

Properties.—When fresh, emetic; when old, tonic, purgative, diuretic. *Dose*, 2 to 8 grams (℥ss–ij), in decoction.

RHAMNUS PURSHIANA.—CASCARA SAGRADA,
CHITTEM BARK.

Origin.—Rhamnus Purshiana, *De Candolle*. *Natural order*, Rhamnaceæ.

Habitat.—Rocky Mountains and westward to the Pacific coast.

Description.—Curved or quilled, 1 or 2 millimeters ($\frac{1}{25}$ – $\frac{1}{12}$ inch) thick; periderm gray and whitish, underneath brown or reddish-brown; inner surface yellowish, smooth; fracture short, yellowish; inodorous; taste bitterish.

Constituents.—Tannin, white sublimable principle, and three resins, of which one is colored brown by potassa, another purple by the same reagent, and the third red-brown by sulphuric acid.

Properties.—Tonic, febrifuge, purgative. *Dose*, 1 to 4 grams (gr. xv–5j), in decoction, tincture, or fluid extract.

PISCIDIA.—JAMAICA DOGWOOD.

Origin.—Piscidia Erythrina, *Jacquin*. *Natural order*, Leguminosæ, Papilionaceæ.

Habitat.—West Indies.

Description.—In quills or curved pieces, 5 to 15 centimeters (2–6 inches) long, about 4 or sometimes 6 millimeters ($\frac{1}{6}$ or $\frac{1}{4}$ inch) thick, externally orange-brown or dark gray-brown, with thin longitudinal and transverse ridges, roughish wrinkled, somewhat fissured; inner surface brownish, smooth or fibrous; fracture tough, fibrous, with blue-green or brownish-green patches; bast fibres in tangentially elongated bundles, arranged in radial rows, attached to cells containing crystals of calcium oxalate and imbedded in parenchyme; odor narcotic, opium-like; taste bitter, somewhat acrid.

Constituents.—Resin, fat, and piscidin (crystallizable, insoluble in water, slightly soluble in cold alcohol, soluble in chloroform and benzol).

Properties.—Sudorific, soporific. *Dose*, 1 to 3 grams (gr xv–xlv).

JUGLANS.—BUTTERNUT.

Origin.—*Juglans cinerea*, *Linné*. *Natural order*, Juglandaceæ.

Habitat.—North America.

Description.—The inner bark of the root is collected in autumn. Flat or curved pieces, 3 to 6 millimeters ($\frac{1}{8}$ to $\frac{1}{4}$ inch) thick, outer surface nearly free from soft cork, deep brown; inner surface smooth and striate; transverse fracture short, delicately checkered from whitish parenchyme and transverse groups of brown bast fibres; odor feeble; taste bitter, somewhat acrid.

Constituents. — Nucin (juglandic acid, juglone), $C_{36}H_{12}O_{10}$ (orange-yellow needles, volatile, acrid, purple by alkalies), fixed oil 14 per cent., trace of volatile oil and tannin.

Properties.—Cathartic, tonic. *Dose*, 4 to 8 grams (5j–ij) in infusion or extract.

Juglone, *Archiv.* 1887, p. 540

QUEBRACHO.—QUEBRACHO.

Quebracho blanco.

Origin.—*Aspidosperma Quebracho*, *Schlechtendal*. *Natural order*, Apocynaceæ.

Habitat.—Argentine Republic.

Description.—Nearly flat pieces, 1 to 3 centimeters ($\frac{2}{3}$ –1½ inch) thick; cork deeply fissured, gray and internally reddish-brown; inner surface yellowish or brown; hard, fracture granular in the outer layer, showing wavy strata of cork and parenchyme, and short splintery in the yellowish or brown bast layer; the parenchyme with

numerous whitish groups of stone cells; the bast fibres dark colored, scattered, and accompanied by axial rows of stone cells; nearly inodorous; taste very bitter, slightly aromatic.

Constituents.—Six alkaloids, viz., aspidospermine, quebrachine, quebrachamine, etc., little tannin.

Properties.—Tonic, antispasmodic in asthma, etc.

Dose, 1 to 4 grams (gr. xv-5j).

Quebracho colorado (*Loxopterygium Lorentzii*, *Grisebach*). *Natural order*, Anacardiaceæ. This bark is neatly checkered from dark-colored cork-bands and light-colored medullary rays. The red-brown wood contains 20 per cent. of tannin.

AZEDARACH.—AZEDARACH.

Origin.—*Melia Azedarach*, *Linné*. *Natural order*, Meliaceæ.

Habitat.—China and India, cultivated in the Southern United States.

Description.—The bark of the root is collected. Curved pieces or quills of variable size and thickness, outer surface red-brown, with irregular blackish longitudinal ridges; inner surface whitish or brownish, longitudinally striate; fracture more or less fibrous; upon transverse section tangentially striate, with yellowish bast fibres; inodorous, sweetish, afterwards bitter and nauseous.

If collected from old roots, the bark must be freed from the thick rust-brown, nearly tasteless corky layer.

Constituents.—Bitter yellowish-white resin, soluble in alcohol, ether, and chloroform; no tannin.

Properties.—Anthelmintic, emetic, poisonous. *Dose*, 1 to 4 grams (gr. xv-5j), in decoction.

XANTHOXYLUM.—PRICKLY ASH.

Origin.—*Xanthoxylum fraxineum*, *Willdenow* (Northern prickly ash), and *X. carolinianum*, *Lambert* (Southern prickly ash). *Natural order*, Rutaceæ.

Habitat.—North America.

Description.—Northern prickly ash is in curved or quilled fragments, about 1 millimeter ($\frac{1}{25}$ inch) thick. outer surface brown-gray with whitish patches and minute black dots, faintly furrowed, with some brown, glossy, straight, two-edged spines, linear at the base, and about 6 millimeters long; inner surface whitish, smooth; fracture short, non-fibrous, green in the outer and yellowish in the inner layer; inodorous, bitterish, very pungent. Southern prickly ash resembles this, but is nearly 2 millimeters ($\frac{1}{12}$ inch) thick, and is marked by many conical corky projections, sometimes 2 centimeters ($\frac{4}{5}$ inch) high, and by stout brown spines, rising from a corky base.

Prickly ash should not be confounded with the bark of *Aralia spinosa*, *Linné*, which is nearly smooth externally and beset with slender prickles in transverse rows.

Constituents.—Acrid green oil, resin (crystalline, white, tasteless), soft resin (acrid), bitter principle (probably an alkaloid), little tannin, sugar, ash 12 per cent.

Properties.—Sialagogue, stimulant, alterative, emmenagogue. *Dose*, 0.5 to 1 gram (gr. viij–xv), in powder or tincture; large doses in decoction.

MYRICA.—BAYBERRY BARK.

Origin.—Myrica cerifera, *Linné*. *Natural order*, Myricaceæ.

Habitat.—North America.

Description.—Quills or curved pieces, about 1.5 millimeter ($\frac{1}{16}$ inch) thick; externally whitish or grayish, scaly; underneath the thin suberous layer smooth, red-brown; inner surface red-brown, faintly striate; fracture reddish, granular, slightly fibrous; odor somewhat aromatic; taste astringent, bitter, pungently acrid.

Constituents.—Acrid resin, myricinic acid (saponin (?), acrid, frothing with water), little volatile oil, tannin, etc.

Properties.—Acrid stimulant, sialagogue, errhine.

Dose, 0.3 to 0.6 gram (gr. v-x).

ERYTHROPHLÆUM.—SASSY BARK.

Origin.—Erythrophlæum guineense, *Don*. *Natural order*, Leguminosæ, Mimoseæ.

Habitat.—Western and Central Africa.

Description.—Flat or curved, about 6 millimeters ($\frac{1}{4}$ inch) thick; externally warty, fissured, red-brown, hard; fracture coarsely granular and fibrous; inodorous, astringent, bitter and acrid.

Constituents.—Erythrophleine, tannin, coloring matter.

Properties.—Astringent, diaphoretic, narcotic.

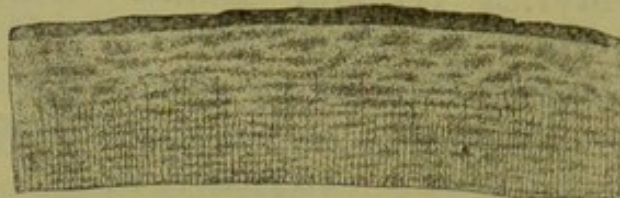
MEZEREUM.—MEZEREON.

Origin.—Daphne Mezereum, *Linné*, and other species of Daphne. *Natural order*, Thymelaceæ.

Habitat.—Europe, in mountainous regions.

Description.—Long, thin bands, folded or rolled into disks; outer surface yellowish or brown-yellow, with

Fig. 120.



Mezereum.—Transverse section, magnified 15 diam.

transverse scars and minute blackish dots, underneath of a light greenish color; inner surface whitish, silky; bast in irregular transverse layers, very tough, inodorous, very acrid.

Constituents.—Soft acrid resin and oil; daphnin, $C_{31}H_{34}O_{19}$ (bitter glucoside, blue by ferric salts).

Properties.—Sialagogue, stimulant, diuretic, alterative; externally vesicant. *Dose*, 0.1 to 0.4 gram (gr. jss–vj), mostly combined with other drugs.

GOSSYPH RADICIS CORTEX.—BARK OF COTTON ROOT.

Origin.—Gossypium herbaceum, *Linné*, and other species of Gossypium. *Natural order*, Malvaceæ.

Habitat.—Subtropical Asia and Africa, cultivated in the United States.

Description.—The bark of the root is collected. Thin, flexible bands or quilled pieces; outer surface brownish-yellow, with slight longitudinal ridges or meshes, small black circular dots or short transverse lines, and, from the abrasion of the thin cork, with dull brownish-orange patches; inner surface whitish, of a silky lustre, finely

striate; bast fibres long, tough, separable in papery layers; inodorous; taste very slightly acrid and faintly astringent.

Constituents.—In the fresh bark a yellow chromogene, becoming red and resinous; yellow resin, fixed oil, little tannin, sugar, starch, etc.

Properties.—Emmenagogue, oxytocic. *Dose*, 2 to 4 grams (ʒss-j), in decoction or fluid extract.

COTO.—COTO BARK.

Origin.—Unknown, probably from *natural order* Lauraceæ or Terebinthaceæ.

Habitat.—Bolivia.

Description.—Flat or curved, deprived of cork, about 6 to 12 millimeters ($\frac{1}{4}$ – $\frac{1}{2}$ inch) thick; outer surface cinnamon-brown, smooth; inner surface darker brown; fracture granular in the outer layer, tenacious and fibrous in the inner layer, with numerous yellow stone cells and bast fibres; odor aromatic; cinnamon-like; taste pungent, slightly bitter.

Another coto (paracoto) bark is usually about 12 to 18 millimeters ($\frac{1}{2}$ – $\frac{3}{4}$ inch) thick; sometimes with whitish fissured cork; odor fainter, nutmeg-like.

Constituents.—Cotoin, $C_{22}H_{18}O_6$ (pale yellow, very acrid), in coto bark. Paracotoin (pale yellow, tasteless); leucotin, etc., in paracoto bark. Both barks contain volatile oil and piperonylic acid, $C_8H_6O_4$; no tannin.

Properties.—Useful in diarrhœa. *Dose*, 0.3 to 0.6 gram (gr. v–x) in powder or tincture. *Dose*, of cotoin 0.05 to 0.10 gram ($\frac{3}{4}$ – $1\frac{1}{2}$ gr.), of paracotoin 0.1 to 0.2 gram (gr. jss–iij).

Hydro-cotoin, Ber. Ber. 1891. p. 299
Constituents of Paracoto bark, Ber. Ber. p. 297

EUONYMUS.—WAHOO.

Origin.—*Euonymus atropurpureus*, *Jacquin*. *Natural order*, Celastraceæ.

Habitat.—Northern and Middle United States, in shady woods.

Description.—Quilled or curved pieces, about 2 millimeters ($\frac{1}{12}$ inch) thick; outer surface ash-gray with blackish ridges or patches, detached in thin and small scales; inner surface whitish or slightly tawny, smooth; fracture smooth, whitish, the inner layers tangentially striate; nearly inodorous; taste sweetish, somewhat bitter, and acrid.

Constituents.—Euonymin (very bitter), resins, euonic acid, asparagin, starch, pectin.

Properties.—Tonic, diuretic, laxative, antiperiodic.

Dose, 2 to 4 grams (ʒss-j), in decoction or fluid extract.

See Pharm. Journ., 1889, p. 205, 273.

QUILLAIA.—QUILLAIA. SOAPBARK.

Origin.—*Quillaia Saponaria*, *Molina*. *Natural order*, Rosaceæ, Spiræ.

Habitat.—Chili and Peru.

Description.—The bark is deprived of the brown periderm. Flat large pieces, about 5 millimeters ($\frac{1}{5}$ inch) thick, pale brownish-white, and smooth on both sides, or the outer surface with small patches of brown cork; tough; fracture splintery; transverse section checkered, with tangentially arranged pale brownish bast fibres, white bast parenchyme, and distinct white medullary rays; inodorous, very acrid, sternutatory.

Constituents.—Saponin, $C_{32}H_{54}O_{18}$ (see Saponaria), numerous crystals of calcium sulphate, little starch. *sugar*.

Properties.—Stimulant, diuretic, irritant, detergent.

Dose, 1 to 2 grams (gr. xv—xxx), in infusion.

ULMUS.—SLIPPERY ELM.

Origin.—*Ulmus fulva*, Michaux. *Natural order*, Urticaceæ, Ulmeæ.

Habitat.—North America, in woods.

Description.—The bark is deprived of the brown periderm. Flat pieces varying in length and width, about 3 millimeters ($\frac{1}{8}$ inch) thick, tough, pale brownish-white, the inner surface finely ridged; fracture fibrous and mealy; the transverse section delicately checkered; odor slight, fenugreek-like; taste mucilaginous, insipid.

European Elm bark from *Ulmus campestris*, Linné, and *U. effusa*, Willdenow, is cinnamon-colored, nearly inodorous, and of a mucilaginous, bitterish, and astringent taste.

Constituents.—Mucilage; in European Elm bark also a little tannin and bitter principle.

Properties.—Demulcent, emollient. *Dose*, 8 grams (3ij) or more, mostly used externally.

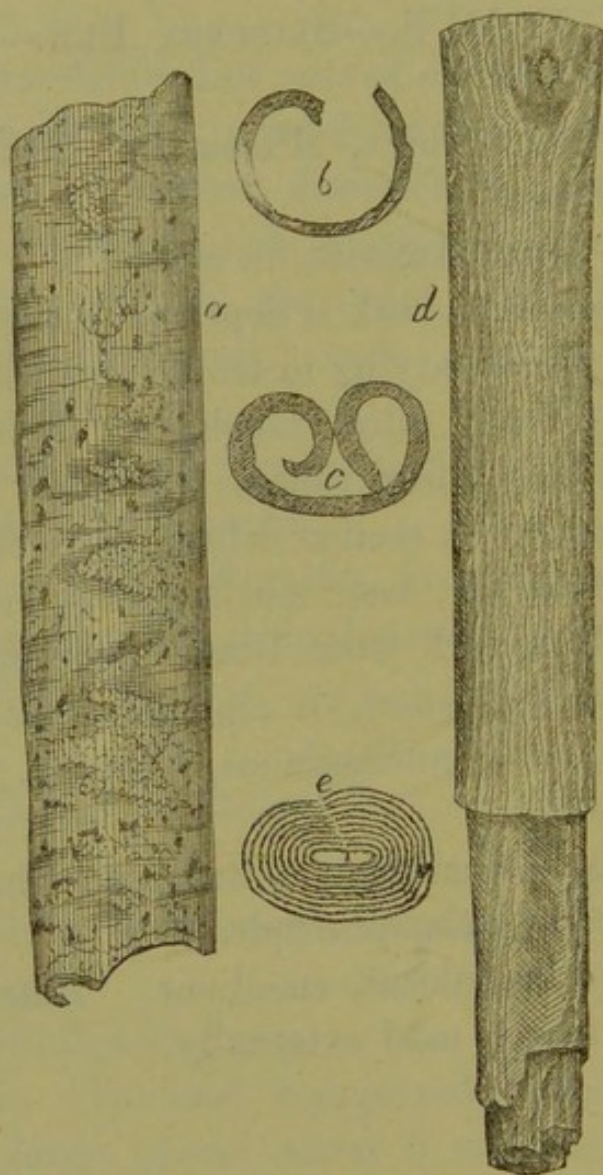
CINNAMOMUM.—CINNAMON. CEYLON CINNAMON.

Origin.—*Cinnamomum zeylanicum*, Breyne. *Natural order*, Lauraceæ.

Habitat.—Ceylon; cultivated.

Description.—The outer bark has been removed by scraping. In long closely rolled quills, composed of 8 or more layers of bark of the thickness of paper; pale yellowish-brown; outer surface smooth, formed by a layer

Fig 121.



Cinnamon.—*a, b, c.* From China. *d, e.* From Ceylon.

of stone cells, and marked with wavy lines of bast bundles; inner surface scarcely striate; fracture splintery; the parenchyme contains starch and reddish-brown color-

ing matter, scattered oil cells and larger cells with mucilage; odor fragrant; taste sweet and warmly aromatic.

CINNAMOMUM CASSIA.—CINNAMON CASSIA.
CHINESE CINNAMON.

Origin.—Cinnamomum Cassia, *Blume*, and other species of Cinnamomum. *Natural order*, Lauraceæ.

Habitat.—China.

Description.—Nearly deprived of the corky layer, 1 millimeter ($\frac{1}{25}$ inch) or more in thickness; yellowish-brown; more or less quilled; fracture nearly smooth; odor and taste analogous to that of cinnamon, but less delicate. The tissue resembles that of Ceylon cinnamon, but has the stone cells in irregular groups, and contains fewer bast-fibres and more mucilage cells.

Cassia lignea is either Chinese cinnamon, or a thicker, less fragrant, and more mucilaginous bark.

Saigon cinnamon from China is quilled, unscraped, sweet and fragrant.

Constituents.—Volatile oil ($\frac{1}{2}$ to 1 or $1\frac{1}{2}$ per cent.), tannin, sugar, mannit, mucilage, ash about 5 per cent. Oil of cinnamon has the spec. grav. 1.035–1.055 or 1.065, is readily soluble in alcohol, and consists of a hydrocarbon and of cinnamic aldehyd, C_9H_8O , which oxidizes to cinnamic acid, $C_9H_8O_2$. The oil of Ceylon cinnamon is most fragrant.

Properties. — Carminative, stimulant, astringent. *Dose*, 0.5 to 2 grams (gr. viij–xxx), in powder, tincture, or infusion.

SASSAFRAS.—SASSAFRAS.

Origin.—Sassafras officinalis, *Nees*. *Natural order*, Lauraceæ.

Habitat.—North America, in woods.

Description.—The bark of the root is collected and deprived of the gray corky layer; irregular fragments, bright rust-brown, soft, brittle, with a short corky fracture showing numerous oil cells; strongly fragrant, sweetish, aromatic, somewhat astringent.

Constituents.—Volatile oil, tannin, sassafrid, starch, gum, resin, wax. Oil of sassafras has the spec. grav. 1.090, dissolves readily in alcohol, and yields with nitric acid a dark red resin—it consists of safrene, $C_{10}H_{16}$, and safrol, $C_{10}H_{10}O_2$.

Properties.—Stimulant, diaphoretic, alterative. *Dose*, 2 to 4 grams (ʒss-j), in infusion; mostly used as flavor.

CANELLA.—CANELLA.

Origin.—Canella alba, *Murray*. *Natural order*, Canellaceæ.

Habitat.—West Indies.

Description.—In quills or broken pieces about 3 millimeters ($\frac{1}{8}$ inch) thick; almost completely deprived of the gray suberous layer; external surface pale orange-red, with transversely elongated cork scars and shallow, whitish depressions; inner surface white, finely striate; fracture short, granular, white, with numerous orange-yellow resin cells, and in the inner layer brownish; odor cinnamon-like; taste bitterish, biting.

Constituents.—Volatile oil 1 per cent. (contains eugenic acid), resin, bitter principle, mannit, mucilage, starch, albumen.

Properties.—Tonic, stimulant. *Dose*, 0.5 to 2 grams (gr. viij—xxx), in powder and as an addition to tinctures.

CINNAMODENDRON.—FALSE WINTER'S BARK.

Origin.—Cinnamodendron corticosum, *Miers*. *Natural order*, Canellaceæ.

Habitat.—Jamaica.

Description.—Curved or quilled, about 3 millimeters ($\frac{1}{8}$ inch) thick; deprived of the dark brown corky layer; outer surface smooth, light brown, with red-brown, roundish or transversely elongated scars; inner surface pale brown, finely striate; fracture short, granular, whitish and brownish, with numerous dark brown resin cells, and in the inner layer brown; odor cinnamon-like; taste bitterish, biting.

Constituents.—Probably like Canella.

Properties and Uses.—Like Canella.

WINTERA.—WINTER'S BARK.

Origin.—Drimys Winteri, *Forster*. *Natural order*, Magnoliaceæ, Winterææ.

Habitat.—Western part of South America.

Description.—Quilled or curved, 2 to 8 millimeters ($\frac{1}{12}$ to $\frac{1}{3}$ inch) thick; outer surface gray and smooth, or rust-brown, and wrinkled; inner surface brown, coarsely striate or ridged; fracture granular, brown, with whitish stone cells and yellow resin cells; odor peculiar, aromatic; taste very pungent, astringent.

Constituents.—Volatile oil, tannin, pungent resin, starch.

Properties.—Tonic, stimulant, antiscorbutic. *Dose*, 0.5 to 2 grams (gr. viij—xxx), in powder or tincture.

True Winter Bark. A. J. P. 1890. p. 354.

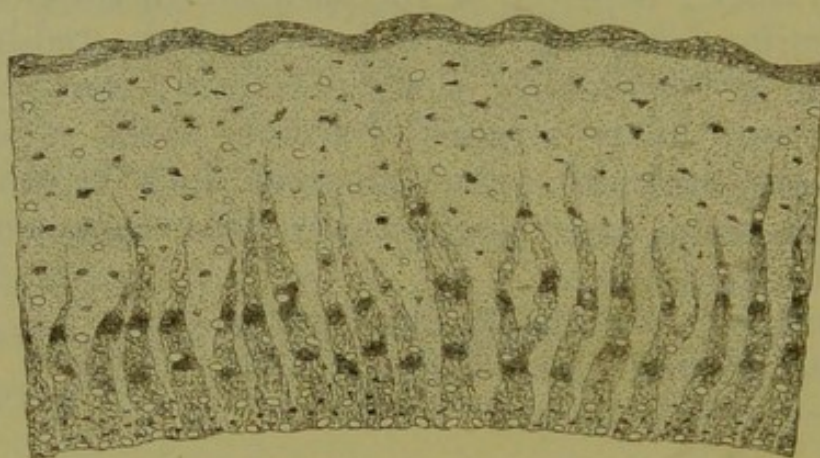
ANGUSTURA.—ANGUSTURA.

Origin.—Galipea Cusparia, *Saint Hilaire*; Gal. officinalis, *Hancock*. *Natural order*, Rutaceæ.

Habitat.—Northern South America.

Description.—Flat, curved, or quilled, 1 to 3 millimeters ($\frac{1}{12}$ to $\frac{1}{8}$ inch) thick; periderm ochrey-gray, friable, often partly or wholly absent, and the outer sur-

Fig. 122.



Angustura.—Transverse section, magnified 10 diam.

face then reddish-brown; inner surface light cinnamon-brown, smooth; fracture smooth, resinous, reddish-brown, with scattered darker oil-cells and glistening white striæ (crystals of calcium oxalate); odor aromatic; taste aromatic, very bitter.

Constituents.—Volatile oil $\frac{1}{3}$ to $\frac{1}{2}$ per cent., angosturine (crystallizable, bitter, green by oxidizing agents), cusparin (?), resins, gum, ash 8 per cent.

Esenbeckia febrifuga, *Martius*, so-called Brazilian angustura. Bark externally brown-gray or with light rust-brown patches, internally dark brown; fracture short fibrous; taste bitter, not aromatic. Contains evodine or esenbeckine (yellowish-green by H_2SO_4).

Properties.—Stimulant, tonic, febrifuge. *Dose*, 0.5 to 2 grams (gr. viij—xxx), in powder, infusion, or tincture.

CASCARILLA.—CASCARILLA.

Origin.—Croton Eluteria, *Bennett*. *Natural order*, Euphorbiaceæ.

Habitat.—Bahama Islands.

Description.—In quills or curved pieces, about 2 millimeters ($\frac{1}{12}$ inch) thick, having a grayish, somewhat fissured, easily detached corky layer, with white patches of a thin lichen and black dots; the remaining tissue dull brown, and the inner surface smooth; fracture short,

Fig. 123.



Cascarilla.—Transverse section, magnified 5 diam.

resinous, radially striate; the parenchyme contains starch, and in scattered cells either oil, brown coloring matter, or crystals; bast fibres few; when burned emits a strong aromatic odor; taste warm and very bitter.

Constituents.—Volatile oil 1.5 per cent., cascarillin (soluble in alcohol, ether, and hot water), resin 15 per cent., little tannin, pectin, gum, starch.

Properties.—Stimulant, tonic, febrifuge, in large doses nauseating. *Dose*, 1 to 2 grams (gr. xv–xxx), in infusion or tincture.

Allied Drugs.—Copalchi bark, from Croton Pseudo-china, *Schlechtendal*, Mexico. Large quills; periderm whitish or gray, not fissured; inner surface cinnamon-brown, smooth; fracture granular, in inner layer finely fibrous; odor and taste similar to Cascarilla.

Malambo bark, from Croton Malambo, *Karsten*,

Proximate analysis of Cascarilla, by Cripps. Ph. Journ June 1886
p. 1103

Venezuela. Large quills, resembling the preceding, the thin cork longitudinally fissured, and easily removed.

Other barks from different species of *Croton* are not unfrequently sold for Copalchi and Malambo bark.

6. LEAVES AND LEAFLETS.—FOLIA ET FOLIOLA.

Leaves grow laterally from the stem, and are attached thereto either by the blade, in which case they are sessile, or they are petiolate, raised upon a foot-stalk. A leaf is called simple if it has only one blade, and compound if it has two or more distinct blades on a common leaf-stalk. The separate blades of compound leaves are termed leaflets, and, if they are articulated with the common leaf-stalk, they are, after collection and drying, usually detached from the latter, and cannot then be distinguished from simple leaves. The veins of a leaf may run parallel from the base to the apex, or from the midrib to the margin; or they may branch and divide in various ways and anastomose, forming a network. Parallel-veined leaves are met with in most monocotyledonous plants, while the dicotyledons have only netted-veined leaves, with the exception of the so-called phyllodia, which are foliaceous petioles. Deciduous leaves, which last only for a single season, are rarely leathery; but sempervirent leaves, lasting for more than one season, are generally of a leathery texture. All the officinal leaves are derived from dicotyledons.

Histology.—The petiole or foot-stalk consists of fibrovascular tissue, which, on entering the blade, branches so as to form the ribs and veins or framework of the leaf,

the spaces between which are filled with parenchyme. Under the epidermis of the upper side of expanded leaves is found a layer consisting of one or more rows of vertically elongated, compacted parenchyme cells (palisade cells). The parenchyme between this layer and the lower surface is loosely arranged, leaving irregular air-spaces between the horizontally elongated cells. The parenchyme contains the chlorophyll. On the lower surface, and in some leaves also on the upper surface, are found the stomata or breathing-pores.

Classification.

I. Margin entire.

1. Aromatic and glandular; all coriaceous except Thymus.

Linear, revolute, woolly beneath, green above.	Rosmarinus.
Linear, revolute, pubescent beneath, grayish-green.	Thymus.
Broad oval, obtuse, rough on both sides.	Boldus.
Oval-oblong, retuse, uneven at base.	Pilocarpus.
Lance-oblong, acute at both ends.	Laurus.
Falcate-lanceolate, pointed, uneven at base.	Eucalyptus.
Oval-lanceolate or elliptic, smooth, delicately wrinkled.	Chekan.
Elliptic, smooth, reticulate above.	Myrcia.
Oval-oblong, smooth, petiole winged.	Aurantium.

2. Not aromatic or glandular; coriaceous.

Linear-lanceolate, somewhat revolute, smooth.	Oleander.
Elliptic-oblong, revolute, rusty-woolly beneath, aromatic when bruised.	Ledum.
Obovate, somewhat revolute, smooth.	Uva ursi.
Ovate-oblong, rather acute, pale green.	Arctostaphylos glauca.
Roundish cordate, bristly.	Epigæa.
Elliptic, acute at both ends, smooth.	Kalmia.

3. Not aromatic or coriaceous.

Obovate, mucronulate, uneven at base, nearly smooth.	Senna (baladi).
Lance-oval, acute, uneven at base, nearly smooth.	Senna alexandrina.
Lanceolate, acute, uneven at base, nearly smooth.	Senna indica.
Ovate-oblong, obtuse, uneven at base, nearly smooth.	Cassia marilandica.
Lance-oblong, pointed, sometimes with a few teeth or three-lobed.	Sesamum.
Obovate-oblong, acute at base, near the mid-rib with two folds.	Erythroxylon.
Ovate-oblong, acute, papery and smooth, upper side mostly brownish.	Belladonna.
Oval-lanceolate, acute below, smooth.	Duboisia.
Ovate-lanceolate, acute, papery, hairy, brown on both sides.	Tabacum.

II. Margin toothed or crenate.

1. Not coriaceous.

Ovate, uneven at base, angular-toothed, papery, smooth.	Stramonium.
Ovate-oblong, gray-green, hairy, the teeth large and triangular.	Hyoscyamus.
Ovate, obtuse, crenate, beneath with white reticulations.	Digitalis.
Lanceolate, finely crenulate, beneath with brown reticulations.	Matico.
Ovate-oblong, finely crenulate, gray-green, soft hairy beneath.	Salvia.
Oval-obovate, obliquely heart-shaped, wavy-toothed.	Hamamelis.
Oval, acute at both ends, irregularly toothed, smooth.	Thea.
Lance-oblong, rather obtuse; teeth distant.	Ilex paraguayensis.
Obovate or lance-obovate, rather obtuse; teeth few.	Turnera.
Oblong-lanceolate, acuminate, sinuate serrate, smooth, feather-veined.	Castanea.
Lanceolate, pointed, closely serrate, smooth.	Persica.

- Lance-oblong, with few teeth, mostly entire
(see preceding). Sesamum.
- Roundish heart-shaped, angular; white to-
mentose beneath. Tussilago.
2. Coriaceous.
- Oval, spiny-wavy toothed. Ilex opaca.
- Oblanceolate, sharply serrate above, green,
and smooth. Chimaphila.
- Lanceolate, serrate, on upper surface a
whitish spot. Chimaphila
maculata.
- Roundish oval, mucronate, with appressed
teeth, smooth. Gaultheria.
- Oblong, serrate, with depressed glands near
base of midrib. Laurocerasus.
- Oval, obovate, or roundish, crenate or ser-
rate, gland in each sinus. Buchu (short).
- Linear-lanceolate, rather thin, glandular like
preceding. Buchu (long).
- Elliptic-lanceolate, dentate, varnished above,
white and reticulate beneath. Eriodictyon.
- III. Margin lobed; subcoriaceous.
- Linear-lanceolate, lobes alternate, roundish. Comptonia.
- Kidney-shaped, three-lobed, lobes entire. Hepatica.
- Suborbicular, the divisions linear-lanceolate,
and furrowed above. Aconitum.
- IV. Leaves ternate.
- Leaflets sessile, obovate-oblong, slightly cre-
nate. Menyanthes.
- Lateral leaflets sessile, obliquely ovate; all
entire or notched. Toxicodendron.
- V. Leaves bi- or tri-pinnate.
- Pinnæ subcoriaceous, spatulate, nearly entire,
pellucid-punctate. Ruta.
- Pinnæ thin, oblong-lanceolate, pointedly
toothed. Conium.

ROSMARINUS.—ROSEMARY.

Fig. 124.



Rosmarinus officinalis, Linné. —
Branch and flower.

Origin. — *Rosmarinus officinalis*, Linné. *Natural order*, Labiatae, Monardeae.

Habitat.—Basin of the Mediterranean; cultivated.

Description.—Rigid, linear, about 25 millimeters (1 inch) long, entire, revolute, dark green above, woolly and glandular beneath, pungently aromatic, somewhat camphoraceous, and bitter.

Constituents.—Volatile oil about 1 per cent., resin, tannin, bitter principle. The volatile oil is yellowish, spec. grav. 0.90, readily soluble in alcohol, contains a hydrocarbon, $C_{10}O_{16}$, and stearopten, $C_{10}H_{16}O_2$.

Properties.—Carminative, stimulant, diuretic, emmenagogue, diaphoretic. *Dose*, 0.2 to 1 gram (gr. iij–xv), in infusion.

THYMUS.—GARDEN THYME.

Origin.—*Thymus vulgaris*, Linné. *Natural order*, Labiatae, Satureieae.

Habitat.—Southern Europe; cultivated.

Description.—Linear or narrow oblong, about 5 millimeters ($\frac{1}{5}$ inch) long, revolute, grayish-green, glandular punctate on both sides, grayish pubescent beneath; aromatic; taste spicy.

Constituents.—Volatile oil about $2\frac{1}{2}$ per cent., spec. grav. 0.89, readily soluble in alcohol, consists of cymene, $C_{10}H_{14}$, thymene, $C_{10}H_{16}$, and thymol, $C_{10}H_{14}O$; the latter melts at $50^{\circ} C.$ ($122^{\circ} F.$), and liquefies in contact with camphor.

Properties.—Carminative, tonic, emmenagogue, antispasmodic. *Dose*, 2 to 4 grams (5ss-j), in infusion. Thymol externally as an antiseptic.

BOLDUS.—BOLDO.

Origin. — Boldoa fragrans, Ruiz & Pavon, s. Peumus Boldus, Molina. *Natural order*, Monimiaceæ.

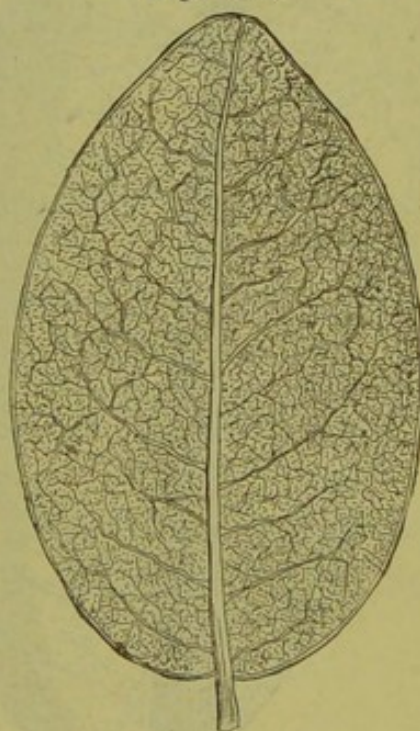
Habitat.—Chili; cultivated.

Description. — Broadly oval or oval-oblong, about 5 centimeters (2 inches) long, obtuse, rough on both sides, glossy above, hairy beneath, often reddish-brown, fragrant; taste pungent aromatic, somewhat bitter.

Constituents.—Volatile oil 2 per cent., boldine 0.1 per cent., glucoside 0.3 per cent., aromatic resin, tannin, etc.

Properties.—Tonic, stimulant. *Dose*, 1 to 4 grams (gr. xv-3j), in infusion or tincture.

Fig. 125.



Boldus.—Natural size.

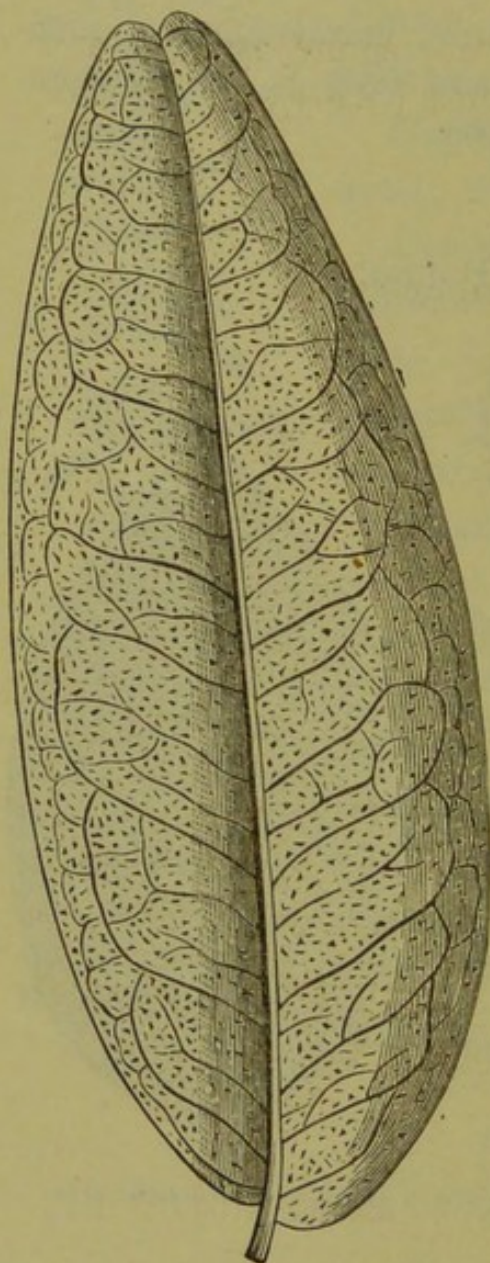
PILOCARPUS.—JABORANDI.

Origin.—Pilocarpus pennatifolius, Lemaire. *Natural order*, Rutaceæ, Xanthoxylæ.

Habitat.—Brazil, near Pernambuco.

Description.—Leaves pinnate, with 5 to 11 leaflets, the terminal one nearly equal at base, the others short-

Fig. 126.



Pilocarpus.—Leaflet, natural size.

stalked, oval or ovate-oblong, about 10 centimeters (4 inches) long, entire, and slightly revolute at the margin, near which the anastomosing veins form one or two distinct wavy lines; obtuse and emarginate; unequal at the base; coriaceous, pellucid-punctate, mostly smooth; when bruised, slightly aromatic, somewhat pungent, and bitter.

Constituents.—Volatile oil, pilocarpine, $C_{11}H_{16}N_2O_2$, $\frac{1}{4}$ – $\frac{1}{2}$ per cent., amorphous, yields crystallizable salts. The volatile oil is chiefly pilocarpene, $C_{10}H_{16}$.

Properties.—Sialagogue, diaphoretic. *Dose*, 1 to 2 grams (gr. xv–xxx), in powder or tincture; pilocarpine 0.03 gram (gr. ss).

Other Jaborandis.—Aubletia trifolia, *Richard*, and Xanthoxylum elegans, *Engler*, of the natural order Rutaceæ. Serronia Jaborandi, *Gaudichaud* (contains crystalline jaborandine, $C_{10}H_{12}N_2O_3$), Piper reticulatum, *Linné*, P. nodulosum, *Link*, R. citri-

Alkaloids of Jaborandi, Pharm. Zeit. 1887, p. 225

folium, *Lamarck*, and *Artanthe Mollicoma*, *Miquel*, of the natural order *Piperaceæ*.

LAURAS.—LAUREL, BAY LEAVES.

Origin.—*Laurus nobilis*, *Linné*. *Natural order*, *Lauraceæ*.

Habitat.—Basin of the Mediterranean.

Description.—Oblong or lance-oblong, 5 to 10 centimeters (2 to 4 inches) long, acute at both ends, veined beneath, pellucid-punctate, brownish; aromatic, somewhat bitter.

Constituents.—Volatile oil, tannin, bitter principle.

Properties.—Stimulant, stomachic, astringent.

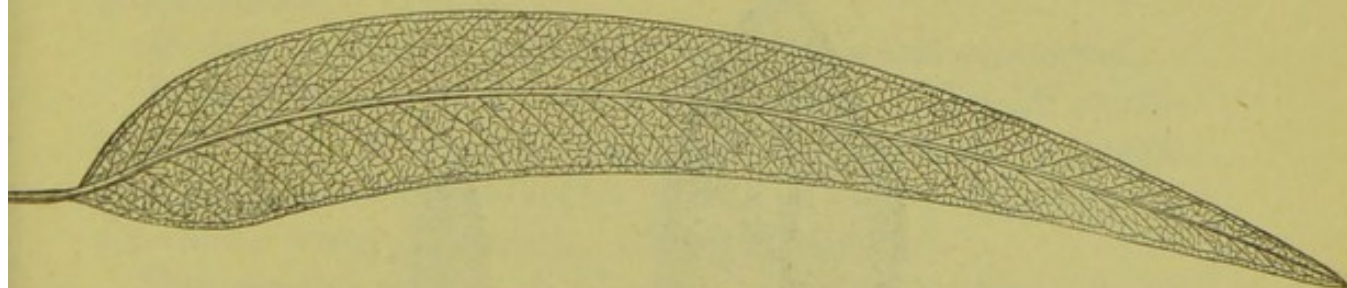
EUCALYPTUS.—EUCALYPTUS.

Origin.—*Eucalyptus globulus*, *Labillardière*. *Natural order*, *Myrtaceæ*.

Habitat.—Australia; cultivated in subtropical countries.

Description.—The leaves are collected from rather old trees. Petiolate, lanceolately scythe-shaped, 15 to 30

Fig. 127.



Eucalyptus globulus, *Labillardière*.

centimeters (6 to 12 inches) long, rounded and oblique below, tapering above, entire, leathery, gray-green,

glandular, feather-veined between the midrib and marginal veins; odor strongly balsamic; taste pungently aromatic, somewhat bitter, and astringent.

The leaves of young trees are broadly oval, obtuse, cordate at base, pale bluish-green, thinner, and less aromatic.

Constituents.—Volatile oil 6 per cent., tannin, cerylic alcohol, crystallizable fatty acid, crystallizable resin. The volatile oil contains cymol, $C_{10}H_{14}$, two terpenes, $C_{10}H_{16}$, and eucalyptol, $C_{10}H_{16}O$.

Properties.—Febrifuge, stimulant, astringent, antiseptic. *Dose*, 0.3 to 1 gram (gr. v–xv), in powder, infusion, tincture, or extract.

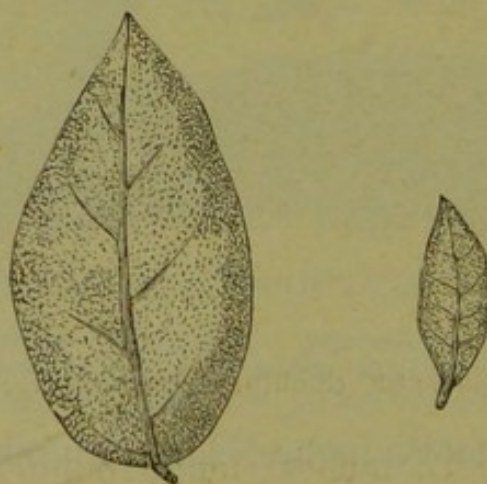
CHEKAN.—CHEKEN.

Origin.—Eugenia Chekan, *Molina*. *Natural order*, Myrtaceæ.

Habitat.—Chili.

Description.—Nearly sessile, oval-lanceolate or elliptic, about 25 millimeters (1 inch) long, somewhat revolute on

Fig. 128.



Cheken leaves.—Natural size.

the margin; light green, smooth, delicately wrinkled, pellucid-punctate, aromatic. Usually accompanied by the much-branched rough brown stems.

Constituents.—Volatile oil 2 per cent., alkaloid, tannin 4 per cent., ash 9 per cent.

Properties.—Stimulant, diuretic, antiseptic. *Dose*, 2 to 4 grams (3ss-j).

Chemists of Chestnut leaves, Archiv. 1888, p. 665

MYRCIA.—BAY LEAVES, WILD CLOVE LEAVES.

Origin.—Myrcia acris, *De Candolle*. *Natural order*, Myrtaceæ.

Habitat.—West Indies.

Description.—Elliptic or broadly oval, 5 to 10 centimeters (2 to 4 inches) long, obtuse, reticulate, smooth, pellucid-punctate, aromatic, and spicy.

Constituents.—Volatile oil; it contains a hydrocarbon and eugenol.

Properties.—Stimulant, tonic; used for preparing the volatile oil and for bay rum.

Composition of vol oil, Archiv. 1889, p. 535

AURANTII FOLIA.—ORANGE LEAVES.

Origin.—Citrus vulgaris, *Risso*. *Natural order*, Aurantiaceæ.

Habitat.—Asia; cultivated in subtropical countries.

Description.—Oval or ovate-oblong, 5 to 10 centimeters (2 to 4 inches) long, pointed, smooth, pellucid-punctate; petiole articulate, with a broad obovate or obcordate wing; aromatic, somewhat bitter.

The similar leaves of Citrus Aurantium, *Risso*, have the petioles narrow-winged or nearly naked.

Constituents.—Volatile oil, bitter principle.

Properties.—Stimulant, tonic.

OLEANDER.—OLEANDER.

Origin.—*Nerium Oleander*, *Linné*. *Natural order*, Apocynaceæ.

Habitat.—Basin of the Mediterranean; cultivated.

Description.—Nearly sessile, linear-lanceolate, 10 centimeters (4 inches) long, finely pointed, somewhat revolute, smooth, glossy above, feather-veined; inodorous, bitter, nauseous.

Constituents.—Oleandrine and pseudocurarine (two amorphous alkaloids), neriantin (glucoside).

Properties.—Sedative, poisonous.

Chemistry of Oleander. Archiv. 1890. p. 352.

LEDUM.—LABRADOR TEA.

Origin.—*Ledum latifolium*, *Aiton*. *Natural order*, Ericaceæ, Ericineæ.

Habitat.—Canada and Northern United States.

Description.—Elliptic oblong, about 3 centimeters (1½ inch) long, revolute, rounded or cordate at base, rusty woolly beneath; odor, when bruised, heavy; taste astringent, bitter, somewhat pungent.

Ledum palustre, *Linné*, Marsh tea, grows in the northern continents; leaves linear or lance-linear, otherwise like *Ledum latifolium*.

✕ *Constituents.*—Tannin, volatile oil, ericolin, ericinol, resin, etc. (in *L. palustre*).

Properties.—Astringent, tonic, alterative, in large doses poisonous. *Dose*, 1 to 2 grams (gr. xv–xxx), in infusion.

UVA URSI.—UVA URSI.

Origin.—*Arctostaphylos Uva ursi*, *Sprengel*. *Natural order*, Ericaceæ, Ericineæ.

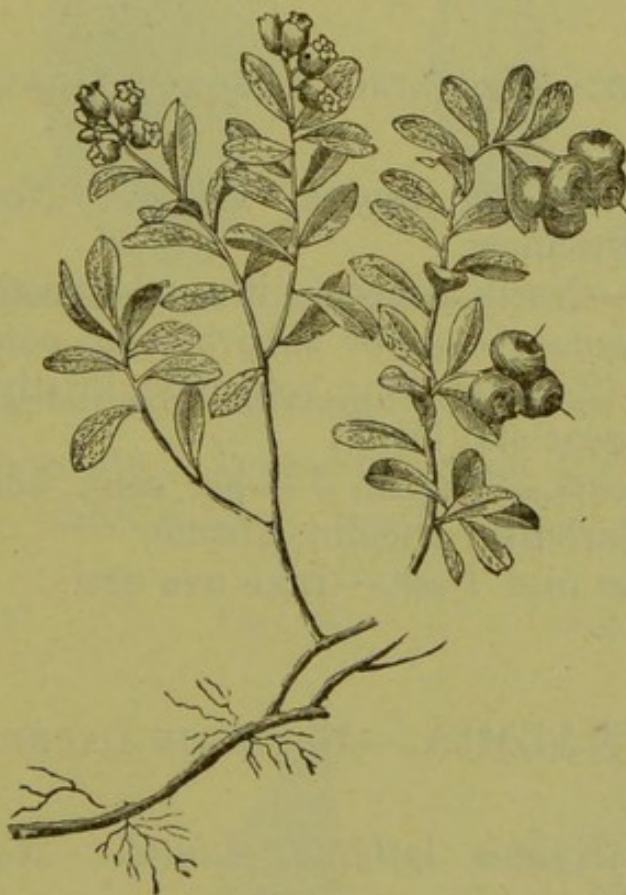
Habitat.—Northern Hemisphere, in dry and sandy places.

Camphor from vol oil of Ledum. Ber. Ber. Ref. 1887. p. 56

Description.—Nearly sessile, obovate or oblong-spatulate, about 2 centimeters ($\frac{4}{5}$ inch) long, obtuse, slightly revolute on the margin, smooth, glossy on the upper surface, paler and reticulate on the lower surface; odor faint hay-like; taste strongly astringent, somewhat bitter.

Constituents.—Tannin, 6–7 per cent., gallic acid, arbutin, ericolin, ursone (tasteless crystals). Arbutin, $C_{24}H_{32}O_{14}$, bitter needles, soluble in alcohol and hot water; in alkaline solution azure-blue with phosphomolybdic

Fig. 129.



Arctostaphylos Uva ursi, Sprengel.

acid; yields glucose and arctuvine, or hydroquinone. Ericolin, $C_{34}H_{56}O_{21}$, yellow, bitter, soluble in water and alcohol, yields glucose and ericicol (volatile oil).

Properties.—Astringent, tonic, diuretic, nephritic. *Dose*, 1 to 4 grams (gr. xv– \mathfrak{z} j), in decoction or fluid extract.

ARCTOSTAPHYLOS GLAUCA.—MANZANITA.

Origin.—*Arctostaphylos glauca*, *Lindley*. *Natural order*, Ericaceæ, Ericineæ.

Habitat.—Mountains of California.

Description.—Petiolate, ovate-oblong, about 5 centimeters (2 inches) long, acute above, obtuse at base, glaucously pale green; inodorous, astringent and somewhat bitter.

Constituents, Properties, and Uses.—Like *uva ursi*.

EPIGÆA.—TRAILING ARBUTUS, GRAVEL PLANT.

Origin.—*Epigæa repens*, *Linné*. *Natural order*, Ericaceæ, Ericineæ.

Habitat.—North America, in sandy woods.

Description.—Ovate or suborbicular, cordate, about 5 centimeters (2 inches) long, reticulate, bristly; inodorous; taste astringent and bitter.

Constituents.—Tannin 3–4 per cent., acid resembling gallic acid, arbutin, ericolin, ursone.

Properties and Uses.—Like *uva ursi*.

KALMIA.—MOUNTAIN LAUREL.

Origin.—*Kalmia latifolia*, *Linné*. *Natural order*, Ericaceæ, Ericineæ.

Habitat.—North America, in damp or rocky woods.

Description.—Elliptic or lance-oval, 5 to 9 centimeters (2 to 3½ inches) long, acute at both ends, smooth and green on both sides; inodorous; taste astringent, bitter.

Constituents.—Tannin, arbutin, resin, etc.

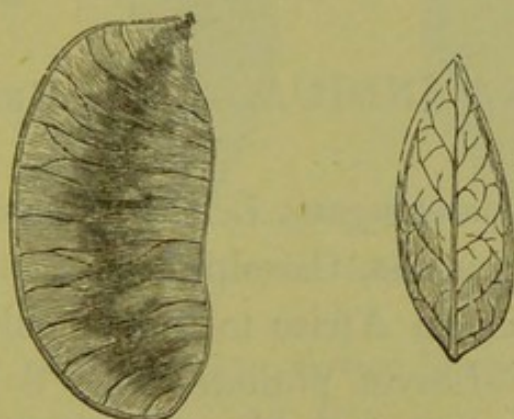
Properties.—Astringent, reputed to be poisonous.

SENNA ALEXANDRINA.—ALEXANDRIA SENNA.

Origin.—*Cassia acutifolia*, *Delile*. *Natural order*, Leguminosæ, Cæsalpinieæ.

Habitat.—Eastern and Central Africa.

Fig. 130.



Cassia acutifolia, *Delile*.—Legume and leaflet.

Description.—Leaves pinnate, with 8 or 10 leaflets, which are lanceolate or lance-oval, about 25 millimeters (1 inch) long, subcoriaceous, brittle, rather pointed, un-

Fig. 131



Argel leaf.

Fig. 132.



Coriaria leaf.

Fig. 133.



Tephrosia leaflet.

equally oblique at the base, entire, grayish-green, nearly smooth; odor peculiar; taste nauseous, bitter.

It should be free from stalks and legumes, but often contains argel leaves (from *Solenostemma Argel*, *Hayne*), which are thicker, one-veined, glaucous, and even at the base. The poisonous three-nerved leaves of *Coriaria myrtifolia*, *Linné*, have occasionally been mixed with senna; also the emarginate leaflets of *Tephrosia apollinea*, *De Candolle*.

SENNA INDICA.—INDIA SENNA.

Origin.—*Cassia elongata*, *Lénaire-Lisancourt*. *Natural order*, Leguminosæ, Cæsalpinieæ.

Habitat.—Eastern Africa to India; cultivated.

Description.—Leaves pinnate, with 8 to 16 leaflets, which are lanceolate, nearly 5 centimeters (2 inches) long, acute, unequally oblique at the base, entire, dull

Fig. 134.



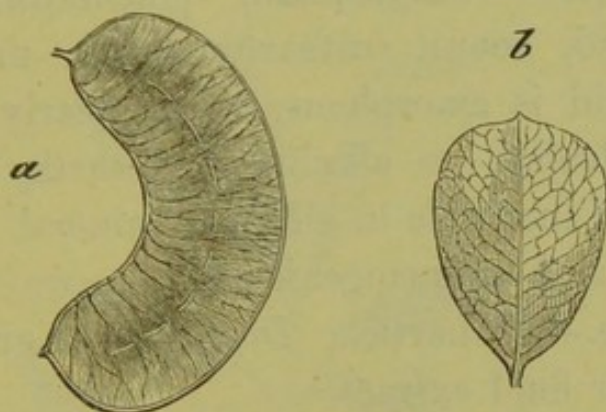
Cassia elongata, *Lém.*—*a.* Legume. *b.* Leaflet.

green, slightly pubescent, of a peculiar odor, and a mucilaginous, bitter taste.

It should be free from stalks, discolored leaves, and other admixtures.

Varieties.—Alexandria senna sometimes consists in part of the leaflets of *Cassia obovata*, *Colladon*, known as Senna baladi or wild senna, which are obovate or

Fig. 135.

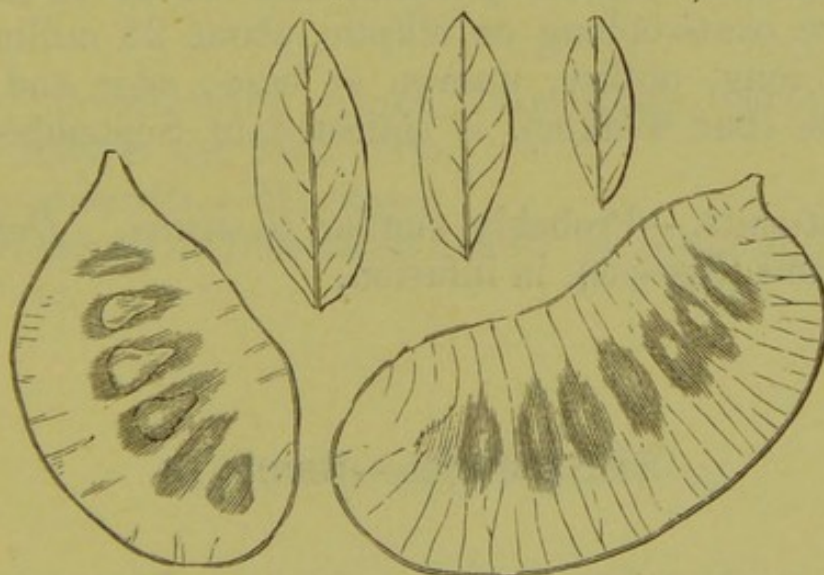


Cassia obovata, *Colladon*.—*a*. Legume. *b*. Leaflet.

obovate-oblong, mucronulate, rather longer than *C. acutifolia*, and are regarded as less efficacious.

Tripoli senna. Like Alexandria senna, leaflets more broken, free from argel leaves.

Fig. 136.



Tripoli senna.—Leaflets and legumes.

Tinnevelly senna, the cleanest variety of India senna, carefully dried and unbroken; from cultivated plants.

Bombay senna, an ordinary or inferior India senna, often mixed with discolored and small leaves.

Mecca senna, like the preceding, leaflets often brown, broken, and mixed with legumes.

Constituents.—Chrysophan, phæoretin, sennacrol, cathartic acid, sennit (cathartomannit), mucilage, etc. Cathartic acid is amorphous, black, nearly insoluble in water and alcohol, its alkaline and earthy salts soluble in water, and insoluble in alcohol; mineral acids split it into glucose and cathartogenic acid.

Properties.—Cathartic. *Dose*, 8 to 32 grams (ʒij–ʒj), in infusion or fluid extract.

CASSIA MARILANDICA.—AMERICAN SENNA.

Origin.—Cassia marilandica, *Linné*. *Natural order*, Leguminosæ, Cæsalpinieæ.

Habitat.—United States, in low grounds.

Description.—Leaves pinnate, with 12 to 18 leaflets, which are ovate-oblong or elliptic, about 25 millimeters (1 inch) long, obtuse, uneven at base; odor and taste senna-like (but weaker), if collected in September and October.

Constituents.—Probably similar to senna. *Dose*, 16 to 50 grams (ʒss–jss), in infusion.

SESAMUM.—BENNE.

Origin.—Sesamum indicum, *Linné*. *Natural order*, Pedaliaceæ.

Habitat.—India; cultivated.

Description.—Petiolate, ovate-oblong or oblong-lanceolate, pointed, rounded or somewhat heart-shaped at the base, entire, sometimes with a few teeth or two basa

Fig. 137.



Sesamum indicum, Linné.—*a*. Flowering branch. *b*. Section of seed.

lobes, prominently veined, smoothish, mucilaginous. Used only in the fresh state.

Constituents.—Mucilage.

Properties.—Demulcent; used in infusion in dysentery, etc.

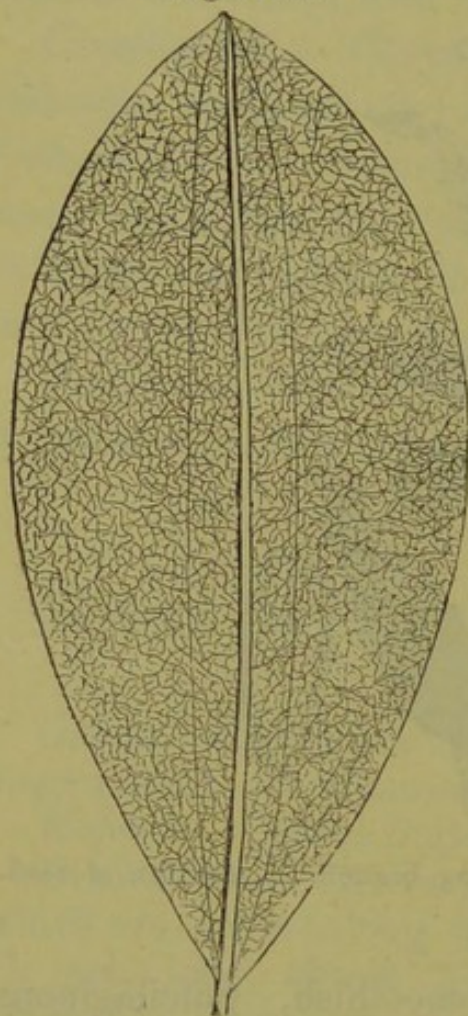
ERYTHROXYLON.—COCA.

Origin.—Erythroxyton Coca, *Lamarck*. *Natural order*, Erythroxylaceæ.

Habitat.—Peru, Bolivia; cultivated.

Description.—Oval or obovate-oblong, 50 to 75 millimeters (2 to 3 inches) long, short-petiolate, entire, rather

Fig. 138.



Coca.—Lower surface, natural size.

obtuse or emarginate at apex, reticulate on both sides, with a prominent midrib, and on each side of it with a curved line (fold of the blade) running from base to apex; odor slight, tea-like; taste somewhat bitter and aromatic.

Constituents. — Cocaine, hygrine (volatile, oily), cocatannic acid. Cocaine, $C_{17}H_{21}NO_4$, colorless, bitter prisms, soluble in alcohol and ether, also in water; with strong HCl yields methylalcohol, benzoic acid, and ecgonine, which is sweetish, bitter, and insoluble in alcohol.

Properties. — Stimulant, diaphoretic. *Dose*, 1 to 4 grams (gr. xv– $\overline{3j}$), in substance, infusion, fluid extract; usually combined with an alkali.

Benzoyl-ecgonine $C_{17}H_{19}NO_3 \cdot C_7H_5O_2$, a by product, convertible into cocaine. Ph. Zeit., 1886, p. 159

BELLADONNÆ FOLIA.—BELLADONNA LEAVES.
DEADLY NIGHTSHADE.

Origin.—*Atropa Belladonna*, Linné. *Natural order*, Solanaceæ.

Habitat.—Europe.

Hygrine, existence questioned, Ph. Journ., 1887, p. 1039 + 1068

Description.—Ovate-oblong or broadly ovate, 10 to 15 centimeters (4 to 6 inches) long, narrowed into a petiole, tapering at the apex, entire, smooth, thin, upper surface brownish-green, lower surface grayish-green, of a slight odor, and of a bitterish, disagreeable taste.

Constituents.—Atropine 0.4 per cent. (the gold double salt at first oily, finally crystalline, without lustre), little

Fig. 139.



Atropa Belladonna, Linné.—Branch, fruit, seed, and section of seed, the last two magnified.

hyoscyamine, belladonine (oxyatropine?) (see *Belladonna* root), mucilage, wax, albumen, asparagin (?), ash 14 per cent.

Properties.—Diuretic, dilating the pupil, narcotic.
Dose, 0.03 to 0.2 gram (gr. ss-ijj).

DUBOISIA.—DUBOISIA.

Origin.—Duboisia myoporoides, *R. Brown*. *Natural order*, Solanaceæ.

Habitat.—Australia.

Description.—Short-petiolate, lanceolate, about 7 centimeters (3 inches) long, narrowed at both ends, entire, smooth; inodorous, bitter.

Constituents.—Duboisine (identical with hyoscyamine), volatile alkaloid, resin, etc.

Properties.—Similar to those of belladonna and hyoscyamus. *Dose*, 0.06 to 0.2 grams (gr. j–ij); of the alkaloid, 0.0005 to 0.001 gram (gr. $\frac{1}{200}$ – $\frac{1}{100}$).

Duboisine acts more strongly than hyoscyamine; appears more closely related to hyoscyamine. Ph. Zeit., 1887, p. 355.

TABACUM—TOBACCO.

Origin.—Nicotiana Tabacum, *Linné*. *Natural order*, Solanaceæ.

Habitat.—Tropical America; cultivated.

Description.—The commercial dried leaves are used. Oval or ovate-lanceolate, sometimes 50 centimeters (20 inches) long, acute, entire, brown, friable, glandular-hairy; odor heavy, peculiar; taste nauseous, bitter, and acrid.

Constituents.—Nicotine, $C_{10}H_{14}N_2$, 2 to 8, sometimes 11 per cent., nicotianin, resin, albumin, gum, extractive, ash 14 to 18, occasionally 27 per cent. Nicotine is colorless, becomes rapidly brown, is pungently acrid, soluble in water, alcohol, and ether.

Properties.—Diuretic, sedative, emetic, narcotic. *Dose*, 0.03 to 0.13 gram (gr. ss–ij); as emetic, 0.3 gram (gr. v), in powder, infusion, or wine; externally as sternutatory, enema, etc.

STRAMONII FOLIA.—STRAMONIUM LEAVES.

Origin.—*Datura Stramonium*, *Linné*. *Natural order*, Solanaceæ.

Habitat.—Asia; naturalized in most countries.

Description.—Petiolate, ovate, about 15 centimeters (6 inches) long, smooth, pointed, unequal at the base, coarsely and sinuately angular-toothed; after drying

Fig. 140.



Datura Stramonium, *Linné*.—Flowering branch.

thin, brittle, and nearly inodorous; taste unpleasant, bitter, and nauseous.

Datura Tatula, *Linné*, is very similar, but has the foliage deeper green, and the stem and flowers purple colored.

Constituents.—Daturine 0.02 per cent., mucilage, albumen, ash 17 per cent. Daturine is a mixture of atropine and hyoscyamine, the latter usually predominating.

Properties.—Diuretic, dilating the pupil, narcotic.
Dose, 0.06 to 0.13 gram (gr. j-ij), in powder or extract.

HYOSCYAMI FOLIA.—HYOSCYAMUS LEAVES.
HENBANE.

Origin.—*Hyoscyamus niger*, *Linné*. *Natural order*, Solanaceæ.

Habitat.—Europe and Asia; naturalized in some parts of North America.

Fig. 141.



Hyoscyamus niger, *Linné*.—Flowering branch.

Description.—Ovate or ovate-oblong, sometimes 25 centimeters (10 inches) long, and 10 centimeters (4 inches) broad, sinuate-toothed, the teeth large, oblong or triangular; grayish-green, hairy; midrib prominent; odor heavy narcotic; taste bitter, somewhat acrid.

Constituents.—Hyoscyamine, $C_{17}H_{23}NO_3$ (the gold double salt is in lustrous yellow scales and does not melt under water); yields tropine and tropic acid, hyoscyne (semi-liquid, isomeric with hyoscyamine, yields tropic acid and pseudo-tropine), hyoscypicrin, $C_{27}H_{52}O_{14}$, mucilage, albumin.

Properties.—Anodyne, hypnotic, dilates the pupil, narcotic. *Dose*, 0.13 to 0.6 gram (gr. ij-x), in powder, tincture, fluid extract, or extract.

DIGITALIS.—DIGITALIS, FOXGLOVE.

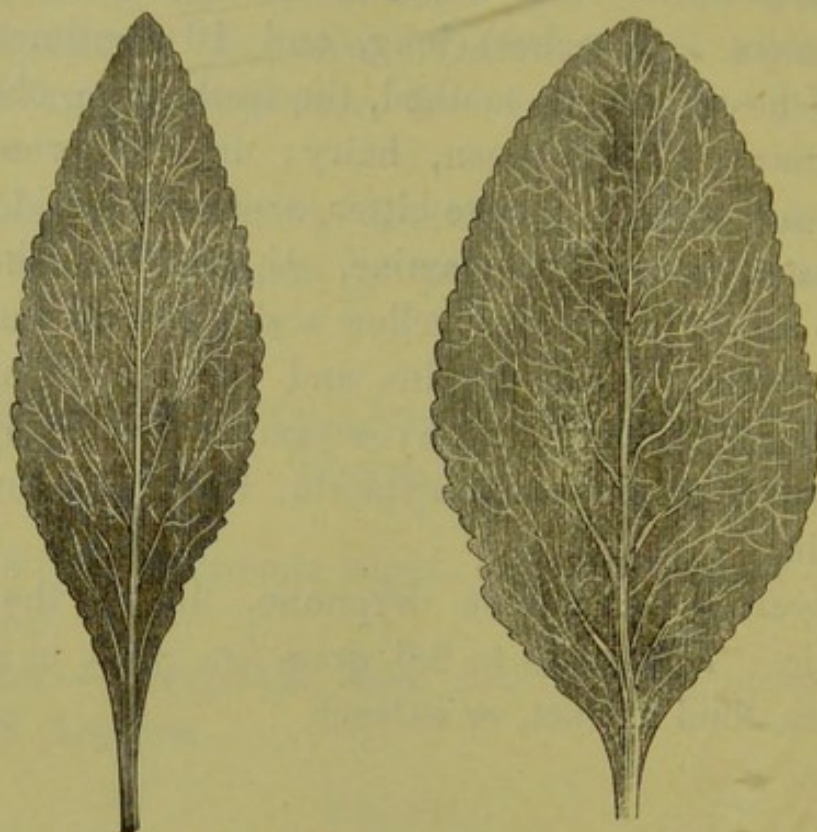
Origin.—*Digitalis purpurea*, Linné. *Natural order*, Scrophulariaceæ.

Habitat.—Europe, in sandy soil on the edges of woods.

Description.—The leaves are collected from plants of the second year's growth. Ovate-oblong, narrowed into a petiole; from 10 to 30 centimeters (4 to 12 inches) long; crenate, downy; dull green and wrinkled above; paler and whitish reticulate beneath; midrib near the base broad; odor faint, tea-like; taste bitter, nauseous.

Constituents.—Digitalin, resin, mucilage, extractive, inosit, pectin. The officinal digitalin is a mixture of several compounds, of which digitoxin is crystallizable, and by acids is converted into toxiresin.

Fig. 142.



Digitalis.—Leaf of the first and of the second year's growth.

Properties.—Diuretic, sedative, narcotic. *Dose*, 0.06 to 0.13 gram (gr. j-ij), in powder, infusion, tincture, or extract.

MATICO.—MATICO.

Origin.—*Artanthe elongata*, *Miquel*. *Natural order*, Piperaceæ.

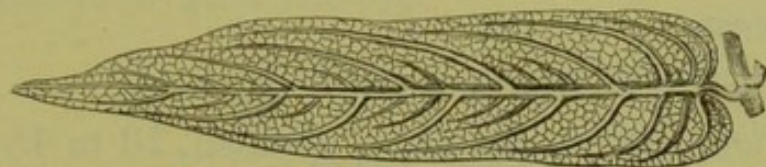
Habitat.—Tropical America.

Description.—Short-petiolate, oblong-lanceolate, 10 to 15 centimeters (4 to 6 inches) long, pointed, unequally heart-shaped, very finely crenulate, tessellated above, reticulate and rough beneath, the meshes small, and the veins densely brownish-hairy; aromatic, spicy, and bitterish.

The leaves of *Artanthe adunca* are not tessellated, rough, and hairy like true matico.

Constituents.—Volatile oil $1\frac{1}{2}$ per cent., pungent resin, artanthic acid (crystalline), tannin, mucilage, etc.

Fig. 143.



Matico.—One-half natural size.

Properties.—Stimulant, tonic, vulnerary, styptic.
Dose, 1 to 4 grams (gr. xv– ʒj), in powder, infusion, or extract; also externally as a styptic.

SALVIA.—SAGE.

Origin.—*Salvia officinalis*, Linné. *Natural order*, Labiatae, Monardeae.

Habitat.—Southern Europe; cultivated.

Description.—Petiolate, ovate-oblong, about 5 centimeters (2 inches) long, obtuse, finely crenulate, thickish, wrinkled, grayish-green, and beneath soft hairy and glandular; aromatic, bitterish, somewhat astringent.

Constituents.—Volatile oil $\frac{1}{2}$ – $\frac{3}{4}$ per cent., resin, tannin, albumin, extractive, etc. The volatile oil is of spec. grav. 0.88, freely soluble in alcohol, and contains a terpene and salviol, $\text{C}_{10}\text{H}_{18}\text{O}$.

Properties.—Stimulant, tonic, astringent, vulnerary. *Dose*, 1 to 4 grams (gr. xv– ʒj), in infusion; externally as a gargle, etc.

Fig. 144.



Salvia.—Natural size, upper and lower surface.

HAMAMELIS.—HAMAMELIS. WITCH HAZEL.

Origin.—*Hamamelis virginica*, *Linné*. *Natural order*, Hamamelaceæ.

Habitat.—North America, in thickets.

Description.—Short-petiolate, thickish, 10 to 15 centimeters (4–6 inches) long, obovate or oval-obovate, obtuse,

Fig. 145.



Hamamelis virginica.—Leaf one-half natural size.

wavy-toothed, narrowed below, and oblique and slightly heart-shaped at base, feather-veined, nearly smooth, inodorous, taste astringent and bitter.

Constituents.—Tannin and bitter principle.

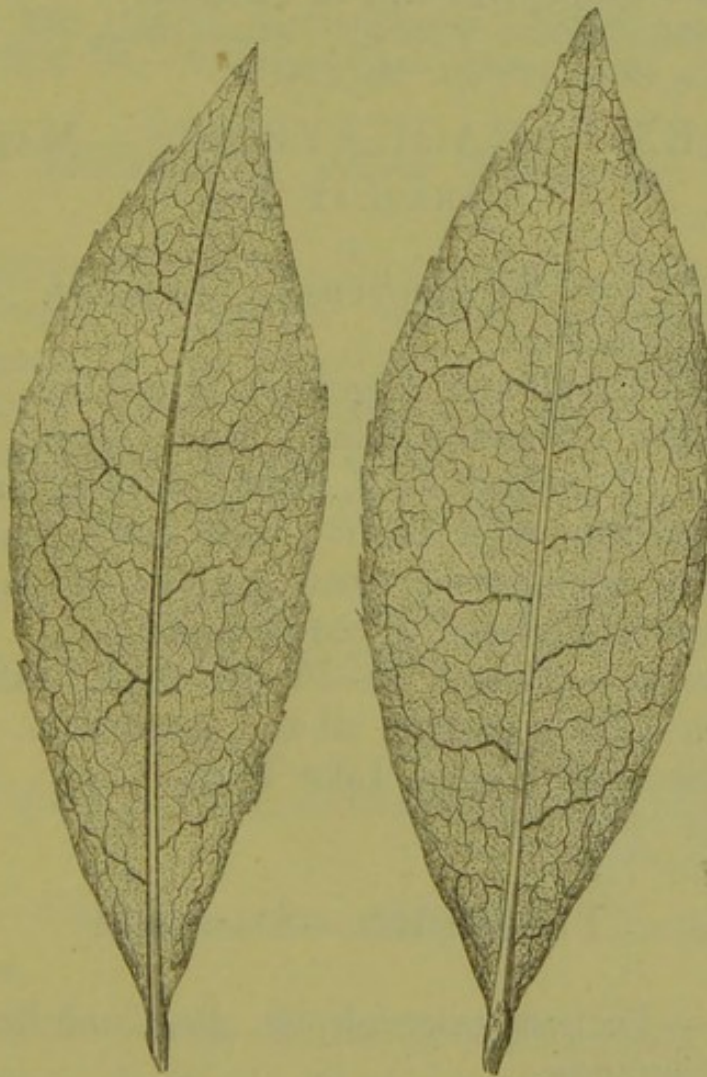
Properties.—Tonic, astringent, somewhat sedative; externally in skin diseases. *Dose*, about 4 grams (5j), in decoction or fluid extract.

THEA.—TEA.

Origin.—*Thea chinensis*, *Sims*, s. *Camellia Thea*, *Link.* *Natural order*, Ternstroëmiaceæ (Camelliaceæ).

Habitat.—Southeastern Asia; cultivated.

Fig. 146.



Tea leaves.—Natural size.

Description.—Short-petiolate, oval or oblanceolate, 25 to 50 or 75 millimeters (1 to 2 or 3 inches) long, acute at both ends, or obtuse above, irregularly serrate, the lateral veins anastomosing near the margin; smooth or the veins somewhat pubescent; odor agreeable, peculiar; taste pleasantly astringent and bitterish. In commerce the leaves are rolled; bluish-green or blackish.

Adulterations with other leaves are recognized by the shape, the character of the venation, and the serratures on the margin.

Constituents.—Volatile oil 0.6–1 per cent., theine (identical with caffeine) $1\frac{1}{2}$ –4 per cent., boheic acid, albumin, wax, resin, ash 4–6 per cent., containing about 14 per cent. of phosphoric acid.

Properties.—Astringent, tonic, stimulant, nervine.

Dose, 2 to 8 grams (3ss–ij), in infusion.

Theophylline, a new constituent of tea. Ber. Ber. Def. 1891. p. 327
Examination of tea. Ber. Ber. 1898. p. 1945

ILEX PARAGUAYENSIS.—MATÉ, PARAGUAY TEA.

Origin.—*Ilex paraguayensis*, Lambert. Natural order, Aquifoliaceæ.

Habitat.—Brazil and Argentine Republic.

Description.—Short-petiolate, lance-oblong, about 5 centimeters (2 inches) long, nearly obtuse, margin few-toothed; smooth; odor slight; taste astringent and bitterish. The commercial maté consists of the slightly torrefied leaves, reduced to coarse powder.

Constituents.—Tannin 10–16 per cent., caffeine 0.2–1.6 per cent., little volatile oil and stearopten.

Properties and Dose.—Like Thea.

Ph. Jour. 1889. p. 301.

TURNERA.—DAMIANA.

Origin.—*Turnera microphylla*, De Candolle. Natural order, Turneraceæ.

Habitat.—Mexico.

Description.—Short-petiolate, obovate or lance-obovate, about 25 millimeters (1 inch) long, rather obtuse, with a wedge-shaped base and few-toothed margin, light green, nearly smooth, somewhat aromatic. The much-branched

Fig. 147.

Fig. 148.

Fig. 149.

Figs. 147, 148.—*Turnera* leaves.—Natural size.Fig. 149.—*Aplopappus* leaf.—Natural size.

stems and pentamerous yellow flowers are sometimes present.

Aplopappus discoideus, *De Candolle*, False damiana. *Natural order*, Compositæ. Leaves lanceolate or oblanceolate, acute, 1- to 3-toothed on each side, roughish and minutely dotted; involucre of flower-heads imbricate, florets yellow, pappus hairy.

Constituents.—Volatile oil, resin, bitter principle, tannin.

Properties.—Stimulant, tonic, laxative. *Dose*, 2 grams (gr. xxx) in fluid extract.

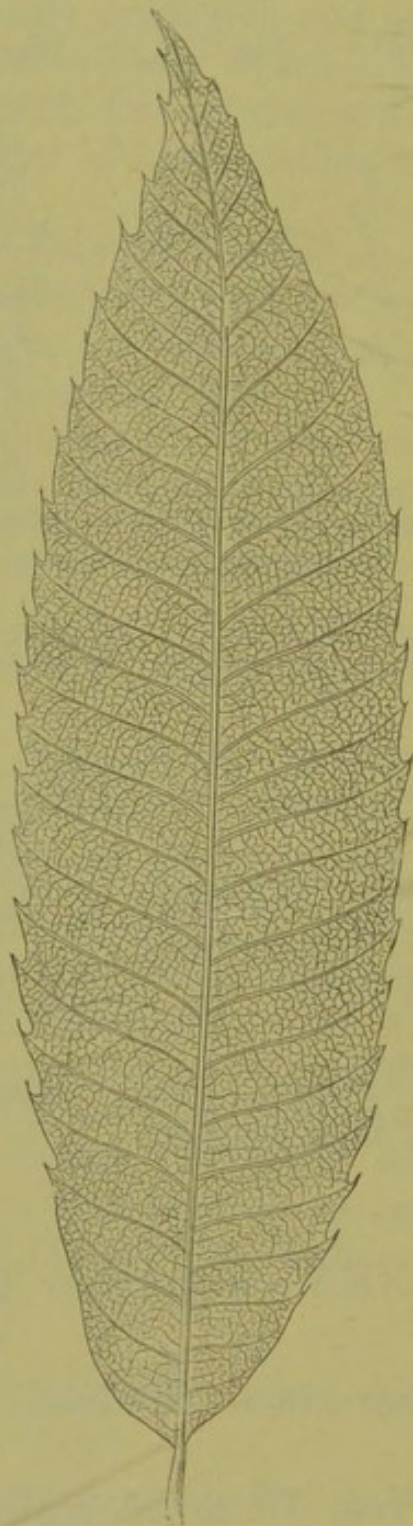
CASTANEA.—CHESTNUT LEAVES.

Origin.—*Castanea vesca*, *Gærtner*. *Natural order*, Cupuliferae.

Description.—From 15 to 25 centimeters (6 to 10 inches) long, about 5 centimeters (2 inches) wide, petiolate, oblong-lanceolate, acuminate, mucronate, feather-

veined, sinuate serrate, smooth, of a slight odor, and a somewhat astringent taste.

Fig. 150.



Castanea.—Leaf one-half natural size.

They should be collected in September or October, while still green.

Constituents.—Tannin, etc.

Properties.—Tonic, mild sedative. *Dose*, 2 to 8 grams (℥ss-ij), in infusion or fluid extract, in whooping-cough.

PERSICA.—PEACH LEAVES.

Origin.—*Persica vulgaris*, *De Candolle*. *Natural order*, Rosaceæ, Amygdaleæ.

Habitat.—Levant; cultivated.

Description.—Short-petiolate, lanceolate, about 10 centimeters (4 inches) long, pointed, closely serrate, smooth; odor slight, in infusion bitter-almond-like; taste taste bitter.

Constituents.—Amygdalin, tannin.

Properties.—Mild sedative, tonic. *Dose*, 2 grams (gr. xxx) in infusion.

TUSSILAGO.—COLTSFOOT.

Origin.—*Tussilago Farfara*, *Linné*. *Natural order*, Compositæ, Eupatorieæ.

Habitat.—Northern Asia and Europe, naturalized in the United States.

Description.—Long-petiolate, roundish heart-shaped, about 10 centimeters (4 inches) in diameter, angular-toothed, smooth and green above, white tomentose beneath; inodorous; taste mucilaginous, bitterish and slightly astringent.

Constituents.—Mucilage, bitter principle, tannin.

Properties.—Demulcent, tonic. *Dose*, 2 to 4 grams (℥ss-j) in decoction.

ILEX OPACA.—HOLLY.

Origin.—*Ilex opaca*, *Aiton*. *Natural order*, Aquifoliaceæ.

Habitat.—United States.

Description.—Petiolate, oval, about 5 centimeters (2 inches) long, spinous wavy-toothed, coriaceous, smooth, inodorous; taste mucilaginous, bitterish, astringent.

Constituents.—Bitter principle, tannin.

Properties.—Demulcent, tonic, emetic. *Dose*, 1 to 2 grams (gr. xv-xxx).

CHIMAPHILA.—PIPSISSEWA, PRINCE'S PINE.

Origin.—*Chimaphila umbellata*, *Nuttall*. *Natural order*, Ericaceæ, Pyroleæ.

Habitat.—Northern continents.

Description.—Oblanceolate, about 5 centimeters (2 inches) long, sharply serrate above, wedge-shaped and nearly entire towards the base; coriaceous, smooth, dark green on upper surface; nearly inodorous, and of an astringent and bitterish taste.

The leaves of the spotted pipsissewa, *Chim. maculata*, *Pursh*, indigenous to North America, are lanceolate or ovate-lanceolate, about 5 centimeters (2 inches) long, serrate, and upon the upper surface variegated with white.

Constituents.—Arbutin, ericolin, urson, tannin 4 per cent., chimaphilin (yellow, tasteless, volatile prisms), sugar, gum, ash 5 per cent.

Properties.—Astringent, tonic, diuretic, nephritic. *Dose*, 1 to 4 grams (gr. xv-3j), in decoction or fluid extract.

GAULTHERIA.—GAULTHERIA, WINTERGREEN.

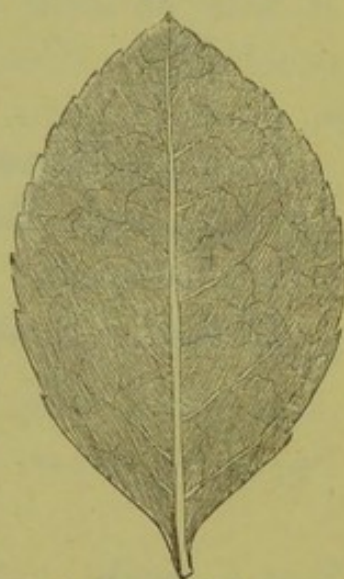
Origin.—*Gaultheria procumbens*, *Linné*. *Natural order*, Ericaceæ Ericineæ.

Description.—Short-petiolate, obovate or roundish-oval, about 4 centimeters ($1\frac{3}{8}$ inch) long, and 2 centimeters ($\frac{4}{5}$ inch) or more broad, mucronate, slightly serrate with appressed teeth, coriaceous, smooth, glossy-green above, paler beneath; fragrant; taste aromatic and astringent.

Constituents.—Volatile oil, arbutin, ericolin, urson, tannin, sugar, gum, etc. The volatile oil is of spec. grav. 1.17, readily soluble in alcohol, colored dark purple by ferric chloride in alcoholic solution, and with nitric acid yields colorless prisms; it consists of gaultherilene, $C_{10}H_{16}$, and mainly of methyl salicylate, $CH_3.C_7H_5O_3$.

Properties.—Stimulant, astringent, diuretic, emmenagogue. *Dose*, 1 to 4 grams (gr. xv– \mathfrak{z} j), in infusion.

Fig. 151.



Gaultheria.—Natural size.

LAUROCERASUS.—CHERRY LAUREL.

Origin.—*Prunus* (*Cerasus*, *Loiseleur*) *Laurocerasus*, *Linné*. *Natural order*, Rosaceæ, Amygdaleæ.

Habitat.—Western Asia; cultivated in Southern Europe.

Description.—Short-petiolate, oblong or oblong-lanceolate, acute, somewhat revolute, distantly sharply serrate,

underneath near the base one to three pairs of depressed glands; odor (when bruised) bitter-almond-like; taste aromatic, bitter.

Constituents.—Compound of amygdalin (?), emulsin, bitter principle, tannin, sugar, gum; after bruising and macerating in water, yield hydrocyanic acid and volatile oil, consisting of benzaldehyd, C_7H_6O .

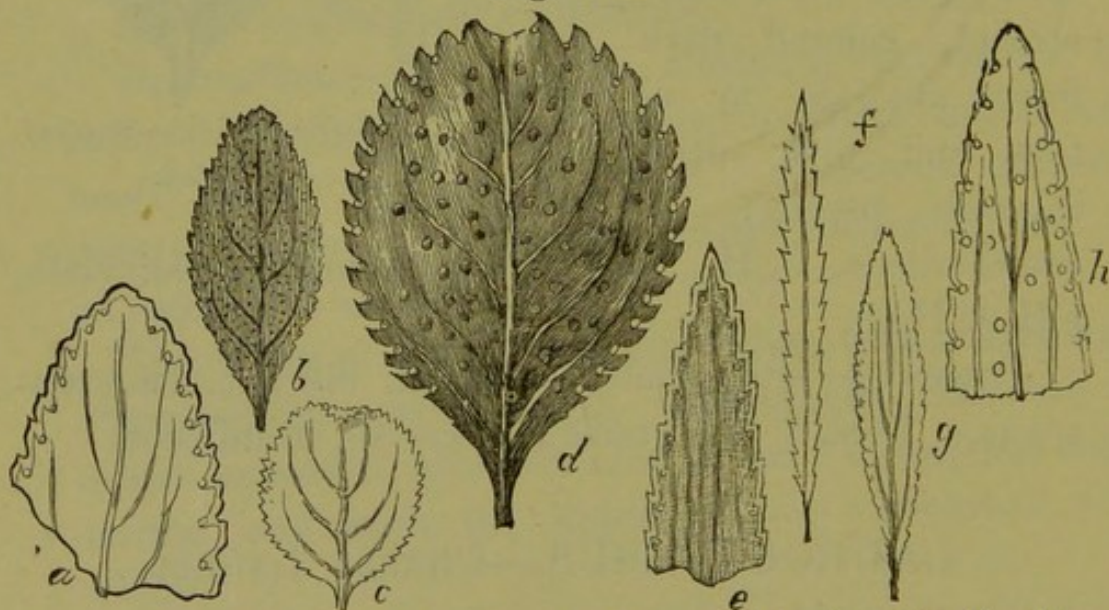
Properties.—Sedative; used for making cherry-laurel water.

BUCHU.—BUCHU.

Origin.—*Barosma betulina*, *Bartling*, *Bar. crenulata*, *Hooker*, and *Bar. serratifolia*, *Willdenow*. *Natural order*, Rutaceæ.

Habitat.—Southern Africa.

Fig. 152.



Buchu.—*a, b. Barosma crenulata*, *Hooker*. *c, d. Bar. betulina*, *Bartling*. *g, h. Bar. serratifolia*, *Willdenow*. *e, f. Empleurum serrulatum*, *Aiton*. *b, c, f, g*, natural size.

Description.—Roundish-obovate, with a rather wedge-shaped base (*B. betulina*), or varying between oval and

obovate (*B. crenulata*), about 2 to 3 centimeters ($\frac{4}{5}$ – $1\frac{1}{5}$ inch) long, obtuse, crenate or serrate, with a gland at the base of each tooth, pale green, thickish, pellucid-punctate; strongly aromatic, somewhat mint-like, pungent, and bitterish.

The leaves of *Bar. serratifolia* are about 3 to 4 centimeters ($1\frac{1}{5}$ – $1\frac{3}{5}$ inch) long, thinner, linear-lanceolate, obtuse—otherwise like the preceding.

Varieties.—Short buchu from *B. betulina* and *B. crenulata*; long buchu from *B. serratifolia*. The latter are sometimes mixed with the very similar leaves of *Empleurum serrulatum*, *Aiton* (*Natural order*, Rutaceæ), which are narrow linear, and, at the apex, acute and glandless.

Constituents.—Volatile oil (1–1.6 per cent. from short, 0.66 from long buchu; the stearopten diosphenol, is colored black-green by ferric salts), resin, mucilage, bitter principle, rutin (?), etc.

Properties.—Stimulant, tonic, diuretic. *Dose*, 1 to 2 grams (gr. xv–xxx), in infusion or fluid extract.

ERIODICTYON.—MOUNTAIN BALM.

Origin.—*Eriodictyon californicum*, *Benth.* *Natural order*, Hydrophyllaceæ.

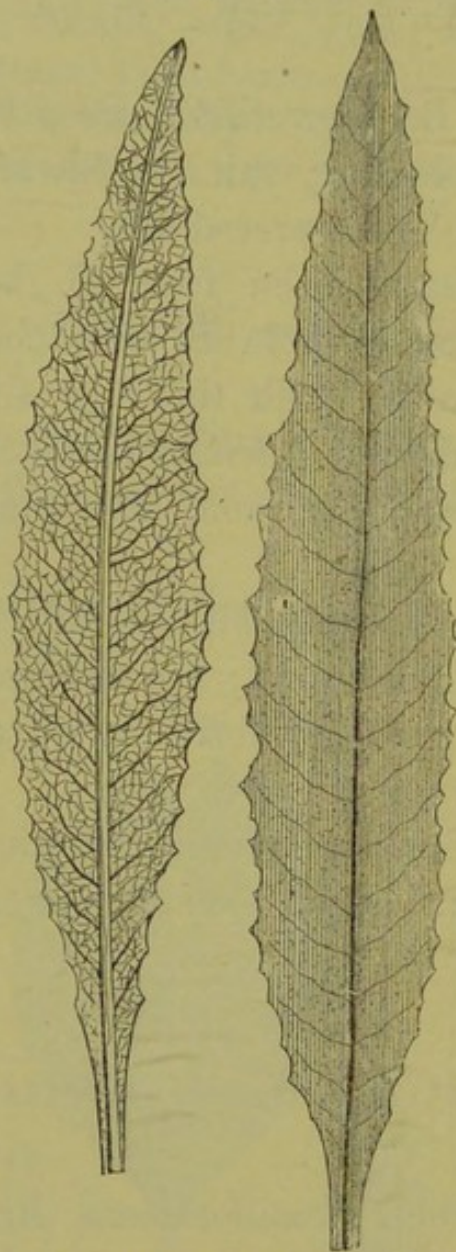
Habitat.—California.

Description.—Elliptic-lanceolate, 5 to 10 centimeters (2 to 4 inches) long, rather acute, more or less sinuately dentate; upper surface smooth, green, and varnished; lower surface reticulate and white-hairy; somewhat aromatic and balsamic, free from bitterness.

Constituents.—Volatile oil, resin.

Properties.—Expectorant. *Dose*, 2 to 4 grams (3ss-j), in decoction or fluid extract.

Fig. 153.



Eriodictyon.—Natural size, lower and upper surface.

COMPTONIA.—SWEET FERN.

Origin.—*Comptonia asplenifolia*, Aiton. *Natural order*, Myricaceæ.

Habitat.—North America, in sterile soil.

Description.—Short-petiolate, linear-lanceolate, about 7 centimeters (3 inches) long, rather thin, pinnatifid with alternate roundish lobes, pubescent, resin-dotted; aromatic and astringent.

Constituents.—Volatile oil, tannin, gallic acid (?), saponin (?), etc.

Properties.—Stimulant, astringent. *Dose*, 1 to 2 grams (gr. xv-xxx).

HEPATICA.—LIVERWORT.

Origin.—*Hepatica triloba*, *Chaix*. *Natural order*, Ranunculaceæ.

Habitat.—North America and Europe, in woods.

Description.—Broad kidney-heart-shaped, about 5 centimeters (2 inches) long, petiolate, three-lobed, the lobes obtuse or acute; slightly leathery, smooth, and dark green above; inodorous, insipid, slightly astringent, and bitterish.

Constituents.—Mucilage, sugar, little tannin.

Properties.—Demulcent, deobstruent, tonic. *Dose*, 2 to 8 grams (ʒss-ij), in decoction.

ACONITI FOLIA.—ACONITE LEAVES.

Origin.—*Aconitum Napellus*, *Linné*. *Natural order*, Ranunculaceæ, Helleboreæ.

Habitat.—Europe, Northern Asia, Western North America, in mountainous regions.

Description.—Leaves petiolate, suborbicular, somewhat cordate, 5 to 10 centimeters (2 to 4 inches) in diameter, smooth, palmately three- or five-parted, the segments narrow wedge-shaped and incised, the divisions linear-lanceolate and toothed; petiole and midrib with a furrow above; odor slight; taste gradually bitter, acrid, tingling.

The leaves of *Aconitum Stoerckeanum*, *Reichenbach*, have the parts broadly wedge-shaped and the divisions lanceolate. The leaves of *Ac. Cammarum*, *Jacquin*, have rhomboid segments.

Constituents.—Aconitine (see *Aconiti radix*), napelline, gum, sugar, albumin, tannin, aconitic acid, ash 16 per cent.

Properties.—Anodyne, sedative, poisonous. *Dose*, 0.06 to 0.20 gram (gr. j-ijj), in powder or extract.

MENYANTHES.—BUCKBEAN, BOGBEAN.

Origin.—*Menyanthes trifoliata*, *Linné*. *Natural order*, Gentianaceæ.

Habitat.—Temperate Northern Hemisphere, in bogs.

Description.—Long-petioled, trifoliate; leaflets sessile, about 5 centimeters (2 inches) long, obovate-oblong, obtuse, narrowed below, entire or somewhat crenate, smooth, pale green; inodorous, bitter.

Constituents.—Menyanthin (amorphous, precipitated by tannin, insoluble in ether, glucoside, yields meny-anthol, having a bitter-almond odor), mucilage, albumin, sugar, etc.

Properties.—Tonic, antiscorbutic, emmenagogue, vermifuge, febrifuge. *Dose*, 1 to 3 grams (gr. xv-xlv), in decoction or extract.

RHUS TOXICODENDRON.—POISON OAK.

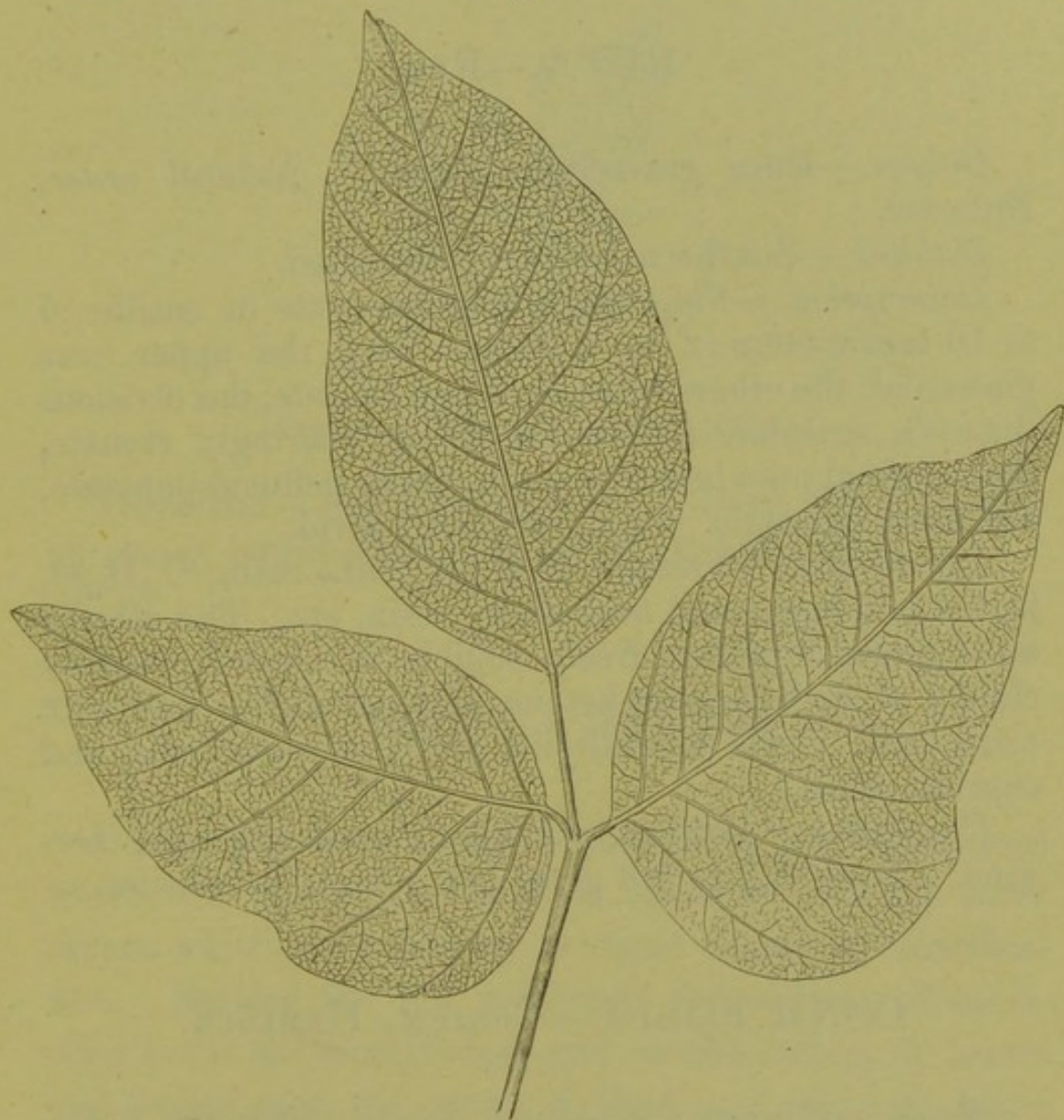
Origin.—*Rhus Toxicodendron*, *Linné*. *Natural order*, Anacardiaceæ.

Habitat.—North America.

Description.—Long-petioled, trifoliate; the lateral leaflets sessile, about 10 centimeters (4 inches) long, ob-

liquely-ovate, pointed; the terminal leaflet stalked, ovate or oval, pointed, often with a wedge-shaped base; all leaflets

Fig. 154.



Rhus Toxicodendron.—Leaf one-half natural size.

either entire or variously notched, coarsely toothed or lobed, downy beneath; after drying papery and brittle; inodorous, somewhat astringent, and acrid.

Constituents.—Toxicodendric acid (volatile, reduces gold from the chloride), tannin, fixed oil, wax, mucilage, etc.

Properties.—Irritant, rubefacient; in paralysis, etc.
Dose, 0.12 to 0.3 gram (gr. ij-v), gradually increased, in powder or tincture.

RUTA.—RUE.

Origin.—*Ruta graveolens*, *Linné*. *Natural order*, Rutaceæ.

Habitat.—Southern Europe; cultivated.

Description.—Petiolate, triangular-ovate in outline, 5 to 10 centimeters (2 to 4 inches) long, the upper ones pinnatifid, the others twice or thrice pinnate, the divisions thickish, spatulate or obovate-oblong, sparingly crenate, the terminal ones larger, smooth, finely pellucid-punctate, aromatic, balsamic, bitter, somewhat acrid.

Constituents.—Volatile oil $\frac{1}{4}$ per cent., rutin, $C_{12}H_{18}O_9$ (splits into sugar and quercetin), resin, etc. The volatile oil is greenish-yellow, freely soluble in alcohol, consists chiefly of methyl-nonyl-ketone, $CH_3.CO.C_9H_{19}$, and with nitric acid yields œnanthylic, caprylic, pelargonic, and caprinic acids.

Properties.—Irritant, stimulant, emmenagogue, nervine. *Dose*, 0.3 to 1.3 gram (gr. v-xx), in infusion.

CONII FOLIA.—CONIUM, HEMLOCK.

Origin.—*Conium maculatum*, *Linné*. *Natural order*, Umbelliferae, Campylospermæ.

Habitat.—Asia and Europe; naturalized in North America, in waste and moist places.

Description.—Petioles hollow and sheathing, upper leaves sessile, broadly triangular-ovate in outline, 10 to 20 centimeters (4 to 8 inches) long, pinnately twice or thrice decomposed, pinnæ oblong-lanceolate, pointedly toothed or incised; thin, gray-green, smooth; odor and taste disagreeable, narcotic.

Constituents.—Coniine (a minute quantity), volatile oil (not poisonous), albumen, mucilage, ash 12 per cent.

Fig. 155.



Conium.—Terminal portion of pinna.

Properties.—Sedative, narcotic. *Dose*, 0.3 gram (gr. v); much larger doses have produced little effect.

7. HERBS.—HERBÆ.

Under this heading all those drugs are comprised which are usually met with in commerce having those organs which are necessary for their botanical identification. Besides the few medicinal cryptogams, all medicinal herbs are dicotyledons and consist mostly of leaves and tender tops, the stems, if hard and tasteless, being rejected. Cryptogams which are employed in a partially developed state, or in a condition unsuited for botanical identification, will be found in Class 12.

Classification.

Sect. I. Thallogens. Plants destitute of fibro-vascular tissue and flowers

Thallus filiform, flattened above, repeatedly forked, margin crisped.

Chondrus.

Thallus flattened, with air-vesicles in pairs.	<i>Fucus</i> <i>vesiculosus.</i>
Thallus compressed, the air-vesicles single.	<i>Fucus nodosus.</i>
Thallus flattened, lobed, and toothed; brownish above, whitish beneath.	<i>Cetraria.</i>
<i>Sect. II. Ferns.</i>	
Stipe polished; frond pinnate; leaflets triangular-oblong.	<i>Adiantum.</i>
<i>Sect. III. Dicotyledons.</i>	
1. Petals distinct.	
a. Petals five or four (3 in <i>Polygala</i>): stamens more than five; leaves alternate.	
Leaves with linear acute lobes; akenes numerous, tipped with a long hairy style.	<i>Pulsatilla.</i>
Base of stem tuberous; leaves three divided; akenes numerous, short-beaked.	<i>Ranunculus.</i>
Rhizome golden-yellow; leaves trifoliate; follicles 7, few seeded.	<i>Coptis.</i>
Leaves lyrate-pinnatifid; capsule linear.	<i>Chelidonium.</i>
Stem somewhat woody; leaves simple; capsule several- or many-seeded.	<i>Helianthemum.</i>
Leaves linear-oblong, pellucid-punctate; flowers yellow with black dots.	<i>Hypericum.</i>
Flowers irregular, purple; stamens 8, united.	<i>Polygala.</i>
Stamens diadelphous; leaves trifoliate, leaflets toothed, fragrant.	<i>Melilotus.</i>
Stamens monadelphous; leaves small trifoliate; leaflets entire; twigs pentangular.	<i>Scoparius.</i>
Stem woody; leaves lance-ovate; flowers purple.	<i>Spiræa.</i>
Leaves interruptedly pinnate; flowers small, yellow; calyx uncinat.	<i>Agrimonia.</i>
Leaves digitate, five-foliate; flowers axillary, yellow.	<i>Potentilla.</i>
Leaves lance-oblong; flowers showy, yellow; capsule long.	<i>Oenothera.</i>
Leaves lanceolate; flowers showy; purplish; capsule linear.	<i>Epilobium</i>

- b.* Petals and stamens five.
 Leaves with foliaceous pinnatifid stipules;
 corolla one-spurred. *Viola tricolor.*
 Leaves rosulate, fleshy, glandular-bristly. *Drosera.*
- c.* Petals and stamens numerous.
 Sepals and white petals imbricate; branches
 fleshy, pentangular, spiny. *Cactus.*
2. Petals united.
- a.* Flowers in a close head on a receptacle
 surrounded by an involucre.
 Pappus slender bristly; leaves lanceolate,
 connate-perfoliate. *Eupatorium.*
 leaves alternate; rays numerous, very
 narrow, purplish or whitish. *Erigeron.*
 rays inconspicuous, not longer than
 pappus. *Erigeron*
canadense.
 florets yellow; heads in recurved
 racemes, small. *Solidago.*
- Pappus three awns; florets yellow; rays
 conspicuous; leaves rigid. *Grindelia.*
- Pappus of 5 awned scales; florets yellow;
 rays conspicuous; stem winged. *Helenium.*
- Pappus none, or a short crown; leaves
 alternate; rays white; receptacle con-
 ical, chaffy. *Cotula.*
 rays white; receptacle flat, chaffy. *Achillea.*
 rays white; receptacle convex, naked. *Parthenium.*
 rays yellow; receptacle convex, naked. *Tanacetum.*
 rays none; receptacle small, hairy. *Absinthium.*
 receptacle small, smooth; leaves green
 above. *Artemisia.*
 plant white, woolly. *Gnaphalium.*
 rays yellow; receptacle flat, naked. *Calendula.*
 rays none; receptacle bristly; invo-
 lucre and leaves soft-spiny. *Centaurea.*
- b.* Flowers not in heads; corolla more or less
 two-lipped.
 Leaves alternate; stamens 5, forming a
 tube. *Lobelia.*
 stamens 4; plant yellowish-brown. *Epiphegus.*

Leaves opposite, not glandular; stamens 4; corolla urn-shaped; lips short.	Scrophularia.
corolla inflated; upper lip arched.	Chelone.
Leaves opposite, glandular; lips nearly equal; stamens 4; inflorescence terminal; spikes slender, acute.	Mentha viridis.
spikes conical, obtuse.	Mentha piperita.
stamens 2; flowers in axillary whorls.	Lycopus.
upper lip erect; stamens 2, exserted; inflorescence cymose.	Cunila.
stamens 4, exserted; inflorescence spicate.	Hyssopus.
inflorescence corymbose, bracts reddish.	Origanum.
inflorescence clustered, spicate, bracts gray-green.	Majorana.
corolla short, slightly 2-lipped, stamens 4; inflorescence spicate; leaves small linear.	Thymus (see Leaves).
leaves small ovate.	Serpyllum.
corolla curved, two-lipped; stamens 4, upper pair shorter; flowers in axillary whorls.	Melissa.
corolla small, two-lipped; filaments 4, only two with anthers.	Hedeoma.
corolla long, with narrow lips; stamens 2; bracts variegated.	Monarda.
upper lip arched; stamens 4, the lower pair shorter; floral leaves bract-like.	Cataria.
flowers in axillary cymulus; corolla exserted.	Glechoma.
upper lip erect; stamens 4, short; flowers in dense axillary whorls.	Marrubium.
stamens 4, the lower pair longer; calyx lips entire, upper one with helmet-like projection.	Scutellaria.
calyx spiny-five-toothed; leaves palmately lobed.	Leonurus.

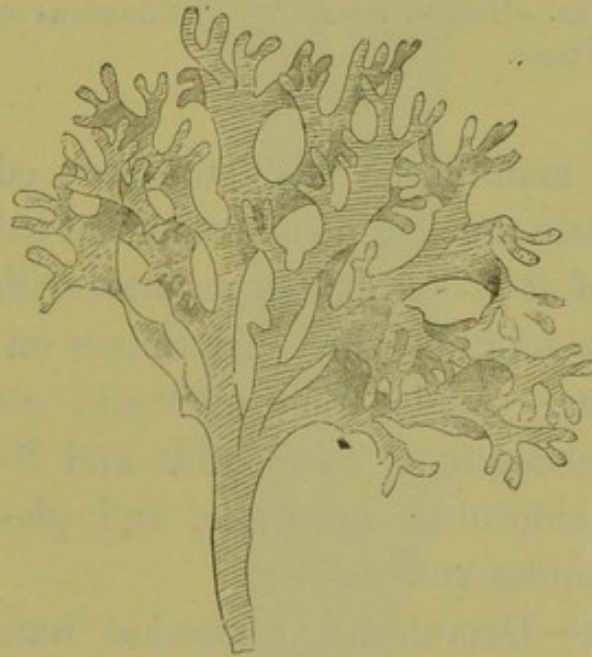
- c. Flowers not in heads; corolla lobes spreading.
 Corolla salver-form; flowers in dense spikes; leaves rosulate. Plantago.
 flowers in pairs; leaves opposite. Mitchella.
 Corolla rotate; leaves in whorls, rough on the margin. Galium.
 leaves opposite, sessile, oblong-ovate, acute (or linear-oblong). Sabbatia.
 obovate-oblong obtuse. Centaurium.
 ovate acuminate; drug brown. Chiretta.
3. Petals absent.
 Leaves digitate; leaflets lanceolate, acute serrate. Cannabis.

CHONDRUS.—IRISH MOSS.

Origin.—Chondrus crispus, *Lyngbye*, and Chondrus mamillosus, *Greville*. *Natural order*, Algæ.

Habitat.—Atlantic Ocean.

Fig. 156.

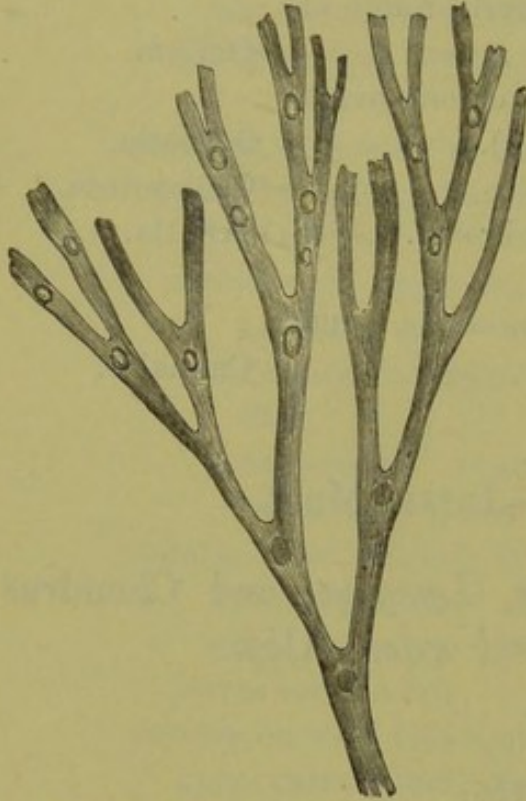


Chondrus crispus.

Description.—Yellowish or whitish, horny, translucent, when softened in water cartilaginous, many-forked,

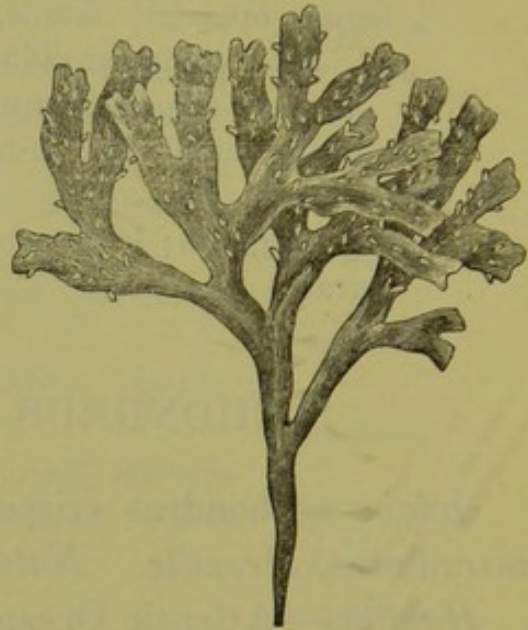
segments flat, wedge-shaped or linear, at the apex emarginate or two-lobed; spore vessels imbedded in the

Fig. 157.



Chondrus crispus.—Narrow form,
with fruit.

Fig. 158.



Chondrus mamillosus.

frond, in *Ch. mamillosus* short-stipitate; odor slight seaweed-like; taste mucilaginous, somewhat saline.

One part of it boiled for ten minutes with 30 parts of water yields a solution which gelatinizes on cooling.

Constituents.—Aside from moisture, consists almost wholly of mucilaginous compounds and 8–15 per cent. ash, chiefly chlorides, sulphates, and phosphates, with traces of bromides and iodides.

Properties.—Demulcent, somewhat nutritive. *Dose*, 4 to 8 grams (℥j–ij), in decoction or jelly.

FUCUS VESICULOSUS.—BLADDER-WRACK.

Origin.—*Fucus vesiculosus*, Linné. *Natural order*,
Algæ.

Habitat—Atlantic Ocean.

Fig. 159.



Fucus vesiculosus, Linné.—Fruiting branch, natural size.

amount of iodine in Fucus, Archiv 1889, p. 1132.

Description.—About 1 meter (40 inches) long, and 15 millimeters ($\frac{3}{8}$ inch) broad, flattened, branched, with a midrib and the air-vesicles in pairs, blackish; odor like sea-weeds; taste mucilaginous, saline.

Fucus nodosus, *Linné*, is narrow, without midrib, air-vesicles single, otherwise like the preceding.

Constituents.—Organic matter 62, ash 16, moisture 22 per cent. Organic principles: mucilage, mannit, fat, etc. Ash: chlorides, bromides, iodides, phosphates, and sulphates.

Properties.—Alterative. *Dose*, about 8 grams (3ij), in decoction; recommended in obesity.

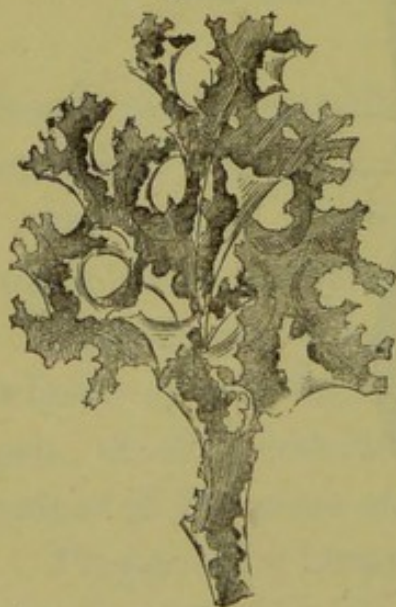
CETRARIA.—ICELAND MOSS.

Origin.—*Cetraria islandica*, *Acharius*. *Natural order*, Lichenes.

Habitat.—Northern hemisphere.

Description.—Five to ten centimeters (2 to 4 inches) long, foliaceous, with fringed and channelled lobes, brownish above, whitish beneath, brittle and inodorous; when softened in water, cartilaginous and of a slight odor; taste mucilaginous and bitter.

Fig. 160.



Cetraria islandica.

Pine leaves, mosses, and other lichens, which are frequently found mixed with it, should be removed.

Constituents. — Lichenin, $C_{12}H_{20}O_{10}$, 70 per cent., cetraric acid, $C_{18}H_{16}O_8$, 2 per cent. (crystalline, bitter), lichen-stearic acid, $C_{14}H_{34}O_3$, 1 per cent., fumaric acid, oxalic acid,

sugar, cellulose 16 per cent., ash 1–2 per cent.

Sugar from Lichenin. Ber. Berichte 1886, p. 2541.

Properties.—Demulcent, tonic, nutritive. *Dose*, 4 to 8 grams (℥j-ij), in decoction or jelly.

ADIANTUM.—MAIDENHAIR.

Origin.—*Adiantum pedatum*, *Linné*. *Natural order*, Filices.

Habitat.—North America, in woods.

Description.—About 30 centimeters (12 inches) high; stipe polished, brown-black, forked at the summit and branched; branches nearly horizontal, each bearing on one side about six linear-lanceolate pinnæ; leaflets triangular-oblong, crenately-toothed on the upper margin; fruit-dots at the apex of the teeth; odor faintly aromatic; taste mucilaginous, sweetish, slightly astringent and bitter.

Constituents.—Mucilage, tannin, bitter principle.

Properties.—Demulcent, expectorant, tonic. *Dose*, 2 to 4 grams (℥ss-j).

PULSATILLA.—PULSATILLA.

Origin.—*Anemone* (*Pulsatilla*, *Miller*) *pratensis*, *Linné*, *An. Pulsatilla*, *Linné*, and *An. patens*, *Linné*, var. *Nuttalliana*, *Gray*. *Natural order*, Ranunculaceæ, Anemoneæ.

Habitat.—Europe, the variety *Nuttalliana* in Western North America.

Description.—Leaves radical, petiolate, silky-villous, twice or thrice deeply three-parted or pinnately cleft, with linear acute lobes, appearing after the large purple (or in the last-named species sometimes whitish) flowers;

akenes numerous, prolonged into the hairy style; inodorous; very acrid.

The herb should be collected shortly after flowering, carefully preserved, and not kept longer than one year.

Constituents.—Acrid, volatile oily substance, easily converted into anemonin, $C_{15}H_{12}O_6$ (crystalline, when melted very acrid), and anemonic acid, $C_{15}H_{14}O_7$ (crystalline, tasteless).

Properties.—Irritant, diuretic, diaphoretic, expectorant, dilating the pupil; poisonous. *Dose*, 0.12 to 0.6 (gr. ij-x), in powder, tincture, or extract.

RANUNCULUS.—CROWFOOT, BUTTERCUPS.

Origin.—*Ranunculus bulbosus*, *Linné*. *Natural order*, Ranunculaceæ, Ranunculeæ.

Habitat.—Europe, naturalized in North America, in grassy places.

Description.—Base of stem tuberous; radical leaves with sheathing petioles, ternate, the lateral divisions sessile, rhomboid wedge-shaped, three-cleft, hairy; stem leaves smaller; flowers yellow, five-petalous, with a reflexed calyx, numerous stamens and ovaries, the latter forming akenes with a short curved beak; inodorous; taste very acrid.

Ranunculus repens, *Linné*, not bulbous; leaflets stalked; akenes straight-beaked.

Ran. acris, *Linné*, not bulbous, leaflets sessile; akenes with a sharpened curved beak.

Constituents.—Yellow, volatile oily liquid, readily converted into anemonin and anemonic acid.

Properties.—Irritant, diuretic, externally used as a counter-irritant.

Anemonin. Ber. Ber. Ref. 1887. p 386.

COPTIS.—GOLDTHREAD.

Origin.—*Coptis trifolia*, *Salisbury*. *Natural order*, Ranunculaceæ, Aconiteæ.

Habitat.—Northern continents.

Description.—Rhizome filiform, golden-yellow, with very thin rootlets; leaves radical, from a scaly base, petiolate, trifoliate, the leaflets about 1 centimeter ($\frac{2}{3}$ inch) long, wedge-obovate, obtusely three-lobed and mucronately crenate; flowers single, yellowish; fruit about seven follicles, containing a few black seeds; inodorous, strongly bitter.

Constituents.—Berberine, coptine (white alkaloid), resin, sugar, etc., ash 4–5 per cent.; no tannin.

Properties.—Tonic. *Dose*, 1 to 4 grams (gr. xv– $\bar{5}$ j), in decoction.

CHELIDONIUM.—CELANDINE.

Origin.—*Chelidonium majus*, *Linné*. *Natural order*, Papaveraceæ.

Habitat.—Europe; naturalized in North America; in waste and cultivated grounds.

Description.—Root several-headed, red-brown; stem about 50 centimeters (20 inches) high, hairy; leaves 10 to 20 centimeters (4 to 8 inches) long, the upper ones sessile, light green above, glaucous beneath, lyrate-pinnatifid, the pinnæ ovate-oblong, obtuse, coarsely crenate or incised, the terminal one often three-lobed; petals 4, yellow; capsule linear, two-valved, one-celled, many-seeded; odor, when fresh, unpleasant; taste acrid. The whole plant contains a saffron-colored milk-juice.

Constituents.—Chelerythrine (identical with sanguina-
rine), chelidonine, $C_{19}H_{17}N_3O_3$ (crystalline, bitter, acrid,

Chelerythrine not identical with sanguinarine, Ph. Zeit. 1846, p. 577
Chelidonium alkaloids, Ph. Zeit. 1888, p. 572
Chelidonium alkaloids, Ph. Rundschau 1889, p. 259, Ph. Zeit. 89, p. 5

the salts colorless), chelidoxanthin (yellow bitter needles), chelidonic acid.

(also in Fraxinum)
Chelidonic acid is Succinic acid
Properties.—Diuretic, cathartic. *Dose*, 1 to 4 grams (gr. xv– $\bar{5}$ j), the extract 0.5 to 1 gram (gr. viij–xv); the milk-juice externally as a caustic.

Chelidonic acid identical with Jervic acid. Berichte, 1886 (XV). Ref 70

HELIANTHEMUM.—FROSTWORT.

Origin.—*Helianthemum canadense*, Michaux, and *Helianthemum corymbosum*, Michaux. *Natural order*, Cistaceæ.

Habitat.—North America, in sandy woods and fields.

Description.—About 30 centimeters (12 inches) high; stem rigid, slender, hairy; leaves alternate, entire, elliptic or linear-lanceolate, about 2 centimeters ($\frac{1}{2}$ inch) long, woolly beneath; flowers of two kinds, the earlier ones single with five large yellow caducous petals; the later ones in hoary clusters, nearly sessile, apetalous; inodorous, bitterish, astringent.

The second species is very similar, but has the stem branched from the base, the leaves narrower, densely tomentose underneath, the flowers all clustered at the summit, the apetalous ones being in glomerate terminal cymes.

Constituents.—Tannin, bitter principle.

Properties.—Tonic, astringent, alterative. *Dose*, 0.5 to 2 grams (gr. viij–xxx), in decoction.

HYPERICUM.—ST. JOHN'S WORT.

Origin.—*Hypericum perforatum*, Linné. *Natural order*, Hypericaceæ.

Habitat.—Asia and Europe; naturalized in North America.

Description.—Erect, about 50 centimeters (20 inches) high, smooth; stem somewhat two-edged; leaves oppo-

site, sessile, linear-oblong, pellucid-punctate; flowers about 2 centimeters ($\frac{4}{5}$ inch) broad, in terminal cymes, yellow, black-dotted; odor slight, balsamic; taste acrid, bitter.

Constituents.—Resin, tannin, red coloring matter (soluble in alcohol, ether, and oils).

Properties.—Stimulant, discutient; mostly used externally.

POLYGALA.—BITTER POLYGALA.

Origin.—*Polygala rubella*, Willdenow. *Natural order*, Polygalaceæ.

Habitat.—North America, in grassy places.

Description.—Ascending, smooth, about 20 centimeters (8 inches) high, somewhat branched; leaves alternate, oblanceolate or lance-linear, mucronate; inflorescence racemose; flowers purple, the keel crested and shorter than the wings; capsule oval-oblong, two-seeded, the seeds with a scale-like crest; bitter.

Constituents.—Bitter principle.

Properties.—Tonic.

MELILOTUS.—SWEET CLOVER.

Origin.—*Melilotus altissimus*, Thuilliers (*M. officinalis*, Willdenow), and *Mel. albus*, Desrousseaux. *Natural order*, Leguminosæ, Papilionaceæ.

Habitat.—Europe, naturalized in North America.

Description.—Erect, about 1.2 meter (4 feet high), smooth, much branched; stipules entire, awl-shaped; leaves alternate, trifoliate; leaflets oval or obovate-oblong, sharply serrate, near the base entire; flowers small, yellow or white, racemose; odor fragrant, stronger on drying; taste aromatic, somewhat pungent and bitter.

Constituents.—Coumarin (see *Dipterix*).

Properties.—Stimulant, discutient; mostly used externally.

SCOPARIUS.—BROOM.

Origin.—*Sarothamnus scoparius*, Koch. *Natural order*, Leguminosæ, Papilionaceæ.

Habitat.—Western Asia, Southern and Western Europe.

Description.—Thin flexible twigs, pentangular, winged, nearly smooth, tough, usually free from leaves, which are small trifoliate, the leaflets obovate-oblong, entire; flowers racemose, showy, yellow, with ten monadelphous stamens; odor, when bruised, peculiar; taste disagreeably bitter.

Constituents.—Volatile oil, scoparin, $C_{21}H_{22}O_{10}$ (tasteless), sparteine, $C_{15}H_{26}N_2$ (colorless bitter oil), tannin, fat, wax, sugar, ash 5–6 per cent.

Properties.—Diuretic, somewhat narcotic, in large doses emetic. *Dose*, 1 to 2 grams (gr. xv–xxx), in decoction.

On Sparteine. Ber. Berichte, 1887, p. 2218.
" " 1891, p. 1095
" " 1897, p. 1095

SPIRÆA.—HARDHACK.

Origin.—*Spiræa tomentosa*, Linné. *Natural order*, Rosaceæ, Spiræeæ.

Habitat.—North America.

Description.—Stem slender, red-brown, woody; leaves alternate, lance-ovate, serrate, rusty tomentose beneath; inflorescence racemose paniculate; flowers small with 5 purplish-red petals, numerous stamens and 4 or 5 ovaries, producing one-seeded woolly follicles; odor slight aromatic; taste astringent, somewhat bitter.

Constituents.—Tannin, bitter principle.

Properties.—Astringent, tonic. *Dose*, 2 to 4 grams (ʒss–j).

AGRIMONIA.—AGRIMONY.

Origin.—Agrimonia Eupatoria, *Linné*. *Natural order*, Rosaceæ, Dryadeæ.

Habitat.—Europe and North America, in grassy places.

Description.—Erect, hairy; stem about 60 centimeters (2 feet) high, roundish angular, nearly simple; leaves alternate, petiolate, pinnate, with clasping serrate stipules, and about 6 pairs of elliptic-oblong coarsely toothed leaflets with several pairs of minute ones; inflorescence slender, racemose; calyx persistent, with hooked bristles; petals 5, small, yellow; stamens about 10; fruit one or two akenes; odor faintly aromatic; taste mildly bitter and astringent.

Constituents.—Tannin, bitter principle.

Properties.—Tonic, astringent. *Dose*, 2 to 4 grams (℥ss-j).

POTENTILLA.—CINQUEFOIL.

Origin.—Potentilla canadensis, *Linné*. *Natural order*, Rosaceæ, Dryadeæ.

Habitat.—North America, in sandy soil.

Description.—Ascending, with slender runners; leaves petiolate, digitate; the five leaflets obovate or oblanceolate, incised above; flowers axillary, stalked; calyx five-cleft; petals 5, yellow; stamens, ovaries, and akenes numerous; inodorous, astringent.

Constituents.—Tannin.

Properties.—Astringent. *Dose*, 2 to 4 grams (℥ss-j).

ŒNOTHERA.—EVENING PRIMROSE.

Origin.—Œnothera biennis, *Linné*. *Natural order*, Onagraceæ.

Habitat.—North America, in fields; naturalized in Europe.

Description.—Erect, hairy, branched; leaves alternate, short-petiolate, ovate-oblong or oblong-lanceolate, acute, slightly toothed; inflorescence spicate, leafy; calyx superior, the four lobes reflexed; petals four, showy, light yellow, obcordate; stamens 8; capsule sessile, roundish, four-sided, about 3 centimeters ($1\frac{1}{2}$ inch) long; seeds numerous; taste mildly astringent.

Constituents.—Mucilage, tannin.

Properties.—Alterative, astringent. *Dose*, 2 to 4 grams (3ss-j).

EPILOBIUM.—WILLOW HERB.

Origin.—Epilobium angustifolium, *Linné*. *Natural order*, Onagraceæ.

Habitat.—Northern Hemisphere, in low grounds and open woodlands.

Description.—Erect, smooth, about 1 meter (40 inches) high; leaves subsessile, alternate, lanceolate, pointed, nearly entire, pale green beneath; inflorescence racemose; calyx superior, four-lobed; petals 4, purplish or pink, showy; stamens 8; capsule linear, about 5 centimeters (2 inches) long, somewhat curved; seeds numerous, with a tuft of hairs; taste mucilaginous, astringent.

Constituents.—Mucilage, tannin, etc.

Properties.—Demulcent, astringent. *Dose*, 2 to 4 grams (3ss-j).

VIOLA TRICOLOR.—PANSY, HEART'S EASE.

Origin.—*Viola tricolor*, *Linné*. *Natural order*, Violaceæ.

Habitat.—Europe, North America, and Northern Asia; cultivated; but the wild-grown plant alone should be collected.

Description.—Stem 15 to 30 centimeters (6 to 12 inches) high, angular, nearly smooth; leaves alternate, petiolate, ovate or oblong, crenate; stipules leaf-like, pinnatifid; petals shorter or longer than the calyx, variegated, forming one obtuse spur; inodorous; taste mucilaginous, somewhat bitter and acrid.

Constituents.—Mucilage, sugar, salicylic acid 0.1 per cent., bitter principle, resin, etc.

Properties.—Alterative, expectorant, in large doses emetic. *Dose*, 1 to 4 grams (gr. xv– $\overline{3j}$), in decoction or extract.

DROSERA.—SUNDEW.

Origin.—*Drosera rotundifolia*, *Linné*. *Natural order*, Droseraceæ.

Habitat.—North America and Europe, in boggy places.

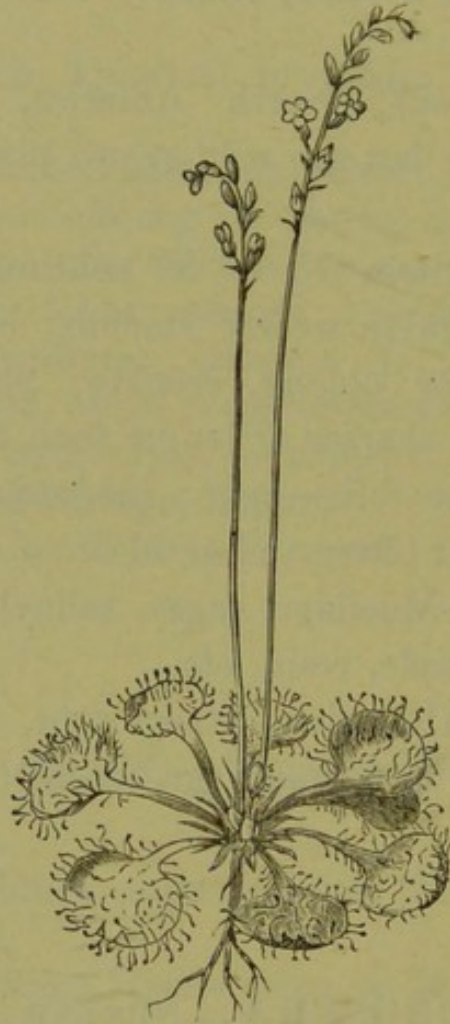
Description.—Leaves radical, rosulate, petiolate, orbicular, about 8 millimeters ($\frac{1}{3}$ inch) broad; fleshy, with purple glandular bristles; scape slender; inflorescence racemose, one-sided; flowers small, whitish; inodorous; taste acidulous, acrid and bitter.

Drosera longifolia, *Linné*, has spatulate leaves.

Constituents.—Citric acid, acrid resin, etc.

Properties.—Pectoral, rubefacient.

Fig. 161.



Drosera rotundifolia.

CACTUS.—NIGHT-BLOOMING CEREUS.

Origin.—Cactus (*Cereus*, *Miller*) *grandiflorus*, *Linné*.
Natural order, Cactaceæ.

Habitat.—Tropical America, cultivated.

Description.—The fresh flowering branches are used. Branches weak, fleshy, five- or six-angled, on the edges with clusters of 5 or 6 spines; flowers sessile, large, fragrant; calyx imbricate, brownish and yellow; corolla white; stamens numerous; fruit berry-like; taste acrid.

Constituents.—No analysis.

Properties.—Vermifuge, emetic, cathartic. *Dose*, 0.3 gram (gr. v), in fluid extract or tincture.

EUPATORIUM.—THOROUGHWORT, BONESET.

Origin.—*Eupatorium perfoliatum*, Linné. *Natural order*, Compositæ, Eupatorieæ.

Habitat.—North America, in low grounds.

Description.—Leaves opposite, united at base, lanceolate, 10 to 15 centimeters (4 to 6 inches) long, tapering, crenately serrate, rugosely veined, rough above, downy and resinous dotted beneath; flower heads corymbed, numerous, with an oblong involucre of lance-linear scales, and with 10 to 15 tubular white florets, having a bristly pappus in a single row; odor aromatic, weak; taste astringent and strongly bitter.

Constituents.—Eupatorin (bitter glucoside), volatile oil, resin, tannin, gum, sugar, ash 7.5 per cent.

Properties.—Stimulant, tonic, diaphoretic, laxative, emetic. *Dose*, 2 to 4 grams (ʒss-j), in infusion or fluid extract.

ERIGERON.—ERIGERON, FLEABANE, SCABIOUS.

Origin.—*Erigeron philadelphicus*, Linné, *Erigeron annuum*, Persoon; and *Erigeron strigosus*, Muhlenberg. *Natural order*, Compositæ, Asteroideæ.

Habitat.—North America, in fields and pastures.

Description.—The three plants are similar in aspect; erect and hairy. Radical leaves petiolate, ovate, or lanceolate, coarsely toothed, serrate, or (*E. strigosus*)

nearly entire ; stem leaves smaller, alternate, petiolate, the upper ones sessile, somewhat toothed or entire ; all hairy ; flower-heads corymbose, with the involucreal scales narrow and nearly equal, the receptacle flattish and naked, the ray florets numerous, narrow, in one or two rows, purplish or white, and the disk florets numerous, tubular, and yellow ; pappus bristly, simple (*E. philadelphicum*) or double (the other two species) ; odor slightly aromatic ; taste bitterish, astringent.

Constituents.—Volatile oil a trace, bitter principle, tannin.

Properties.—Diuretic, diaphoretic tonic. *Dose*, 2 to 4 grams (℥ss-j), in infusion.

ERIGERON CANADENSE.—CANADA ERIGERON.

Origin.—*Erigeron canadense*, *Linné*. *Natural order*, Compositæ, Asteroideæ.

Habitat.—North America, in fields and waste places ; naturalized in other countries.

Description.—Bristly-hairy and erect ; leaves alternate, sessile, lance-linear, nearly entire ; flower-heads in corymbose panicles, numerous, small, with a cylindrical involucre, inconspicuous ray florets, and a straw-colored bristly pappus ; odor aromatic ; taste bitterish, somewhat acrid and astringent.

Constituents.—Volatile oil, bitter principle, tannin. The volatile oil has spec. grav. 0.845, is soluble in alcohol, and becomes thick and brown by age.

Properties.—Stimulant, tonic, diuretic, styptic. *Dose*, 2 to 4 grams (℥ss-j), in infusion.

SOLIDAGO.—GOLDEN ROD.

Origin.—*Solidago odora*, *Aiton*. *Natural order*, Compositæ, Asteroideæ.

Habitat.—North America, border of woods.

Description.—Erect; leaves smooth, sessile, linear-lanceolate, 3 to 5 centimeters (1 or 2 inches) long, entire, acute, pellucid-punctate; flower-heads small, numerous, in one-sided recurved racemes, with a yellowish scaly appressed involucre; several yellow florets and bristly pappus; odor and taste sweet, anise-like.

Constituents.—Volatile oil, probably containing anisol.

Properties.—Stimulant, Carminative, diaphoretic.

Dose, 2 to 8 grams (℥ss–ij) in infusion.

GRINDELIA.—GRINDELIA.

Origin.—Grindelia robusta, *Nuttall*. *Natural Order*, Compositæ, Asteroideæ.

Habitat.—North America, west of the Rocky Mountains.

Description.—The leaves and flowering tops are collected. Leaves varying from broadly spatulate or oblong to lanceolate, sessile, or clasping, about 5 centimeters (2 inches) or less long, obtuse, more or less sharply serrate, pale green, smooth, finely dotted, thick and brittle; heads many-flowered; the involucre hemispherical, about 15 millimeters ($\frac{3}{8}$ inch) broad, composed of numerous imbricated squarrosely tipped, often resinous scales, ray-florets yellow, ligulate, pistillate; disk-florets yellow, tubular, perfect; pappus consisting of about three awns of the length of the disk-florets; odor balsamic; taste pungently aromatic and bitter.

Constituents.—Volatile oil, resin.

Properties.—Sedative in asthma; externally in rhus poisoning. *Dose*, 1 to 4 grams (gr. xv–℥j), in tincture or fluid extract.

HELENIUM.—SNEEZEWORT.

Origin.—Helenium autumnale, *Linné*. *Natural order*, Compositæ, Senecionideæ.

Habitat.—United States, in thickets.

Description.—Erect, nearly smooth; stem about 1.2 meter (4 feet) high, quadrangular, winged; leaves sessile, alternate, lanceolate, pointed, serrate; flower-heads numerous with a two-rowed involucre, a naked hemispherical receptacle, long yellow pistillate ray-florets, yellow perfect disk-florets, and top-shaped akenes having a pappus of 5 awned scales; taste bitter, acrid.

Constituents.—Bitter glucoside, resin, malic acid, little tannin, etc.

Properties.—Diaphoretic, errhine.

COTULA.—MAYWEED, WILD CHAMOMILE.

Origin.—Maruta (*Anthemis*, *Linné*) *Cotula*, *De Candolle*. *Natural order*, Compositæ, Senecionideæ.

Habitat.—Europe, naturalized in North America, in fields and waste places.

Description.—Nearly smooth, pale green; stem ascending, branched, furrowed; leaves sessile, thrice pinnatifid with linear subulate segments; flower-heads terminal with a conical chaffy receptacle; white ligulate neutral rays, yellow perfect disk-florets and obovoid akenes without pappus; odor unpleasant aromatic; taste bitter acrid.

Constituents.—Volatile oil, valerianic acid, acrid fat, tannin, anthemidine (?), anthemic acid (crystalline, bitter, soluble in ether).

Properties.—Stimulant, antispasmodic, sudorific. *Dose*, 2 to 8 grams (3ss–ij), in infusion.

ACHILLEA.—YARROW, MILFOIL.

Origin.—*Achillea Millefolium*, *Linné*. *Natural order*, Compositæ, Senecionideæ.

Habitat.—Northern temperate zone, in fields.

Description.—Erect, hairy; leaves nearly sessile, lanceolate in outline, glandular beneath, 5 to 25 centimeters (2 to 10 inches) long, thrice pinnatifid with linear-spatulate, toothed segments; flower-heads corymbed with an oblong imbricate involucre, flat chaffy receptacle, five short white pistillate rays, greenish-white perfect disk-florets, and oblong flat akenes without pappus; odor somewhat chamomile-like; taste bitter aromatic.

Constituents.—Volatile oil 0.1 per cent. (blue or dark green), achilleine, $O_{20}C_{38}H_{2}N_{15}$ (amorphous, bitter), resin, tannin, aconitic acid; ash about 15 per cent.

Properties.—Stimulant, tonic, emmenagogue. *Dose*, 2 to 4 grams (ʒss-j), in infusion.

PARTHENIUM.—FEVERFEW.

Origin.—*Pyrethrum* (*Matricaria*, *Linné*) *Parthenium*, *Smith*. *Natural order*, Compositæ, Senecionideæ.

Habitat.—Europe, cultivated.

Description.—Erect, pubescent; leaves alternate, petiolate, broadly ovate, bipinnatifid, the segments oblong, obtuse, and somewhat toothed; flower-heads in terminal cymes, with a two-rowed involucre, a naked hemispherical receptacle, white ligulate and obtusely three-toothed rays and yellow tubular disk-florets; odor and taste chamomile-like, bitter.

Constituents.—Volatile oil, bitter principle, tannin.

Properties.—Stimulant, tonic. *Dose*, 1 to 4 grams (gr. xv-ʒj).

TANACETUM.—TANSY.

Origin.—Tanacetum vulgare, *Linné*. *Natural order*, Compositæ, Senecionideæ.

Habitat.—Asia and Europe; naturalized in North America; cultivated.

Description.—The leaves and flowering tops are collected, stem erect, smooth; leaves nearly sessile, about 15 centimeters (6 inches) long, bipinnatifid, the segments oblong, obtuse, serrate or incised, dark green, and glandular; flower-heads corymbose, with an imbricated involucre, a convex naked receptacle, numerous yellow tubular florets, and obovate akenes having a short crown; odor strongly aromatic; taste pungent and bitter.

Constituents.—Volatile oil $\frac{1}{4}$ per cent. (spec. grav. 0.93, yellow or green, freely soluble in alcohol), tanacetin (bitter, granular, precipitated by tannin), fat, resin, tannin, mucilage, sugar.

Properties.—Stimulant, tonic, anthelmintic, diuretic, emmenagogue. *Dose*, 1 to 4 grams (gr. xv- \mathfrak{z} j), in infusion.

ABSINTHIUM.—WORMWOOD.

Origin.—Artemisia Absinthium, *Linné*. *Natural order*, Compositæ, Senecionideæ.

Habitat.—Northern Asia, Europe, and Northern Africa; naturalized in North America; cultivated.

Description.—The leaves and flowering tops are collected. Leaves petiolate, about 5 centimeters (2 inches) long, silky-hoary, roundish-triangular in outline, twice or thrice pinnatifid, the segments lanceolate, the terminal

one spatulate; flower-heads numerous, racemose, small, subglobose, with an imbricated involucre, a small hairy receptacle, tubular yellowish florets, and obovoid akenes; odor aromatic; taste very bitter.

Constituents.—Volatile oil about 1 per cent. (spec. grav. 0.94, freely soluble in alcohol, mainly absinthol, $C_{10}H_{16}O$), absinthin, $C_{40}H_{58}O_9$ (bitter, white, precipitated by tannin, soluble in ether), tannin, resin, succinic acid, etc.

Properties.—Stimulant, tonic, febrifuge, anthelmintic. *Dose*, 1 to 4 grams (gr. xv- $\bar{3}j$), in infusion, tincture, or extract.

ARTEMISIA.—MUGWORT.

Origin.—*Artemisia vulgaris*, Linné. *Natural order*, Compositæ, Senecionideæ.

Habitat.—Asia, Europe, naturalized in North America.

Description.—Stem often reddish, branched; leaves subsessile, green above, white tomentose beneath, pinnatifid, segments lanceolate, acute, incised or entire; flower-heads numerous, small, nearly sessile, ovate, with an imbricated involucre, a small smooth receptacle and tubular reddish florets; odor aromatic; taste bitter.

Constituents.—Volatile oil, bitter principle, tannin, etc.

Properties.—Stimulant, tonic. *Dose*, 1 to 4 grams (gr. xv- $\bar{3}j$) in infusion.

GNAPHALIUM.—LIFE EVERLASTING.

Origin.—*Gnaphalium polycephalum*, Michaux. *Natural order*, Compositæ, Senecionideæ.

Habitat.—North America, in fields and woods.

Description.—Erect, about 25 centimeters (10 inches) high, densely woolly; leaves sessile, lanceolate; flower-heads in dense terminal clusters, small, obovate, with a whitish imbricate involucre and tubular yellowish florets; odor agreeable; taste bitterish, aromatic.

Gnaphalium margaritaceum, *Linné*, has larger, globular-ovate, pearl-white heads and a slight odor.

Constituents.—Volatile oil, bitter principle.

Properties.—Diaphoretic, astringent, tonic. *Dose*, 2 to 4 grams (ʒss-j).

CALENDULA.—MARIGOLD.

Origin.—*Calendula officinalis*, *Linné*. *Natural order*, Compositæ, Cynareæ.

Habitat.—Levant and Southern Europe; cultivated.

Description.—Stem about 50 centimeters (20 inches) high, somewhat angular, rough; leaves alternate, thickish, hairy, spatulate or oblanceolate, slightly toothed, the upper ones sessile and amplexicaul; involucre hemispherical, receptacle flat, naked; ray-florets in one or several rows, fertile, the akenes incurved and muricate; odor somewhat narcotic; taste bitter and saline.

Constituents.—A trace of volatile oil, amorphous bitter principle, tasteless yellow calendulin, sugar, gum, etc.

Properties.—Stimulant, resolvent, vulnerary, alterative. *Dose*, 0.5 to 1 or 2 grams (gr. viij-xv-xxx), in infusion, tincture, or extract.

CARDUUS BENEDICTUS.—BLESSED THISTLE.

Origin.—*Cnicus benedictus*, *Gærtner*. *Natural order*, Compositæ, Cynareæ.

Habitat.—Levant and Europe, rare in the United States.

Description.—Erect, somewhat woolly; leaves sessile above and somewhat decurrent, alternate, oblong, sinuately lobed, soft spiny; flower-heads ovate, with an imbricate spinously-pointed involucre, a hispid receptacle, tubular yellow florets and grayish akenes, crowned with ten teeth and with ten long and ten short bristles; taste very bitter.

Constituents.—Cnicin (bitter needles, slightly soluble in cold water and ether), tannin, etc.

Properties.—Diaphoretic, tonic. *Dose*, 1 to 4 grams (gr. xv- $\bar{3}$ j).

LOBELIA.—LOBELIA.

Origin.—*Lobelia inflata*, Linné. *Natural order*, Lobeliaceæ.

Habitat.—North America, in fields and open woods.

Description.—Erect; leaves alternate, petiolate, the upper sessile, ovate or oblong, about 5 centimeters (2 inches) long, irregularly toothed, pubescent, pale green; branches furrowed, hairy, terminating in long racemes of small pale blue flowers, having a superior narrowly five-toothed calyx, which is inflated in fruit, a pale blue, two-lipped corolla, and 5 united stamens; odor slight, irritating; taste mild, afterward burning and acrid.

The leaves and flowering tops should be collected after a portion of the capsules are ripe, and contain a large number of minute reticulate seeds.

Constituents.—Lobeline (yellow, acrid, oily liquid, altered by heat; salts crystallizable), lobelacrin (probably lobelate of lobeline), lobelic acid (precipitated by copper sulphate, olive-brown by ferric salts), resin, wax, fat, gum.

Lobelia contains a second solid alkaloid, soluble in chloroform very sparingly in water. The Journ., 1886, p. 838.

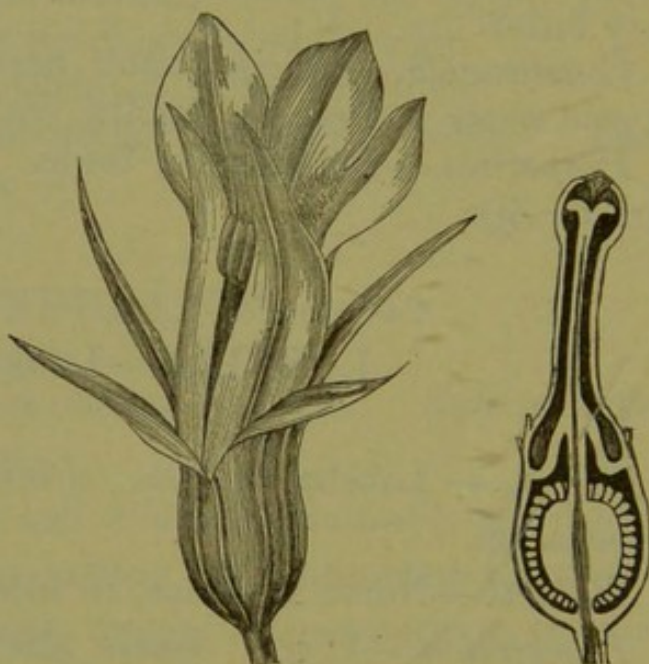
Properties.—Expectorant, nervine, purgative, emetic, narcotic. *Dose*, 0.12, 0.5 to 2 grams (gr. ij-viii-xxx), in powder, infusion, or tincture.

Fig. 162.



Lobelia seed.
—Highly magnified.

Fig. 163.



Flower of lobelia and section,
magnified 5 diam.

EPIPHEGUS.—BEECHDROP.

Origin.—*Epiphegus virginiana*, Barton. *Natural order*, Orobanchaceæ.

Habitat.—North America, parasitic upon roots of the beech.

Description.—Erect, branched, about 40 centimeters (16 inches) high, yellowish-brown, tuberous at base, angular above; leaves scaly, ovate; flowers in spicate racemes, the upper sterile ones with a somewhat curved and two-lipped corolla; taste bitter, somewhat astringent.

Constituents.—Bitter principle, tannin.

Properties.—Astringent, depurative. *Dose*, 2 to 4 grams (ʒss-j).

SCROPHULARIA.—FIGWORT.

Origin.—*Scrophularia nodosa*, *Linné*. *Natural order*, Scrophulariaceæ.

Habitat.—North America and Europe, in moist thickets.

Description.—Erect, smooth; stem obtusely quadrangular; leaves opposite, petiolate, ovate-oblong or lanceolate, serrate, rounded or heart-shaped at base; inflorescence loosely paniculate; corolla greenish-brown, hemispherical urnshaped, the five teeth short and obtuse. the two upper ones larger and brown, the lowest one spreading; capsule two-celled, many-seeded; taste bitter, nauseous.

Constituents.—Scrophularin (crystalline scales, bitter, precipitated by tannin), tannin, salts, etc.

Properties.—Depurative, vulnerary.

CHELONE.—BALMONY.

Origin—*Chelone glabra*, *Linné*. *Natural order*, Scrophulariaceæ.

Habitat.—North America, in wet places.

Description.—Erect, smooth; leaves short-petiolate, opposite, oblong-lanceolate, pointed, serrate; inflorescence spicate, terminal; corolla about 3 centimeters ($1\frac{1}{2}$ inch) long, white or pinkish, bilabiate, the upper lip arched, the mouth somewhat gaping; capsule two-celled; seeds many, winged; inodorous, bitter.

Constituents.—Bitter principle.

Properties.—Tonic, laxative, anthelmintic. *Dose*, 2 to 8 grams (5ss-ij) in decoction.

MENTHA PIPERITA.—PEPPERMINT.

Origin.—*Mentha piperita*. *Linné*. *Natural order*, Labiatae, Satureieae.

Habitat.—Wild in Asia, Europe, and North America; cultivated.

Description.—The leaves and tops are collected.

Fig 164.

*Mentha piperita*, *Linné*.

Leaves petiolate, ovate-lanceolate, about 5 centimeters (2 inches) long, acute, sharply serrate, glandular, nearly smooth; branches quadrangular, often purplish; flowers in terminal conical spikes, with a tubular, five-toothed, often purplish calyx, a purplish four-lobed corolla, and 4 short stamens; aromatic; taste pungent and cooling.

Constituents.—Volatile oil about 1 per cent., little tannin, resin, gum, etc. The volatile oil is $C_{10}H_{18}O$, and crystalline menthol, $C_{10}H_{20}O$, has the spec. grav. 0.90, and is freely soluble in alcohol.

Properties.—Carminative, stimulant, nervine, stronger than spearmint. *Dose*, 1 to 4 grams (gr. xv–3j), in infusion.

MENTHA VIRIDIS.—SPEARMINT.

Origin.—*Mentha viridis*, *Linné*. *Natural order*, Labiatae, Satureieae.

Habitat.—Wild in Europe and North America; cultivated.

Description.—The leaves and flowering tops are collected. Leaves subsessile, lance-ovate, about 5 centimeters (2 inches) long, acute, serrate, glandular, nearly smooth; branches quadrangular, mostly light green; flowers in terminal, interrupted, narrow, acute spikes, with a tubular sharply five-toothed calyx, a light purplish four-lobed corolla, and 4 rather long stamens; aromatic and pungent.

Constituents.—Volatile oil about $\frac{1}{2}$ per cent. (spec. grav. 0.91, freely soluble in alcohol), resin, gum, etc.

Properties.—Carminative, stimulant, nervine. *Dose*, 2 to 4 grams (℥ss-j), in infusion.

LYCOPUS.—BUGLE.

Origin.—*Lycopus virginicus*, *Linné*. *Natural order*, Labiatae, Satureieae.

Habitat.—North America, in moist shady places.

Description.—Stem obtusely quadrangular, with slender runners; leaves about 5 centimeters (2 inches) long, short-petioled, elliptic-lanceolate, toothed above, smooth; flowers in axillary clusters, small, with a bluntly four-toothed calyx, a purplish four-lobed corolla, and two stamens; odor somewhat mint-like; taste bitter.

Lycopus europæus, *Linné*, also indigenous to North America, has a sharply quadrangular stem, the leaves sinuate-toothed or pinnatifid at the base, and a sharply five-toothed calyx.

Constituents.—Volatile oil, bitter principle, tannin.

Properties.—Astringent, tonic, sedative. *Dose*, 0.5 to 2 grams (gr. viij-xxx) in infusion.

CUNILA.—DITTANY.

Origin.—Cunila Mariana, *Linné*. *Natural order*, Labiatae, Satureieae.

Habitat.—United States, in dry soil.

Description.—Stem thin; leaves nearly sessile, about 25 millimeters (1 inch) long, ovate, serrate, subcordate; flowers in small cymes, with an ovate-tubular calyx, a two-lipped, pale purple corolla, and 2 exerted stamens; odor mint-like; taste pungent aromatic.

Constituents.—Volatile oil.

Properties.—Carminative, stimulant, sudorific. *Dose*, 1 to 4 grams (gr. xv-3j), in infusion.

HYSSOPUS.—HYSSOP.

Origin.—Hyssopus officinalis, *Linné*. *Natural order*, Labiatae, Satureieae.

Habitat.—Southern Europe; naturalized in the United States; cultivated.

Description.—Stem branched, wand-like; leaves sessile, about 25 millimeters (1 inch) long, linear-lanceolate, rather obtuse; flowers in small clusters, with a five-toothed calyx, a two-lipped, purple corolla, and 4 exerted stamens; aromatic, pungent, bitterish.

Constituents.—Volatile oil about $\frac{1}{2}$ per cent., bitter principle, tannin, etc.

Properties.—Carminative, stimulant, sudorific. *Dose*, 1 to 4 grams (gr. xv-3j), in infusion.

ORIGANUM.—WILD MARJORAM.

Origin.—Origanum vulgare, *Linné*. *Natural order*, Labiatae, Satureieae.

Habitat.—Asia, Europe, and Northern Africa; naturalized in North America.

Description.—Stem purplish, branched above; leaves petiolate, about 2 centimeters ($\frac{4}{5}$ inch) long, roundish-ovate, obtuse, nearly entire, hairy beneath; flowers corymbose, with reddish bracts, a five-toothed calyx, a somewhat two-lipped, pale purple corolla, and 4 exserted stamens; aromatic, pungent, bitterish.

Constituents.—Volatile oil about 1 per cent. (spec. grav. 0.89, light yellow, neutral, bitterish, not freely soluble in 80 per cent. alcohol, contains oxygen), tannin, bitter principle, resin.

Properties.—Carminative, stimulant, emmenagogue.
Dose, 1 to 4 grams (gr. xv- \mathfrak{z} j), in infusion.

MAJORANA.—SWEET MARJORAM.

Origin.—*Origanum Majorana*, *Linné*. *Natural order*, Labiatae, Satureieae.

Habitat.—Asia Minor and Southern Europe; cultivated.

Description.—Stem branched, subterete; leaves sessile above, about 15 millimeters ($\frac{3}{8}$ inch) long, spatulate or obovate, obtuse, gray-green, soft hairy; flowers in clusters, spicate, with a two-lipped calyx, a whitish, somewhat two-lipped corolla, and 4 exserted stamens; fragrantly aromatic and pungent.

Constituents.—Volatile oil (spec. grav. 0.89, readily soluble in alcohol).

Properties.—Carminative, stimulant, emmenagogue, cephalic. *Dose*, 1 to 4 grams (gr. xv- \mathfrak{z} j), in infusion.

SERPYLLUM.—WILD THYME.

Origin.—*Thymus Serpyllum*, *Linné*. *Natural order*, Labiatae, Satureieae.

Habitat.—Northern Asia, Europe; naturalized in North America; cultivated.

Description.—Stem branched, pubescent; leaves short-petioled, about 6 millimeters ($\frac{1}{4}$ inch) long, ovate, obtuse, entire; flowers in small capitate spikes, with a two-lipped calyx, a purplish spotted, somewhat two-lipped corolla, and four usually short stamens; aromatic and pungent.

Constituents.—Volatile oil (spec. grav. 0.91, readily soluble in alcohol), tannin, bitter principle.

Properties.—Carminative, stimulant, tonic, emmenagogue. *Dose*, 1 to 4 grams (gr. xv– \mathfrak{z} j), in infusion.

MELISSA.—BALM.

Origin.—*Melissa officinalis*, *Linné*. *Natural order*, Labiatae, Satureieae.

Habitat.—Asia Minor, Southern Europe; naturalized in the United States; cultivated.

Description.—Stem branched, pubescent; leaves petiolate, ovate, about 5 centimeters (2 inches) long, obtuse, crenate-serrate, somewhat hairy, glandular; branches quadrangular; flowers in about four-flowered cymes, with a tubular bell-shaped five-toothed calyx, a whitish or purplish two-lipped corolla, and four didynamous stamens; fragrant, aromatic, and bitterish.

Constituents.—Volatile oil (spec. grav. 0.89, soluble in alcohol), tannin, bitter principle.

Properties.—Carminative stimulant, diaphoretic, emmenagogue. *Dose*, 1 to 4 grams (gr. xv– \mathfrak{z} j), in infusion.

HEDEOMA.—PENNYROYAL.

Origin.—*Hedeoma pulegioides*, *Persoon*. *Natural order*, Labiatae, Satureieae.

Habitat.—North America, in sandy fields.

Description.—Stem subterete, hairy; leaves opposite, short-petioled, about 12 millimeters ($\frac{1}{2}$ inch) long, oblong-ovate, obscurely serrate, glandular beneath; flowers in small roundish axillary cymules, with a tubular-ovoid,

Fig 165.



Flower and corolla of hedeoma, magnified.

two-lipped and five-toothed calyx, and a small pale blue, pubescent, two-lipped corolla, containing two sterile and two fertile exserted stamens; odor strong, mint-like; taste warm and pungent.

Constituents.—Volatile oil, spec. grav. 0.94, readily soluble in alcohol.

Properties.—Carminative, stimulant, emmenagogue.
Dose, 1 to 4 grams (gr. xv– \mathfrak{z} j), in infusion.

MONARDA.—HORSEMINT.

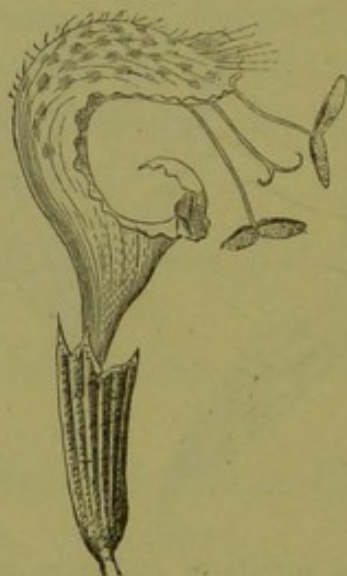
Origin.—*Monarda punctata*, Linné. *Natural order*, Labiatae, Monardeae.

Habitat.—United States, in sandy fields.

Description.—Stem nearly simple; leaves petiolate, lanceolate, about 5 centimeters (2 inches) long, acute,

somewhat toothed, glandular, nearly smooth; flowers whorled, with sessile yellow and purple bracts, a tubular, downy, five-toothed calyx, a prominent, two-lipped, pale

Fig. 166.



Flower of monarda, magnified.

yellow and purple-spotted corolla, and two stamens; aromatic, pungent, and bitterish.

Constituents.—Volatile oil, yellowish or reddish-brown, neutral, spec. grav. 0.92, readily soluble in alcohol, contains thymol.

Properties.—Carminative, stimulant, nervine, emmenagogue. *Dose*, 1 to 4 grams (gr. xv– $\bar{5}$ j), in infusion.

CATARIA.—CATNEP.

Origin.—*Nepeta Cataria*, Linné. *Natural order*, Labiatae, Nepeteae.

Habitat.—Asia, Europe, naturalized in the United States.

Description.—Stem branched, hairy, gray; leaves petiolate, about 5 centimeters (2 inches) long, triangular-

ovate, cordate, crenate-serrate, grayish-green, and hairy ; flowers in terminal panicles with an obliquely five-toothed calyx, a two-lipped, whitish, purple-spotted corolla, and 4 stamens ; it has a peculiar, somewhat mint-like odor, and a bitterish, aromatic, and pungent taste.

Constituents.—Little volatile oil, tannin, bitter principle.

Properties.—Carminative, stimulant, tonic, diaphoretic, emmenagogue. *Dose*, 1 to 4 grams (gr. xv– \mathfrak{z} j), in infusion.

GLECHOMA.—GROUND-IVY.

Origin.—*Glechoma hederacea*, *Linné*. (*Nepeta Glechoma*, *Bentham*.) *Natural order*, Labiatae, Nepeteae.

Habitat.—Europe, naturalized in the United States.

Description.—Creeping, short-hairy ; leaves petiolate, round-reniform, crenate, nearly smooth ; flowers in axillary cymes ; corolla blue or purplish, much longer than the calyx ; somewhat aromatic and bitter.

Constituents.—Volatile oil, bitter principle, etc.

Properties.—Pectoral, tonic, diuretic. *Dose*, 2 to 4 grams (\mathfrak{z} ss–j).

MARRUBIUM.—HOREHOUND.

Origin.—*Marrubium vulgare*, *Linné*. *Natural order*, Labiatae, Stachydeae.

Habitat.—Europe, Central Asia ; naturalized in North America ; cultivated.

Description.—Stem branched, white tomentose ; leaves opposite, petiolate, roundish-ovate, about 25 millimeters (1 inch) long, obtuse, coarsely crenate, downy above, white hairy beneath ; flowers in dense axillary woolly whorls, with a stiffly ten-toothed calyx, a whitish bilabiate corolla and four included stamens ; aromatic and bitter.

Constituents.—Little volatile oil, tannin, resin, marubiin (crystalline, soluble in ether, alcohol, and hot water, not precipitated by tannin, bitter).

Properties.—Stimulant, tonic, resolvent, deobstruent, anthelmintic. *Dose*, 1 to 2 grams (gr. xv-xxx), in infusion.

SCUTELLARIA.—SKULLCAP.

Origin.—*Scutellaria lateriflora*. *Linné*. *Natural order*, Labiatae, Stachydeae.

Habitat.—North America, in damp thickets.

Description.—Stem about 50 centimeters (20 inches) high, smooth, branched; leaves opposite, about 5 centimeters (2 inches) long, petiolate, lance-ovate or ovate-oblong, serrate; flowers in axillary one-sided racemes; corolla pale blue; calyx closed in fruit, upper lip helmet-shaped; odor slight; taste bitterish.

The following species having a more decidedly bitter taste are sometimes collected; they are indigenous to North America, and have a nearly simple stem and blue flowers:

Sc. integrifolia, *Linné*. Minutely hairy; leaves short-petioled, lance-oblong or linear-oblong, entire; racemes terminal.

Sc. pilosa, *Linné*. Hairy; leaves petiolate, rhombic-ovate or oblong-ovate, obtuse, crenate, in distant pairs; racemes terminal.

Sc. galericulata, *Linné*. Nearly smooth; leaves short-petioled, lance-ovate, slightly cordate, crenately serrate; flowers axillary, single.

Constituents.—Bitter principle, tannin, volatile oil.

Properties.—Tonic, nervine, antispasmodic. *Dose*, 2 to 4 or 8 grams (ʒss-j-ij), in infusion or fluid extract.

LEONURUS.—MOTHERWORT.

Origin.—Leonurus Cardiaca, *Linné*. *Natural order*, Labiatae, Stachydeae.

Habitat.—North America, Europe, and Asia, in waste places.

Description.—Erect, roughish; leaves petiolate, the lower ones roundish or heart-shaped, the upper ones oblong wedge-shaped, all palmately acutely seven- to three-lobed; flowers in dense axillary cymes; calyx spinously five-toothed; corolla exserted, rose-colored, upper lip bearded, lower lip dotted; odor unpleasant; taste bitter.

Constituents.—Volatile oil, bitter principle.

Properties.—Pectoral, tonic, stimulant. *Dose*, 2 to 4 grams (3ss-j), in infusion.

PLANTAGO.—PLANTAIN.

Origin.—Plantago lanceolata and P. major, *Linné*. *Natural order*, Plantaginaceae.

Habitat.—North America, along roadsides and in grassy places; introduced from Europe.

Description.—Leaves all radical, petiolate, nerved, somewhat toothed, more or less hairy, lanceolate, or of the second species ovate or elliptic; scape with a dense ovate-oblong or, in the second species, cylindrical spike; corolla whitish, membranous, salver-form, four-lobed; stamens 4 exserted; capsule few seeded; inodorous; somewhat bitter and astringent.

Constituents.—Bitter principle, tannin, salts.

Properties.—Mild astringent, hemostatic; the seeds demulcent.

MITCHELLA.—SQUAW VINE.

Origin.—*Mitchella repens*, *Linné*. *Natural order*, Rubiaceæ, Coffeæ.

Habitat.—North America, in woods.

Description.—Evergreen, slender, creeping; leaves opposite, petiolate, roundish-ovate, entire, smooth; flowers in pairs; corolla salver-form, four-lobed, white or pink, bearded inside, fragrant; fruit a twin-berry, bright red, four-seeded; taste somewhat astringent and bitter. No analysis.

Properties.—Tonic, astringent, diuretic. *Dose*, 2 to 4 grams (3ss-j).

GALIUM.—CLEAVERS.

Origin.—*Galium Aparine*, *Linné*. *Natural order*, Rubiaceæ, Stellatæ.

Habitat.—Northern Hemisphere, in thickets.

Description.—Stem weak, climbing, quadrangular, retrorsely prickly; leaves in whorls of 6 or 8, linear-ob lanceolate, mucronate, margin and midrib rough; cymes loose and few flowered; corolla small, white, rotate, four-lobed; stamens 4; fruit two-seeded, covered with hooked bristles; inodorous; taste saline, somewhat astringent and bitter.

Galium trifolium, *Michaux*, has whorls of 6 elliptic-lanceolate leaves, and becomes fragrant from coumarin on drying.

Constituents.—Tannin, various salts.

Properties.—Diuretic, refrigerant. *Dose*, 2 to 4 grams (3ss-j), in infusion.

SABBATIA.—SABBATIA, CENTAURY.

Origin.—*Sabbatia angularis*, *Pursh*, and *S. paniculata*, *Pursh*. *Natural order*, Gentianaceæ.

Habitat.—United States, in dry fields.

Description.—Stem branched above, winged, quadrangular, about 60 centimeters (2 feet) high, smooth; leaves opposite, about 25 millimeters (1 inch) long, clasping, oblong-ovate, acute, entire, five-nerved, or (*Sab. paniculata*) linear-oblong, obtuse, and one-nerved; corolla whitish, wheel-shaped or five-parted; stamens 5; inodorous, bitter.

Sabbatia Elliottii, *Steudel*, quinine-flower, has leaves about 12 millimeters ($\frac{1}{2}$ inch) long, varying between obovate and linear.

Erythræa Centaurium, *Persoon*, European centaury. Stem 30 centimeters (12 inches) high, leaves oval or ovate-oblong, obtuse, three- to five-nerved; otherwise resembling the preceding.

Constituents. — Bitter principle, erythrocentaurin, $C_{27}H_{24}O_8$ (tasteless, colored red by light).

Properties.—Tonic, febrifuge. *Dose*, 1 to 4 grams (gr. xv– $\overline{5j}$) in decoction.

CHIRETTA.—CHIRETTA.

Origin.—*Ophelia Chirata*, *Grisebach*, s. *Agathotes Chirayta*, *Don*. *Natural order*, Gentianaceæ.

Habitat.—Mountains of Northern India.

Description.—Root nearly simple, about 75 millimeters (3 inches) long; stem branched, nearly 1 meter (40 inches) long, slightly quadrangular above; leaves opposite, sessile, ovate, entire, five-nerved; flowers numerous, small, with a four-lobed calyx and corolla; the whole plant smooth, pale brown, inodorous, and intensely bitter.

Constituents.—Ophelic acid, $C_{13}H_{20}O_{10}$ (bitter, amorphous, viscid), chiratin, $C_{26}H_{48}O_{15}$ (bitter, crystalline, precipitated by tannin, glucoside).

Properties.—Tonic, febrifuge. *Dose*, 1 to 3 grams (gr. xv–xlv), in infusion.

CANNABIS INDICA.—INDIAN HEMP, GUNJA.

Origin.—*Cannabis sativa*, Linné. *Natural order*, Urticaceæ, Cannabineæ.

Habitat.—Asia, collected in India.

Description.—Only the flowering tops of the female plant are collected. About 5 centimeters (2 inches) long, compressed, brittle, branching, with few digitate leaves and lance-linear leaflets, and numerous sheathing and pointed bracts, each containing two small pistillate flowers, sometimes with the nearly ripe fruit, the whole more or less agglutinated with a resinous exudation; it has a brownish-green color, a peculiar narcotic odor, and a slightly acrid taste.

Cannabis americana.—The hemp plant grown in the Southern United States. Stem 2 or 3 meters (6 to 10 feet) high, rough; leaves alternate above, petiolate, digitate, the leaflets linear-lanceolate, serrate; staminate flowers in loose pedunculate clusters, forming compound racemes; pistillate flowers small, mostly in pairs, axillary, sessile, bracteate and with two slender unequal styles; odor heavy; taste bitter; slightly acrid.

Constituents.—Little volatile oil, brown amorphous resin, cannabinine, tetanocannabine. American hemp contains a small proportion of resin.

Properties.—Anodyne, nervine, sudorific. *Dose*, 0.5 to 1 gram (gr. viij–xv), mostly as extract, 0.03 to 0.20 gram (gr. ss–iij).

8. LEAFY TOPS.—CACUMINA, SUMMITATES.

Among the herbs are included the tops of plants which are usually collected with flowers. The present division embraces a few drugs having imbricated leaves, and collected occasionally with the fruit, but never with the flowers. The plants yielding these drugs are trees of the natural order Coniferæ, group Cupressineæ.

Twigs quadrangular, oil-gland near the base of the leaves.	Juniperus virginiana.
the leaves with an oil-gland on the back.	Sabina.
Twigs two-edged, the flat leaves with a gland on the back.	Thuja.

JUNIPERUS VIRGINIANA.—RED CEDAR.

Origin.—*Juniperus virginiana*, Linné. *Natural order*, Coniferæ.

Description.—About 25 millimeters (1 inch) long, somewhat quadrangular; leaves in four rows, opposite, scale-like, appressed, imbricated, lance-ovate or rhomboid, the older ones sharply acute and spreading, on the back with a longitudinal furrow and near its base a circular or oblong gland; odor terebinthinate; taste balsamic, bitterish, and acrid.

Constituents.—Volatile oil (chiefly $C_{15}H_{24}$, not readily soluble in alcohol), resin, tannin, etc.

Properties.—Diuretic, emmenagogue, vermifuge, less irritant than savine. *Dose*, 0.2 to 0.5 or 1 gram (gr. iij–viij–xv), in powder or infusion.

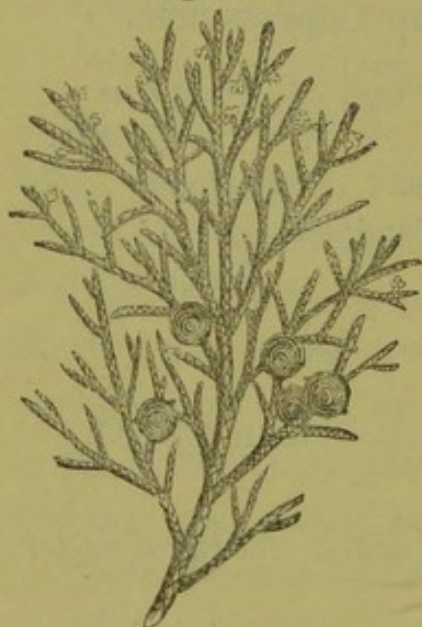
SABINA.—SAVINE.

Origin.—*Juniperus Sabina*, *Linné*. *Natural order*, Coniferae.

Habitat.—Siberia, Europe, Canada, and Northern United States.

Description.—Short, thin, subquadrangular branchlets; leaves in four rows opposite, scale-like, appressed, imbricated, rhombic-lanceolate, the older ones sharply acute and spreading, on the back with a shallow groove containing an oblong or roundish gland; odor terebinthinate; taste nauseous, resinous and bitter.

Fig. 167.



Sabina.

Constituents.—Volatile oil, $C_{10}H_{16}$, about 2 per cent., resin, tannin. The volatile oil is of spec. grav. 0.91, and not readily soluble in alcohol.

Properties.—Irritant, diuretic, hæmagogue, emmenagogue, vermifuge. *Dose*, 0.2 to 0.5 or 1 gram (gr. iij–viii–xv) in powder, infusion, or fluid extract.

THUJA.—ARBOR VITÆ.

Origin.—*Thuja occidentalis*, *Linné*. *Natural order*, Coniferae.

Habitat.—Canada and Northern United States; cultivated.

Description.—Twigs flattish, two-edged, the scale-like leaves appressed and closely imbricated in four rows, rhombic-ovate, obtusely pointed, the flat ones with a roundish gland upon the back, the others folded lengthwise and boat-shaped, of a balsamic, somewhat terebinthinate odor, and a pungently aromatic camphoraceous, and bitter taste.

Constituents.—Volatile oil about 1 per cent. (readily soluble in alcohol, contains O), resin, tannin, pinipicrin, $C_{22}H_{18}O_{11}$ (yellow, bitter), thujin, $C_{20}H_{22}O_{12}$ (crystalline, astringent, dark green with ferric salts).

Properties.—Stimulant, diuretic, irritant. *Dose*, 1 to 4 grams (gr. xv- \mathfrak{z} j), in infusion and fluid extract.

9. FLOWERS AND PETALS.—FLORES ET PETALA.

Flowers contain the male or female, or both kinds, organs of reproduction, surrounded by two circles of modified leaves, of which those of the inner circle, the petals forming the corolla, very generally have a color different from green, while those of the outer circle, the sepals forming the calyx, mostly have a green color. The modified leaves of these two whorls are sometimes of the same shape and color, or one of the whorls is entirely wanting; in both these cases they, whether green or of a different color, are called perianth or perigone. The flowers of some plants are placed close together upon a common receptacle, and such a head is surrounded by one or more whorls of modified, frequently scale-like

leaves called the involucre, a term which is also employed to designate the whorl of modified leaves found outside of the calyx of each flower in certain plants. The male organs of reproduction, or stamens, consist each of a filament which is usually thin and filiform, and bears at its apex the mostly two-celled anther; in the cells of the latter the pollen is contained. The female organ of reproduction consists of one or more ovules inclosed by one or more carpels (modified leaves) forming the ovary, and frequently prolonged above into a style bearing the stigma. In the absence of the style, the stigma is attached to the ovary, and is said to be sessile. The shortened axis upon which the organs of reproduction are attached is the torus, also called the receptacle. The footstalk of a flower is called the peduncle, and its branches, the pedicles.

Classification.

I. Buds, unexpanded flowers.

Calyx superior, four-cleft.

Caryophyllus.

Small heads with an imbricated involucre.

Santonica.

II. Expanded flowers and petals.

1. Petals distinct; corolla polypetalous.

Calyx inferior, corolla white, ovary one.

Aurantium.

Inflorescence cymose; the peduncle partly united with a leafy bract.

Tilia.

Inflorescence paniculate; sepals 5, reddish; petals small.

Brayera.

Petals numerous, clawed, rose-colored.
deep red.

Rosa centifolia.

Rosa gallica.

Petals short-clawed, dull purple, with a black spot.

Rhoeas.

2. Petals united; corolla gamopetalous.

Flowers compound, rays white; receptacle conical, hollow.

Matricaria.

rays white, in many rows; receptacle conical, not hollow.	Anthemis.
rays yellow; pappus bristly.	Arnica.
akenes curved, pappus none.	Calendula.
Florets tubular, five-lobed, brownish-red.	Carthamus.
Flowers not compound; corolla whitish, wheel-shaped, five-lobed.	Sambucus.
corolla wheel-shaped, five-lobed, yellow.	Verbascum.
corolla blue, two-lipped; calyx blue-gray, five-toothed.	Lavandula.

CARYOPHYLLUS.—CLOVES.

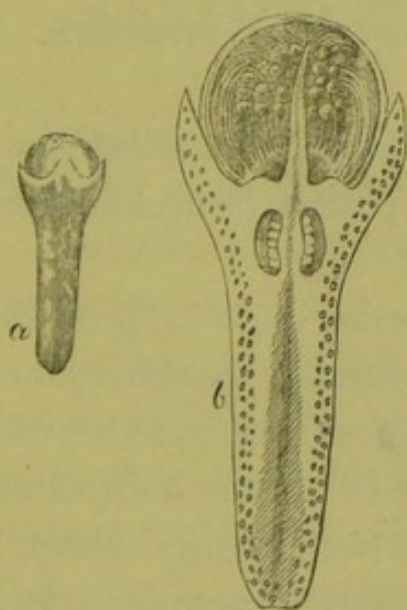
Origin.—*Eugenia caryophyllata*, *Thunberg*, s. *Caryophyllus aromaticus*, *Linné*. *Natural order*, Myrtaceæ.

Habitat.—Molucca Islands; cultivated in tropical countries.

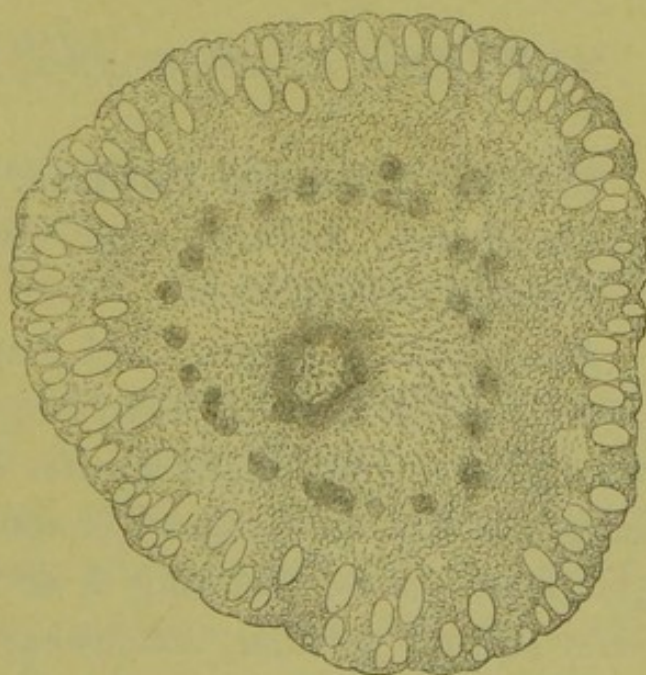
Description.—About 12 millimeters ($\frac{1}{2}$ inch) long,

Fig. 168.

Fig. 169.



Caryophyllus.—*a*. Natural size, *b*. Longitudinal section magnified.



Clove.—Transverse section, magnified 15 diams.

dark brown, consisting of a subcylindrical, solid, and glandular calyx-tube, terminated by four teeth, and surmounted by a globular head, formed by four glandular petals, which cover numerous curved stamens and one style. Cloves contain numerous oil-glands under the epidermis, emit oil when scratched, and have a strong aromatic odor and a pungent spicy taste.

Constituents.—Volatile oil 18 per cent., tannin 13 per cent., gum 13 per cent., resin 6 per cent. (tasteless), wax, caryophyllin, $C_{10}H_{16}O$ (white, tasteless needles), eugenin, $C_{10}H_{12}O_2$ (pearly scales from distillate). The volatile oil is readily soluble in alcohol, and consists of a hydrocarbon, $C_{10}H_{16}$, spec. grav. 0.91, and eugenol or eugenic acid, $C_{10}H_{12}O_2$, a colorless oil, spec. grav. 1.076.

Properties.—Stimulant, stomachic, antiemetic. *Dose*, 0.2 to 0.5 gram (gr. iij–viij), in powder; mostly used as a condiment.

SANTONICA.—SANTONICA, LEVANT WORMSEED.

Origin.—*Artemisia maritima*, *Linné*, var. *Stechmaniana*, *Besser*. *Natural order*, Compositæ, Senecionideæ.

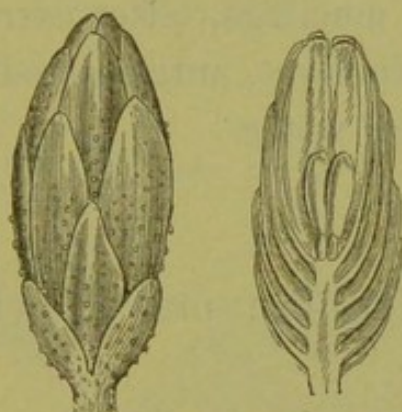
Habitat.—Turkestan.

Description.—Unexpanded flower-heads, oblong-ovoid, about 2 millimeters ($\frac{1}{12}$ inch) long, obtuse, smooth, somewhat glossy, grayish-green, after exposure to light brownish-green, with an involucre of about 18 closely imbricated glandular scales, inclosing 4 or 5 rudimentary florets; odor strong, peculiar, somewhat camphoraceous; taste aromatic and bitter.

Constituents.—Volatile oil 1 per cent., santonin $1\frac{1}{2}$ –2 per cent., resin, gum, etc. Santonin, $C_{15}H_{18}O_3$, is white

crystalline, nearly insoluble in cold water, colored yellow in sunlight, forms with alkalies bitter soluble compounds.

Fig. 170.



Santonica.—Head and longitudinal section, magnified 10 diam.

Properties.—Stimulant, anthelmintic. *Dose*, 1 to 4 grams (gr. xv–3j), in powder or electuary; santonin, 0.016 to 0.06 gram (gr. $\frac{1}{4}$ –j), in powder or troches.

AURANTII FLORES.—ORANGE FLOWERS.

Origin.—Citrus vulgaris and Citrus Aurantium, *Risso*.

Natural order, Aurantiaceæ.

Habitat.—Northern India; cultivated in subtropical countries.

Description.—The partly expanded flowers are collected and mostly used in the fresh state. About 12 millimeters ($\frac{1}{2}$ inch) long; calyx small, cup-shaped, five-toothed; petals 5, oblong, obtuse, rather fleshy, white, and glandular punctate; stamens numerous, in about three sets; ovary globular, upon a small disk, with a cylindrical style and globular stigma; odor very fragrant; taste aromatic, somewhat bitter.

When it is desirable to keep orange flowers for some time, they may be preserved by being well mixed with half their weight of chloride of sodium.

Constituents.—Volatile oil (spec. grav. 0.89, fluorescent with alcohol), mucilage, bitter extractive.

Properties.—Stimulant, antispasmodic; used for preparing orange-flower water.

TILIA.—LINDEN FLOWERS.

Origin.—*Tilia americana*, *Linné*, and *T. platyphylla*, *Ventenat*. *Natural order*, Tiliaceæ.

Habitat.—North America.

Description.—Cymes varying between about three- and thirty-flowered, the long peduncle partly united to an oblong-lanceolate bract, which is about 75 millimeters (3 inches) long, and 12 millimeters ($\frac{1}{2}$ inch) wide; calyx five-parted; petals 5, yellowish, notched, at the base with a large scale; petals numerous, hypogynous, in 5 groups united with the petaloid scales; ovary five-celled; stigma five-lobed; odor agreeable, taste sweet, mucilaginous.

Tilia ulmifolia, *Scopoli*, indigenous to Europe, cultivated in the United States, has seven-flowered cymes and the petals without scales.

Constituents.—Volatile oil, mucilage, sugar, tannin.

Properties.—Diaphoretic, stimulant, lenitive. *Dose*, 1 to 2 grams (gr. xv–xxx).

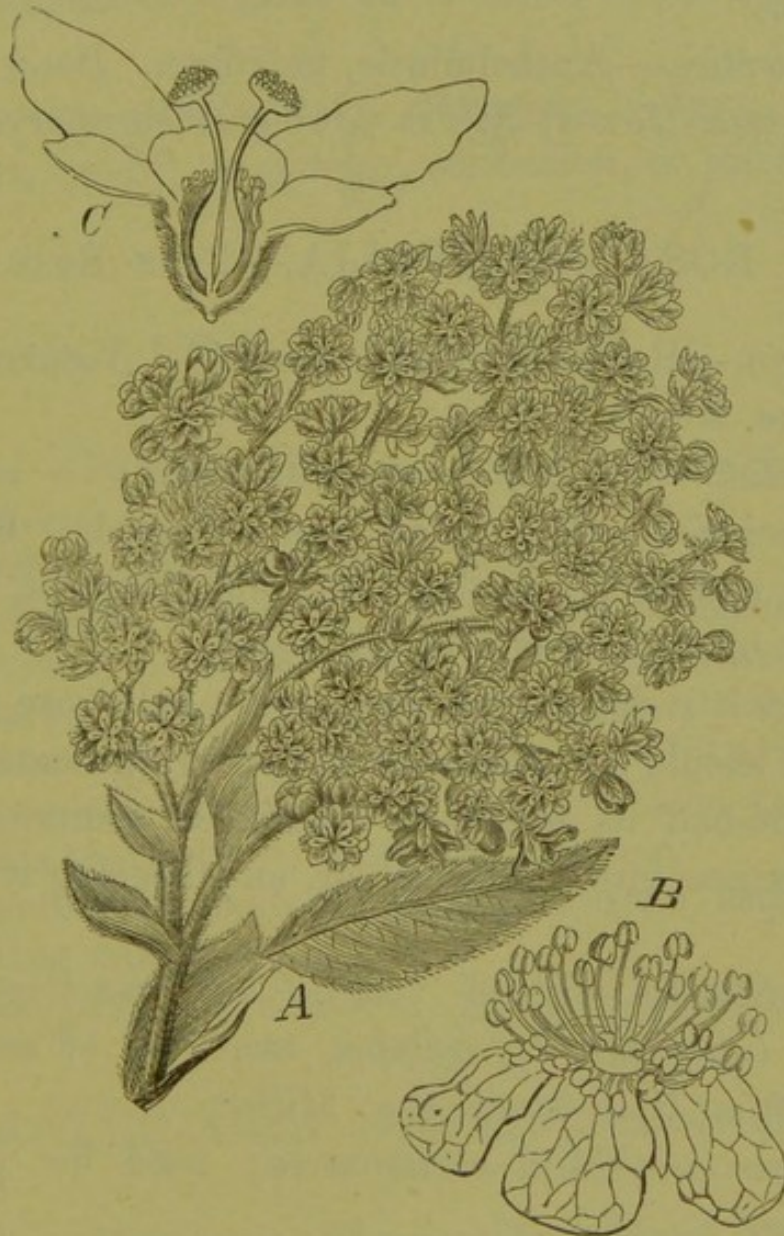
BRAYERA.—Koosso.

Origin.—*Brayera anthelmintica*, *Kunth* (*Hagenia abyssinica*, *Willdenow*). *Natural order*, Rosaceæ, Roseæ.

Habitat.—Abyssinia.

Description.—The female inflorescence is collected. In rolls, or compressed bundles, consisting of panicles about 25 centimeters (10 inches) long, with a sheathing

Fig. 171.



Brayera anthelmintica, Kunth.—A. Branch of panicle. B. Staminate flower, and C. pistillate flower, magnified 4 diam.

bract at the base of each branch; the two roundish bracts at the base of each flower and the five obovate outer sepals are of a reddish color, membranous, and

veiny; calyx top-shaped, hairy, inclosing two carpels or nutlets; odor slight tea-like; taste bitter and nauseous.

Constituents.—Tannin 24 per cent., bitter acrid resin $6\frac{1}{4}$ per cent., tasteless resin, ash 15 per cent. Kosin or koussin is yellow, crystalline, tasteless, fusible, insoluble in water.

Properties.—Anthelmintic, tænifuge. *Dose*, 16 to 24 or 32 grams (ʒiv-vj-ʒj), in powder or electuary.

ROSA CENTIFOLIA.—PALE ROSE.

Origin.—*Rosa centifolia*, *Linné*. *Natural order*, Rosaceæ, Roseæ.

Habitat.—Western Asia; cultivated.

Description.—The petals are collected. Roundish-ovovate and retuse, or obcordate, pink, fragrant, sweetish, slightly bitter, and faintly astringent.

When it is desirable to keep fresh pale rose for some time, it should be preserved by being intimately mixed with one-half its weight of chloride of sodium, pressing the mixture into a suitable jar, and keeping it in a cool place.

Constituents.—Little volatile oil, mucilage, sugar, tannin (quercitrin?), malates, etc. Oil of rose is obtained from *Rosa damascena*, *Miller*.

Properties.—Mild carminative; used for preparing rosewater.

ROSA GALLICA.—RED ROSE.

Origin.—*Rosa gallica*, *Linné*. *Natural order*, Rosaceæ, Roseæ.

Habitat.—Asia Minor and Southern Europe; cultivated.

Description.—The petals are collected before the flowers are expanded. Small cones, consisting of numerous imbricated, roundish, retuse, deep purple-colored, yellow-clawed petals, having a roseate odor and a bitterish, slightly acidulous, and distinct astringent taste.

Constituents.—Volatile oil a trace, mucilage, sugar, quercitrin.

Properties.—Tonic, mild astringent. *Dose*, 1 to 4 grams (gr. xv-℥j), in powder, confection, or infusion.

RHŒAS.—RED POPPY.

Origin.—Papaver Rhœas, *Linné*. *Natural order*, Papaveraceæ.

Habitat.—Asia and Europe, in fields.

Description.—Petals roundish, about 5 centimeters (2 inches) broad, somewhat shorter, below contracted into a short blackish claw, thin, brownish-purple (fresh scarlet-red); odor slight; taste mucilaginous and bitterish.

Constituents.—Rhœadine a trace, rhœadic and papaveric acids (red coloring matters), gum, etc.

Properties.—Demulcent, mildly anodyne, used chiefly for coloring mixtures.

contains no morphine (Hesse), Archiv. 1890, p. 7

MATRICARIA.—GERMAN CHAMOMILE.

Origin.—Matricaria Chamomilla, *Linné*. *Natural order*, Compositæ, Senecionideæ.

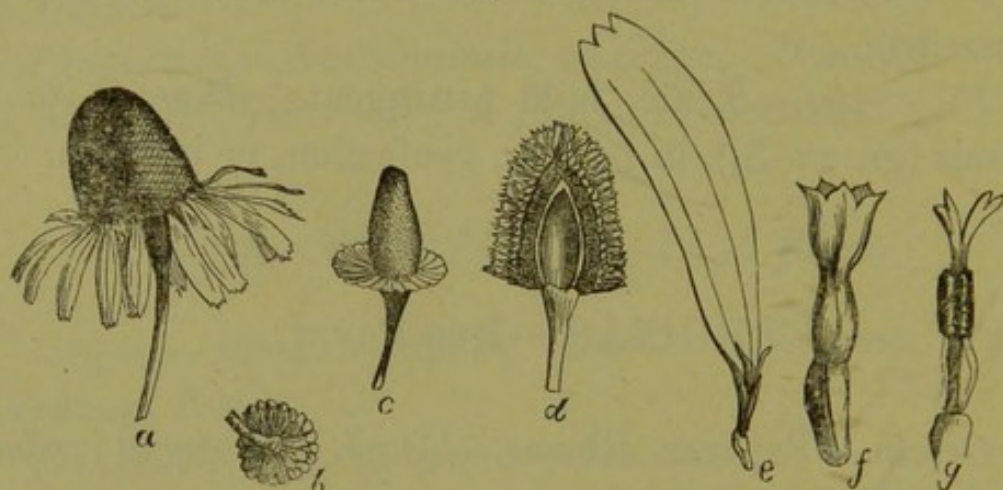
Habitat.—Europe and Asia.

Description.—About 12 millimeters ($\frac{1}{2}$ inch) broad, composed of a flattish imbricated involucre, a conical hollow naked receptacle, about 15 white ligulate, three-

toothed, reflexed ray florets, and numerous yellow, tubular, perfect flowers without pappus; strongly aromatic and bitter.

The similar flower-heads of *Anthemis arvensis*, *Linné*,

Fig. 172.



Matricaria.—*a*. Flower-head. *b*. Involucre. *c*. Receptacle and involucre. *d*. Longitudinal section of receptacle, with disk florets. *e*. Ray floret. *f*. Disk floret. *g*. Stamens and style of disk floret.

and *Maruta Cotula*, *De Candolle*, have a conical chaffy receptacle.

Constituents.—Volatile oil $\frac{1}{4}$ per cent. (dark blue, soluble in alcohol), anthemiac acid (bitter needles), anthemidin (tasteless), extractive, little tannin, malates, etc.

Properties.—Stimulant, mild tonic, carminative, nervine, emmenagogue. *Dose*, 1 to 4 grams (gr. xv–3j), in infusion.

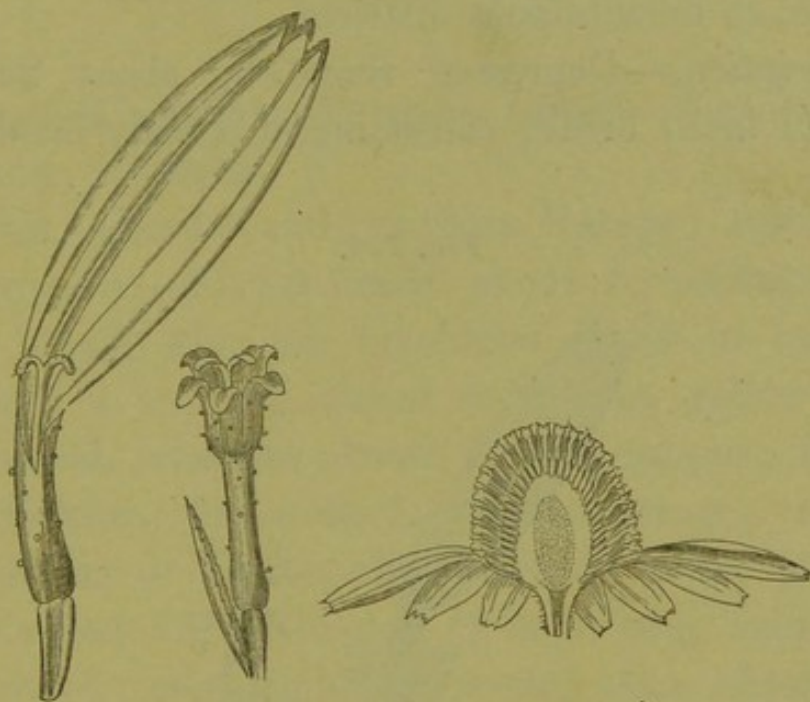
ANTHEMIS.—CHAMOMILE.

Origin.—*Anthemis nobilis*, *Linné*. *Natural order*, Compositæ, Senecionideæ.

Habitat.—Southern and Western Europe; cultivated.

Description.—Collected from cultivated plants. Subglobular, about 2 centimeters ($\frac{4}{5}$ inch) broad, consisting of an imbricated involucre, numerous white, pistillate, strap-shaped, three-toothed florets, and a few yellow,

Fig. 173.



Anthemis nobilis.—Ray and disk floret, magnified 4 diam. Section through single flower-head.

tubular disk florets inserted upon a chaffy, conical, solid receptacle; odor strong and pleasant; taste aromatic, bitter.

Constituents.—Volatile oil (blue, green, or yellow, spec. grav. 0.90, soluble in alcohol, contains isobutylic and isamylic ethers), bitter principle (anthemic acid?), resin, little tannin, etc.

Properties.—Stimulant, tonic, carminative, nervine, emmenagogue. *Dose*, 1 to 4 grams (gr. xv– $\overline{3j}$), in infusion or fluid extract.

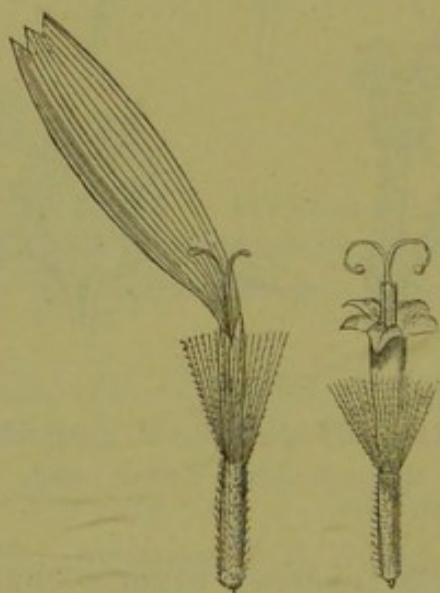
ARNICA.—ARNICA FLOWERS.

Origin.—*Arnica montana*, *Linné*. *Natural order*, Compositæ, Senecionideæ.

Habitat.—Europe, Northern Asia, and Northwestern America, in mountainous districts.

Description.—Depressed roundish, about 25 millimeters (1 inch) broad, consisting of a scaly involucre in

Fig. 174.



Arnica montana.—Ray and disk floret.

two rows, and a flat, pitted, and chaffy receptacle, bearing about 16 yellow, strap-shaped, veined and three-toothed pistillate ray florets and numerous yellow, five-toothed tubular disk florets, having slender, spindle-shaped akenes crowned with a hairy pappus; feebly aromatic; acrid and bitter.

Constituents.—Volatile oil a trace, resin, arnicin (amorphous, yellow, acrid), etc.

Properties.—Stimulant, diuretic, vulnerary, irritant.
Dose, 0.3 to 1 gram (gr. v–xv), in infusion; mostly used externally as tincture.

CALENDULA.—MARIGOLD.

Origin.—*Calendula officinalis*, *Linné*. *Natural order*, Compositæ, Cynareæ.

Habitat.—Levant and Southern Europe; cultivated.

Description.—Flower-heads about 5 centimeters (2 inches) broad, with the involucral scales in two rows and equal, a flat and naked receptacle, yellow florets, and incurved, muricate akenes without pappus; the disk florets tubular, five-toothed, and staminate; the ray florets in one or occasionally in several rows, pistillate, ligulate, about 18 millimeters ($\frac{3}{4}$ inch) long, veined, and three-toothed; odor slightly narcotic; taste bitter, somewhat saline. Frequently the strap-shaped ray florets alone are collected.

Constituents.—Amorphous bitter principle, tasteless yellow calendulin, sugar, gum, etc.

Substitutions.—The flower-heads of *Tagetes erecta* and *Tag. patula*, *Linné*, cultivated as French or African marigold, have a tubular involucre, yellow or variegated broad ray florets, and straight slender flattish akenes with a chaffy pappus.

Properties.—Stimulant, resolvent, vulnerary. *Dose*, 0.5 to 1 gram (gr. viij–xv), in infusion, tincture, or extract.

CARTHAMUS.—SAFFLOWER.

Origin.—*Carthamus tinctorius*, *Linné*. *Natural order*, Compositæ, Cynareæ

Habitat.—India, cultivated.

Description.—The tubular florets are collected. Cylindrical, about 2 centimeters ($\frac{4}{5}$ inch) long, five-lobed; lobes nearly linear; tube of the anthers protruding from the throat, and surmounted by the two-cleft style; brownish-red; odor slight; taste insipid, bitterish.

Constituents.—Carthamin (red-brown, with metallic lustre, insoluble in ether), mucilage, etc.

Properties.—Diaphoretic, tonic, laxative. *Dose*, 0.5 to 1 gram (gr. viij–xv) in infusion.

SAMBUCUS.—ELDER.

Origin —*Sambucus canadensis*, *Linné*. *Natural order*, Caprifoliaceæ.

Habitat.—North America, in damp places.

Description.—In large corymbose five-rayed cymes; calyx superior, minutely five-toothed; ovary three-celled, three ovuled, and with 3 sessile stigmas; corolla cream-colored, after drying yellowish, wheel-shaped, five-lobed, and on the short tube with five stamens, of a peculiar fragrance and slightly bitter taste.

Elder should be collected in dry weather, rapidly dried, and deprived of the stalks.

The flowers of *Sambucus nigra*, *Linné*, the European elder, closely resemble the preceding.

Constituents.—Volatile oil a trace, little resin, mucilage, sugar, etc.

Properties.—Stimulant, carminative, diaphoretic.

Dose, 2 to 4 grams (ʒss–j), in infusion.

VERBASCUM.—MULLEIN.

Origin.—Verbascum phlomoïdes, *Linné*. 2. V. thapsiforme, *Schrader*. 3. V. Thapsus, *Linné*. *Natural order*, Scrophulariaceæ.

Habitat.—Europe, in fields; No. 3 naturalized in North America.

Description.—The five-lobed calyx is often rejected. Corolla wheel-shaped, 25 to 38 millimeters (1 to 1½ inch) broad; lobes five, roundish-obovate; bright yellow, smooth above, stellately hairy beneath; stamens in the short tube five, three filaments white-woolly and two naked; the corolla of No. 3 about 12 millimeters (½ inch) broad; odor slight, honey-like; taste mucilaginous and sweet.

Constituents.—Volatile oil a trace, mucilage, sugar, etc.

Properties.—Demulcent, pectoral. *Dose*, 1 to 4 grams (gr. xv–ʒj).

LAVANDULA.—LAVENDER.

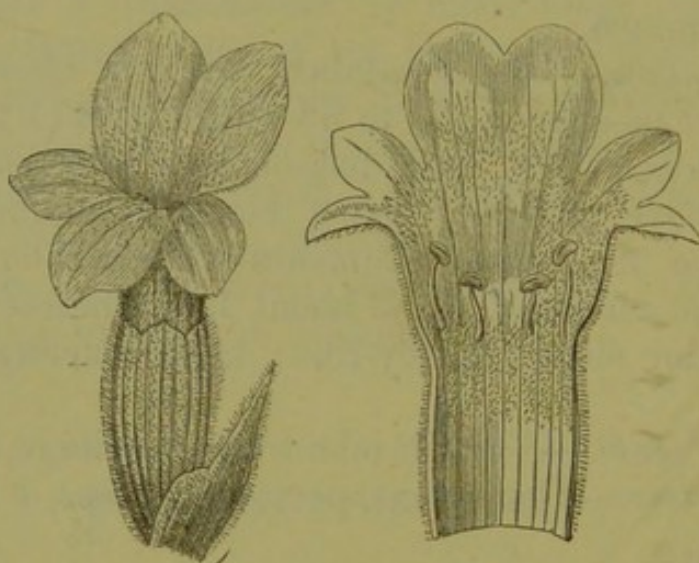
Origin.—Lavandula vera, *De Candolle*. *Natural order*, Labiatae, Ocymoiideae.

Habitat.—Southern Europe; cultivated.

Description.—Bracts rhombic-ovate, pointed, brownish, and glandular; calyx tubular, blue-gray, hairy, five-toothed, the upper tooth largest and roundish-rhomboid; corolla violet-blue, hairy and glandular on the outside, tubular, and two-lipped, the upper lip two-lobed, the lower lip three-lobed; stamens four, short, on the corolla-tube; odor fragrant; taste bitterish aromatic, somewhat camphoraceous.

Constituents.—Volatile oil $1\frac{1}{2}$ per cent., resin, little tannin. The volatile oil is of spec. grav. 0.90, dissolves readily in alcohol, and is very fragrant; distilled from the leaves and stalks the odor is more rank.

Fig. 175.



Lavender flower and corolla, magnified 4 diam.

Properties.—Stimulant, carminative, nervine, errhine.
Dose, 1 to 2 grams (gr. xv-xxx), in infusion, but rarely used internally.

10. FRUITS.—FRUCTUS.

The fruit is the ripened ovary of a flower, and consists of the pericarp or fruit-integuments inclosing one or more seeds. The outer layer of the pericarp is called epicarp or exocarp, the inner layer endocarp. A middle layer, the mesocarp or sarcocarp, is present in many, particularly the fleshy, fruits. Fruits are crowned with

the style or its remnants, or are marked with a scar where the style had been attached; a second scar is found at the base of the fruit, where it had been connected with the foot-stalk or attached to the floral axis.

With few exceptions, the officinal fruits consist of fructified simple pistils; the exceptions are two aggregate fruits (staranise and raspberry), composed of several carpels belonging to one flower; one anthocarpous fruit (rose hip), composed of a fleshy receptacle inclosing several akenes; and a few collective fruits, produced by the aggregation of several or many flowers.

Classification.

Sect. 1. Collective fruits.

Berry-like, containing three seeds with oil-glands.

Juniperus.

Cylindrical spikes of numerous coalesced berry-like fruits; peppery.

Piper longum.

Oblong-conical spikes; fleshy, sweet, and acidulous.

Morus.

Glandular strobiles with akenes at the base of the leafy bracts.

Humulus.

Pear-shaped fleshy receptacle with numerous akenes upon the inner surface.

Ficus.

Sect. 2. Fruits of single flowers.

I. Pitcher-shaped fleshy receptacle containing akenes.

Rosa canina.

II. Small drupes and berries, about the size of pepper; superior.

Ten-celled, ten-seeded, with a dark purple juice.

Phytolacca.

Four-celled, four-seeded, with a convex inferior disk.

*Rhamnus
cathartica.*

One-celled, one-seeded, bright red, woolly. black, globular, pericarp prolonged into a stalk.

*Rhus glabra.
Cubeba.*

- unstalked, the undeveloped embryo in a central cavity. Piper nigrum.
 whitish, globular, veined, not hollow. Piper album.
- III. Inferior drupaceous fruits.
 Globular, brown, two-celled, two-seeded. Pimenta.
 Oval-oblong, dark brown, two-celled, each cell with one or two seeds. Caryophylli fructus.
- IV. Superior drupes.
 Roundish-reniform, blackish, seed semi-lunar, bitter. Cocculus.
 Flattish-reniform, brown, nut-like, sarcocarp caustic. Anacardium occidentale.
 Flattish-ovate, blackish, nut-like, sarcocarp caustic. Anacardium orientale.
 Somewhat five-angled, orange- or blackish-brown, very astringent. Myrobalanus.
 Oblong, dark blue, glaucous, sweet. Prunum.
 Hemispherical, red, finely hairy, composed of many small drupes. Rubus idæus.
- V. Superior berries.
 Globular, acidulous, sweet, few-seeded. Uva passa.
 six-celled, six-seeded, very astringent. Diospyros.
 ten-celled, many-seeded, very aromatic. Aurantium.
 twelve-celled, many-seeded, pulp hard, mucilaginous. Bela.
 Oval, with a nipple-shaped apex; pulp very acid. Limon.
 Oblong, two-celled, many-seeded, burningly acrid. Capsicum.
- VI. Inferior berries.
 Pulp white, spongy, separable into three many-seeded cells. Colocynth.
- VII. Capsular fruits, superior.
 Cylindrical, with numerous transverse partitions containing a sweet pulp. Cassia fistula.
 Broadly linear; internally fleshy, sweet. Ceratonia.
 Subglobose; stigmas sessile, radiating; seeds numerous, parietal. Papaver.
 Small utricle; seed lenticular, black, glossy. Chenopodium.
 Capsules 3, two-valved; seeds 1 or 2, black. Xanthoxylum.
 Follicles 8, stellate, one-seeded, aromatic. Illicium.

VIII. Capsular fruits, inferior.

Triangular-ovate, three-celled; pericarp dry, tasteless; seeds spicy.

Cardamomum.

Long-linear, subtriangular, fleshy, one-celled, many-seeded, aromatic.

Vanilla.

IX. Akenes.

Grayish-yellow, grooved; pericarp and testa coalesced.

Hordei fructus.

Brown-gray and black, roughish, somewhat curved.

Lappæ fructus.

glossy, straight; the oblique apex margined.

Silybum.

X. Cremocarps; fruits of umbelliferæ.

Cœlospermous, globular, 2 vittæ in each mericarp.

Coriandrum.

Campylospermous, ovate, laterally compressed, vittæ none.

Conium.

Orthospermous, ovate, laterally compressed, hairy, each mericarp about 15 vittæ.

Anisum.

ovate, laterally compressed, smooth, each mericarp 12 vittæ.

Apium.

ovate, laterally compressed, smooth, each mericarp 6 vittæ.

Petroselinum.

oblongterete, smooth, each mericarp 6 vittæ, ribs obtuse, prominent.

Fœniculum.

ribs obtuse, thin.

Phellandrium.

oblong, laterally compressed, each mericarp 6 vittæ, ribs 9, rough.

Cuminum.

ribs 5, smooth.

Carum.

oblong, dorsally compressed, each mericarp 6 vittæ, ribs 5, smooth.

Anethum.

ribs 9, bristly.

Carota.

XI. Parts of fruits.

Pericarp leathery, glandular, orange-colored. yellow.

Aurantii cortex.

very hard, with adhering mucilaginous pulp.

Limonis cortex

Bela

(see Fruits).

brittle, brown, crowned with calyx.

Granati fructus cortex.

Pulp acidulous, red-brown, with flat, subquadrangular, glossy seeds.

Tamarindus.

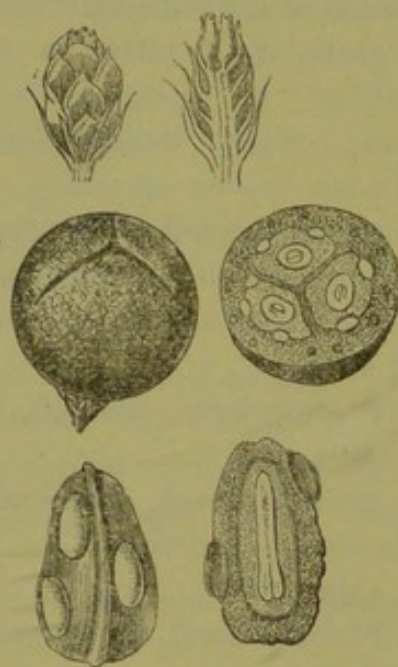
JUNIPERUS.—JUNIPER.

Origin.—*Juniperus communis*, *Linné*. *Natural order*, Coniferæ, Cupresseæ.

Habitat.—Northern hemisphere.

Description.—Nearly globular, about 8 millimeters ($\frac{1}{3}$ inch) in diameter; dark purplish, with a bluish-gray

Fig. 176.



Juniperus.—Fertile catkin and longitudinal section. Galbulus, and transverse section. Seed, and longitudinal section.

bloom, at the apex with a three-rayed furrow; internally pulpy, greenish-brown, with oil cells and containing three ovate somewhat triangular bony seeds with several large oil glands on the surface; odor aromatic; taste sweet, balsamic, bitterish, and slightly acrid.

The pulpy portion is produced from the coalesced three scales forming the upper whorl of the pistillate catkin. The galbulus ripens in the second year.

Constituents.—Volatile oil $\frac{1}{2}$ to $2\frac{1}{2}$ per cent., sugar 15 to 30 per cent., resins 10 per cent., yellowish juniperin, wax, fat, mucilage, etc. Oil of juniper berries is colorless, of about the specific gravity 0.88, levogyre, slightly soluble in 80 per cent. alcohol, fulminates with iodine, and has the composition $C_{10}H_{16}$.

Properties.—Stimulant, diuretic, externally used as an anodyne. *Dose*, 1 to 4 grams (gr. xv– \mathfrak{z} j), in infusion, the concentrated juice, distilled water and spirit, etc.

PIPER LONGUM.—LONG PEPPER.

Origin.—1. Piper (Chavica, *Miquel*) officinarum, *De Candolle*, and, 2. Piper longum, *Linné* (Chavica Roxburghii, *Miquel*). *Natural order*, Piperaceæ.

Habitat.—1. Java and other East Indian islands; 2. Bengal and Philippine islands.

Description.—Spikes of the coalesced, immature, but full-grown fruit, about 35 millimeters ($1\frac{3}{8}$ inch) long, and 5 millimeters ($\frac{1}{5}$ inch) thick, cylindrical, uneven, dusty, blackish-gray; the numerous fruits spirally arranged, each crowned with remnant of style; odor and taste like black pepper. Bengal long pepper is darker colored and shorter, 20 to 25 millimeters ($\frac{4}{5}$ to 1 inch) long.

Constituents, Properties, and Uses.—Same as those of black pepper.

MORUS.—MULBERRY.

Origin.—Morus rubra, *Linné*. *Natural order*, Urticaceæ, Artocarpeæ.

Habitat.—United States, in woods.

Description.—Dense spikes of the coalesced perianths, inclosing the lenticular nutlets; oblong-conical, about 25

millimeters (1 inch) long, dark purple, fleshy and juicy, each fruit crowned with two filiform styles; juice deep purplish-red, sweet and acidulous.

Morus nigra, *Linné*, has a shorter ovate or oblong fruit, resembling the preceding. The fruit of *Morus alba*, *Linné*, is white, reddish, or blackish, sweet, scarcely acidulous.

Constituents.—Sugar, pectin, citrates, malates, etc.

Properties.—Refrigerant; used for flavoring mixtures.

HUMULUS.—Hops.

Origin.—*Humulus Lupulus*, *Linné*. *Natural order*, Urticaceæ, Cannabineæ.

Habitat.—Northern temperate zone; cultivated.

Description.—Ovate, about 3 centimeters ($1\frac{1}{4}$ inch) long, consisting of a thin, hairy, undulated axis, and many obliquely ovate membranous greenish scales, which are in the upper part reticulately veined, and towards the base parallel-veined, glandular, and surrounding a subglobular akene; odor aromatic; taste bitter, aromatic, and slightly astringent.

Constituents.—Volatile oil 0.8 per cent., resin 9–18, tannin 3–4, ash 7–10 per cent. The aromatic and bitter virtues reside in the glands. (See *Lupulinum*.)

Properties.—Tonic, sedative, anodyne. *Dose*, 2 to 20 grams (3ss–v), in infusion or tincture; externally as fomentation and poultice.

FICUS.—FIG.

Origin.—Ficus Carica, *Linné*. *Natural order*, Urticaceæ, *Artocarpeæ*.

Habitat.—Western Asia; cultivated in subtropical countries.

Description.—Compressed, of irregular shape, fleshy, covered with an efflorescence of sugar, of a sweet fruity odor and very sweet mucilaginous taste. When softened

Fig. 177.



Ficus Carica, *Linné*.—*a*. Section of fig. *b*. Staminate, *c*. Pistillate flowers.

in water, figs are pear-shaped, with a scar or short stalk at base, and a small scaly orifice at apex; hollow internally, the inner surface covered with numerous yellowish,

hard, akenes. They consist of the fleshy receptacle, which in the unripe state contains an acrid milk-juice.

Constituents.—Akenes and cellular tissue 15, water 16, sugar 62 per cent., gum, fat, and salts.

Properties.—Demulcent, laxative; used internally as dietetic; externally as poultice.

ROSA CANINA.—HIPS.

Cynosbata.

Origin.—*Rosa canina*, Linné. *Natural order*, Rosaceæ, Roseæ.

Habitat.—Europe.

Description.—Pitcher-shaped, about 2 centimeters ($\frac{4}{5}$ inch) long, bright red, glossy, fleshy, inner surface bristly, nearly inodorous, and of a sweetish, acidulous, somewhat astringent taste. Hips consist of the receptacle (or calyx-tube), are crowned with the five sepals or their remnants, and inclose a number of brown hairy akenes. For medicinal use the akenes and hairs are removed.

Constituents.—Malic acid 7–8, citric acid 2–3, sugar 30, gum 25 per cent., tannin a trace, etc.

Properties.—Refrigerant, mild astringent, diuretic; used as a dietetic and as an excipient in the form of confection.

PHYTOLACCÆ BACCA.—POKEBERRY.

Origin.—*Phytolacca decandra*, Linné. *Natural order*, Phytolaccaceæ.

Habitat.—North America; naturalized in Europe.

Description.—Depressed globular, dark purple, compound berry about 8 millimeters ($\frac{1}{3}$ inch) in diameter,

composed of 10 carpels, each containing one lenticular black seed; juice purplish-red; inodorous, sweet, slightly acrid.

Constituents.—Sugar, gum, coloring matter, turned yellow by alkalies and bleached by sunlight.

Properties.—Alterative, laxative, emetic. *Dose*, 0.5 to 1 gram (gr. viij–xv), in infusion, or the expressed juice in dose of half to one teaspoonful.

RHAMNUS CATHARTICA.—BUCKTHORN.

Origin.—Rhamnus (Cervispina, *Moench*) cathartica, *Linné*. *Natural order*, Rhamnaceæ.

Habitat.—Europe and Northern Asia; naturalized in North America.

Description.—Globular, and, after drying, deeply wrinkled, about 5 millimeters ($\frac{1}{5}$ inch) in diameter, green-brown or black, at the base with a convex disk, fleshy, with a brownish-green juice; endocarp parchment-like, four-celled, and four-seeded; the seeds dark brown, triangular-convex, furrowed on the back; odor slight, unpleasant; taste disagreeable, bitter, and acrid.

Constituents.—Rhamnocathartin (amorphous, yellowish), rhamnin (yellowish granules, tasteless, olive-green by ferric salts), sugar, gum, tannin, etc.

Properties.—Cathartic; the expressed juice made into syrup in doses of 10 to 20 grams (fʒij–iv). The juice treated with lime or alumina yields sap-green.

Allied drugs.—French berries from Rhamnus infectoria, *Linné*, and Persian berries from Rhamnus saxatilis, *Linné*, and other species of Rhamnus are collected unripe, resemble buckthorn berries, but are less wrinkled, internally yellowish, from two- to four-seeded, contain chrysorhamnin and rhamnnoxanthin, and are employed for dyeing yellow.

RHUS GLABRA.—SUMACH.

Origin.—*Rhus glabra*, *Linné*. *Natural order*, Anacardiaceæ.

Habitat.—North America, in barren soil.

Description.—Subglobular, about 3 millimeters ($\frac{1}{8}$ inch) in diameter, drupaceous, crimson, densely hairy, containing a roundish-oblong, smooth putamen; inodorous; taste acidulous.

Constituents.—Acid calcium and potassium malates, tannin, coloring matter, etc.

Properties.—Refrigerant, diuretic, astringent; used mostly as gargle in decoction or fluid extract.

CUBEBA.—CUBEB.

Origin.—*Cubeba officinalis*, *Miquel*. *Natural order*, Piperaceæ.

Habitat.—Java; cultivated.

Description.—Collected unripe. Globular, about 4 millimeters ($\frac{1}{6}$ inch) in diameter, contracted at the base into a stipe about 8 millimeters ($\frac{1}{3}$ inch) long, reticulately wrinkled, blackish-gray, the mesocarp with numerous oil cells; internally whitish and hollow, containing a partly developed depressed globular seed; odor strong spicy; taste pungently aromatic.

Cubeb should not be mixed with the nearly inodorous rachis or stalks.

Allied fruits.—*Cubeba Lowong*, *Miquel*, and *C. Wallichii*, *Miquel*. Closely resembling cubeb.

Cubeba canina, *Miquel*. The stipe is half the length of the globular portion.

Cubeba crassipes, *Miquel*. Fruit larger than cubeb; pedicel stout and flattish; odor agreeable; taste bitter.

Constituents.—Volatile oil 5 to 15 per cent., resin 3 per cent., cubebic acid 1 to 3 per cent., cubebin, fat, wax, etc. Oil of cubeb is colorless, of spec. grav. 0.92, not freely soluble in 80 per cent. alcohol, levogyre, not fulminating with iodine, of composition $C_{30}H_{48}$, colored red by warm H_2SO_4 . Cubeb resin is amorphous, not precipitated by alcoholic solution of lead acetate. Cubebic acid is more readily soluble in simple solvents, is precipitated by lead acetate, amorphous, some of its salts crystalline. Cubebin is white, pearly, crystalline, tasteless. The three last mentioned compounds are colored red by sulphuric acid.

Properties.—Stimulant, local irritant, carminative (volatile oil), diuretic (resin and cubebic acid). *Dose*, 1 to 8 grams (gr. xv– \mathfrak{z} ij), in powder, fluid extract, or oleoresin.

reactions of cubebin, Ph. Zeits. 1886, p. 377. alkaloid-like reactions Archiv. 1887, p. 531.

PIPER.—BLACK PEPPER.

Origin.—*Piper nigrum*, *Linné*. *Natural order*, Piperaceæ.

Habitat.—India; cultivated in the tropics.

Description.—Collected unripe. Globular, about 4 millimeters ($\frac{1}{8}$ inch) in diameter, reticulately wrinkled, brownish-black or grayish-black, the mesocarp with scattered oil cells; internally lighter, hollow, with an undeveloped embryo; aromatic and of a spicy hot taste.

Constituents.—Volatile oil 1 to 2 per cent., piperine, $C_{17}H_{19}NO_3$, pungent resin (soluble in alkalies, alcohol, and ether), fat, ash 5 per cent. Volatile oil of pepper

is colorless, not pungent, of composition $C_{10}H_{16}$. Commercial oil of black pepper (so called) contains the pungent resin and fat, and is obtained as a by-product in the preparation of piperine. The latter is in colorless or yellowish prisms, inodorous, of a slowly developed peppery taste, colored blood-red by H_2SO_4 , and by alcoholic solution of alkalies decomposed into piperic acid, $C_{12}H_{10}O_4$, and piperidine, $C_5H_{11}N$, of an ammoniacal and peppery odor.

Properties.—Stimulant, irritant, tonic, febrifuge.
Dose, 0.3 to 1.5 gram (gr. v–xxij), in powder, confection, or oleoresin.

Volatile oil of black pepper. Archiv, 1887, p. 575.

PIPER ALBUM.—WHITE PEPPER.

Origin.—*Piper nigrum*, Linné (see above); the ripe fruit deprived of epicarp and mesocarp.

Description.—Globular, smooth, with ten or twelve veins from base to apex, whitish, and, after the removal of the endocarp, reddish-brown; under the testa an albuminous seed; odor and taste pepper-like, less pungent.

Constituents and Properties.—Same as black pepper.

PIMENTA.—PIMENTO.

Semen amomi.—Allspice.

Origin.—*Eugenia Pimenta*, De Candolle. *Natural order*, Myrtaceæ.

Habitat.—Tropical America; cultivated.

Description.—Nearly globular, about 6 millimeters ($\frac{1}{4}$ inch) in diameter, crowned with the short four-parted calyx limb or its remnants and a short style, brownish or brown-gray, granular and glandular, two-celled, each cell with one brown, plano-convex, roundish-reniform seed; pungently aromatic, clove-like.

Constituents.—Volatile oil 3 to 4 per cent., resin, fat, tannin, sugar, gum, etc. Oil of pimento has the spec. grav. 1.0374, and contains a hydrocarbon and eugenol.

Properties.—Stomachic, stimulant, carminative. *Dose*, 0.5 to 2 grams (gr. viij-xxx), in powder.

CARYOPHYLLI FRUCTUS.—MOTHER-CLOVE. ANTHOPHYLLI.

Origin.—*Eugenia caryophyllata*, *Thunberg*, s. *Caryophyllus aromaticus*, *Linné*.
Natural order, Myrtaceæ.

Habitat.—Molucca Islands; cultivated in the tropics.

Description.—Collected while unripe; oval-oblong, about 20 millimeters ($\frac{4}{5}$ inch) long, crowned with four calyx teeth, dark brown, two-celled, each cell with one or two seeds; odor and taste clove-like, mild.

Constituents and Properties.—Similar to cloves.

Fig. 178.



Caryophylli
fructus.

COCCULUS.—COCCULUS INDICUS. FISHBERRY.

Origin.—*Anamirta Cocculus*, *Wight et Arnott*, s. *An. paniculata*, *Colebrook*. *Natural order*, Menispermaceæ.

Habitat.—East India.

Description.—Globular kidney-shaped, about 10 millimeters ($\frac{2}{5}$ inch) long and 6 millimeters ($\frac{1}{4}$ inch) thick, blackish-brown, wrinkled, the basal and apical scars close

Fig. 179.



Cocculus.—Fruit and longitudinal section.

together and united by an obscure ridge around the convex side; endocarp whitish, thin, on the concave side projecting deeply into the interior; seed semilunar, oily, very bitter.

Constituents.—The pericarp contains menispermine (soluble in ether) and paramenispermine, two tasteless alkaloids, hypopicrotoxic acid, resin, fat, gum, etc. The seed contains picrotoxin, $C_9H_{10}O_4$, bitter, poisonous, by fractional crystallization from benzol and water separated into picrotoxinin, $C_{15}H_{16}O_6$ (32 per cent., poisonous), and picrotin, $C_{25}H_{30}O_{12}$ (66 per cent., not poisonous), and anamirtin or cocculin, $C_{19}H_{24}O_{10}$ (2 per cent., not bitter or poisonous).

Properties.—Nervine, sedative. *Dose*, 0.1 to 0.2 gram (gr. jss–ijj), in powder, of picrotoxin 0.001 gram ($\frac{1}{64}$ grain); externally in decoction for killing vermin.

ANACARDIUM.—CASHEW NUT.

Origin.—*Anacardium occidentale*, Linné. *Natural order*, Anacardiaceæ.

Habitat.—Tropical America; naturalized in Africa and India.

Description.—Kidney-shaped, about 25 millimeters (1 inch) long, 18 millimeters ($\frac{3}{4}$ inch) broad, and 10 millimeters ($\frac{2}{5}$ inch) thick, gray-brown; between the brittle epicarp and endocarp a soft sarcocarp containing a black acrid juice; seed large white, of a mild oily taste.

Constituents.—In the pericarp cardol, $C_{21}H_{30}O$ (oily, very acrid), anacardic acid (hot taste, not vesicating), resin, tannin, gum, etc.; in the seed a bland fixed oil.

Properties and Uses.—The pericarp as a rubefacient, epispastic, and caustic; the seed is edible, likewise the fleshy and acidulous pedicel.

SEMECARPUS.—ANACARDIUM ORIENTALE.
ORIENTAL CASHEW NUT.

Origin.—Semecarpus Anacardium, *Linné filius*.
Natural order, Anacardiaceæ.

Habitat.—East India.

Description.—Ovate heart-shaped, flattish, about 20 millimeters ($\frac{4}{5}$ inch) long, blackish-brown, in the pericarp with a brown acrid juice; seed white, mild, oily.

Constituents and Properties.—Like the preceding.

MYROBALANUS.—MYROBALAN.

Origin.—Terminalia Chebula, *Retzius*; T. bellerica, *Roxburgh*; T. citrina, *Roxburgh*, etc. *Natural order*, Combretaceæ.

Habitat.—Southern Asia.

Description.—Oblong, roundish-oval or pyriform, 3 to 5 centimeters (1 to 2 inches) long, more or less distinctly five-angled and five-ribbed, brown or orange-colored; sarcocarp of a somewhat resinous fracture; endocarp hard, resinous-dotted, containing a white oily seed; inodorous, strongly astringent.

Constituents.—Gallotannic acid about 45 per cent., gallic acid, resin, mucilage.

Properties.—Astringent; used for tanning purposes and for preparing tannin.

PRUNUM.—PRUNE.

Origin.—*Prunus domestica*, *Linné*. *Natural order*, Rosaceæ, Amygdaleæ.

Habitat.—Western Asia; cultivated in many varieties.

Description.—Oblong or subglobular, shrivelled, blackish-blue, glaucous, the sarcocarp brownish-yellow, sweet and acidulous; putamen hard, smooth or irregularly ridged; the seed almond-like, but smaller, and of a bitter taste. For medicinal use the putamen and seed are rejected.

Constituents.—In the sarcocarp sugar 12 to 25 per cent., pectin, malic acid, salts; in the seed fixed oil, amygdalin, emulsin.

Properties.—The sarcocarp is nutritious and laxative; used as a corrective for senna in decoction and confection.

RUBUS IDÆUS.—RASPBERRY.

Origin.—*Rubus Idæus*, *Linné*. *Natural order*, Rosaceæ, Dryadeæ.

Habitat.—Europe and Asia; cultivated.

Description.—Hemispherical, about 1 centimeter ($\frac{2}{5}$ inch) broad, with a conical cavity from the separation of the receptacle; red, finely hairy, composed of about 25 small drupes, which are coalesced at the base and crowned with the remnant of the style; juicy, of an agreeable odor, and a pleasant acidulous taste. The fruit is used in the fresh state only.

Rubus strigosus, *Michaux*, indigenous to North America, closely resembles the preceding; the color of the fruit is a lighter red.

Rubus occidentalis, *Linné*, indigenous to North America, has a purplish-black fruit.

The blackberries, *Rubus villosus*, *Aiton*, etc., have the fruit united with the receptacle.

Constituents.—Volatile oil a trace, citric and malic acids, pectin, glucose, coloring matter.

Properties.—Refrigerant, mild laxative, dietetic.

UVA PASSA.—RAISIN.

Origin.—*Vitis vinifera*, *Linné*. *Natural order*, Vitaceæ.

Habitat.—Western Asia; extensively cultivated in Southern Europe.

Description.—Shrivelled and flattened, in the fresh state globular, one-celled berries, brownish, somewhat translucent, sweet, and acidulous.

Raisins should be freed from the stalks and seeds.

Varieties.—Large raisins, *Passulæ majores*, produced in Spain, Italy, and Asia Minor; the Sultana raisins are seedless.

Small raisins, *Passulæ minores* or Corinthian raisins (often called currants), are chiefly exported from Greece.

Constituents.—In the epicarp tannin and coloring matter; in the pulp grape sugar, acid potassium tartrate, calcium tartrate, little malic acid, mucilage, etc.

Properties.—Nutritive, demulcent, refrigerant, aperient; used as a corrective and flavor of mucilaginous and bitter drinks, etc.

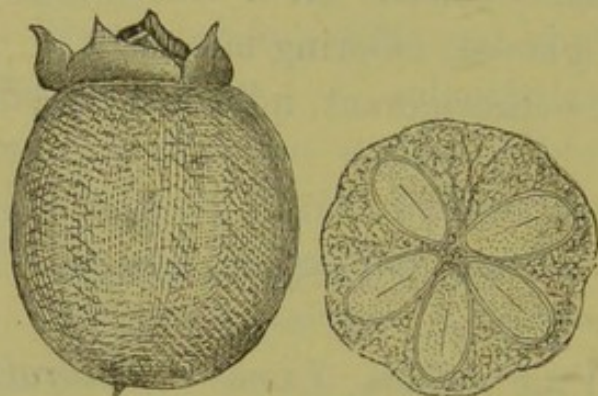
DIOSPYROS.—PERSIMMON.

Origin.—*Diospyros virginiana*, *Linné*. *Natural order*, Ebenaceæ.

Habitat.—United States, in low grounds and woods.

Description.—Globular or globular-oblong, about 25 millimeters (1 inch) long, green, smooth, at the base with the four-lobed calyx, at the apex with a short remnant

Fig. 180.



Diospyros.—Fruit and transverse section, natural size.

of the style, six-celled and six-seeded; odor slight, fruit-like; taste very astringent. After exposure to frost the taste is acidulous and sweet.

Constituents.—Tannin, malic acid, pectin.

Properties.—Astringent. *Dose*, 1 to 4 grams (gr. xv– \mathfrak{z} j), in infusion or tincture.

AURANTII FRUCTUS.—BITTER ORANGE.

Origin.—*Citrus vulgaris*, *Risso*. *Natural order*, Aurantiaceæ.

Habitat.—Northern India; cultivated and naturalized in subtropical countries.

Description.—1. Orange berries, *Aurantia immatura*; the unripe fruit; globular or subglobular, 3 to 20 millimeters ($\frac{1}{8}$ to $\frac{4}{5}$ inch) in diameter, black-green or brownish, rugose, at the base with about ten round depressions forming a circular scar; at the apex with a short remnant of the style; hard, containing 8 to 12 cells, each with several undeveloped seeds; agreeably aromatic, very bitter.

2. Bitter orange, *Aurantii fructus*; the ripe fruit; of the size and shape of a sweet orange, but externally rougher, orange-red, the juice acidulous and bitter.

Constituents.—Volatile oil, hesperidin (bitter, crystalline, glucoside, yellow by alkalies), resin, fat, gum, etc.; in the juice citric acid. The volatile oil of orange berries was formerly sold as essence de petit grain (now often made of the leaves), and is mainly hesperidene, $C_{10}H_{16}$, like the oil of bitter orange, which is obtained by grating the epicarp.

Properties.—Stimulant, stomachic, tonic. *Dose*, 1 to 2 grams (gr. xv–xxx), in tincture or wine. The juice of the ripe fruit is also refrigerant.

BELA.—BAEL. BENGAL QUINCE.

Origin.—*Aegle* (*Crataeva*, *Linné*) *Marmelos*, *Correa*.
Natural order, *Aurantiaceæ*.

Habitat.—Himalaya Mountains; cultivated in India.

Description.—Collected while unripe. Globular or subglobose, 5 to 10 centimeters (2 to 4 inches) in diameter, twelve-celled; in commerce often in fragments, consisting of a brownish-gray, smooth, hard rind, 2 or 3 millimeters ($\frac{1}{12}$ to $\frac{1}{8}$ inch) thick, to which a hard mucilaginous, somewhat acidulous, red-brown and internally whitish pulp is adhering, inclosing oblong flat woolly seeds; inodorous, slightly astringent; the infusion scarcely affected by iron salts.

Constituents.—Mucilage, pectin, sugar, and little tannin, bitter principle, and volatile oil.

Properties.—Mild astringent. *Dose*, 1 to 3 grams (gr. xv–xlv), in infusion or fluid extract.

LIMON.—LEMON.

Origin.—Citrus Limonum, *Risso*. *Natural order*, Aurantiaceæ.

Habitat.—India; cultivated in subtropical countries.

Description.—Used in the fresh state. Oval or obovate, with a nipple-shaped apex, about 75 millimeters (3 inches) long, yellow, nearly smooth, but ruggedly glandular; internally divided into from 8 to 12 cells, each with 2 or 3 seeds and containing an acid juice; the rind fragrant and somewhat bitter (see Limonis cortex).

Constituents.—Yield of juice 20 to 30 grams (5v-vijss); spec. grav. about 1.04; yellowish; contains 7 to 9 per cent. of citric acid, a little malic acid, and mucilage, and yields not over $\frac{1}{2}$ per cent. of ash. On keeping lemons for several months, the citric acid is decomposed into sugar and carbonic acid.

Properties.—Refrigerant. *Dose*, 8 to 20 grams (3ij-v), diluted with water and as syrup.

CAPSICUM.—CAYENNE PEPPER, BIRD PEPPER.

Origin.—Capsicum fastigiatum, *Blume*. *Natural order*, Solanaceæ.

Habitat.—Probably tropical America; cultivated.

Description.—Conical, from 12 to 18 millimeters ($\frac{1}{2}$ to $\frac{3}{4}$ inch) long, supported by a flattish, cup-shaped, five-toothed calyx, with a red, shining, membranous, and translucent pericarp, inclosing two cells, and containing flat, reniform, yellowish seeds attached to a thick central

placenta. It has a peculiar odor and an intensely hot taste.

The fruit of *Capsicum annuum*, *Linné*, is larger, 5 to 8 centimeters (2 to 3¼ inches) long, conical, sometimes curved or subglobular; the fruit of *C. cerasiforme*, *Willdenow*, is of the size and shape of a cherry.

Constituents.—Capsaicin, $C_9H_{14}O_2$, fixed oil, trace of volatile oil, waxy matter, resin, coloring matter, trace of volatile alkaloid having the odor of coniine. Capsaicin is crystalline, colorless, fusible, volatile, extremely acrid, soluble in alcohol, ether, benzol, and fixed oils.

Properties.—Stimulant, stomachic, powerful rubefacient. *Dose*, 0.1 to 0.5 gram (gr. jss–viiij), in powder, infusion, tincture, or oleoresin; externally in liniments and plasters.

COLOCYNTHIS.—COLOCYNTH.

Origin.—*Citrullus* (*Cucumis*, *Linné*) *Colocynthis*, *Schrader*. *Natural order*, Cucurbitaceæ.

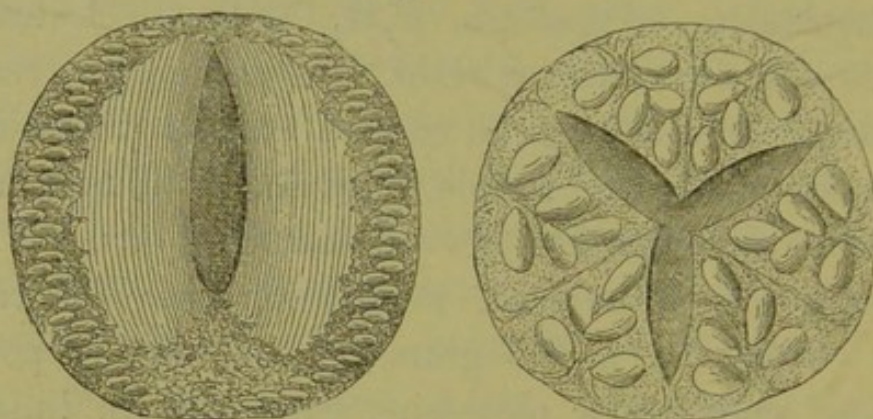
Habitat.—Southern and Western Asia and Northern Africa.

Description.—Deprived of the smooth, light brownish-yellow rind. Globular, 5 to 10 centimeters (2 to 4 inches) in diameter, white or yellowish-white, light, spongy, readily breaking into three wedge-shaped pieces, each containing near the rounded surface many flat, ovate, brown seeds; inodorous; taste intensely bitter.

The pulp alone (about 30 per cent. of the peeled fruit), deprived of the seeds, should be employed. Hard and dark colored colocynth should be rejected.

Constituents.—Colocynthin, resin, colocynthitin (tasteless crystalline resin), pectin, gum, 11 per cent. ash. Colocynthin is yellow, amorphous, or crystalline, soluble in water and alcohol, very bitter, and splits into sugar

Fig. 181.



Peeled Colocynth.—Longitudinal and transverse section.

and resinous colocynthein. The seeds contain little bitter principle, 17 per cent. of fixed oil, and 2.5 to 3 per cent. of ash.

Properties.—Drastic purgative, in overdoses emetic and irritant. *Dose*, 0.1 to 0.5 gram (gr. jss–viij), in powder, tincture, or extract.

CASSIA FISTULA.—PURGING CASSIA.

Origin.—Cassia (*Cathartocarpus*, *Persoon*) *Fistula*, *Linné*. *Natural order*, Leguminosæ, Cæsalpinieæ.

Habitat.—East India; naturalized in tropical Africa and America.

Description.—Cylindrical, 43 to 60 centimeters (18 to 24 inches) long, nearly 25 millimeters (1 inch) in

diameter; pericarp blackish-brown, woody, somewhat veined, the sutures smooth, forming two longitudinal bands, the ventral band with a shallow groove, and the dorsal one with a fine ridge; indehiscent; internally divided transversely into numerous cells, each containing an ovate, flattish-glossy seed imbedded in a blackish-brown sweet pulp; odor resembling prunes.

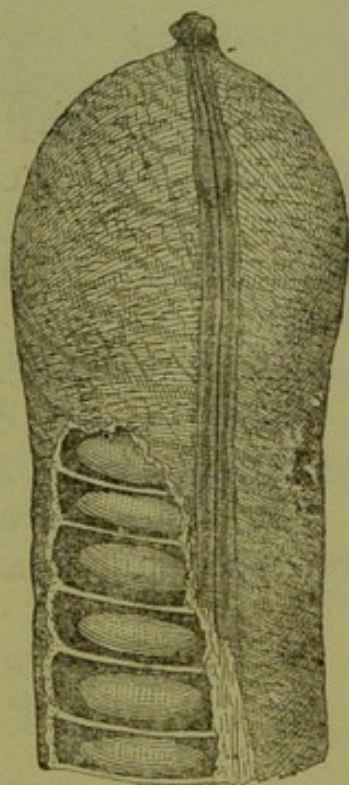
Other Varieties.—*Cassia moschata*, *Kunth*, of New Granada, perhaps also *C. baccularis*, *Linné filius*, of Surinam. 30 to 50 centimeters (12 to 20 inches) long, about 12 millimeters ($\frac{1}{2}$ inch) thick; often curved; the pericarp and pulp of a lighter color than in *Cassia Fistula*.

Cassia brasiliensis, *Lamarck*, s. *C. grandis*, *Linné filius*, of Brazil. 60 centimeters (24 inches) or more long, laterally compressed, about 38 millimeters ($1\frac{1}{2}$ inch) broad, black-brown, coarsely veined, the sutures prominent.

Constituents.—The pulp (yield about 30 per cent.) contains sugar 60 per cent., mucilage, pectin, albuminoids, salts (calcium oxalate).

Properties.—Laxative. *Dose*, 4 to 10 grams (5j-ijss); used for confection of senna.

Fig. 182.



Cassia fistula.—Part of pod, natural size.

CERATONIA.—ST. JOHN'S BREAD.

Siliqua dulcis.

Origin.—Ceratonia Siliqua, *Linné*. *Natural order*, Leguminosæ, Cæsalpinieæ.

Habitat.—Southern Europe.

Description.—Broadly linear, about 15 centimeters (6 inches) long, 2 centimeters ($\frac{4}{5}$ inch) broad, and 3 millimeters ($\frac{1}{8}$ inch) thick, flat, thickened on the edges; epicarp leathery, brown, glossy; sarcocarp red-brown, pulpy; internally divided transversely into from 6 to 12 cells, each containing an ovate, flattish, glossy seed.

Constituents.—Sugar 40 to 50 per cent., mucilage, pectin, albuminoids, butyric acid, little tannin.

Properties.—Demulcent, laxative; used as an addition to expectorant mixtures.

PAPAVER.—POPPY.

Origin.—Papaver somniferum, *Linné*. *Natural order*, Papaveraceæ.

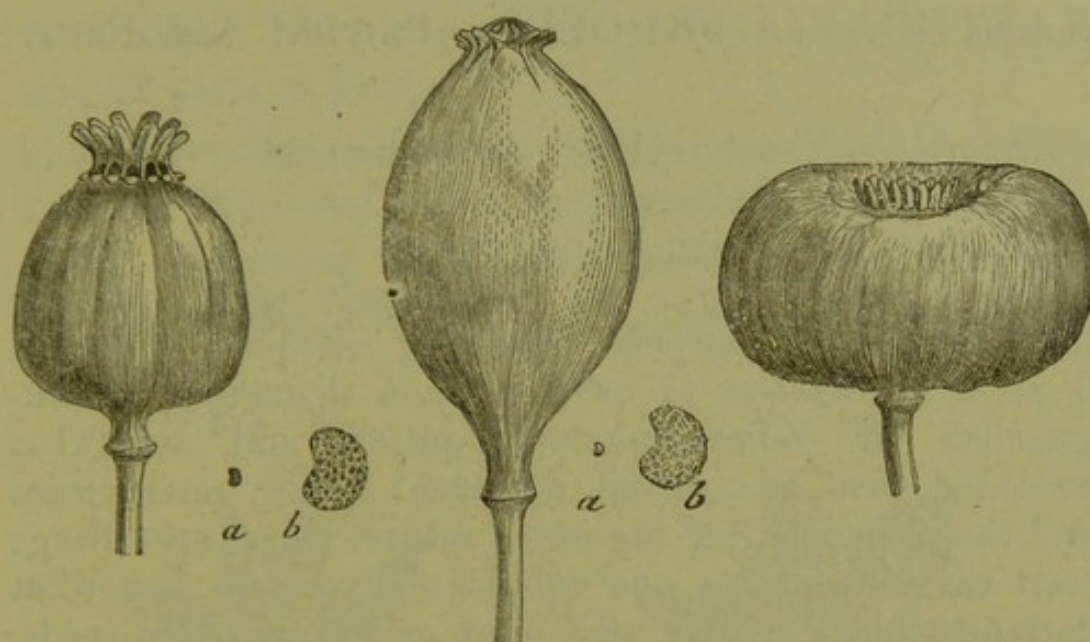
Habitat.—Western Asia; cultivated.

Description.—The capsules are collected when nearly ripe and freed from the seeds. Globular-ovate or ovate-oblong, crowned with the sessile, peltate, many rayed stigma, one-celled, but on the inner surface furnished with numerous vertical projecting placentas; of a slight odor and bitter taste.

Constituents.—Alkaloids in variable proportion, from traces to 0.10, occasionally as much as 2 per cent., consisting of morphine, narcotine, rhœadine, narceine, codeine, and papaverosine; little meconic acid; citric and tartaric acids, mucilage, wax, ash about 14 per cent.

Properties.—Anodyne, hypnotic, sedative. *Dose*, 1 to 2 grams (gr. xv–xxx), in decoction, syrup, and extract; externally as poultice.

Fig. 183.



Black.

White.

Depressed.

Poppy capsules and seeds (*a*, natural size; *b*, magnified).

CHENOPODIUM.—WORMSEED.

Origin.—*Chenopodium ambrosioides*, Linné, var. *anthelminticum*, Gray. *Natural order*, Chenopodiaceæ.

Habitat.—West Indies and Central America; naturalized in the United States.

Description.—Nearly 2 millimeters ($\frac{1}{12}$ inch) in diameter, depressed globular, glandular, dull greenish or brownish, the integuments friable, containing a lenticular, obtusely-edged, glossy, black seed, with a strongly curved embryo; odor peculiar, somewhat terebinthinate; taste bitterish pungent.

Constituents.—Volatile oil, spec. grav. 0.91, consists of $C_{10}H_{16}$ and $C_{10}H_{16}O$.

Properties.—Anthelmintic. *Dose*, 1 to 3 grams (gr. xv–xlv), in powder or electuary; the volatile oil 5 to 10 or 15 drops.

XANTHOXYLI FRUCTUS.—PRICKLY ASH FRUIT.

Origin.—*Xanthoxylum carolinianum*, *Lambert*.
Natural order, Rutaceæ.

Habitat.—Southern United States.

Description.—Three or two carpels sessile on the thin receptacle; carpels somewhat obliquely globular, 5 or 6 millimeters ($\frac{1}{5}$ or $\frac{1}{6}$ inch) in diameter; brown-greenish or yellowish-brown, pitted and somewhat wrinkled, firm, two-valved, dehiscent by the inner suture and the upper half of the outer suture, valves spreading; each carpel contains one subglobular, or two somewhat flattened, black, glossy, and more or less wrinkled seeds, with a crustaceous testa inclosing a white fleshy albumen and embryo; odor somewhat aromatic; taste pleasantly pungent.

The fruit of *Xanthoxylum fraxineum*, *Willdenow*, resembles the preceding, but consists of 3 to 5 short-stalked capsules.

Constituents.—Resin, little volatile oil.

Properties.—Stimulant, tonic. *Dose*, 1 to 2 grams (gr. xv-xxx).

ILLICIUM.—STARANISE.

Origin.—*Illicium anisatum*, *Loureiro*. *Natural order*, Magnoliaceæ.

Habitat.—Southwestern China, Siam.

Description.—Eight follicles, stellately arranged around a central column about 5 millimeters ($\frac{1}{5}$ inch) long; carpels 12 to 15 millimeters ($\frac{1}{2}$ to $\frac{3}{8}$ inch) long, boat-shaped, somewhat woody, wrinkled, with a straight beak, brown, split along the upper suture; internally red-brown and glossy, containing a flattish, oval, glossy,

brown seed; odor anise-like; taste sweet, aromatic; the seeds oily. 100 parts of fruit yield 78 parts of capsules and 22 parts of seed.

Adulteration.—*Illicium religiosum*, *Siebold*, indigenous to China and Corea, cultivated in Japan. Shikimi fruit. Poisonous. The fruit resembles the preceding, but the carpels are more woody, shrivelled and wrinkled,

Fig. 184.


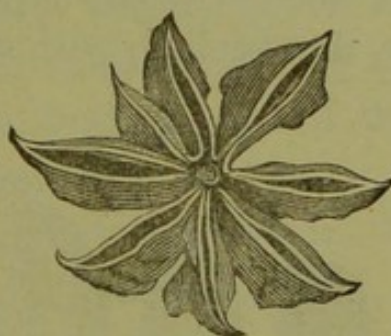
*Illicium anisatum.*

Fig. 185.

*Illicium religiosum.*

and have a thin beak, mostly turned upwards, a faintly aromatic, somewhat clove-like odor, and a disagreeable taste.

Constituents.—Volatile oil (from the capsules 5.3 per cent., from the seeds 1.8 per cent.), fat (from the capsules 2.8 per cent., from the seeds 20 per cent.), resin, etc. The volatile oil is chemically identical with the oil of *Pimpinella Anisum*, but has a slightly different odor and taste.

Shikimi fruit contains 0.44 per cent. of non-solidifying volatile oil, spec. grav. 1.006, and sikimin, the poisonous crystalline principle, soluble in alcohol, glacial acetic acid, ether, chloroform, and water.

Properties.—Carminative, anodyne, stimulant, diuretic. *Dose*, 0.5 to 1.5 gram (gr. viij–xxij); mostly used for flavoring.

CARDAMOMUM.—CARDAMOM.

Origin.—Elettaria (Alpinia, Roxburgh, Amomum, White) Cardamomum, Maton. *Natural order*, Zingiberaceæ.

Habitat.—Malabar; cultivated in other parts of India.

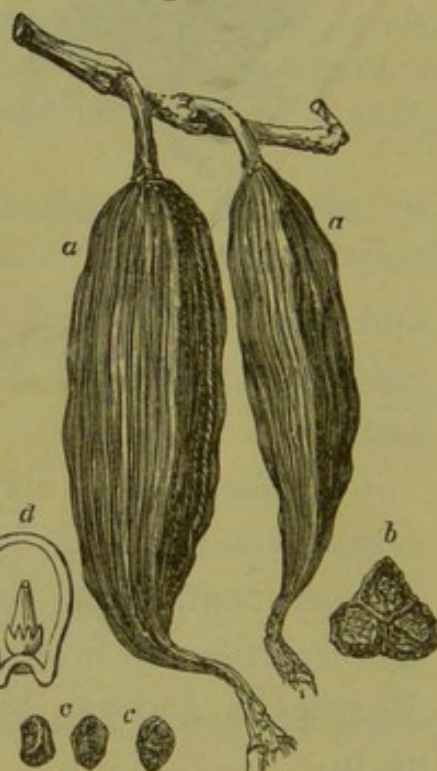
Description.—Ovoid or oblong, from 1 to 2 centimeters ($\frac{2}{5}$ to $\frac{4}{5}$ inch) long, obtusely triangular, rounded at the base, short-beaked, longitudinally striate, of a pale buff color, three-celled, with a thin, leathery, nearly tasteless

Fig. 186.



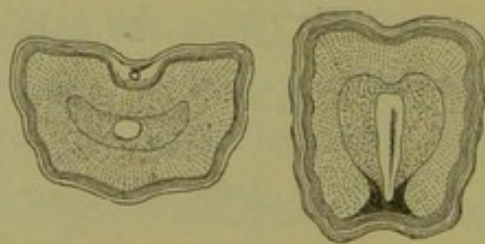
Malabar Cardamom.—*a*, short;
b, medium; *c*, long.

Fig. 187.



Ceylon Cardamom.—*a*, capsules;
b, transverse section of capsule;
c, seeds; *d*, section of seed with
embryo, magnified.

Fig. 188.



Cardamom seed.—Transverse
and longitudinal section, magnified
5 diam.

pericarp and a central placenta; seeds about 20, reddish-brown, angular, transversely rugose, depressed at the hilum, surrounded by a thin membranous arillus, of an agreeable odor, and a pungent aromatic taste; the in-

Description.—Collected before ripe; the aroma developed by sweating. Linear, obscurely triangular from 15 to 25 centimeters (6 to 10 inches) long, narrowed and bent or hooked at the base, rather oblique at the apex, wrinkled, somewhat warty, dark brown; glossy, leathery, one-celled, containing a blackish-brown fragrant pulp with numerous minute seeds and more or less acicular crystals.

Varieties.—Mexican Vanilla, the finest quality.

Bourbon Vanilla, rather shorter and lighter than the preceding, the odor suggestive of tonka.

Venezuelan Vanilla, about 10 centimeters (4 inches) long, thick; resembling tonka in odor; probably from vanilla guianensis, *Splitberger*.

Brazilian Vanilla, vanillon, from Vanilla Pompona, *Schiede*, longer and thicker than the preceding; of an inferior vanilla odor.

Constituents.—Vanillin, $C_8H_8O_3$ (1.7 per cent. in Mexican, 2 per cent. in Bourbon, and 2.75 in Java vanilla, in the last two associated with odorous oil), fixed oil 11 per cent., resin, sugar, mucilage, etc. Vanillin is the aldehyd of methyl-protocatechuic acid, and is prepared artificially from coniferin (in the sap-wood of pines), carbolic acid, eugenol, and benzoin.

Properties.—Carminative, stimulant, aphrodisiac, anti-hysterical. *Dose*, 0.3 to 2 grams (gr. v-xxx), in powder, tincture, or syrup.

Vanillin and coniferin have been found in Asparagus

HORDEI FRUCTUS.—BARLEY.

Origin.—Hordeum distichum, *Linné*. *Natural order*, Graminaceæ.

Habitat.—Probably Western Asia; cultivated.

Description.—Elliptic, about 9 millimeters ($\frac{3}{8}$ inch) long, tapering toward both ends, and somewhat truncate, flattish upon the back, somewhat angled on the sides, with a groove along the front, smooth and grayish-yellow from the adherent paleæ, after their removal pale brownish; pericarp coalesced with the testa, and inclosing a layer of gluten, covering the central parenchyme filled with starch; taste farinaceous.

Maltum. Malt is barley germinated until the thin germ reaches nearly the length of the fruit, then dried; taste sweetish.

Constituents.—Barley; starch 60–68, proteids 12–16, fat 3, ash 3 per cent., little sugar.

Malt: diastase, dextrin, sugar, starch, etc.

Properties.—Nutritious.

LAPPÆ FRUCTUS.—BURDOCK FRUIT.

Origin.—*Lappa officinalis*, *Allioni*. *Natural order*, Compositæ, Cynareæ.

Habitat.—Asia and Europe; naturalized in North America.

Description.—Obovate-oblong, about 6 millimeters ($\frac{1}{4}$ inch) long, somewhat curved and angled, roughish-wrinkled, brown-gray, the short stiff-hairy pappus wanting; inodorous, bitter.

The fruit of *Silybum marianum*, *Gærtner*, or Mary-thistle of Southern Europe, is of similar appearance, obovate, about 5 millimeters ($\frac{1}{5}$ inch) long, flattish, smooth, mucilaginous, and somewhat bitter.

Constituents.—Bitter principle, fixed oil.

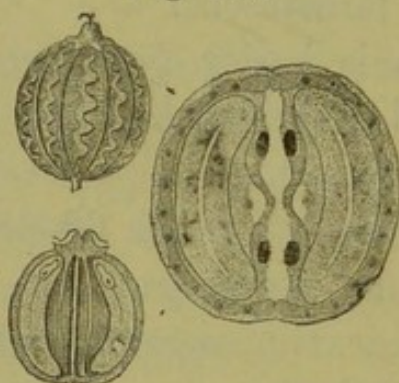
Properties.—Tonic, in psoriasis. *Dose*, 1 to 2 grams (gr. xv–xxx) in tincture.

CORIANDRUM.—CORIANDER.

Origin.—*Coriandrum sativum*, *Linné*. *Natural order*, Umbelliferae, Coelospermæ.

Habitat.—Central Asia and Southern Europe; cultivated.

Fig. 189.



Coriandrum.—Fruit and longitudinal section, magnified 3 diam.; transverse section, magnified 8 diam.

Description.—Globular, about 3 millimeters ($\frac{1}{8}$ inch) in diameter, crowned with the calyx teeth, brownish-yellow, with slight longitudinal ridges; the two mericarps cohering, inclosing a lenticular cavity, and each furnished on the face with two oil-tubes; odor and taste agreeably aromatic.

Constituents.—Volatile oil $\frac{1}{2}$ to 1 per cent., fat 13 per cent., mucilage, etc.

Properties.—Carminative, stimulant, stomachic. *Dose*, 0.5 to 2 grams (gr. viij–xxx).

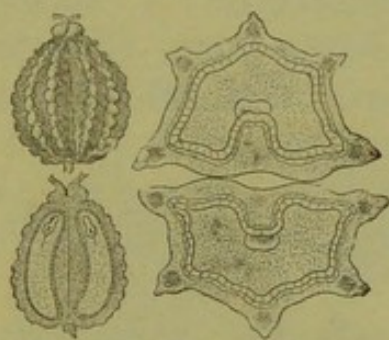
CONII FRUCTUS.—CONIUM FRUIT,
HEMLOCK FRUIT.

Origin.—*Conium maculatum*, *Linné*. *Natural order*, Umbelliferae, Campylospermæ.

Habitat.—Europe and Asia; naturalized in North America.

Description.—The fruit is gathered when full grown, while yet green. About 3 millimeters ($\frac{1}{8}$ inch) long, broadly ovate, laterally compressed, gray-green, smooth, often divided into the two mericarps, and these with five

Fig. 190.



Conium.—Fruit and longitudinal section, magnified 3 diam.;
transverse section, magnified 8 diam.

crenate ribs, without oil-tubes, and containing a seed which is grooved on the face; odor and taste slight; triturated with solution of potassa, a strong disagreeable odor is given off.

Constituents.—Conine, $C_8H_{17}N$, $\frac{1}{5}$ – $\frac{1}{2}$ per cent., methylconine, $C_8H_{16}CH_3N$, conhydrine, $C_8H_{17}NO$, little volatile oil, fixed oil. Conine is colorless, oily, of spec. grav. 0.88, volatile, of a disagreeable odor and an acrid taste, soluble in alcohol, ether, and water, less in hot water. Methylconine resembles conine. Conhydrine is in iridescent scales, melts at $120^\circ C.$ ($248^\circ F.$), and is less poisonous than conine.

Properties.—Sedative, narcotic. *Dose*, 0.1 to 0.3 gram (gr. jss–v); of conine, 0.005 gram (gr. $\frac{1}{12}$).

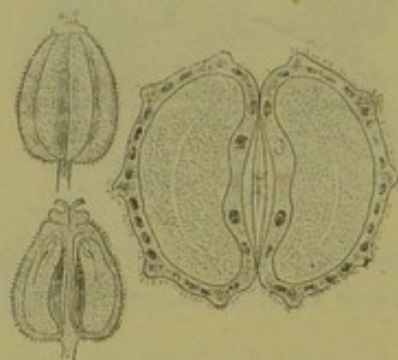
Conine, Synthesis, Ph. Zeit, 1886, p. 583.

ANISUM.—ANISE.

Origin.—*Pimpinella Anisum*, *Linné*. *Natural order*, Umbelliferae, Orthospermæ.

Habitat.—Western Asia, Egypt, Southeastern Europe; cultivated.

Fig. 191.



Anisum.—Fruit and longitudinal section, magnified 3 diam.; transverse section, magnified 8 diam.

Description.—Four or five millimeters ($\frac{1}{8}$ – $\frac{1}{5}$ inch) long, ovate, compressed at the sides, grayish, finely hairy, and consisting of two mericarps, each with a flat face, five light brownish filiform ridges, and about fifteen or more thin oil-tubes; odor agreeable, aromatic; taste sweet, spicy.

The fruit of conium is usually in separate mericarps, smooth, grooved upon the face, and has no oil-tubes.

Constituents.—Volatile oil $1\frac{1}{2}$ –3 per cent., fixed oil 3–4 per cent., sugar, mucilage, etc. Oil of anise is colorless or yellowish, of spec. grav. 0.97, congeals at about 10° C. (50° F.), and consists chiefly of anethol, $C_{10}H_{12}O$.

Properties.—Carminative, stimulant, stomachic. *Dose*, 0.5 to 2 grams (gr. viij–xxx), in powder, spirit, volatile oil.

APIUM.—CELERY FRUIT.

Origin.—*Apium graveolens*, *Linné*. *Natural order*, Umbelliferae, Orthospermæ.

Habitat.—Levant and Southern Europe; cultivated.

Description.—About 1 millimeter ($\frac{1}{25}$ inch) long, roundish-ovate, laterally compressed, brown, smooth, mostly divided into the two mericarps, and these with 5 filiform ribs, flat on the face, and containing about 12 oil-tubes; aromatic.

Constituents.—Volatile oil, spec. grav. 0.88, fixed oil, mucilage.

Properties.—Carminative, stimulant; used for flavoring.

PETROSELINUM.—PARSLEY FRUIT.

Origin.—*Petroselinum sativum*, *Hoffmann*. *Natural order*, Umbelliferae, Orthospermæ.

Habitat.—Levant, Southern Europe; extensively cultivated.

Description.—About 2 millimeters ($\frac{1}{12}$ inch) long, ovate, laterally compressed, greenish- or brownish-gray, smooth, mostly divided into the two mericarps, and these with 5 filiform pale-colored ribs, flat on the face, and containing 6 oil-tubes; aromatic.

Constituents.—Volatile oil $1\frac{1}{2}$ to 3 per cent., fixed oil 12 per cent., resin 5 per cent., apiin, apiol, mucilage. The crude volatile oil contains much stearopten, volatilizing with difficulty. Apiol is colorless or yellowish, oily, and has the spec. grav. 1.075, a strong parsley odor, and a pungent taste; it is a mixture of several constituents.

Properties.—Carminative, stimulant, diuretic. *Dose*, 0.5 to 2 grams (gr. viij—xxx), in powder, infusion, or spirit. Apiol, 0.2 to 0.5 gram (gr. iij—viij), as a supposed febrifuge.

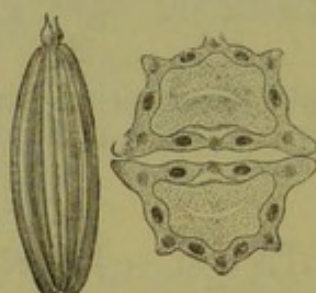
FŒNICULUM.—FENNEL.

Origin.—Fœniculum vulgare, Gærtner. *Natural order*, Umbelliferæ, Orthospermæ.

Habitat.—Levant and Southern Europe; cultivated.

Description.—Oblong, nearly cylindrical, slightly curved, 4 to 6 millimeters ($\frac{1}{8}$ to $\frac{1}{4}$ inch) long, brownish

Fig. 192.



Fœniculum.—Fruit, 3 diam.; transverse section, 8 diam.

or greenish-brown; readily separable into the two mericarps, and these with five light brown conspicuous obtuse ribs, 4 oil-tubes on the back and 2 or 4 oil-tubes upon the flat face; odor and taste aromatic, anise-like.

Varieties.—Saxon or German Fennel, described above.

Roman Fennel. Larger than the preceding, 8 to 10 millimeters ($\frac{1}{3}$ to $\frac{2}{5}$ inch) long.

Bitter Fennel, collected in Southern France from wild growing plants; smaller, 3 to 5 millimeters ($\frac{1}{8}$ to $\frac{1}{5}$ inch) long; taste bitterish and spicy.

Constituents.—Volatile oil 2 to 6 per cent., fixed oil 12 per cent., sugar, mucilage. Oil of fennel is colorless or yellowish, sweet, of spec. grav. 0.97, congeals below 10° C. (50° F.), and contains both solid and liquid anethol.

Properties.—Carminative, stimulant, stomachic, galactagogue. *Dose*, 0.5 to 2 grams (gr. viij—xxx), in powder, spirit, volatile oil.

PHELLANDRIUM.—WATER-DROPWORT.

Five-leaved water-hemlock.

Origin.—*Oenanthe Phellandrium*, *Lamarck*, s. *Phellandrium aquaticum*, *Linné*. *Natural order*, Umbelliferae, Orthospermæ.

Habitat.—Europe and Northern Asia.

Description.—Oblong or oblong-ovate, 3 or 4 millimeters ($\frac{1}{8}$ to $\frac{1}{6}$ inch) long, nearly terete, brown or blackish-brown, smooth, each mericarp with five broad and obtuse ribs, four narrow grooves, and 6 oil-tubes; odor caraway-like, but unpleasant; taste aromatic bitter, somewhat acrid.

Constituents.—Volatile oil 1 to $1\frac{1}{2}$ per cent., fixed oil, resin, mucilage.

Properties.—Carminative, stimulant, diaphoretic, diuretic. *Dose*, 1 to 2 or 4 grams (gr. xv—xxx— $\mathfrak{z}\text{j}$), in powder or infusion.

CUMINUM.—CUMIN FRUIT.

Origin.—*Cuminum Cyminum*, *Linné*. *Natural order*, Umbelliferae, Orthospermæ.

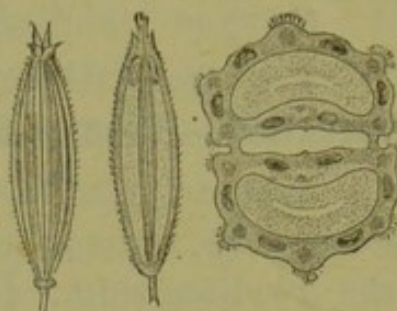
Habitat.—Northeastern Africa; cultivated.

Description.—Oblong, 5 or 6 millimeters ($\frac{1}{3}$ or $\frac{1}{4}$) long, narrowed at both ends, laterally compressed, brown, rough-hairy; each mericarp with 5 filiform yellowish ribs, 4 broader ones of a brown color, and 6 oil-tubes; odor and taste peculiar, somewhat like caraway.

Constituents.—Volatile oil 1 to 3 per cent., fixed oil, resin, mucilage. Oil of cumin is of spec. grav. 0.92,

and consists chiefly of cymol or cymene, $C_{10}H_{14}$, and cuminol or cuminaldehyd, $C_{10}H_{12}O$.

Fig. 193.



Cumin.—Fruit and longitudinal section, 3 diam.; transverse section, 8 diam.

Properties.—Carminative, stimulant, antispasmodic. *Dose*, 0.5 to 2 grams (gr. viij–xxx), in powder or volatile oil.

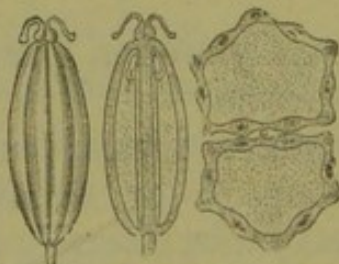
CARUM.—CARAWAY.

Origin.—*Carum Carui*, Linné. *Natural order*, Umbelliferae, Orthospermæ.

Habitat.—Central and Western Asia; cultivated.

Description.—Oblong, laterally compressed about 4 millimeters ($\frac{1}{8}$ inch) long, brown, smooth, usually sepa-

Fig. 194.



Carum.—Fruit and longitudinal section, 3 diam.; transverse section, 8 diam.

rated into the two mericarps, and these curved, narrower at both ends, with five pale-colored filiform ribs, and

with 6 oil-tubes; odor aromatic, agreeable; taste sweetish, spicy.

Constituents.—Volatile oil 5 to 7 per cent., fixed oil, resin, sugar, mucilage, little tannin. Oil of caraway has the spec. grav. 0.92, and consists of carvene, $C_{10}H_{16}$, and carvol, $C_{10}H_{14}O$.

Properties.—Carminative, stimulant, diuretic. *Dose*, 0.5 to 2 grams (gr. viij–xxx), in powder, infusion, spirit, and volatile oil.

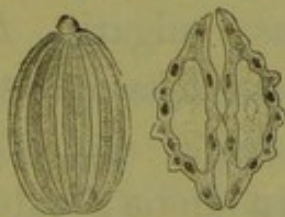
ANETHUM.—DILL.

Origin.—Anethum (Peucedanum, *Hiern*) graveolens, *Linné*. *Natural order*, Umbelliferae, Orthospermæ.

Habitat.—Levant and Southern Europe; cultivated.

Description.—Oblong or oval, about 4 millimeters ($\frac{1}{8}$ inch) long, dorsally compressed, brown, smooth, usually

Fig. 195.



Anethum.—Fruit, 3 diam.; transverse section, 5 diam.

separated into the two thin mericarps, and these with six oil-tubes and with five ribs, of which three are filiform and the two lateral ones broadly winged and light-colored; odor and taste spicy, caraway-like.

Constituents.—Volatile oil 3 to 4 per cent., fixed oil, mucilage. Oil of dill has the spec. grav. 0.87, and consists chiefly of anethene, $C_{10}H_{16}$, of a lemon-like odor, and carvol.

Properties.—Carminative, stimulant, stomachic. *Dose*, 0.5 to 2 grams (gr. viij-xxx), in powder, infusion, or volatile oil.

CAROTA.—CARROT FRUIT.

Origin.—*Daucus Carota*, *Linné*. *Natural order*, Umbelliferæ, Orthospermæ.

Habitat.—Northern Asia and Europe; naturalized in North America; cultivated.

Description.—About 4 millimeters ($\frac{1}{8}$ inch) long, oval, dorsally compressed, gray-brown, each mericarp with six thin oil-tubes and with nine ribs, of which five are hairy and four beset with long spiny bristles; odor slightly aromatic; taste pungent.

The fruit is collected from wild plants.

Constituents.—Trace of volatile oil, fixed oil.

Properties.—Stimulant, diuretic. *Dose*, 1 to 2 grams (gr. xv-xxx), in infusion.

Volatile Oil of *Daucus Carota*, *Archiv.* 1890, p. 85

AURANTII CORTEX.—ORANGE PEEL.

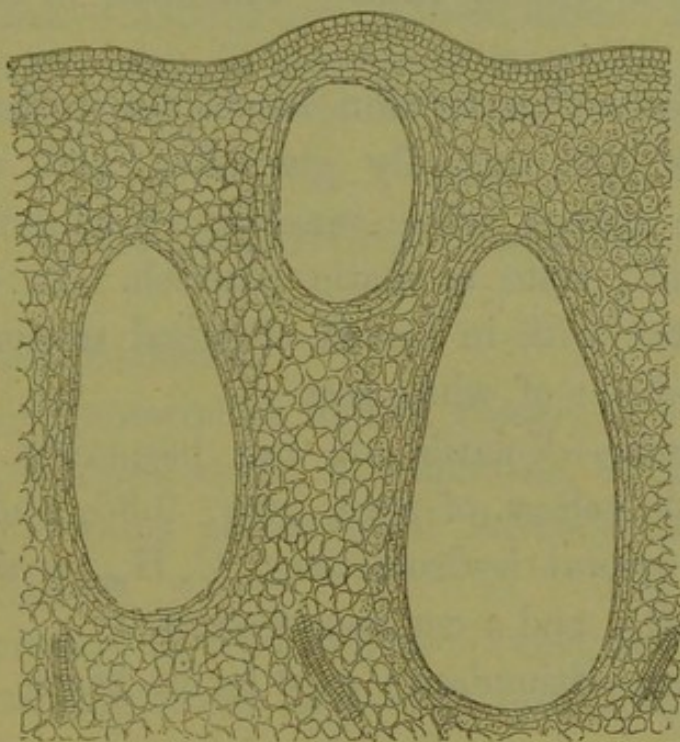
Origin.—1. *Citrus vulgaris*, *Risso*, bitter orange.
2. *Citrus Aurantium*, *Risso*, sweet orange. *Natural order*, Aurantiaceæ.

Habitat.—Northern India; cultivated in subtropical countries.

Description.—Narrow thin bands, the epidermis glandular and dark brownish-green (*Aurantii amari cortex*), or orange-yellow (*Aurantii dulcis cortex*), and with very little of the spongy white inner layer adhering to it; odor fragrant; taste aromatic and bitter, or, in the sweet orange peel, faintly bitter. In commerce frequently met with in curved elliptical sections, about 75 millimeters (3 inches) long, with a rather thick layer of

the white zest. The epicarp consists under the epidermal layer, of parenchyme containing numerous large oil-cells and distant delicate vascular bundles.

Fig. 196.



Orange peel.—Transverse section, magnified 65 diam.

Constituents.—Volatile oil, hesperidin (see *Aurantii fructus*); in the white zest a principle giving a black color with ferric salts. Oil of bitter orange peel (essence de Bigarade) and oil of sweet orange peel (essence de Portugal) consist mainly of hesperidene, $C_{10}H_{16}$, with a small portion of an easily altered compound, $C_{10}H_{16}O$.

Properties.—Stimulant, tonic. *Dose*, 1 to 2 grams (gr. xv–xxx), in infusion or tincture. The volatile oil used for flavoring and in perfumes.

LIMONIS CORTEX.—LEMON PEEL.

Origin.—Citrus Limonum, *Risso*. *Natural order*, Aurantiaceæ.

Habitat.—Northern India; cultivated in subtropical countries.

Description.—Narrow thin bands, the epidermis deep lemon-yellow and ruggedly glandular, and with very little of the spongy white inner layer adhering to it; odor fragrant; taste aromatic bitterish. In commerce frequently met with in curved elliptical sections with a rather thick layer of white zest.

Constituents.—Volatile oil and hesperidin. Oil of lemon is pale yellow, of spec. grav. 0.85, and consists mainly of several hydrocarbons, $C_{10}H_{16}$, with a little cymene, $C_{10}H_{14}$, and a compound ether.

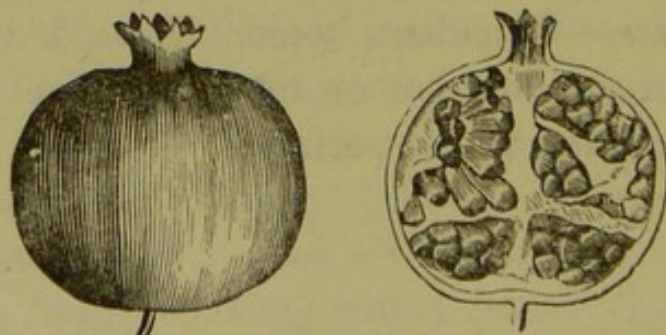
Properties.—Stimulant; used for its flavor.

GRANATI FRUCTUS CORTEX.—POMEGRANATE RIND.

Origin.—Punica Granatum, *Linné*. *Natural order*, Granataceæ.

Description.—In irregular curved brittle fragments, 1 or 2 millimeters ($\frac{1}{25}$ to $\frac{1}{12}$ inch) thick, some of them

Fig. 197.



Fruit of Punica Granatum.

with the tubular six- to nine-toothed calyx attached; externally roughish-tubercular and reddish-brown; inner surface lighter colored, marked with depressions; fracture granular; inodorous; taste astringent.

Constituents.—Tannin 28 per cent., gum, little sugar, ash 6 per cent.

Properties.—Astringent, anthelmintic. *Dose*, 1 to 3 grams (gr. xv-xxx), in powder or decoction.

Medicinal value of Pomegranate Bark, Amer. Journ. Pharm. 1890. p. 5

TAMARINDUS.—TAMARIND.

Pulpa tamarindorum.

Origin.—*Tamarindus indica*, Linné, s. *T. officinalis*, Hooker. *Natural order*, Leguminosæ, Cæsalpinieæ.

Habitat.—India and tropical Africa; naturalized in the West Indies.

Description.—A reddish-brown sweet acidulous pulpy mass, containing strong somewhat branching fibres, and polished brown flattish subquadrangular seeds, each inclosed in a tough membrane.

Varieties.—West Indian tamarinds; described above; the inner part of the fruit is mixed with syrup.

East Indian tamarinds; preserved without syrup; tough, dark-colored masses, of a strong acid taste.

Egyptian tamarinds; preserved without sugar, formed into cakes, and dried; hard flattish acid cakes, frequently mouldy.

Constituents.—Tartaric, citric, a little malic, and acetic acids, mostly as potassium compounds; sugar, pectin, tannin, the latter in the testa of the seeds.

Properties.—Refrigerant, laxative. *Dose*, 2 to 20 grams (ʒss-v) or more, in infusion, whey, confection.

11. SEEDS.—SEMINA.

The seed is the fully developed ovule, and contains the embryo. It is invested with one or two integuments, the outer one being called testa or spermoderm, and the inner one tegmen or endopleura. In many seeds the tegmen is blended with the testa or coheres with the kernel. The seed-stalk, called funiculus or podosperm is usually absent in the officinal seeds; the scar left by its detachment is the hilum. The continuation of the funiculus along the testa is the raphe, and where it is confluent with the nucleus the chalaza or inner hilum is located. The micropyle, a small depression of the testa, marking the location of the radicle, is in nearly all officinal seeds near the hilum; most of the seeds are anatropous, and have the hilum and chalaza at nearly opposite ends and united by a raphe, while the campylo-tropous seeds, which are more or less kidney-shaped, have hilum, chalaza, and micropyle close together.

Within the seed-integuments is contained the embryo, consisting of a radicle, plumule, and one or two cotyledons, and either completely filling the seed-coats, in which case the seed is exalbuminous, or it is invested with another tissue, usually horny, oily, or amylaceous, which is called the albumen. The kernel of exalbuminous seeds consists chiefly of the cotyledons, the radicle and plumule being usually small; but albuminous seeds have frequently a small embryo, the greater portion of the seed-kernel consisting often of the albumen.

Classification.

Sect. 1. Dicotyledonous seeds.

I. Exalbuminous.

a. Embryo straight.

Angular ovate; testa mucilaginous.

Cydonium.

Flattish ovate; testa membranous, brown,
and scurfy; taste bland.Amygdala
dulcis.

taste bitter.

Amyg. amara.

testa coriaceous, white.

Melo.

Flat, ovate; testa white, grooved near the
margin, edge obtuse.

Pepo.

testa white, ungrooved, edge thickish,
acute.

Cucumis.

testa marbled or orange-brown, edge
obtuse.

Citrullus.

Oblong; testa blackish, fragile; fragrant.

Dipterix.

Ovate-oblong; testa brown, fragile; coty-
ledons crumbling when cut.

Theobroma.

b. Embryo curved.

Reniform-oblong, with a long furrow on
the convex side.

Physostigma.

Rhomboid, with a diagonal furrow.

Fœnum

græcum.

Subglobular; scarlet-red with a black spot.

Abrus.

Globular; testa yellowish, finely pitted.

Sinapis alba.

testa blackish-brown, finely reticulate.

Sinapis nigra.

testa blue-black, finely pitted, larger.

Rapa.

II. Albuminous.

a. Embryo straight.

Orbicular, horny.

Nux vomica.

Oblong, angular.

Ignatia.

Tetraedral; testa black, pitted.

Delphinium.

testa gray-brown, pitted.

Staphisagria.

Triangular-ovate, black, fragrant when
rubbed.

Nigella.

Flattish-ovate; testa brown, mucilaginous

Linum.

Globular-ovate; testa removed; albumen
marbled.

Myristica.

Oval-oblong; testa glossy, grayish, varie-
gated with red-brown.

Ricinus.

surface dull gray-brown mottled with black.	Tigilium.
testa dull black, with fine fissures.	Curcas.
b. Embryo curved.	
Elliptic plano-convex, grooved on the flat side.	Caffea.
Reniform; testa black, reticulate, and pitted.	Stramonium.
testa gray-brown, finely pitted.	Hyoseyamus.
testa blackish, bluish, or whitish, with shallow pits.	Papaver.
Sect. 2. Monocotyledonous seeds; all albuminous.	
Linear-oblong; blackish-brown.	Sabadilla.
Subspherical; testa granular; albumen horny.	Colchicum.
Roundish-angular, spicy; hilum depressed.	Granum paradisi.
hilum tufted.	Melegueta.
Roundish-conical, veined externally and internally.	Areca.

CYDONIUM.—QUINCE SEED.

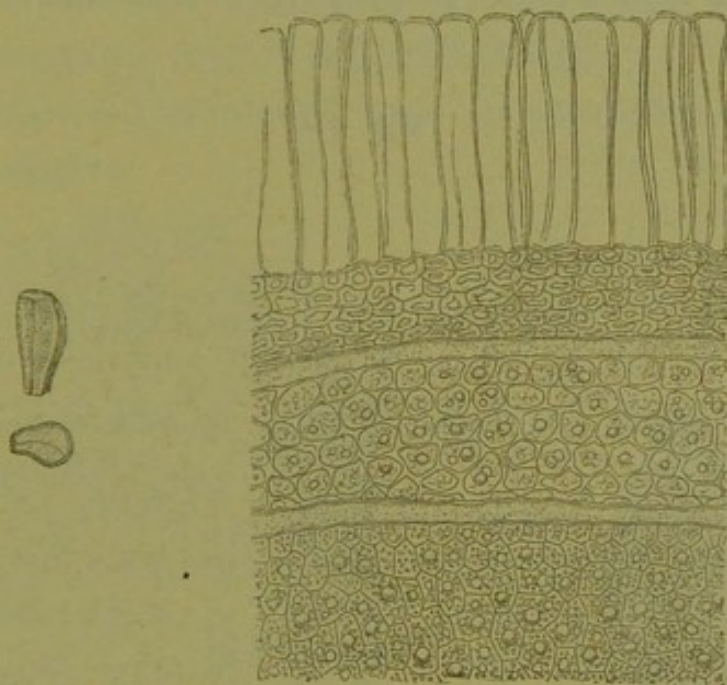
Origin.—*Cydonia vulgaris*, *Persoon*. *Natural order*, Rosaceæ, Pomeæ.

Habitat.—Western Asia; cultivated.

Description.—About 6 millimeters ($\frac{1}{4}$ inch) long, ovate or ovate-oblong, triangularly compressed; hilum near the pointed end; testa brown, covered with a whitish mucilaginous epithelium, causing the seeds of each cell to adhere together, and, on immersion in water, forming a gelatinous zone; taste of the unbroken seed insipid; embryo white, oily, and of a bitter-almond taste; cotyledons thick, plano-convex.

Constituents.—Mucilage 20 per cent., not precipitated by borax.

Fig. 198.



Quince seed.—Natural size and section. Section through epithelium, testa, and tegmen, into a cotyledon; magnified 150 diam.

Properties.—The unbroken seeds are demulcent and protective. A thick mucilage is yielded from 1 part of seeds to 50 parts of water.

AMYGDALA.—ALMOND.

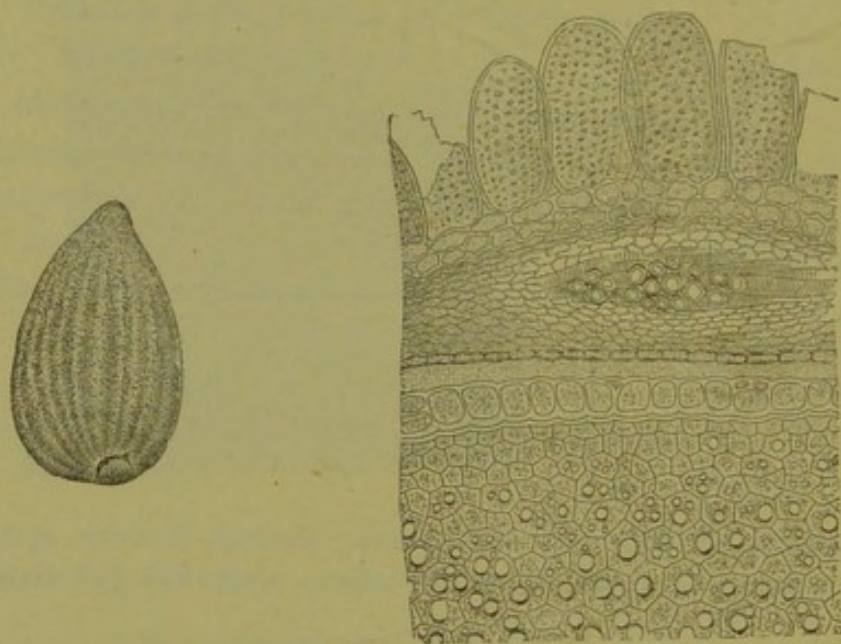
Origin.—*Amygdalus communis*, *Linné*, var. *a* amara, *β* dulcis, *De Candolle*, s. *Prunus Amygdalus*, *Baillon*.
Natural order, Rosaceæ, Amygdaleæ.

Habitat.—Western Asia; naturalized in the Mediterranean basin; cultivated.

Description.—Flattish ovate or ovate-lanceolate, 20 to 25 millimeters ($\frac{4}{5}$ to 1 inch) long; testa brown, scurfy,

with about 16 longitudinal veins; hilum near the pointed end; chalaza broad at the rounded end; embryo white, oily, consisting of two ovate-lanceolate plano-convex cotyledons and a short projecting conical radicle; inodorous.

Fig. 199.



Almond.—Seed. Section through seed coats and portion of cotyledon.

Amygdala dulcis. Mostly large, and sides rather convex; taste bland.

Amygdala amara. Mostly smaller and flattish; taste bitter; the emulsion with water has an odor resembling that of hydrocyanic acid.

Constituents.—Fixed oil, 45 (in bitter almonds) to 56 per cent. (in sweet almonds), mucilage 3 per cent., sugar 6 per cent., proteids 25 per cent., and in the testa tannin; the proteids consist of amandin and emulsin or synaptase, of which only the former is precipitated by acetic acid. Bitter almonds contain, in addition to these compounds, 1 to 3 per cent. of amygdalin, $C_{20}H_{27}NO_{11}$, which splits

into glucose, hydrocyanic acid (1 part from 17 parts amygdalin), and benzaldehyd, C_7H_6O , or oil of bitter almond. The latter (yield about 1 per cent.) in the crude state has the spec. grav. 1.06–1.075; when freed from hydrocyanic acid it is 1.043–1.049.

Properties.—Demulcent, used in emulsion; the bitter almond sedative.

MELO.—MELON SEED.

Origin.—Cucumis Melo, *Linné*. *Natural order*, Cucurbitaceæ.

Habitat.—Central Asia; cultivated.

Description.—About 1 centimeter ($\frac{2}{5}$ inch) long, flattish ovate; testa white or whitish, smooth, the edge rather blunt; hilum near the pointed end: cotyledons plano-convex, white, and oily; inodorous; taste bland.

Constituents.—Fixed oil, proteids.


Properties.—Anthelmintic. *Dose*, 30 to 65 grams (3j–ij), in emulsion.

PEPO.—PUMPKIN SEED.

Origin.—Cucurbita Pepo, *Linné*. *Natural order*, Cucurbitaceæ.

Habitat.—Tropical Asia and America; cultivated.

Fig. 200.



Pepo.—Seed and cotyledon with radicle and plumule.

Description.—Flat, broadly ovate, about 2 centimeters ($\frac{4}{5}$ inch) long; testa white or whitish with a shallow groove and flat ridge parallel to the margin; hilum near the pointed end; cotyledons flat, white, and oily; radicle short, conical; inodorous; taste bland.

Constituents.—Fixed oil 44 per cent., proteids, starch, acrid resin, and sugar.

Properties.—Tæniifuge. *Dose*, 30 to 65 grams (℥j-ij), in powder or emulsion.

Pumpkin-seed oil, Pharm. Zeit. 1886, p. 668.

CUCUMIS.—CUCUMBER SEED.

Origin.—*Cucumis sativus*, Linné. *Natural order*, Cucurbitaceæ.

Habitat.—Central Asia; cultivated.

Description.—Flat and thin, about 8 millimeters ($\frac{1}{3}$ inch) long, ungrooved, acutely edged; otherwise resembling pumpkin seed.

Constituents.—Fixed oils, proteids, etc.

Properties.—Diuretic, anthelmintic. *Dose*, 8 to 65 grams (℥ij-℥ij).

CITRULLUS.—WATERMELON SEED.

Origin.—*Cucumis* (*Cucurbita*, Linné) *Citrullus*, Séringe, s. *Citrullus vulgaris*, Schrader. *Natural order*, Cucurbitaceæ.

Habitat.—Southern Asia; cultivated.

Description.—Flat, ovate, 12 to 15 millimeters ($\frac{1}{2}$ – $\frac{3}{5}$ inch) long; testa blackish and marbled, or orange-brown, ungrooved, blunt on the edge; otherwise resembling pumpkin seed.

Constituents.—Fixed oil, 30 per cent., and proteids.

Properties.—Diuretic, anthelmintic. *Dose*, 8 to 65 grams (℥ij-℥ij).

DIPTERIX.—TONCO. TONKA BEAN.

Origin.—1. *Dipterix* (Coumarouna, *Aublet*) *odorata*, *Willdenow*; 2. *D. oppositifolia*, *Willdenow*. *Natural order*, Leguminosæ, Papilionaceæ.

Habitat.—Guiana.

Description.—Oblong, somewhat compressed, 4 to 6 centimeters ($1\frac{1}{2}$ to 2 inches) long, about 1 centimeter ($\frac{2}{3}$ inch) broad; hilum near the thin end; testa blackish, fragile, thin, somewhat glossy and wrinkled; embryo pale brown, oily; radicle short and thick; cotyledons plano-convex, inclosing a rather large pinnate plumule and acicular crystals; fragrant; taste aromatic bitter.

Varieties.—Dutch Tonka. About 5 centimeters (2 inches) long, frequently covered with a crystalline inflorescence.

English Tonka. About 4 centimeters ($1\frac{1}{2}$ inch) long; its surface with little or no efflorescence.

Constituents.—Fixed oil, coumarin, $C_9H_6O_2$, sugar, mucilage. Coumarin is in glossy aromatic prisms, is sparingly soluble in water, and melts at $67^\circ C.$ ($152.6^\circ F.$).

Properties.—Stimulant; used only for its flavor.

THEOBROMA.—CACAO.

Origin.—*Theobroma Cacao*, *Linné*. *Natural order*, Sterculiaceæ, Buettneriæ.

Habitat.—Tropical America; cultivated.

Description.—The seeds are either dried when removed from the fruit, or are previously fermented in the sweating-box, or buried in the ground (claying), until the astringency disappears. Ovate or ovate-oblong, 15 to 25 millimeters ($\frac{3}{5}$ to 1 inch) long; testa reddish-brown to brown-gray, thin, fragile, with numerous longitudinal veins; hilum at the broad end; chalaza at the narrow

end; embryo red-brown, oily; radicle short; cotyledons ribbed upon the face, irregularly lobed from the back through the folds of the tegmen, and readily breaking into angular fragments; taste oily, aromatic, and bitterish. Unsweated cacao has a more bitter and astringent taste. 100 parts of cacao yield about 12 parts of shells and 88 parts of kernels.

Constituents.—Fat about 50 per cent., starch 16 per cent., proteids 18 per cent., ash 3.5 per cent., sugar 0.6 per cent., coloring-matter, a little caffeine, and 1.5 to 4.5 per cent. (somewhat less in the testa) of theobromine, $C_7H_8N_4O_2$, which is white, crystalline, bitter, slightly soluble in water, alcohol, and ether, and may be converted into caffeine.

Properties.—Nutritive, stimulant used for preparing chocolate.

PHYSOSTIGMA.—CALABAR BEAN.

Origin.—*Physostigma venenosum*, *Balfour*. *Natural order*, Leguminosæ, Papilionaceæ.

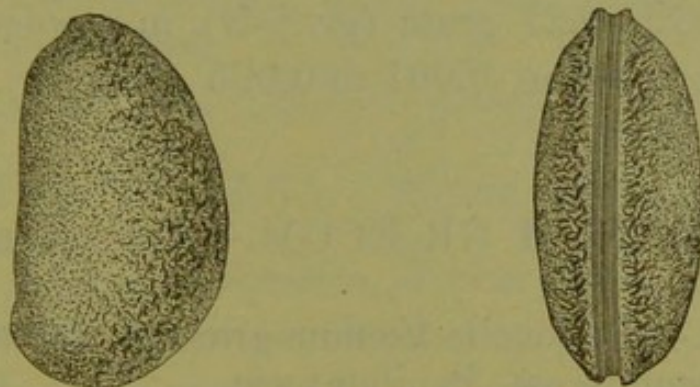
Habitat.—Tropical Western Africa, near the mouth of the Niger and old Calabar.

Description.—Oblong and somewhat reniform, about 25 millimeters (1 inch) long, and 15 millimeters ($\frac{3}{5}$ inch) broad; testa granular, chocolate brown; hilum in a broad black groove extending over the entire length of the convex edge, and having at one end the micropyle, at the other end the chalaza; embryo with a short curved radicle and two large white concavo-convex cotyledons; inodorous, taste bean-like.

On moistening the embryo with solution of potassa, it acquires a pale yellow color.

The seed of *Physostigma* (*Mucuna*, *Oliver*) *cylindrospermum*, *Holmes*, is 4 centimeters ($1\frac{3}{8}$ inch) long, nearly

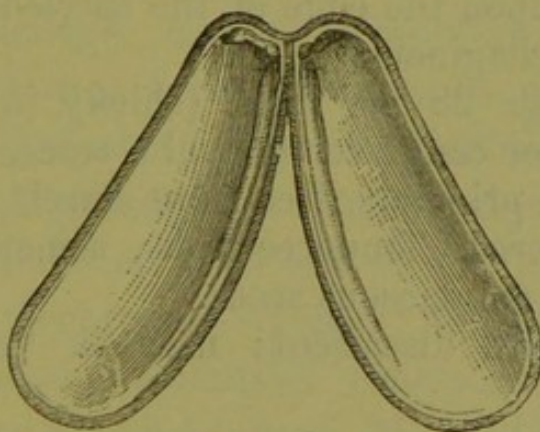
Fig. 201.



Physostigma.—View from the side and edge, showing length of hilum.


cylindrical, has a shorter groove and hilum, otherwise closely resembles the preceding.

Fig. 202.



Physostigma split, showing cotyledons.

Fig. 203.



Physostigma cylindrospermum.

Constituents.—*Physostigmine* or *eserine*, $C_{15}H_{21}N_3O_2$ (amorphous, tasteless, soluble in alcohol, ether, chloro-

form, benzol, carbon disulphide, less freely in water, reddened by alkalies and by chlorinated lime), calabarine (derivative of physostigmine; tetanic; insoluble in ether), physosterin (indifferent, crystalline), starch 48 per cent., proteids 23 per cent., mucilage, ash 3 per cent.

Properties.—Sedative, poisonous; contracts the pupil. *Dose*, 0.06 to 0.27 gram (gr. j–iv), in powder, tincture, or extract; eserine, 0.001 to 0.005 gram (gr. $\frac{1}{64}$ to $\frac{1}{12}$).

FÆNUM GRÆCUM.—FENUGREEK.

Origin.—*Trigonella Fœnum græcum*, Linné. *Natural order*, Leguminosæ, Papilionaceæ.

Habitat.—India, naturalized in the Mediterranean basin; cultivated.

Description.—Rhomboid, about 3 millimeters ($\frac{1}{8}$ inch) long, and 2.5 millimeters ($\frac{1}{10}$ inch) broad, compressed, four-edged; from the hilum on one edge, diagonally furrowed on both sides; testa brownish or yellowish, hard; tegmen (albumen?) colorless, horny; embryo light yellow, oily, the radicle curved upon the edge of the cotyledons; odor peculiar; taste mucilaginous, bitter.

Constituents.—Mucilage 28 per cent. (chiefly in the inner seed coat), fat 6 per cent., volatile oil a trace, proteids 22 per cent., bitter principle, free from starch.

Adulteration.—Powdered fenugreek is sometimes adulterated with ground amylaceous seeds.

Properties.—Demulcent, discutient; used in veterinary practice.

See Berichte, No. 14, 1885, alkaloids, Archiv 1887, p. 985

ABRI SEMEN.—PRAYER BEADS, JEQUIRITI.

Origin.—*Abrus precatorius*, Linné. *Natural order*, Leguminosæ, Papilionaceæ.

Habitat.—India, naturalized in other tropical countries.

Description.—Subspherical or globular-ovate, about 5 millimeters ($\frac{1}{8}$ inch) long, scarlet-red, with a black spot at the hilum; testa hard; cotyledons plano-convex; radicle short, curved; inodorous; taste bean-like.

Constituents.—Alkaloid, abric acid (crystalline, soluble in alcohol, sparingly soluble in water), fixed oil.

Properties.—Irritating to the eyes; infusion used in granular ophthalmia.

For proteids of seeds, see Pharm. Journal, 1887, p. 234

SINAPIS ALBA. WHITE MUSTARD.

Origin.—Sinapis (Brassica, *Hooker filius*) alba, *Linné*.
Natural order, Cruciferae, Siliquosae.

Habitat.—Asia and Southern Europe; cultivated.

Description.—Almost globular, nearly 2 millimeters ($\frac{1}{12}$ inch) in diameter; hilum circular; testa yellowish, finely pitted, hard; embryo greenish-yellow, oily, with a curved radicle and two cotyledons, one folded over the other; inodorous; taste pungent and acrid.

Constituents.—Fixed oil (20–25 per cent., bland), mucilage, myrosin (proteid), sinalbin, $C_{30}H_{44}N_2S_2O_{16}$ (colorless prisms, soluble in water, sparingly soluble in cold alcohol; glucoside yielding sugar, sinapine sulphate, $C_{16}H_{25}NSO_9$, and acrinyl sulphocyanide, C_8H_7NSO ; the latter is an acrid non-volatile oil); free from starch.

Properties.—Tonic, laxative, diuretic, stimulant, emetic; externally rubefacient and epispastic. *Dose*, 1 to 4 grams (gr. xv– \mathfrak{z} j), entire, in powder, or infusion; externally as poultice.

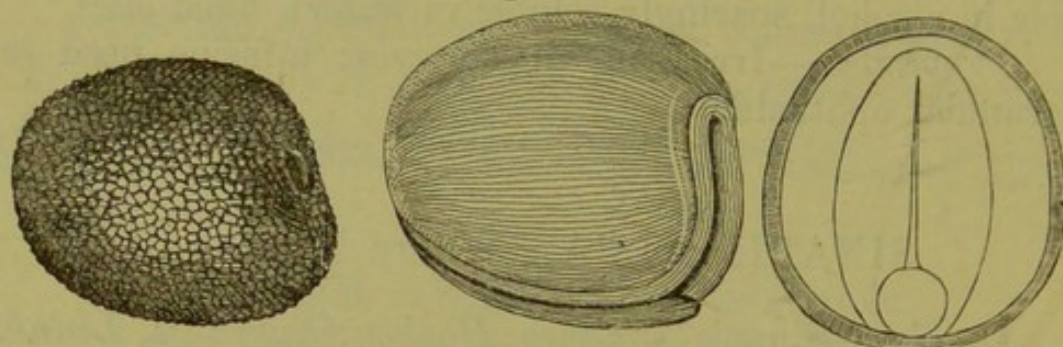
SINAPIS NIGRA.—BLACK MUSTARD.

Origin.—Sinapis (Brassica, *Koch*) nigra, *Linné*.
Natural order, Cruciferae, Siliquosae.

Habitat.—Asia and Southern Europe; cultivated.

Description.—Almost globular, about 1 millimeter ($\frac{1}{25}$ inch) in diameter, with a circular hilum; testa blackish-brown, finely reticulate, hard; embryo greenish-

Fig. 204.



Sinapis.—Entire, magnified.

Embryo.

Transverse section.

yellow, oily, with a curved radicle and two cotyledons one folded over the other; inodorous when dry, but when moist of a pungent, penetrating, irritating odor; taste pungently acrid.

Constituents.—Fixed oil 25 per cent. (bland), mucilage, myrosin (proteid), sinnigrin or potassium myronate, $C_{10}H_{18}NS_2KO_{10}$, about 0.5 per cent. (silky white needles, soluble in water, slightly soluble in absolute alcohol; glucoside, yielding sugar, acid potassium sulphate and allyl sulphocyanide or volatile oil of mustard, C_3H_5CNS ; the latter is very pungent and acrid, has the density 1.017, and dissolves in sulphuric acid without coloration); no starch; ash 4 per cent.

Properties and Dose similar to *Sinapis alba*.

Allied Seeds.—Turnip seed, from *Brassica Rapa*, Linné. Larger than the preceding, nearly black, finely pitted; slightly acrid.

Rape seed, Cole or Colza seed, from *Brassica Napus*, Linné. Larger than turnip seed, finely pitted, blue-black, slightly acrid.

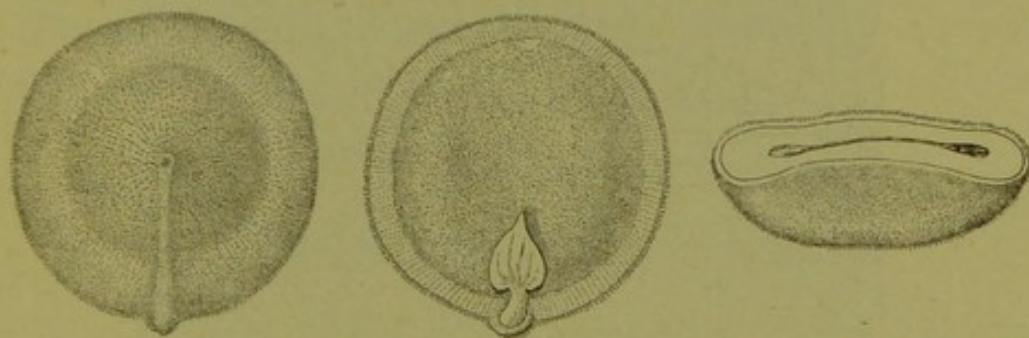
NUX VOMICA.—NUX VOMICA.

Origin.—*Strychnos Nux vomica*, *Linné*. *Natural order*, Loganiaceæ.

Habitat.—India and East India Islands.

Description.—Orbicular, about 25 millimeters (1 inch) in diameter, grayish or greenish-gray; soft-hairy, of a silky lustre, with a slight ridge (raphe) extending from

Fig. 205.



Nux vomica.—Whole seed; cut longitudinally; cut transversely.

the centre of one side to the edge; albumen horny, whitish, somewhat translucent, very tough, with a large circular cavity, into which the heart-shaped nerved cotyledons project; inodorous, persistently bitter.

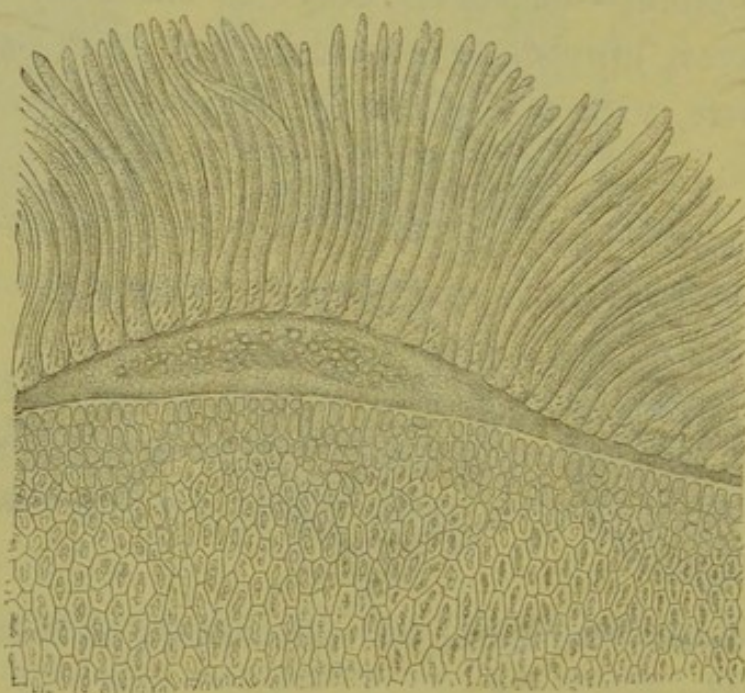
Constituents.—Alkaloids (total amount 2.7–3.9 per cent.), strychnine, $C_{21}H_{22}N_2O_2$; $\frac{1}{4}$ – $\frac{1}{2}$ per cent., brucine, $C_{23}H_{26}N_2O_4$, $\frac{1}{2}$ –1 per cent., and igasurine (probably impure brucine), combined with igasuric acid (dark green by ferric salts); proteids 11 per cent., fat, gum, sugar 6 per cent.

Strychnine is in four-sided prisms, insoluble in ether, soluble in 5 parts of chloroform and in 110 parts of cold 90 per cent. alcohol. Sulphuric acid with potassium bichromate colors deep violet or blue; similar color by

sulphuric acid and lead peroxide or potassium ferricyanide, changing to red and yellow; its salts are very bitter.

Brucine is in rectangular octahedra, containing $4\text{H}_2\text{O}$, is readily soluble in alcohol and in 7 parts of chloroform;

Fig. 206.



Nux vomica.—Section through hilum and albumen, magnified 60 diam.

nitric acid colors blood-red, changing to orange and yellow; its salts are very bitter.

Properties.—Tonic, spinal nervine, poisonous. *Dose*, 0.03 to 0.3 gram (gr. ss-v), in tincture or extract. Strychnine, 0.001 to 0.01 gram (gr. $\frac{1}{64}$ – $\frac{1}{6}$).

IGNATIA.—BEAN OF ST. IGNATIUS.

Origin.—*Strychnos Ignatia*, *Lindley*, s. *Ignatiana philippinica*, *Loureiro*. *Natural order*, Loganiaceæ.

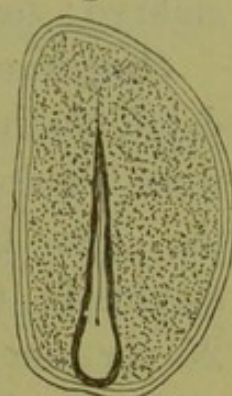
Habitat.—Philippine Islands.

Description.—Oblong or ovate, irregularly angular, about 3 centimeters ($1\frac{1}{2}$ inch) long, dull brownish or blackish, very hard, horny; hilum at one end; fracture granular, irregular; the albumen brownish, somewhat translucent, inclosing an irregular cavity with an oblong embryo; inodorous, very bitter.

Constituents.—Strychnine 0.5 to 1.5 per cent., brucine 0.5 to 1.4 per cent., proteids 10 per cent., fat, etc.

Properties.—Like nux vomica. *Dose*, 0.03 to 0.2 gram (gr. ss-ijj).

Fig. 207.



Ignatia.—Vertical section.

DELPHINIUM.—LARKSPUR SEED.

Origin.—Delphinium Consolida, *Linné*. *Natural order*, Ranunculaceæ, Helleboreæ.

Habitat.—Central Europe; cultivated.

Description.—Flattish tetrahedral, 1 to 1.5 millimeter ($\frac{1}{25}$ to $\frac{1}{16}$ inch) broad, acute on the edges; testa black, roughly pitted; albumen whitish, oily, inclosing a small straight embryo; inodorous, taste bitter and acrid.

Constituents.—Fixed oil, probably also delphinine.

Properties.—Diuretic, cathartic, emetic, poisonous; externally rubefacient; rarely employed.

STAPHISAGRIA. STAVESACRE.

Origin.—Delphinium Staphisagria, *Linné*. *Natural order*, Ranunculaceæ, Helleboreæ.

Description.—Flattish tetrahedral, about 5 millimeters ($\frac{1}{5}$ inch) long and 3 or 4 millimeters ($\frac{1}{8}$ or $\frac{1}{6}$ inch) broad,

one side convex, testa brown or brown-gray, with reticulate ridges; albumen whitish, oily, inclosing a straight embryo; nearly inodorous; taste bitter and biting.

Constituents.—Delphinine (white, crystalline, acrid), delphinoidine (amorphous) delphisine (crystalline); the three alkaloids soluble in alcohol, ether and chloroform, the last two becoming brown by sulphuric acid; staphisain (yellow, insoluble in ether, acrid), fixed oil 25 per cent., proteids, mucilage; ash 9 per cent.

Properties.—Diuretic, cathartic, emetic, poisonous; externally rubefacient; mostly used for killing vermin.

Chemistry of seed, *Am. Journ. Pharm.*, 1890, p. 394.
alkaloids from seed, *Pharm. Journ.*, 1891, p. 68.

NIGELLA.—NIGELLA.

Origin.—1. *Nigella damascena*, *Linné*. 2. *N. sativa*, *Linné*. *Natural order*, Ranunculaceæ, Helleboreæ.

Habitat.—Levant and Southern Europe, cultivated.

Description.—1. Triangular-ovate, 2.5 millimeters ($\frac{1}{16}$ inch) long, finely pitted, dull-black; testa brittle; albumen oily; embryo straight, small, in the pointed end; odor on rubbing strawberry-like; taste bitter, somewhat acrid; imparts fluorescence to petroleum benzin. No. 2. Similar, but netted-wrinkled, rounded at the edges, odor on rubbing cajuput-like; benzin not rendered fluorescent.

Constituents.—Fixed oil, volatile oil (odor different from that of the seeds), in No. 2 also melanthin (acrid, glucoside, soluble in alcohol, red or violet by H_2SO_4).

Properties.—Emmenagogue, diuretic, expectorant; rarely used.

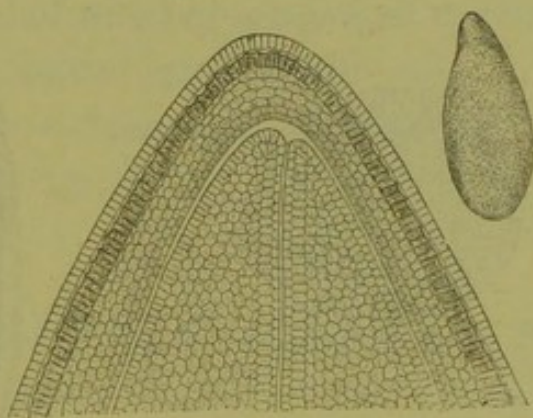
LINUM.—FLAXSEED.

Origin.—*Linum usitatissimum*, *Linné*. *Natural order* Linaceæ.

Habitat.—Levant and Southern Europe; cultivated and spontaneous in most temperate countries.

Description.—Flattish ovate or oblong ovate, about 5 millimeters ($\frac{1}{5}$ inch) long, obliquely pointed at one end;

Fig. 208.



Flaxseed.—Entire, magnified 3 diam. Transverse section near the edge, magnified 65 diam.

testa brown, glossy, very finely pitted, covered with a transparent mucilaginous epithelium, which swells considerably in water; hilum near the pointed end; embryo whitish, oily; cotyledons large, plano-convex, covered with a thin albumen; inodorous, mucilaginous, oily, and bitter.

Constituents.—Fixed oil 30–35 per cent. (in the nucleus), mucilage 15 per cent. (in the epithelium), proteids 25 per cent., resin, wax, sugar, ash 3 per cent.

Properties.—Demulcent. *Dose*, 4 to 10 grams (3j–ijss) or more, in infusion; externally as poultice.

MYRISTICA.—NUTMEG.

Origin.—*Myristica fragrans*, *Houttuyn* (*M. moschata*, *Thunberg*, *M. aromatica*, *Lamarck*, *M. officinalis*, *Linné filius*). *Natural order*, *Myristicaceæ*.

Habitat.—Molucca Islands; cultivated in tropical countries.

Fig. 209.

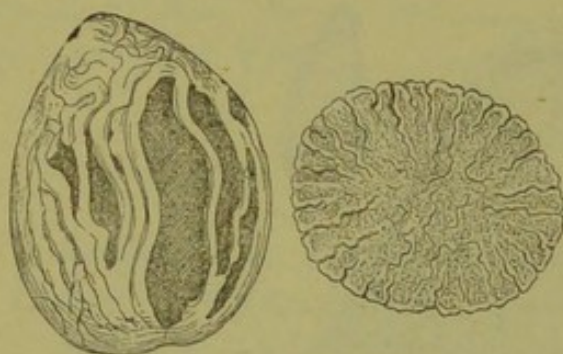
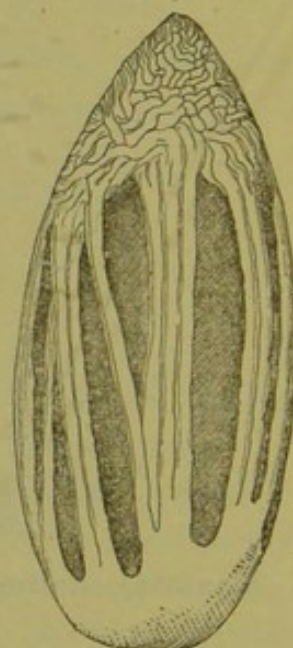


Fig. 210.



Nutmeg, with mace and transverse section.

Wild nutmeg, with mace.

Description.—Roundish-ovate, about 25 millimeters (1 inch) long; deprived of the brittle woody testa, which shows shallow impressions from mace; kernel externally light brown, reticulately furrowed; internally of a fatty lustre, pale brownish with dark brown veins containing the folds of the inner seed-coat; hilum and micropyle on the broad end, chalaza near the upper end, united by a groove corresponding to the raphe; embryo small, in a cavity at the base; strongly aromatic, somewhat bitter.

Varieties.—Limed or Dutch nutmegs; covered with a white powder, lime.

Penang and Singapore nutmegs; unlimed.

False nutmegs. *Myristica fatua*, *Houttuyn*, wild or male nutmegs; 4 to 5 centimeters ($1\frac{1}{2}$ to 2 inches) long; kernel pale colored, scarcely aromatic.

Torreya californica, *Torrey* (*Natural order*, Coniferae), testa smooth, brittle; kernel oblong, marbled, terebinthinate.

Constituents.—Volatile oil 2 to 8 per cent., fixed oil 25 to 30 per cent., starch, proteids, mucilage. Volatile oil of nutmeg has the spec. grav. 0.93, and consists of myristicene, $C_{10}H_{16}$, and a little myristicol, $C_{10}H_{14}O$. Expressed oil of nutmeg consists of myristin, with another fat, resinous matter, and volatile oil.

Properties.—Stimulant, stomachic. *Dose*, 0.5 to 1.5 gram (gr. viij–xxij).

RICINUS.—CASTOR OIL SEED.

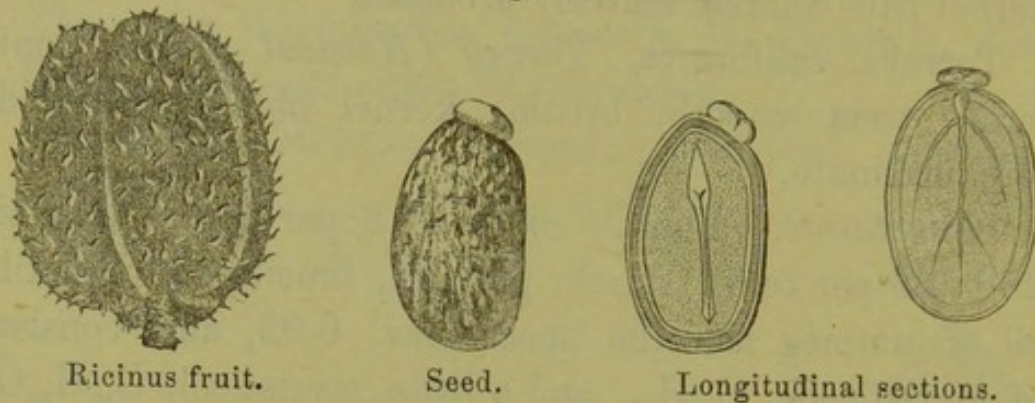
Origin.—*Ricinus communis*, *Linné*. *Natural order*, Euphorbiaceae.

Habitat.—India; cultivated in tropical and warm temperate countries.

Description.—Variable in size and color; about 15 millimeters ($\frac{3}{8}$ inch) long, and 6 millimeters ($\frac{1}{4}$ inch) broad, oval oblong, flattened on the ventral surface; on one end with a whitish caruncle, covering the hilum and micropyle; chalaza near the broader end; raphe on the flat side; testa glossy, grayish or pale grayish-brown variegated with red-brown; tegmen white, thin, adhering to the white oily albumen; embryo straight, with a short conical radicle and two thin broad cotyledons; inodorous; taste oily, acrid.

Constituents.—Fixed oil 45 to 50 per cent. (see *Oleum ricini*), ricinin (crystalline), proteids 20 per cent., muc-

Fig. 211.



Ricinus fruit.

Seed.

Longitudinal sections.

lage, sugar, a poisonous principle (not isolated), ash (testa 10 per cent., kernel 4 per cent.).

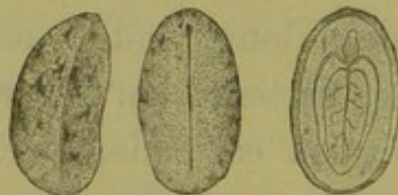
Properties.—Violently cathartic and emetic; used for preparing castor oil.

TIGLIUM.—CROTON SEED.

Origin.—Croton Tiglium, *Linné*, s. *Tiglium officinale*, *Klotzsch*. *Natural order*, Euphorbiaceæ.

Habitat.—India; cultivated.

Fig. 212.



Croton Tiglium.—Lateral and ventral view, and longitudinal section of seed.

Description.—About 12 or 15 millimeters ($\frac{1}{2}$ or $\frac{3}{8}$ inch) long; oval oblong, somewhat quadrangular; surface dull gray-brown, or mottled with black from the removal of the outer coat; otherwise like castor oil seeds.

Constituents.—Fixed oil 50 to 60 per cent. (see *Oleum tiglii*), proteids, ash 3 per cent.

Properties.—Violently drastic; used for preparing croton oil.

CURCAS.—PURGING NUT.

Origin.—*Curcas purgans*, *Adanson*, s. *Jatropha Curcas*, *Linné*. *Natural order*, Euphorbiaceæ.

Habitat.—Tropical America; naturalized in other tropical countries.

Description.—About 20 millimeters ($\frac{4}{5}$ inch) long; resembles croton seed, but the testa is dull black and marked with numerous small fissures; taste less acrid.

Constituents.—Fixed oil 40 per cent. (yellowish or colorless, vesicating), proteids, etc.

Properties.—Drastic and emetic; similar to, but milder than croton seed.

CAFFEA.—COFFEE.

Origin.—*Coffea arabica*, *Linné*. *Natural order*, Rubiaceæ, Coffeæ.

Habitat.—Tropical Africa; cultivated in tropical countries.

Description.—Elliptic or oval from 8 to 12 millimeters ($\frac{1}{3}$ to $\frac{1}{2}$ inch) long, yellowish or bluish-gray, plano-convex, on the flat side with a longitudinal groove, penetrating with a curve deeply into the horny albumen; somewhat oblique on one end; hilum near the groove beneath the rounded end; testa membranous, usually wanting on the back; embryo small at the oblique end, slightly curved under the convex side; odor faint, peculiar; taste somewhat bitter, astringent.

Varieties.—The cultivated varieties vary in size, color, and flavor. The large and well-flavored Liberian coffee is obtained from *Coffea liberica*, *Hiern*.

Constituents.—Fat 13 per cent., glucose and dextrin 15 per cent., proteids 13 per cent., caffeine about 1 per cent., caffeotannic acid, trace of volatile oil, ash 5 to 8 per cent. Caffeine, $C_8H_{10}N_4O_2$, is methyltheobromine, in white silky needles, faintly bitter, soluble in water, more so in alcohol and chloroform; on boiling with barium hydrate converted into carbonic anhydrid, CO_2 , and caffeidine, $C_7H_{12}N_4O$, and the latter ultimately into sarkosine, formic acid, methylamine, and ammonia.

Caffeotannin is amorphous, yields with liquid potassa yellow crystalline caffeic acid, and with fusing potassa protocathechuic acid.

By the roasting of coffee the fat and tannin are destroyed, caffeine is slowly volatilized, and empyreumatic volatile oils are produced.

Properties.—Tonic, stimulant, nervine, antiemetic. *Dose*, 4 to 16 grams (ʒj–iv), in infusion; caffeina 0.1 to 0.2 gram (gr. jss–iij).

STRAMONII SEMEN.—STRAMONIUM SEED.

Thornapple seed.

Origin.—*Datura Stramonium*, *Linné*. *Natural order*, Solanaceæ.

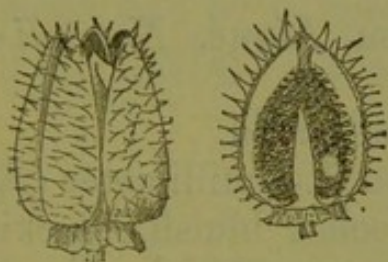
Habitat.—Asia; naturalized in most countries.

Description.—Reniform, flattened, about 4 millimeters ($\frac{1}{8}$ inch) long; hilum and micropyle on the concave edge; testa dull brownish-black, pitted, and wrinkled; albumen whitish, oily, inclosing a cylindrical embryo curved par-

allel with the edge of the seed; inodorous; taste oily and bitter.

Constituents.—Fixed oil 25 per cent., resin, mucilage, proteids, ash 3 per cent., daturine 0.3 per cent. (mixture of hyoscyamine and atropine).

Fig. 213.



Stramonium.—Capsule and longitudinal section.



Stramonium seed and section, magnified 3 diam.

Properties.—Diuretic, dilating the pupil, narcotic. *Dose*, 0.06 to 0.2 gram (gr. j–iij), in powder, tincture, or extract.

HYOSCYAMI SEMEN.—HYOSCYAMUS SEED.

Origin.—*Hyoscyamus niger*, Linné. *Natural order*, Solanaceæ.

Habitat.—Europe and Asia; naturalized in some parts of North America.

Description.—Roundish-reniform, flattened, 1 to 1.5 millimeter ($\frac{1}{25}$ to $\frac{1}{16}$ inch) long; hilum and micropyle on the concave edge; testa finely pitted, roughish, light gray-brown; albumen whitish, oily, inclosing a cylindrical embryo curved parallel with the edge of the seed, but with the tip of the cotyledons incurved; inodorous; taste oily, bitter, somewhat acrid.

Constituents.—Fixed oil 25 per cent., resin, mucilage, proteids, little hyoscyamine (see *Hyoscyami folia*).

Fig. 214.



Hyoscyamus seed.—
a. Slightly magnified.
b. Section.

Properties.—Anodyne, hypnotic, dilating the pupil, narcotic. *Dose*, 0.1 to 0.3 gram (gr. jss-v), in powder or emulsion.

PAPAVER.—POPPY SEED, MAW SEED.

Origin.—*Papaver somniferum*, *Linné*. *Natural order*, Papaveraceæ.

Habitat.—Western Asia; cultivated.

Description.—Reniform, 1 to 1.5 millimeter ($\frac{1}{25}$ to $\frac{1}{16}$ inch) long; testa varying in color, bluish, blackish, or whitish, with shallow pits; albumen whitish, oily, inclosing a cylindrical semilunar embryo; inodorous; taste oily.

Constituents.—Fixed oil 45 to 50 per cent., proteids, mucilage, morphine 0.05 per cent.

• *Properties.*—Demulcent, mild anodyne. *Dose*, 1 to 4 grams (gr. xv-3j), in emulsion.

SABADILLA.—CEVADILLA.

Origin.—*Asagrea* (*Helonias*, *Don*) *officinalis*, *Lindley*, s. *Veratrum Sabadilla*, *Schlechtendal*. *Natural order*, Liliaceæ, Melanthieæ.

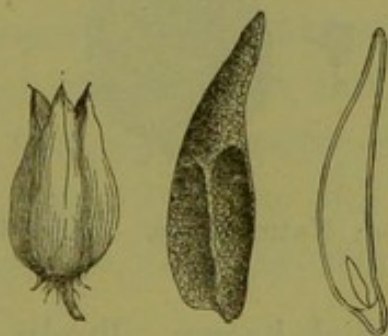
Habitat.—Mexico to Venezuela.

Description.—Narrow-oblong or lance-linear, about 6 millimeters ($\frac{1}{4}$ inch) long, rounded below, rather beaked above, somewhat angular; testa brownish-black, rugosely wrinkled; albumen whitish and oily, with a small linear embryo near the base; inodorous, bitter, persistently acrid, sternutatory.

The papery follicles sometimes present should be rejected.

Constituents. — Veratrine, $C_{37}H_{53}NO_{11}$, cevadine, $C_{32}H_{49}NO_9$, cevadilline, $C_{34}H_{53}NO_8$, cevadic acid (sublimable, odor of butyric acid), veratric acid (sublimable in prisms), fixed oil. Veratrine (of Wright and Luff) is amorphous, and by potassa is split into veratric acid and verine, $C_{28}H_{45}NO_8$. Cevadine (Merck's veratrine) crys-

Fig. 215.



Sabadilla.—Fruit natural size; seed and longitudinal section, magnified.

tallizes in prisms, and by potassa is split into cevadic acid and cevine, $C_{27}H_{43}NO_8$. Medicinal veratrine is a white powder, acrid, sternutatory, readily soluble in alcohol, ether, and chloroform, less freely soluble in glycerin and olive oil, and is colored yellow and deep red by sulphuric acid, yellow by nitric acid, and deep red by hot hydrochloric acid.

Properties.—Powerful irritant; used for preparing veratrine, and for killing vermin. *Dose*, of veratrine, 0.002 to 0.006 or 0.01 gram (gr. $\frac{1}{32}$ to $\frac{1}{10}$ or $\frac{1}{6}$), in pills; mostly externally in ointment.

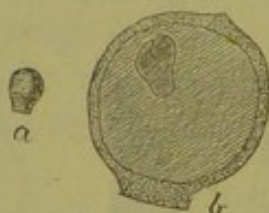
COLCHICI SEMEN.—COLCHICUM SEED.

Origin.—*Colchicum autumnale*, Linné. *Natural order*, Liliaceæ, Melanthiææ.

Habitat.—Europe, in meadows.

Description.—Subglobular, about 2 millimeters ($\frac{1}{12}$ inch) thick; hilum circular, furnished with a soft carun-

Fig. 216.



Colchici semen.—a. Natural size. b. Section, magnified.

cle; testa dull reddish-brown, finely pitted; albumen whitish, oily, hard, and tough, inclosing a small embryo nearly opposite the hilum; inodorous; taste bitter, somewhat acrid.

Constituents.—Fixed oil 6 to 8 per cent., gum, sugar, colchicine, and derivatives of the latter. Colchicine, $C_{17}H_{23}NO_6$, is colorless or yellow, amorphous, soluble in water, alcohol, and chloroform, less soluble in ether, of a saffron-like odor and bitter taste, precipitated by tannin, turns moist litmus paper slowly blue, and in aqueous solution is colored yellow by hydrochloric acid. Colchicein, $C_{17}H_{21}NO_5 \cdot 2H_2O$, is in white crystals, inodorous, soluble in alcohol, chloroform, and hot water, colored green by ferric chloride, and, after several days' standing, precipitated by tannin. Colchicoresin, $C_{51}H_{60}N_2O_{15}$, is brown, amorphous, soluble in chloroform and alcohol, insoluble in ether, and very sparingly soluble in cold

water. Beta-colchicoresin, $C_{34}H_{39}NO_{10}$, is blackish-brown, soluble in strong alcohol and chloroform, and insoluble in water and ether. The last two principles are not, or but slightly, affected by tannin, are colored brown-green by ferric chloride, and dissolve in potassa with a brown color. Colchicine and colchicein yield with potassa a yellow solution. The four principles yield with sulphuric acid and potassium nitrate a deep blue or purplish-blue color, and when this has disappeared, concentrated potassa solution gives a more permanent brick-red color. They are extracted from the unbroken seeds by digestion with alcoholic liquids, while maceration in the same exhausts only about two-thirds of the principles.

Properties.—Cathartic, emetic, sedative; in gout and rheumatism. *Dose*, 0.1 to 0.3 or 0.5 gram (gr. jss-v-viij), in powder, tincture, wine, or fluid extract.

GRANUM PARADISI.—GRAIN OF PARADISE.

Origin.—1. *Amomum Granum-paradisi*, *Afzelius*. 2. *Am. Melegueta*, *Roscoe*. *Natural order*, Zingiberaceæ.

Habitat.—Western Africa.

Description.—Roundish-angular, 2 to 3 millimeters ($\frac{1}{12}$ to $\frac{1}{8}$ inch) long; hilum at the slightly conical end, rather broad and depressed (*Granum-paradisi*), or grayish tufted (*Melegueta*); testa reddish-brown, finely warty; albumen whitish, mealy, and oily, inclosing a small embryo; odor slightly spicy; taste pungent, pepper-like.

Constituents.—Volatile oil 0.3 per cent., acrid resin, starch, gum, ash 2 to 3 per cent.

Properties.—Stimulant; used mainly in cattle powder, and for imparting artificial strength to spirits.

Paradisi (Thresh) $\frac{9}{14} \frac{33}{2}$ amorphous, semiliquid, burning to
Berichte No 18. 1884. p.

ARECA.—ARECA NUT.

Origin.—Areca Catechu, *Linné*. *Natural order*, Palmaceæ.

Habitat.—East Indies; cultivated.

Description.—Roundish conical, about 25 millimeters (1 inch) long, flattish at the hilum, externally brown, veined, internally horny, white, with dark brown veins; embryo near the hilum, small, conical; odor faint; taste slightly astringent.

Constituents.—Fat 14 per cent., tannin, resin, mucilage, ash 2.2 per cent.

Properties.—Astringent, tæniifuge. *Dose*, 8 to 12 grams (ʒij–iij).

alkaloids, *Berichte*, vol. xxi. p. 3405 & *Pharm. Journ.*, 1889. p. 605
 " 1890. p. 2972. 1891. p. 2615. p. 667

12. CELLULAR DRUGS NOT READILY RECOGNIZED AS DISTINCT ORGANS OF PLANTS.

This class embraces excrescences, hairs, glands, sporules, and such other vegetable drugs which do not belong to any of the preceding classes, and do not constitute a distinct organ of a plant, or are not readily recognizable as such. The starches, though not truly cellular, but being of a definite shape, are embraced in this class.

Classification.

Sect. 1. Not farinaceous.

Globular, tuberculated above.	Galla.
Irregular-ovate, tuberculated or lobed, hollow; shell thin.	Gallæ chinenses et japonicæ.
Irregular pieces, white, friable, very bitter.	Fungus laricis.
Felt-like pieces, soft, brown, glossy, tasteless.	Fungus chirurgorum.

Irregular-globose, falling into a brown-black powder.	Ustilago.
Narrow oblong and subtriangular, three-grooved.	Ergota.
Cylindrical, brownish, horn-like.	Laminaria.
Cylindrical, white, spongy, mucilaginous.	Sassafras medulla.
Flat, divided into narrow bands, aromatic.	Macis.
Thread-like, notched above, orange-brown red.	Crocus.
Long, silky, thread-like, yellowish.	Stigmata maydis.
Curling, white filaments; under the microscope band-like.	Gossypium.
Curling, brown, glossy filaments, under the microscope jointed.	Cibotium.
Stiff, brown-red, under the microscope retrorsely serrate.	Mucuna.
Pulverulent, brick-red, consisting of hairs and glands.	Kamala.
brown or dark purple, mixed with wood fibres.	Araroba.
brown-yellow, aromatic, under the microscope subglobular or hood-shaped.	Lupulina.
pale yellow, tasteless, under the microscope tetrahedral.	Lycopodium.
Viscid liquid, containing roundish cells.	Fermentum.

Sect. 2. Farinaceous.

I. Unaltered starch granules, consisting of more or less distinct layers.	Amylum.
II. Granules partly altered.	
Globular grains; granules oblong, truncate.	Sago.
Irregular lumps; granules muller-shaped.	Tapioca.
III. Granules wholly or partly inclosed in tissue.	
Globular grains with a brown groove; granules similar to wheat starch.	Hordeum.
Meal; granules polyhedral, small, united to globules.	Avena.

GALLA.—NUTGALL.

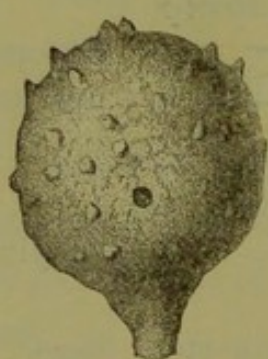
Origin.—Excrescences on *Quercus lusitanica*, *Webb*, var. *infectoria*, *De Candolle*, s. *Q. infectoria*, *Olivier*. *Natural order*, Cupuliferæ, caused by the punctures and deposited ova of *Cynips gallæ tinctoriæ*, *Olivier*. *Class*, Insecta. *Order*, Hymenoptera.

Habitat.—Levant.

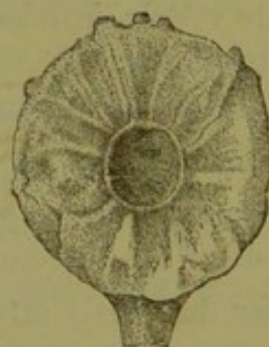
Description.—Subglobular, 2 centimeters ($\frac{4}{5}$ inch) or less in diameter, with a short stipe, more or less tuberculated above, otherwise smooth; heavy, hard, often with a circular hole near the middle, blackish-olive-green or blackish-gray; fracture granular, grayish; in the centre a cavity containing either the partly developed insect or pulverulent remains left by it; nearly inodorous; taste strongly astringent.

Light, spongy, and whitish-colored nutgalls should be rejected.

Fig. 217.



Entire.



Section.

Galla.

Varieties.—Aleppo or Syrian nutgalls, dark colored and heavy.

Smyrna nutgalls, of a grayish-olive color, intermixed with white galls.

Sorian nutgalls, size of a pea; blackish.

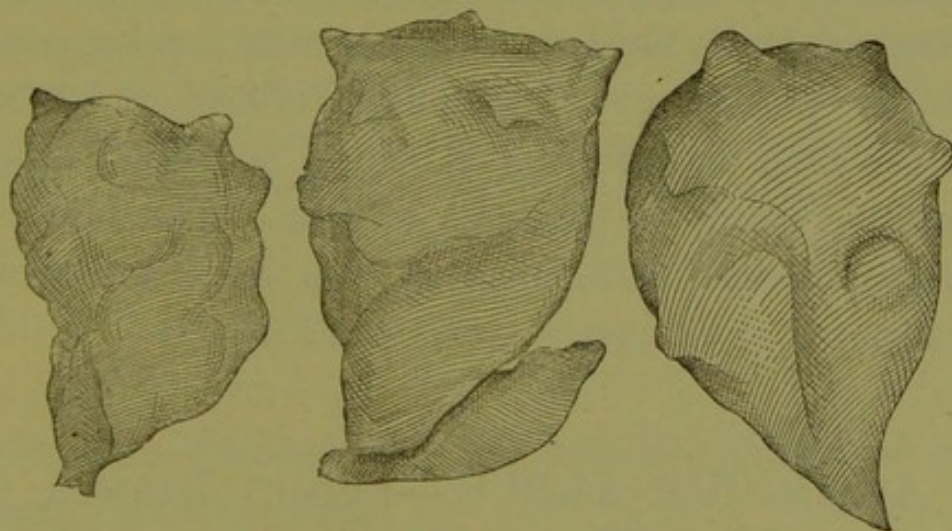
Indigenous nutgalls, globular, smooth, or tuberculate, white or blackish, spongy or firm, varying according to origin; the galls of *Quercus virens*, *Aiton*, are of a firm texture, dark color, and rich in tannin (40 per cent.).

California oak balls, from *Quercus lobata*, *Engelmann*, are globular, 5 centimeters (2 inches) in diameter, orange-brown, internally white and spongy; very astringent.

Chinese nutgalls, from *Rhus semialata*, *Murray*, by the sting of *Aphis chinensis*, *Bell*; about 4 or 5 centimeters ($1\frac{1}{2}$ to 2 inches) long, ovate, but very irregular, tuberculate, grayish-downy, hollow; shell thin, fragile, inclosing the remnants of numerous insects.

Japanese nutgalls, from *Rhus semialata* or an allied species; about 2 to 3 centimeters ($\frac{4}{5}$ to $1\frac{1}{5}$ inch) long, usually lobed, and the lobes tuberculate, densely pubes-

Fig. 218.



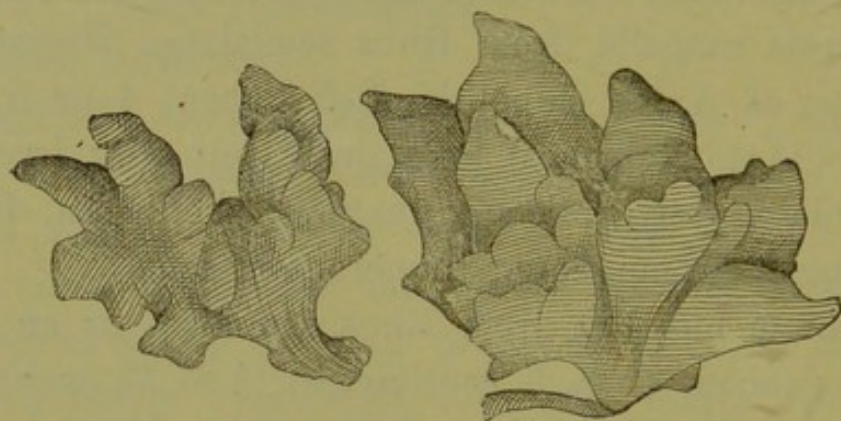
Gallæ chinenses.

cent; contains starch granules; otherwise like the preceding.

Constituents.—Tannin 50 to 60 per cent. (white galls about 30 per cent.), gallic acid 2 to 3 per cent., mucilage, sugar, resin, and, in the nucleus, starch. Tannin, gallo-

tannic acid or digallic acid, $C_{14}H_{10}O_9$, is yellowish-white, amorphous, insoluble in absolute ether, soluble in glycerin, alcohol, and water, precipitated blue-black by ferric salts and white by gelatin. Commercial tannin contains a little odorous and coloring matter and variable quantities

Fig. 219.



Gallæ japonicæ.

of glucose. Gallic acid, $C_7H_6O_5 \cdot H_2O$, is in white silky needles, soluble in alcohol, less so in ether, and sparingly soluble in cold water; is precipitated blue-black by ferric salts, the color disappearing on boiling, and is not affected by gelatin, except in presence of gum. The tannin of Chinese nutgalls differs somewhat from that of the officinal nutgalls.

AGARICUS ALBUS.—FUNGUS LARICIS,
WHITE AGARIC.

Origin.—Polyporus officinalis, *Fries*, s. Boletus laricis, *Jacquin*. *Natural order*, Fungi, Hymenomycetes.

Habitat.—Asia and Europe, on the larch (*Larix*).

Description.—Deprived of the outer rind; hoof-shaped or conical, about 15 centimeters (6 inches) broad, usually in irregular pieces, white, light, somewhat fibrous and

spongy, very friable, but not readily pulverizable; odor faint; taste sweetish, acrid, and very bitter.

Constituents.—Laricin (white, amorphous, bitter, forms a jelly with water), bitter resin (brown-red, soluble in cold alcohol, chloroform, benzol, etc.), resins sparingly soluble in cold alcohol, sugar (mannit?), and agaric, fumaric, citric, and malic acids.

Properties.—Antisudoral, purgative, in large doses emetic. *Dose*, 0.2 to 0.6 gram (gr. iij-x) in powder, tincture, or extract.

FUNGUS CHIRURGORUM.—SURGEON'S AGARIC.

Origin.—Polyporus (Boletus, *Linné*) fomentarius, *Fries*. *Natural order*, Fungi, Hymenomycetes.

Habitat.—Europe, on the oak (*Quercus*) and beech (*Fagus*).

Description.—Deprived of the harder rind, cut into slices, boiled in lye, washed and beaten. Felt-like, soft-velvety pieces, brown, glossy, nearly inodorous, tasteless; consists of interlaced filiform cells. Impregnated with potassium nitrate it constitutes spunk or touchwood.

Uses.—Externally for arresting hemorrhage.

USTILAGO.—CORNSMUT.

Origin.—Ustilago Maydis, *Léveillé*. *Natural order*, Fungi, ²Æcidiumycetes.

Habitat.—Upon all parts of *Zea Mays*, *Linné*, most frequently upon the inflorescence.

Description.—Irregular globose masses, sometimes 15 centimeters (6 inches) in diameter, consisting of a blackish gelatinous membrane, inclosing innumerable brown-black, globular, and nodular spores; odor and taste disagreeable.

Constituents.—Fixed oil 2.5 per cent., probably sele-

rotic acid, crystalline principle (soluble in carbon disulphide), volatile base, sugar, mucilage, ash 5 per cent.

Properties.—Emmenagogue, parturient. *Dose*, 1 to 2 grams (gr. xv–xxx).

ERGOTA.—ERGOT.

Secale cornutum.

Origin.—*Claviceps purpurea*, *Tulasne*. *Natural order*, Fungi, Ascomycetes.

Habitat.—In the inflorescence of *Secale cereale*, *Linné*, and other grasses.

Description.—Somewhat fusiform, obtusely triangular, usually curved, about 25 millimeters (1 inch) long, about 4 millimeters ($\frac{1}{8}$ inch) thick, three-furrowed, obtuse at both ends, purplish-black, internally whitish, breaking with a short fracture; odor peculiar, heavy, increased by trituration with solution of potassa; taste oily, unpleasant.

Ergot grows from a loose white mycelium, which in its early stage is accompanied by an unpleasantly sweet mucus, and penetrates into the ovary. In the following spring stiped fruit-heads are produced, containing numerous bottle-shaped conceptacles (peritheciæ) with fusiform spore-sacs (asci) inclosing 8 filiform spores.

Ergot should be kept in a dry place, and renewed every year.

Constituents.—Fixed oil 30 per cent., mycose, proteids, sclerotic acid 4 per cent. (brownish, tasteless, soluble in water, ecboic), scleromucin 2–3 per cent. (brown, tasteless, after drying insoluble in water; ecboic), sclererythrin $\frac{1}{100}$ per cent. (soluble in alkalies with a deep

Sclerotinic acid is essentially Ergotinic acid
Robert, Pharm. Zeit., 1886, Op. 167. see *Ibid* p. 323.

Trimethylamine a decomposition product. Ph. Zeit., No 21, 1887, p. 145

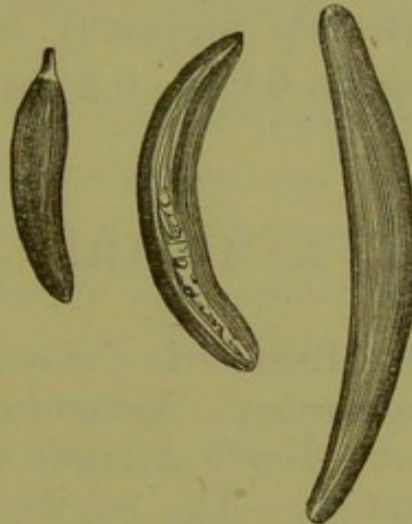
red color), scleroiodin (violet in alkalies), picrosclerotin (poisonous), sclerocrystallin and scleroxanthin (crystalline, inert), ecboline and ergotine (probably identical, and,

Fig. 220



Ergotized rye.

Fig. 221



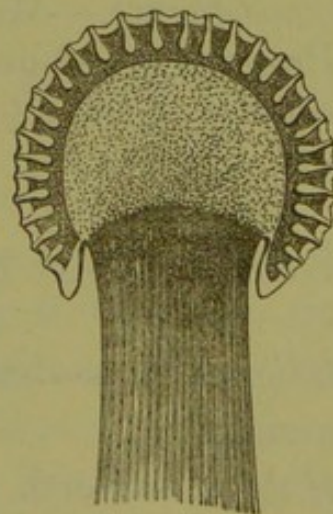
Ergota.

Fig. 222.



Ergot with fruit-heads.

Fig. 223.



Section of head, showing conceptacles.

when pure, inert), ergotinine $\frac{1}{20}$ per cent. (crystalline alkaloid, fluorescent, by sulphuric acid red, violet, and blue).

Bonjean's ergotin is the aqueous extract of ergot, precipitated by alcohol, and evaporated.

Properties.—Emmenagogue, ecbotic, parturient, hemostatic, poisonous. *Dose*, 0.3 to 1.5 gram (gr. v–xxij), in powder (freshly prepared), infusion, wine, or fluid extract; ergotin 0.06 to 0.2 gram (gr. j–iij).

LAMINARIA.—LAMINARIA.

Origin.—Laminaria Cloustoni, *Edmonston*, s. L. digitata, *Lamouroux*. *Natural order*, Algæ, Fucoideæ.

Habitat.—North Atlantic Ocean.

Description.—The stipitate portion of the plant is used. Cylindrical pieces about 1 centimeter ($\frac{2}{5}$ inch) thick, deeply wrinkled, brownish or brown, often with a saline efflorescence, horn-like, sometimes hollow in the centre (from old plants); after soaking in water brown-green, elastic, and four or five times the former thickness; in the outer layer with large mucilage cells; odor slight seaweed-like; taste mucilaginous, saline.

Constituents.—Mucilage, mannit, salts.

Properties.—Absorbent, dilatant; turned cylindrical or conical, used as tents.

Detection of Iodine in Laminaria, the chief source of this element. Archiv. 1887, 519.

SASSAFRAS MEDULLA.—SASSAFRAS PITH.

Origin.—Sassafras officinalis, *Nees*. *Natural order*, Lauraceæ.

Habitat.—North America.

Description.—Slender cylindrical pieces, often curved or coiled, light, spongy, white, inodorous, insipid.

Constituents.—Mucilage; from its aqueous solution it is not precipitated by alcohol or subacetate of lead.

Properties.—Demulcent; used mostly in collyria.

MACIS.—MACE.

Origin.—*Myristica fragrans*, *Houttuyn*. *Natural order*, Myristicaceæ.

Habitat.—Molucca Islands; cultivated in the tropics.

Description.—It is the arillus of nutmeg. In narrow bands, about 25 millimeters (1 inch) long, somewhat branched and lobed above, united to broader pieces at the base; of a brownish-orange color, fatty when scratched or pressed; fracture short, showing numerous yellow oil cells; fragrant; taste warm, aromatic.

Constituents.—Volatile oil 8 per cent. (mostly macene, $C_{10}H_{16}$, with little oxygenated compound), resin, fat, sugar, mucilage, proteids, no starch granules.

Properties.—Stimulant, tonic; used chiefly for flavoring.

CROCUS.—SAFFRON.

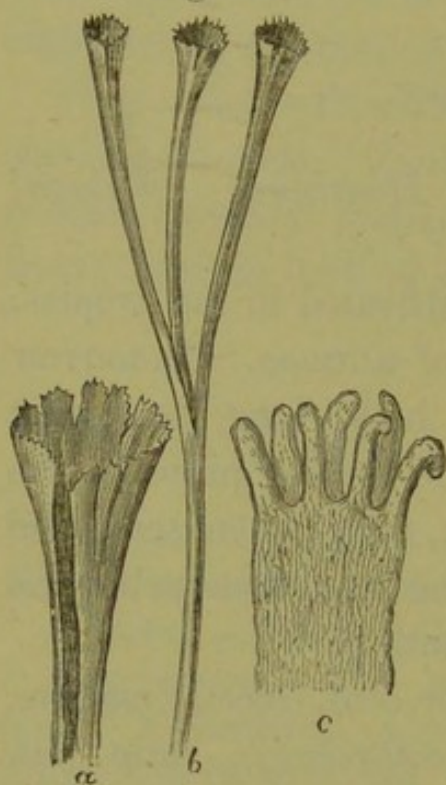
Origin.—*Crocus sativus*, *Linné*. *Natural order*, Iridaceæ.

Habitat.—Western Asia; cultivated.

Description.—It consists of the stigmas, which are separate, or three, attached to the top of the style, about 3 centimeters ($1\frac{1}{4}$ inch) long, flattish-tubular, almost thread-like, broader and notched above; orange-brown red; odor peculiar, aromatic; taste bitterish and aromatic. When chewed it tinges the saliva deep orange-yellow.

Saffron should not be mixed with the yellow styles. When pressed between filtering paper, it should not leave an oily stain. When soaked in water, it colors the liquid orange-yellow, and should not deposit any pulverulent mineral matter, nor show the presence of organic substances differing in shape from that described.

Fig. 224.



Crocus.—*a*. Stigma, upper part, magnified 4 diam. *b*. Styles with stigmas. *c*. Papillose margin of stigma, magnified 120 diam.

Varieties.—Commercial saffron is mostly of Spanish or French (Gatinais) origin. African saffron is usually safflower (*carthamus*). Cape saffron consists of the corolla of *Lyperia crocata*, *Ecklon*. Natural order, *Scrophulariaceæ*.

Constituents.—Volatile oil 1 per cent., fixed oil, wax, mucilage, sugar, proteids, ash 5 per cent., and polychroit, $C_{48}H_{60}O_{18}$.

The latter is insoluble in ether, soluble in ordinary alcohol and water, and is split into sugar, heavy essential oil, $C_{10}H_{14}O$, and crocin, $C_{16}H_{18}O_6$, which is insoluble in ether, nearly insoluble in water, and is colored blue by sulphuric acid, like polychroit.

Properties.—Diaphoretic, carminative, emmenagogue, anodyne, mildly narcotic. *Dose*, 0.3 to 2 grams (gr. v-xxx), in powder, infusion, tincture, or syrup.

MAYDIS STIGMATA.—CORN SILK.

Origin.—Zea Mays, *Linné*. *Natural order*, Gramineæ.

Habitat.—Tropical America; cultivated in the warm temperate zone.

Description.—The stigmas are collected. Fine thread-like, 15 centimeters (6 inches) or more long, about 0.5 millimeter ($\frac{1}{50}$ inch) broad, yellowish or greenish, soft-silky, finely hairy, inodorous, taste sweetish.

Constituents.—Sugar, mucilage, maizenic acid (?).

Properties.—Diuretic, lithontriptic. *Dose*, about 2 grams (5ss) in decoction or syrup; of the aqueous extract, 0.3 to 0.5 gram (gr. v-viij).

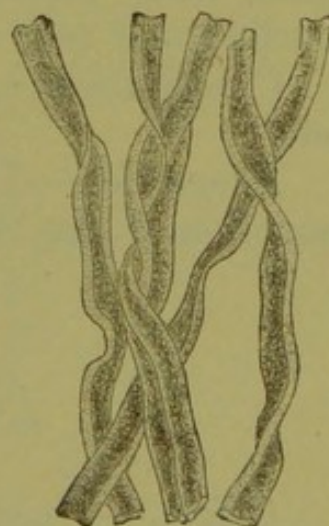
GOSSYPIMUM.—COTTON.

Origin.—Gossypium herbaceum, *Linné*, and other species of Gossypium. *Natural order*, Malvaceæ.

Habitat.—Tropical Asia and Africa; cultivated in tropical and subtropical countries.

Description.—The hairs attached to the seeds are used. One-celled filaments, about 2 (short staple) to 4 (long staple) centimeters ($\frac{4}{5}$ – $1\frac{3}{5}$ inch) long, and about 0.02 millimeter (0.0008 inch) broad; white, soft, curling, under the microscope appearing as flattened, hollow, and twisted bands, which are spirally striate and slightly thickened at the obtuse edges; inodorous, tasteless, insoluble in water, alcohol, ether, and potassa solution; blackened by warm solution of stannic chloride, not dyed by picric acid, soluble in ammoniacal solution of copper sulphate.

Fig. 225.



Cotton fibres.

Constituents.—Cellulose and fixed oil 9–10 per cent., the latter removed by repeated boiling with caustic alkali (absorbent cotton).

Uses.—For preparing collodion and for surgical dressings.

CIBOTIUM.—PENGHAWAR.

Penghawar-Djambi, Paku-kidang, Pulu.

Origin.—Cibotium Baromez, *Kunze*, Cib. Djambianum, *Hasskarl*, and other species of ferns. *Natural order*, Filices.

Habitat.—Sumatra, Java.

Description.—The chaffy hairs of the bases of the fronds and stem are collected. Curling filaments, about 0.05 millimeter (0.002 inch) broad, glossy, brown or brown-yellow; under the microscope flat and jointed; inodorous, tasteless. Penghawar is about 25 millimeters (1 inch) long, and of a yellowish tint. Paku-kidang, from *Alsophila lurida*, *Bl.*, etc., is about 5 centimeters (2 inches) long, and of a brown color. Pulu, or Pulu-pula, from *Cibotium glaucum*, *Hooker*, etc., is slightly curling and very soft.

Constituents.—Humin compounds, little resin, wax, etc.

Properties.—Hæmostatic through the mechanical absorption of the blood serum.

MUCUNA.—COWAGE.

Origin.—Mucuna (*Stizolobium*, *Persoon*; *Dolichos*, *Linné*) pruriens, *De Candolle*. *Natural order*, Leguminosæ, Papilionaceæ.

Habitat.—East and West Indies.

Description.—The hairs attached to the legumes are used. One-celled, 2 or 3 millimeters ($\frac{1}{12}$ – $\frac{1}{8}$ inch) long,

stiff, brown-red, under the microscope appearing sharp-pointed, retrorsely serrate, rather thick-walled and partly filled with a brown granular matter. The hairs easily penetrate the skin, causing violent itching.

Constituents.—Little tannin and resin.

Mucuna urens, *De Candolle*, yields shorter and darker hairs, which are equally irritating.

Properties.—Anthelmintic, externally irritant. *Dose*, 0.1 to 0.2 gram (gr. jss–ijj), mixed with syrup.

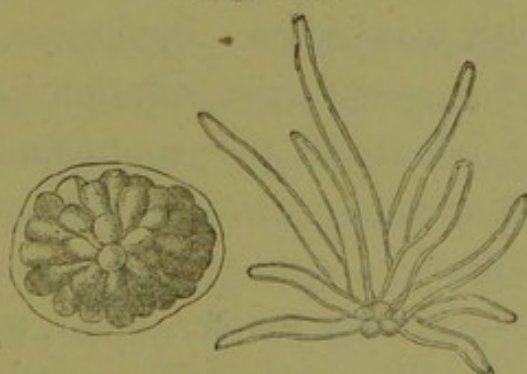
KAMALA.—KAMALA.

Origin.—*Rottlera tinctoria*, *Roxburgh*, s. *Mallotus philippinensis*, *Mueller Arg.* *Natural order*, Euphorbiaceæ.

Habitat.—Abyssinia, India, China, Philippine Islands, and Australia.

Description.—The glands and hairs of the capsules are collected. Granular, mobile, brick-red, inodorous

Fig. 226.



Kamala.—Magnified 190 diam.

and nearly tasteless powder, imparting a deep red color to alkaline liquids, alcohol, ether, and chloroform. Under the microscope it is seen to consist of stellately arranged colorless hairs, mixed with depressed globular glands, containing numerous red club-shaped vesicles. When

heated in a crucible to redness, it leaves an ash, weighing not over 8 per cent. of the drug.

Constituents.—Resins nearly 80 per cent., one soluble in cold, the other in hot alcohol; rottlerin, $C_{22}H_{20}O_6$ (crystallizing from ether, yellow, easily altered on exposure to air), ash about 4 per cent.

Adulteration.—Earthy matters, sometimes to the extent of 60 per cent.; best detected by incineration.

Properties.—Tæniifuge. *Dose*, 4 to 8 or 12 grams (ʒj-ij-iiij), in powder or electuary.

ARARоба.—GOA POWDER.

Origin.—Andira Araroba, *Aguiar*. *Natural order*, Leguminosæ, Papilionaceæ.

Habitat.—Brazil.

Description.—Collected from radial clefts of the wood. When fresh, light yellow, after exposure ochre-colored, umber-brown, or brown-purple; somewhat crystalline, rough, mixed with wood-fibres; inodorous, bitter. Water dissolves about 7 per cent., the solution being brownish; benzol dissolves about 80 per cent., and subsequently alcohol about 2 per cent.; the insoluble portion consists mostly of wood fibres.

Constituents.—Gummy matter, resin, and chrysarobin $C_{30}H_{26}O_7$ (orange-yellow, crystalline, soluble in ether, benzol, and alkalies; the latter solution is yellow, has a green fluorescence, and becomes red, when it contains chrysophanic acid); ash about 0.5 per cent.

Properties.—Irritant; used externally in skin diseases.

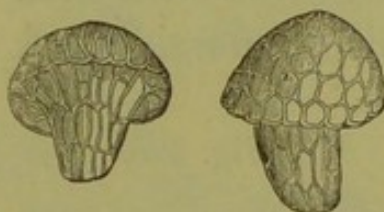
LUPULINUM.—LUPULIN.

Origin.—*Humulus Lupulus*, *Linné*. *Natural order*, Urticaceæ, Cannabineæ.

Habitat.—Northern temperate zone; cultivated.

Description.—The glands attached to the axis and bracts of the strobiles are collected. Bright brownish-

Fig 227.



Lupulin (fresh).

yellow, becoming yellowish-brown; resinous, aromatic, and bitter, consisting of minute granules, which, under the microscope, are subglobular or rather hood-shaped, and reticulate, the lower half being obtusely conical. When agitated with water and allowed to stand, no appreciable sediment consisting of sand should be deposited.

Constituents.—Volatile oil 3 per cent., trimethylamine, lupuline (strongly alkaline liquid, odor of coniine, not bitter), resin, wax (myricin), lupamaric acid, $C_{82}H_{50}O_7$ (bitter prisms, insoluble in water), ash about 5 per cent. The volatile oil, on exposure, yields valerianic acid.

Properties.—Stimulant, tonic, anodyne. *Dose*, 0.2 to 0.5 or 1 gram (gr. iij–viii–xv), in powder, tincture, fluid extract, or oleoresin.

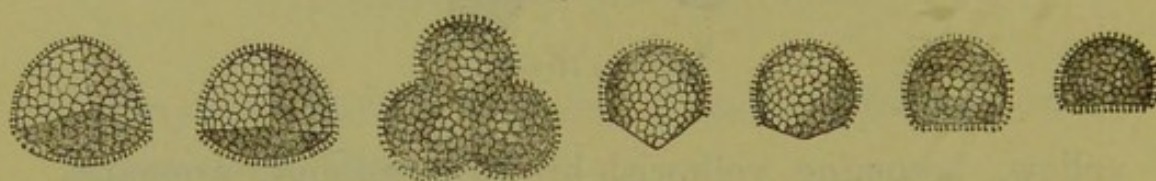
LYCOPODIUM.—LYCOPODIUM.

Origin.—*Lycopodium clavatum*, *Linné*, and other species of *Lycopodium*. *Natural order*, *Lycopodiaceæ*.

Habitat.—Europe, Asia, and North America, in dry woods.

Description.—A fine powder, pale yellowish, very mobile, inodorous, tasteless, not wetted by water, burning quickly when thrown into a flame. Viewed under the microscope the granules are seen to be tetrahedral, reticulated, rounded on one side and on the edges with short projections.

Fig. 228.



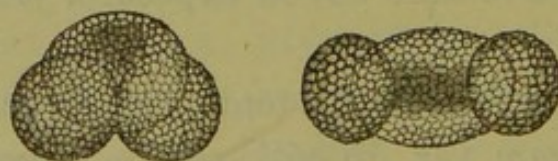
Lycopodium.

Constituents.—Fixed oil 47 per cent., volatile bases in minute quantity; ash 4 per cent.

Uses.—For protecting excoriated surfaces, and for preventing the mutual adhesion of pills.

Adulterations.—Pine pollen consists of an elliptic cell, at both ends of which a globular cell is attached.

Fig. 229.



Pollen of pine.

Starch is colored blue by iodine. Powdered turmeric is colored red-brown by alkalies. Mineral admixtures subside in carbon disulphide and increase the yield of ash.

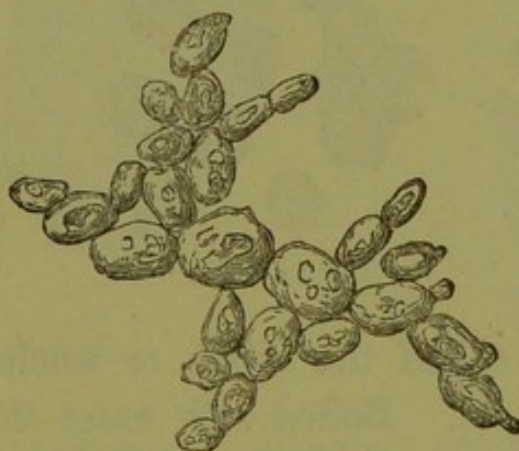
FERMENTUM.—YEAST.

Origin.—Torula (Saccharomyces, *Meyen*) cerevisiæ, *Turpin*. *Natural order*, Fungi, Saccharomycetes.

Habitat.—In fermenting malt liquors.

Description.—A viscid liquid or semifluid frothy mass, containing numerous isolated roundish or oval cells

Fig. 230.



Yeast cells.

(bottom yeast), or the cells are arranged in short branching rows (top yeast); odor peculiar, taste bitter.

Properties.—Tonic, stimulating, laxative, antiseptic.

Dose. 30 to 65 grams (℥j-ij); externally for poultices.

AMYLUM.—STARCH.

Origin.—In most vegetables. For medicinal and dietetic purposes, and for uses in the arts, starch is prepared from amylaceous seeds, tubers, rhizomes, and palm stems.

Description.—Fine white powder, sometimes superficially adhering so as to form irregular angular or columnar masses, white, inodorous, tasteless, insoluble in ether,

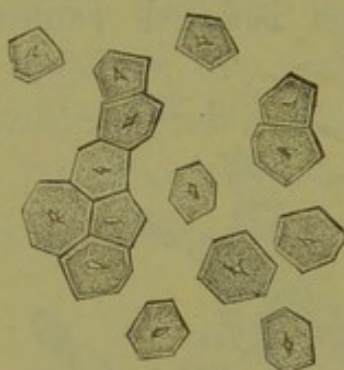
alcohol, and cold water; under the microscope, appearing as minute granules, varying in size and shape according to origin, and consisting of more or less distinct concentric or excentric layers, which are arranged

Fig. 231.



Wheat starch.

Fig. 232.



Corn starch.

Fig. 233.



Rice starch.

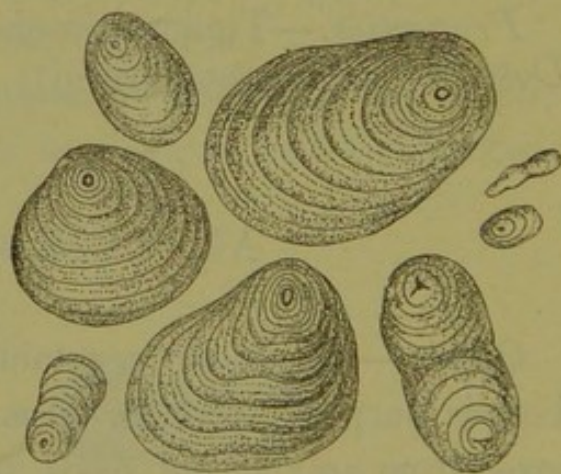
around a cavity called the hilum or nucleus. Its composition is $C_6H_{10}O_5$. Boiled with water the granules are ruptured and dissolve in water, yielding, on cooling, a jelly or mucilaginous liquid acquiring a blue color with

Fig. 234.



Maranta starch.

Fig. 235.



Potato starch.

iodine. Heated to $180^{\circ} C.$ ($356^{\circ} F.$) starch is converted into dextrin. Boiled with dilute sulphuric acid, starch yields dextrin and finally glucose.

The most important starches found in commerce may be distinguished by the microscopic appearance of the granules, as follows: (The cuts represent the starch granules magnified 250 diameters).

Fig. 236.



Canna starch.

Fig. 237.



Curcuma starch.

Lenticular, large and minute granules; layers indistinct; hilum slight, near the centre.

Triticum
vulgare.

Polyhedric, uniform; size of wheat starch (nearly); hilum central, large.

Zea Mays.

Polyhedric, uniform; much smaller; hilum small.

Oryza sativa.

Ovate; layers delicate, distinct; hilum at broad end, often cleft.

Maranta arun-
dinacea.

Ovate or roundish ovate; larger than preceding; layers very distinct; hilum rather small at the narrow end.

Solanum
tuberosum.

Ovate or ovate-oblong; larger than preceding; layers numerous, delicate; hilum inconspicuous, mostly at the narrow end.

Canna spec.

Elliptic, flat, contracted at one end; layers numerous, delicate; hilum small at the narrow end.

Curcuma spec.

SAGO.—PEARL SAGO.

Origin.—Metroxylon Sagu, *Rottboell*, and *M. Rumphii*, *Martius* (*Sagus Rumphii*, *Willdenow*), and other palms. *Natural order*, Palmæ.

Habitat.—East India Islands; cultivated.

Fig. 238.



Sago starch.

Description.—Globular, pearl-like grains, prepared by granulation with heat; white or brownish, somewhat diaphanous; the unaltered starch granules oblong, elliptic, or ovate, truncate at one end; layers more or less distinct; hilum at the rounded end often cleft.

TAPIOCA.—TAPIOCA.

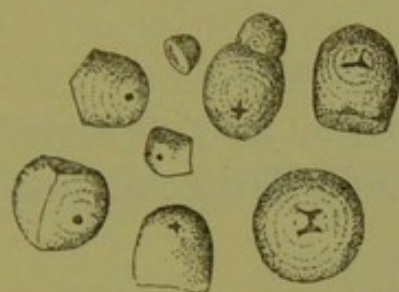
Origin.—*Manihot utilisima*, *Pohl*, s. *Jatropha Manihot*, *Linné*, and *Manihot Aipi*, *Pohl*, s. *Jatr. dulcis*, *Gmelin*. *Natural order*, Euphorbiaceæ.

Habitat.—Brazil; cultivated in the tropics.

Description.—The starch of the rhizome (cassava starch), while still moist, is dried on heated plates. Irregular lumps, white and opaque or somewhat diaphanous; the unaltered starch granules muller-shaped;

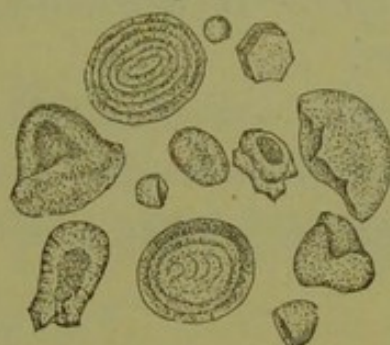
layers indistinct; hilum near the rounded end, small, often cleft.

Fig. 239.



Cassava starch.

Fig. 240.



Altered starch granules from tapioca.

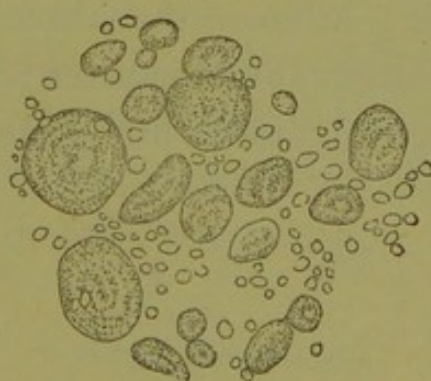
HORDEUM.—PEARL BARLEY.

Origin.—*Hordeum distichum*, *Linné*, and other cultivated species of *Hordeum*. *Natural order*, Graminaceæ.

Habitat.—Asia; cultivated.

Description.—The fruit is almost completely deprived of the integuments. Globular, white, mealy, on one

Fig. 241.



Barley starch.

side with a groove, containing remnants of the brown integuments; the starch granules resemble those of wheat, but are rather smaller; a portion of the gluten is present.

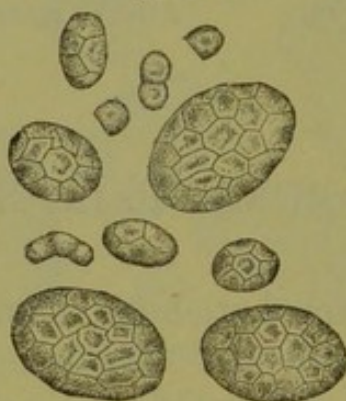
AVENÆ FARINA.—OAT MEAL.

Origin.—*Avena sativa*, Linné. *Natural order*, Gramineæ.

Habitat.—Probably Asia; cultivated.

Description.—Meal not uniform, grayish-white, containing the gluten and fragments of the integuments;

Fig. 242.



Oat starch.

taste bitterish; the starch granules polyhedric, or muller-shaped, often united to subspherical masses; layers scarcely observable; hilum rather distinct.

Properties.—Starches are demulcent; farinaceous substances containing both starch and gluten, are demulcent and nutritive.

Avenine, alkaloid, Ph. Zeit. 1886, p. 159

PART III.

DRUGS WITHOUT CELLULAR STRUCTURE.

THESE comprise secretions, exudations, and other organic products which are destitute of cellular structure, though fragments of tissue are in some of them always present, and which, if of animal origin, like some of the fats, are not readily recognized as such.

1. EXTRACTS AND INSPISSATED JUICES. EXTRACTA ET SUCCI INSPISSATI.

These are of a black or brown color, either wholly or partly soluble in water and alcohol, yielding brown-colored solutions; two of the inspissated milk-juices are completely insoluble in both menstrua.

Classification.

Sect. 1. Wholly or partly soluble in water and alcohol.

I. Taste bitter.

Containing fragments of tissue; also starch and tannin; red-brown, black-green by ferric salts.

Guarana.

410 DRUGS WITHOUT CELLULAR STRUCTURE.

Fragments of tissue; neither starch nor tannin; red-brown, blood-red by ferric salts.	Opium.
Neither tissue, starch, nor tannin; gray-brown, not altered by ferric salts.	Lactucarium.
dark orange-brown, black by ferric salts.	Aloe.
blackish-brown, poisonous.	Curare.
II. Taste sweet.	
Brown-black, glossy.	Extractum glycyrrhizæ.
III. Taste astringent and sweetish.	
Dark brown, more or less glossy; black-green by ferric salts.	Catechu.
Brown, earthy, crystalline; black-green by ferric salts.	Gambir.
Brown-red, angular pieces; black-green by ferric salts.	Kino.
Black-brown, somewhat acrid; blue-black by ferric salts.	Monesia.
Brown-red; violet-black by ferric salts.	Extr. hæmatoxyli.
Sect. 2. Insoluble in water and alcohol.	
Plastic in hot water.	Gutta percha.
Elastic at ordinary temperature.	Elastica.

GUARANA.—GUARANA.

Origin.—Paullinia sorbilis, *Martius*. *Natural order*, Sapindaceæ.

Habitat.—Northern and Western Brazil.

Preparation.—The seeds are powdered, beaten with water into a pasty mass, formed into cakes, and dried by artificial and solar heat.

Description.—Subglobular, elliptic, or cylindrical cakes, hard, dark reddish-brown; fracture uneven, lighter colored, showing fragments of seeds invested with a black

testa; odor slight, peculiar; taste astringent and bitter; partly soluble in water and alcohol with a brown color.

Constituents.—Caffeine, $C_8H_{10}N_4O_2$, 4 to 5 per cent., tannin 26 per cent. (coloring ferric salts black-green), starch, mucilage, fat, saponin, resin, volatile oil.

Properties.—Mild astringent, tonic, stimulant, nervine. *Dose*, 0.5 to 4 grams (gr. viij– $\overline{3j}$), in powder, syrup, or fluid extract. The extract (made with diluted alcohol), 0.2 to 1 gram (gr. iij–xv).

OPIUM.—OPIUM.

Meconium, Thebaicum, Succus thebaicus.

Origin.—*Papaver somniferum*, Linné. *Natural order*, Papaveraceæ.

Habitat.—Western Asia; cultivated.

Preparation.—The green capsule is scarified transversely by a one-bladed knife (Asia Minor and Egypt), or longitudinally by a several-bladed knife (India, Japan), the white milk-juice assumes a brown color, thickens, and is then scraped off and formed into cakes. In Asia Minor the cakes are wrapped in a poppy leaf and packed with rumex-capsules; this constitutes the officinal opium.

Description.—Irregular or subglobular cakes, with the remains of poppy leaves and some fruits of a species of rumex adhering to the surface, plastic, and chestnut-brown, or harder, darker, and somewhat shining; internally with some tears and with fragments of vegetable tissue; odor heavy narcotic; taste bitter.

10 grams of opium—previously dried at a temperature of 105° C. (220° F.), exhausted with cold water, and the solution evaporated to dryness—yield an extract weighing between 5.5 and 6 grams (or between $\overline{55}$ and

The opium industry in India, 1st Jour. 1889. p.

60 grains from 100 grains of well-dried opium). Opium should contain 10 per cent. of morphine.

Varieties. — Smyrna, Turkey, or Constantinople opium, described above.

Egyptian opium. Flattish cakes, enveloped in poppy leaf, free from rumex fruit; now rarely exported.

Persian opium. Cylindrical sticks, short cones, or small balls of a rather light brown color, wrapped in paper or oftener packed in poppy trash; oily and of rather firm consistence.

East Indian opium. In globular balls weighing about 1900 grams (nearly $4\frac{1}{4}$ lbs. avoirdupois), and inclosed in a hard shell formed of poppy petals (provision opium); or in flat square or circular cakes wrapped in oiled paper (Abkari opium).

European and American opium, prepared experimentally, but never on a large scale.

Factitious opium has been occasionally met with; it was probably the aqueous extract of the poppy plant, of a blackish-brown color, soft consistence, and deficient in odor and taste.

Adulterations.—Lead balls, shot, pebbles, starch, and gum have been used for the purpose.

Constituents.—Free from starch and tannin. Contains odorous principle, glucose, mucilage, pectin, caoutchouc, wax, fatty matter, coloring principle, ash 6 per cent., meconic acid, $C_7H_4O_7$ (ferric salts produce a deep red color, which is not discharged by hydrochloric acid or mercuric chloride), lactic acid $1\frac{1}{4}$ per cent., meconin, $C_{10}H_{10}O_4$ (bitter, soluble in alcohol and ether), meconoiosin, $C_8H_{10}O_2$ (red, changing to purple when evaporated with slightly diluted sulphuric acid, while meconin turns green), and numerous alkaloids.

Narcotine, $C_{22}H_{23}NO_7$, 1.3 to 10.9 per cent. Soluble in ether and chloroform; blood-red by a mixture of sulphuric and nitric acids; heated with nitric acid yields opianic acid, meconin, and cotarnine, $C_{12}H_{13}NO_3$, a stronger base.

Morphine, $C_{17}H_{19}NO_3 \cdot H_2O$, 2.5 to 15 or 22.8 per cent. Nearly insoluble in ether, chloroform, and benzol, soluble in alkalies; blood-red, orange, then yellow with nitric acid; orange-colored by chlorinated alkalies; deep blue by ferric chloride; liberates iodine from iodic acid; heated with hydrochloric acid under pressure yields apomorphine, $C_{17}H_{17}NO_2$, which is emetic.

Codeine, $C_{18}H_{21}NO_3$, 0.2 to 0.4 per cent. Soluble in ether, chloroform, benzol, and water; melts in hot water; yellow by nitric acid; blue by sulphuric acid containing a trace of nitric acid or ferric salt; methymorphine, having the same composition, differs somewhat from codeia.

Pseudomorphine (phormine), $C_{17}H_{19}NO_4$, 0.2 per cent. Insoluble in ether and chloroform; red by nitric acid, and blue by ferric chloride.

Thebaine (paramorphine), $C_{19}H_{21}NO_3$, 0.15 to 1 per cent. Soluble in ether and chloroform; red and yellow by sulphuric acid; yellow by nitric acid.

Narceine, $C_{23}H_{29}NO_9$, 0.02 to 0.1 or 0.7 per cent. Insoluble in ether; transiently yellow by nitric acid; blue by a little iodine.

Papaverine, $C_{21}H_{21}NO_4$, 1 per cent. Soluble in chloroform and benzol; slightly soluble in ether; violet-blue by sulphuric acid, changing to green with a nitrate.

Rhœadine, $C_{21}H_{21}NO_6$. Nearly insoluble in simple solvents; solutions in dilute acids tasteless and colorless, turning purple by sulphuric acid.

Cryptopine, $C_{21}H_{23}NO_5$. Sparingly soluble in most simple solvents; salts gelatinizing from hot water; blue by sulphuric acid, changing to orange-yellow by a nitrate.

Gnoscopine, $C_{34}H_{36}N_2O_{11}$. Soluble in chloroform; carmine-red by sulphuric containing nitric acid.

Oxynarcotine, $C_{22}H_{23}NO_5$. Soluble in alkalies.

Lanthopine, $C_{23}H_{25}NO_4$. Readily soluble in chloroform; orange-red by nitric acid; pale violet color by sulphuric acid, dark brown on heating.

Meconidine, $C_{21}H_{23}NO_4$. Readily soluble in ether, benzol, and chloroform; olive-green by sulphuric acid; orange-red by nitric acid.

Laudanine, $C_{20}H_{25}NO_4$. Sparingly soluble in ether; rose-red by sulphuric acid, violet on heating; orange-red by nitric acid; green with ferric chloride.

Codamine, $C_{20}H_{25}NO_4$. Readily soluble in simple solvents; blue with sulphuric acid, on heating, green and dark violet; green by nitric acid.

Deuteropine, $C_{20}H_{21}NO_5$. Not known in pure state.

Laudanosine, $C_{21}H_{27}NO_4$. Soluble in ether; melts at $89^\circ C.$ ($192.2^\circ F.$).

Protopine, $C_{20}H_{19}NO_5$. Slightly soluble in ether.

Hydrocotarnine, $C_{12}H_{15}NO_3$. Soluble in ether; melts at $50^\circ C.$ ($122^\circ F.$).

The last twelve alkaloids are present only in minute quantity.

Properties.—Narcotic, sedative, anodyne, antispasmodic, hypnotic, chiefly due to the morphine present. Narcotine is antiperiodic and tetanizing. Codeine is hypnotic, used in diabetes. Thebaine is soporific, excitant, and convulsifying. Narceine is feebly hypnotic. Papaverine is hypnotic and sedative. Cryptopine is hypnotic. *Dose*, Opium 0.06 to 0.13 gram (gr. j-ij) or more. Morphine 0.01 to 0.03 gram (gr. $\frac{1}{6}$ -ss) or more.

LACTUCARIUM.—LACTUCARIUM.

Origin.—*Lactuca virosa*, *Linné*, *L. sativa*, *Linné*, and *L. Scariola*, *Linné*. *Natural order*, Compositæ, Ligulifloræ.

Habitat.—Southern and Central Europe; cultivated. (*L. sativa* is the garden lettuce.)

Preparation.—The top of the flowering stalk is cut off, and the milk-juice scraped into earthen vessels to harden.

Description.—In sections of plano-convex circular cakes, or in irregular angular pieces; externally gray-brown or dull reddish-brown; internally whitish or yellowish, of a waxy lustre; odor narcotic; taste bitter.

It is partly soluble in alcohol and ether, is softened by hot water, and, when triturated with water, yields a turbid mixture. Diluted alcohol dissolves between 36 and 44 per cent. of the lactucarium.

Lactuca canadensis, *Linné*, at the time of flowering, yields a good lactucarium; earlier in the season its milk-juice is not bitter.

Constituents.—Lactucin, $C_{11}H_{12}O_3 \cdot H_2O$ (bitter scales, soluble in 60 parts of cold water; turns red and brown by alkalies, and loses its bitter taste), lactucic acid (crystalline, bitter, red by alkalies), lactucopicrin (amorphous, bitter), lactucerin or lactucon about 50 per cent. (tasteless needles; composition variable), caoutchouc, resin, sugar, mucilage, asparagin, trace of volatile oil, ash 8 to 10 per cent., etc.

Properties.—Anodyne, hypnotic, sedative. *Dose*, 0.1 to 0.3 or 0.5 gram (gr. jss–v–viij), in syrup or fluid extract.

Lactucerin (Hesse). *Berichte*, 1886. xv. Ref. p. 701

Thridace or French lactucarium is not the milk-juice, but the extract of the herb.

ALOE.—ALOES.

Origin.—1. *Aloe socotrina*, *Lamarck*. 2. *A. vulgaris*, *Lamarck*. 3. *A. spicata*, *Thunberg*, and other species of *Aloe*. *Natural order*, Liliaceæ.

Habitat.—1. Eastern Africa (*Aloe Perryi*, *Baker*, in the island of Socotra). 2. India and Northeastern Africa; naturalized in the West Indies. 3. Southern Africa, where 6 or 8 additional species are used in the preparation of aloes.

Preparation.—The leaves are cut off and the juice exuding from them is collected without using any pressure, after which it is evaporated.

Description.—Of different shades of brown, opaque, and in thin layers translucent or transparent; fracture somewhat conchoidal, dull waxy or glossy resinous; odor peculiar, when breathed upon saffron-like; taste bitter, nauseous. Aloes is almost completely soluble in alcohol, in boiling water, and in alkalies.

Varieties.—*Aloe socotrina*; Socotrine aloes. Hard, or the interior occasionally soft, opaque, yellowish-brown or orange-brown, not greenish, translucent; odor rather pleasant. Mixed with alcohol, and examined under the microscope, it exhibits numerous crystals. It is exported from Zanzibar and other places of Eastern Africa, frequently *via* Bombay.

Aloe barbadense; Barbadoes aloes. Deep orange-brown, opaque, translucent; odor differing somewhat from that of the preceding; under the microscope crystalline. It is exported from the island of Barbadoes. Bonare

East Indian Aloes. Ph. Journ. 1889, p. 121,

and Curaçao aloes, also derived from *Aloe vulgaris*, are more glossy.

Aloe capensis; Cape aloes. Blackish-brown or olive-black, transparent and red-brown on the edges, glossy; odor unpleasant; not crystalline under the microscope.

Natal aloes. Light yellowish-gray-brown, dull, and opaque; odor and taste weaker than in the other varieties; crystalline under the microscope; medicinally of little value. The plant yielding it is unknown; it is exported from Port Natal.

Moka aloes. Brown-black, opaque impure, and of disagreeable odor; from the interior of Arabia.

Caballine aloes; Horse aloes. Dark colored, opaque, and fetid.

Constituents.—Volatile oil a minute quantity, ash about 1 per cent., aloin and so-called resin. The latter amounts to about 60 per cent., is soluble in hot water, and almost wholly reprecipitated on boiling; soluble in alcohol and colored brown-black by ferric salts. The crystalline aloin is yellow or pale yellow, and not freely soluble in simple solvents. Cape aloes does not yield aloin.

Socaloin, $C_{15}H_{16}O_7$, is little affected by cold nitric acid.

Nataloin, $C_{16}H_{18}O_7$, is colored crimson by cold nitric acid. If added to cold sulphuric acid, and the vapor of nitric acid passed over it, the orange color will rapidly change to green, red, and blue; the other aloins are little affected by this test.

Barbaloin, $C_{17}H_{20}O_7$, is colored crimson by cold nitric acid.

Properties.—Laxative, drastic, emmenagogue, vermifuge. *Dose*, 0.12 to 0.3 or 0.5 to 1 gram (gr. ij–v or viij–xv), in pills, tincture, wine, enema, or suppository.

CURARA.—CURARE.

Origin.—*Strychnos Castelnæana*, *Weddell*, *Str. toxifera*, *Schomburgk*, and other species of *Strychnos*.
Natural order, Loganiaceæ.

Habitat.—Brazil and Guiana.

Preparation.—An infusion or decoction is made from the bark with the addition of various other substances; afterward evaporated.

Description.—Blackish-brown, extract-like, and hygroscopic, or firmer, brittle, and friable; about 75 per cent. soluble in cold water.

Constituents.—Curarine, $\text{NC}_{18}\text{H}_{35}$, resin, fat, gum, inorganic matters. Curarine is crystalline, hygroscopic, sparingly soluble in ether and chloroform, and is colored dark red by nitric acid; sulphuric acid colors carmine-red, becoming violet with potassium chromate.

Properties.—Diaphoretic, nervous sedative, irritant.

Dose, 0.006 to 0.02 gram (gr. $\frac{1}{10}$ — $\frac{1}{3}$).

Chemical study of Curare, Ber. Ber. Ref. 1887, p. 143,
Botanical source Pharm. Journ. 1888, p. 1008, Ph. Zeit. 18
Analys. 1893, p. 78
 EXTRACTUM GLYCYRRHIZÆ.—LIQUORICE.
 LICORICE. p. 457

Succus liquiritiæ.

Origin.—*Glycyrrhiza glabra*, *Linné*. *Natural order*, Leguminosæ, Papilionaceæ.

Habitat.—Southern Europe; cultivated.

Preparation.—The bruised root is boiled with water, expressed, the liquid evaporated, and the stiff extract while warm rolled out into sticks.

Description.—Cylindrical brown-black sticks of varying dimensions, somewhat flexible when warm, breaking with a glossy and flat conchoidal fracture, and yielding a brown powder; odor slight; taste sweet, somewhat acrid.

Licorice loses on drying from 10 to 15 per cent. of

moisture, and, if now treated with cold water, yields to it from 60 to 70 per cent. of its weight, and subsequently an additional quantity to dilute ammonia.

Constituents.—Glycyrrhizin, free and combined with bases, the former soluble in ammonia; glucose, starch, fragments of tissue, ash 6 to 8 per cent.

Adulterations.—Dextrin and gum are precipitated from the aqueous infusion by alcohol; glucose is not precipitated.

Properties.—Demulcent, expectorant. *Dose*, 1 or 2 grams (gr. xv–xxx); used for correcting the taste of bitter medicines.

CATECHU.—CATECHU. CUTCH.

Origin.—Acacia Catechu, *Willdenow*, and *Ac. Suma*, *Kurz*. *Natural order*, Leguminosæ, Mimoseæ.

Habitat.—India; the second species also in Eastern Africa.

Preparation.—The brown heartwood is boiled with water, and the concentrated decoction poured upon mats of leaves or into moulds.

Description.—In irregular masses, containing fragments of leaves, dark brown, glossy, brittle, breaking with a conchoidal fracture, often somewhat porous in the interior; nearly inodorous; taste strongly astringent and sweetish; soluble in alcohol and partly soluble in cold water.

Constituents.—Catechutannic acid, about 50 per cent. (brown, insoluble in ether, black-green with ferric salts), catechin (white needles, sparingly soluble in cold water, soluble in ether, sweetish, green with ferric salts), catechu

red, little quercetin, ash 0.6 to 4.5 per cent. Catechin yields protocatechuic acid (Fe_2Cl_6 colors the solution dark green, changing by alkali carbonate to blue and red) and catechol (Fe_2Cl_6 colors dark green, changing by ammonia, etc., to violet).

Properties.—Tonic, astringent. *Dose*, 0.5 to 2 grams (gr. viij-xxx), in powder, pills, troches, or tincture.

CATECHU PALLIDUM.—GAMBIR.

Origin.—Uncaria (Nauclea, *Hunter*) Gambir, *Roxburgh*. *Natural order*, Rubiaceæ, Cinchoneæ.

Habitat.—East India Islands.

Preparation.—The leaves and young shoots are boiled in water and the decoction is evaporated.

Description.—Irregular masses or cubes about 25 millimeters (1 inch) square; externally dull brown, internally pale gray-brown, under the microscope crystalline, friable, inodorous, astringent, and sweetish; slightly soluble in cold water.

Constituents.—Catechin, little catechutannin.

Properties.—Tonic, astringent. *Dose*, 0.5 to 2 grams (gr. viij-xxx), in powder, pills, troches, or tincture.

KINO.—KINO.

Origin.—Pterocarpus Marsupium, *Roxburgh*. *Natural order*, Leguminosæ, Papilionaceæ.

Habitat.—East Indies.

Preparation.—Incisions are made into the trunk of the tree and the exuding red juice is inspissated without the use of artificial heat.

Description.—Small, angular, dark brown-red, shining pieces, brittle, in thin layers ruby-red and transparent; inodorous, very astringent, and sweetish; when masticated, becomes adhesive to the teeth and tinges the saliva deep red; soluble in alcohol and in alkalies, partly soluble in water, nearly insoluble in ether.

Constituents.—Kinotannic acid (black-green by ferric salts; in neutral solution violet by ferrous salts); kino-red (tasteless), pyrocatechin or catechol (a trace, soluble in ether and water), kinoin (slightly soluble in ether and cold water; by ferric chloride red), ash 1.3 per cent.

Varieties.—Malabar kino, described above.

Bengal or Palas kino, from *Butea frondosa*, *Roxburgh*, Leguminosæ. Blackish-red, in transparent light ruby-red tears or fragments, often with impressions of leaf-veins, brittle, not adhesive on mastication.

Gambia kino, from *Pterocarpus erinaceus*, *Poiret*, is now not an article of commerce.

Australian or Botany Bay kino, from different species of *Eucalyptus*, Myrtaceæ; varying in solubility and composition; some varieties contain much gum.

West Indian kino, from *Coccoloba uvifera*, *Linné*, Polygonaceæ. Dark brown-red, almost wholly soluble in water and alcohol; taste astringent and bitterish.

Properties.—Tonic, astringent. *Dose*, 0.5 to 2 grams (gr. viij-xxx), in powder, pills, troches, or tincture.

Botany Bay or Eucalyptus Kino. Ph. Journ. 1889. p. 221, 32

MONESIA.—MONESIA.

Origin. — *Chrysophyllum glycyphloeum*, *Casaretti*.
Natural order, Sapotaceæ.

Habitat.—Brazil.

Preparation.—Probably by boiling the bark in water and evaporating.

Description.—Black-brown cakes or angular fragments, soluble in water, inodorous; taste sweet, astringent, and acrid.

Constituents.—Tannin 52 per cent. (blue-black by ferric salts); sweet principle (resembling glycyrrhizin, but not precipitated by acids), monesin (resembling saponin, acrid, foaming in aqueous solution), pectin, coloring matter, ash 3 per cent.

Properties.—Stimulant, tonic, astringent. *Dose*, 0.3 to 1.5 gram (gr. v–xxij), in powder, tincture, and syrup.

Substitutions.—The astringent extracts described above have been sold in place of it; also

Extractum Hæmatoxyli, extract of logwood, which is red-brown, not acrid, and yields with water a red solution.

GUTTA PERCHA.—GUTTA PERCHA.

Origin.—Dichopsis (Isonandra, *Hooker*) Gutta, *Benth et Hooker*. *Natural order*, Sapotaceæ.

Habitat.—Malay peninsula and islands.

Collection.—The trees are felled, the bark is incised or strips of it are removed, and the milky juice collected and allowed to harden, or coagulated by boiling it with water.

Properties.—Grayish or yellowish masses, often with red-brown streaks, hard, rather horny, somewhat flexible, but scarcely elastic; spec. grav. about 0.98; elastic above 60° C. (140° F.), very soft at the temperature of boiling water; decomposed on melting; nearly inodorous and tasteless; insoluble in water and cold alcohol; soluble in benzol, chloroform, oil of turpentine, and carbon disulphide.

Balata, chicle or tuno gum from Sapota *Muelleri*,

Blume, the Central America bully tree, closely resembles gutta percha in appearance and properties.

Constituents.—A hydrocarbon, $C_{20}H_{32}$ (white fine powder), a yellow resin, $C_{20}H_{32}O$, and a white crystalline resin, $C_{20}H_{32}O_2$; the last two separate on cooling from hot alcohol.

Uses.—As an adhesive and protective agent for wounds and abrasions, and for the preparation of bougies, pessaries, and caustic pencils.

ELASTICA. RESINA ELASTICA.—CAOUTCHOUC, INDIA RUBBER.

Origin.—In the milk juices of many plants; prepared chiefly from trees of the natural order of Euphorbiaceæ (*Siphonia*, *Hevea*, *Jatropha*, etc.), Apocynaceæ (*Urceola*, *Vahea*, *Alstonia*, etc.), and Artocarpaceæ (*Ficus*, *Castilloa*, etc.); these grow in tropical countries.

Preparation.—Incisions are made, and the milk-juice is allowed to congeal in mass, or it is dried over clay or wooden moulds with or without the aid of artificial heat.

Description.—In cakes, balls, or hollow bottle-shaped pieces, externally blackish-brown, internally brownish; spec. grav. about 0.96; very elastic; odor slight peculiar, nearly tasteless; soluble in carbon disulphide, chloroform, and oil of turpentine. It melts at about $125^{\circ}C$. ($257^{\circ}F$.), and, after cooling, remains soft and adhesive; on dry distillation it yields caoutchoucine, containing caoutchicin, $C_{10}H_{16}$, and isoprene, C_5H_8 .

Constituents.—A hydrocarbon, $C_{20}H_{32}$. On combining it with about 10 per cent. of sulphur, vulcanized rubber is obtained; and on incorporating half its weight

of sulphur and hardening by pressure, vulcanite or ebonite is produced.

Uses.—For plasters, bougies, pessaries, syringes, etc.

2. SUGARS.—SACCHARA.

Sugars have a sweet taste, are soluble in water and diluted alcohol, and insoluble in ether.

Classification.

Sect. 1. Solid sugars.

Crystalline; not fermentable; does not reduce cupric oxide.	Saccharum.
Fermentable; reduces cupric to cuprous oxide; contains dextrin.	Saccharum uveum.
contains mucilage and mannit.	Manna.
White, gritty, not forming a syrup.	Saccharum lactis.

Sect. 2. Liquid sugars.

Brown, somewhat empyreumatic.	Syrupus fuscus.
Brownish, aromatic; gradually becomes granular.	Mel.

SACCHARUM.—SAGAR. CANE SUGAR.

Origin.—Saccharum officinarum, *Linné. Natural order, Graminaceæ.*

Habitat.—Southern Asia; cultivated in tropical and subtropical countries.

Preparation.—Sugar cane yields by expression about 80 per cent. of juice, containing about 80 per cent. of water and 18 per cent. of sugar. The juice is evaporated, the residue granulated, the treacle or molasses

drained off, and the raw sugar refined by dissolving in water, heating with blood, skimming, filtering through animal charcoal, and concentrating in a vacuum pan, until, after cooling, it congeals to a crystalline mass, from which the mother-liquor is washed out by percolation with water or sugar solution. Sugar is also prepared from the sugar-beet, which contains about 12 per cent. of it.

Description.—White crystalline pieces or transparent granules, of spec. grav. 1.58, not hygroscopic, inodorous, very sweet; fusible at 160° C. (320° F.); soluble in half its weight of cold water, forming a colorless syrup; sparingly soluble in strong alcohol; insoluble in ether. In contact with ferments suspended in the air, its aqueous solution is slowly converted into glucose, is then directly fermentable, and reduces red cuprous oxide from an alkaline solution of cupric oxide.

Composition.— $C_{12}H_{22}O_{11}$.

Adulterations.—Inferior sugars are whitened with ultramarine or Prussian blue, or are mixed with granular starch sugar.

Derivatives.—Saccharum crystallisatum, rock candy, is cane sugar in large crystals.

Saccharum hordeatum, barley sugar, is cane sugar carefully melted and cooled; it is amorphous, transparent, and gradually becomes crystalline and opaque upon the surface.

Caramel, $C_{12}H_{18}O_9$. Cane sugar is heated to about 200° C. (392° F.), the conversion is hastened by alkalies. Dark brown, used for coloring liquors.

Properties.—Demulcent, lenitive; externally in certain ulcerations.

SACCHARUM UVEUM.—GRAPE SUGAR.

Saccharum amylaceum. Starch sugar. Glucose.

Origin and Preparation.—Starch is boiled for a considerable time with dilute sulphuric acid, the free acid removed by calcium carbonate, and the filtered solution evaporated.

Description.—Whitish or yellowish masses or irregular granules, crystallizes with and without water, inodorous, sweet (less so than cane sugar), soluble in about one part of cold water, but in all proportions in hot water; sparingly soluble in strong alcohol, insoluble in ether; melts near 85° C. (185° F.). Its cold aqueous solution, mixed with twice its bulk of alcohol, yields a whitish precipitate if dextrin is present, and a white precipitate with ammonium oxalate from the presence of calcium sulphate. Commercial liquid grape sugar is called glucose, and contains much dextrin. The dilute solution in water is readily fermentable, is colored brown when heated with potassa, speedily reduces red cuprous oxide from an alkaline solution of cupric oxide, and separates a metallic mirror from an ammoniacal solution of silver.

Composition.— $C_6H_{12}O_6 \cdot H_2O$; on heating it caramel is obtained.

Properties.—Similar to cane sugar.

MANNA.—MANNA.

Origin.—Fraxinus Ornus, *Linné*, s. Ornus europæa, *Persoon*. *Natural order*, Oleaceæ.

Habitat.—Basin of the Mediterranean.

Collection.—In Sicily transverse incisions are made through the bark, and the exuding juice is allowed to harden on the trunk of the tree or on tiles.

Description.—Flattish three-edged pieces, occasionally 20 centimeters (8 inches) long and 5 centimeters (2 inches) broad, usually smaller, friable, externally yellowish-white, internally white, porous, and crystalline. Or in fragments of different size, brownish-white, and somewhat glutinous on the surface, internally white and crystalline; odor honey-like; taste sweet, slightly bitter, and faintly acrid.

Manna consisting of brownish viscid masses containing few or no fragments having a crystalline structure, should be rejected.

Varieties.—Large flake manna; the larger yellowish-white pieces.

Small flake manna; smaller pieces, occasionally of a brownish hue.

Manna in sorts; minute tears or small glutinous fragments, internally crystalline.

Fat manna; brownish viscid masses, without crystalline fragments.

Constituents.—Mannit, $C_6H_{14}O_6$, 90 per cent. in the best varieties, glucose, mucilage, resin, fraxin, $C_{32}H_{36}O_{20}$. Mannit crystallizes in white prisms, dissolves in 6.5 parts of cold water, and sparingly in strong alcohol. The amount of glucose is largest in the inferior kinds of manna, which also contain a larger portion of fraxin, to which the fluorescence of the aqueous solution is due.

The mannas of Briançon from *Larix europæa*, *De Candolle*, of Armenia from *Quercus vallonea*, *Kotschy*, of Persia from *Alhagi camelorum*, *Fischer*, and others are not met with in commerce.

Properties.—Demulcent, laxative. *Dose*, 4 to 32 grams (ʒj-ʒj), in solution, syrup, or as addition to other medicines.

SACCHARUM LACTIS.—MILK SUGAR.

Origin.—The milk of mammals.

Preparation.—After the removal of the butter and casein from cows' milk, the whey is concentrated and allowed to crystallize upon sticks or cords.

Description.—Hard white translucent four-sided prisms, usually aggregated into cylindrical masses, becomes anhydrous at 130° C. (266° F.), and melts at 203.5° C. (398° F.); soluble in 6 parts of cold water without forming a syrupy solution, insoluble in strong alcohol and in ether; inodorous; of a sandy and sweetish taste.

The solution in water boiled with potassa turns yellowish-brown, slowly reduces cuprous oxide from alkaline solutions of cupric oxide, and deposits a metallic mirror from an ammoniacal solution of silver.

Composition.— $C_{12}H_{22}O_{11} \cdot H_2O$; on heating it caramel is obtained.

Properties.—Demulcent, laxative; chiefly used as a vehicle.

SYRUPUS FUSCUS.—MOLASSES.

Sacchari fæx, Theriaca, Treacle.

Origin.—Obtained in the manufacture and refining of sugar.

Description.—Syrupy liquid of various shades of brown, clear or nearly clear, spec. grav. about 1.40; reaction slightly acid; odor slightly empyreumatic; taste very sweet; is not precipitated by an equal bulk of alcohol.

Varieties.—West India and sugar-house molasses; the former has a lighter color and somewhat different odor.

Properties.—Like sugar.

MEL.—HONEY.

Origin and Preparation.—Honey is deposited in the honeycomb by the bee, *Apis mellifica*, *Linné*. *Class*, Insecta. *Order*, Hymenoptera. It is obtained either by draining or by melting the honeycomb.

Description.—Syrupy, light yellowish or pale brownish-yellow, translucent, gradually becoming crystalline and opaque, of a slight acid reaction, agreeable aromatic odor, and sweet, faintly acrid taste.

Boiled with water and allowed to cool, it does not become blue on the addition of compound solution of iodine; and when diluted with one part of water, and the solution mixed with an equal bulk of alcohol, no precipitate, or but a very slight one, is produced.

Constituents.—Grape sugar or dextrose (becomes crystalline), fruit sugar or levulose (remains liquid), little wax, volatile oil, coloring matter, mucilage, and a minute quantity of formic acid; ash 0.1 to 0.3 per cent.

Properties.—Demulcent, laxative; externally as a mild stimulant.

3. GUMS.—GUMMATA.

Gums have an insipid taste, are insoluble in alcohol and ether, but dissolve in water, forming a mucilaginous liquid, or form with water a jelly-like adhesive mass.

Classification.

Soluble in water; distinct tears, transparent, but fissured internally.	Acacia.
Swelling in water; curved bands, translucent, composed of several layers.	Tragacantha.

ACACIA.—GUM ARABIC.

Origin.—Acacia Verek, *Guillemin et Perottet*, s. A. Senegal, *Willdenow*, and other species of Acacia. *Natural order*, Leguminosæ, Mimoseæ.

Habitat.—Eastern Africa, principally Kordofan; Western Africa near the river Senegal.

Production.—The gum exudes spontaneously and from incisions made into the bark.

Description.—Roundish brittle tears of various sizes, or broken into angular fragments, with a glass-like, sometimes iridescent fracture, opaque from numerous fissures, but transparent and nearly colorless in thin pieces; nearly inodorous; taste insipid, mucilaginous; insoluble in alcohol; soluble in water, forming a thick mucilaginous liquid. This solution has an acid reaction to test-paper, yields gelatinous precipitates with subacetate of lead, ferric chloride, and concentrated solution of borax, and is not colored blue by iodine.

Varieties.—Kordofan gum, the best kind, described above.

Senaar gum, nearly equal to the preceding.

Savakin (Suakin) gum, of handsome appearance, very brittle; does not completely dissolve in water except after the addition of a little alkali.

East India gum is mostly produced from Eastern Africa, and shipped by way of Bombay.

Senegal gum. The tears are often larger, color more yellow or reddish; fissures fewer in number, therefore more transparent and less brittle; taste sometimes bitterish.

Mezquite gum from *Algarobia glandulosa*, *Torrey et Gray*, in Western Texas and Mexico; resembles gum Arabic, but is mostly yellow or red-brown; its solution in water is not precipitated by subacetate of lead, ferric chloride, or borax.

Considerable gum is also produced from different species of *Acacia* in Morocco, the Cape Colony, and Australia.

Composition.—Arabic acid, $C_{12}H_{22}O_{11}$, combined with calcium, magnesium, and potassium; ash 3 to 4 per cent. Arabic or gummie acid, after drying, swells with water, but does not dissolve in it, except after the addition of an alkali (Savakin gum).

Properties.—Demulcent.

TRAGACANTHA.—TRAGACANTH.

Origin.—*Astragalus gummifer*, *Labillardière*, and other species of *Astragalus*. *Natural order*, Leguminosæ, Papilionaceæ.

Habitat.—Western Asia.

Production.—The tissue of the pith and medullary rays is gradually altered to a compound swelling with water, and in this condition exuding spontaneously and from incisions into the stem of the shrubs.

Sterculia gum and its relation to tragacanth, Ph. Jour.
Nov 1889.

Description.—Narrow or broad bands, more or less curved or contorted, marked by parallel lines or ridges; white or faintly yellowish, translucent, horn-like, tough, rendered more pulverizable by a heat of 50° C. (122° F.); inodorous; taste insipid, sometimes faintly bitterish. It swells with water into a gelatinous mass which is tinged blue by iodine, and the fluid portion of which is precipitated by alcohol and lead acetate, but not disturbed by ferric chloride and borax.

Varieties.—Flake tragacanth, the bands described above.

Vermiform tragacanth; very narrow bands or strings, variously coiled.

Tragacanth in sorts. Stratified or nodular, conical, and subglobular pieces, more or less brown, often adulterated with the gum of the almond and plum trees.

Constituents.—Traganthin, $C_{12}H_{20}O_{10}$, and the calcium compound of a gummie acid, not identical with Arabic acid; starch, fragments of cells, ash 3 per cent.

Properties.—Demulcent.

4. GUM-RESINS.—GUMMI-RESINÆ.

Gum resins are milky exudations of plants, and consist of gum which is wholly or partly soluble in water, and resin which is soluble in alcohol. Many gum resins contain also volatile oil. Fragments of vegetable tissue, small fruits, or seeds are occasionally met with in the commercial gum resins, all of which yield emulsions on being triturated with water.

Classification.

<i>Sect. 1.</i> Gum resins containing volatile oil.	
Tears internally white, turning red on exposure, imbedded in a brown sticky mass.	Asafoetida.
Tears small, internally whitish, superficially adhesive; occasionally brownish, semifluid.	Galbanum.
Tears few, imbedded in a brown sticky mass; emulsion brown; odor garlic-like.	Sagapenum.
Tears brownish, internally milk-white, distinct, or superficially adhering.	Ammoniacum.
Tears or masses, dull reddish-brown.	Opopanax.
Tears yellowish, translucent.	Olibanum.
Tears or masses, reddish-brown, translucent; fracture waxy.	Myrrha.
Resembling myrrh; but tincture not colored purple by nitric acid.	Bdellium.
<i>Sect. 2.</i> Gum resins free from volatile oil.	
Pipes or cakes; bright orange-yellow.	Cambogia.
Tears, frequently hollow; light brown-yellow.	Euphorbium.
Cakes greenish-black or grayish; internally porous; odor cheese-like.	Scammonium.

ASAFŒTIDA.—ASAFETIDA.

Origin.—1. *Ferula Narthex*, *Boissier* (*Narthex Asafoetida*, *Falconer*). 2. *Ferula Scorodosma* *Bentham et Hooker* (*Scorodosma foetidum*, *Bunge*). *Natural order*, Umbelliferæ, Orthospermæ.

Habitat.—1. Western Thibet and probably Kashmir. 2. Persia, Turkestan, and Afghanistan.

Collection.—The top of the large root is laid bare, thin slices are cut off, and the exuding milk-juice is scraped off.

Description.—In irregular masses composed of whitish tears, imbedded in a yellowish-gray or brown-gray sticky

mass. The tears when hard break with a milk-white conchoidal fracture, turning gradually to a pink and finally to a brown color. The sticky mass always contains vegetable fragments and earthy impurities (calcium sulphate, etc.). The odor is alliaceous; the taste bitter, acrid, and alliaceous. It is partly soluble in ether and in alcohol, and yields with water a milk-white emulsion. Good asafetida yields to alcohol 60 per cent. of soluble matter. Moistened with alcohol, asafetida acquires a greenish color on the addition of hydrochloric acid.

Varieties.—Liquid asafetida; white, opaque, syrupy, or semifluid mass, gradually turning brown.

Asafetida in tears; tears of various sizes, distinct or adhesive and agglutinated.

Amygdaloid asafetida; the kind described above.

Stony asafetida; consists of gypsum and other earthy matters, agglutinated with the milk-juice; unsuited for medicinal purposes.

Constituents.—Aside from the impurities asafetida contains 3 to 6 or 9 per cent. of volatile oil (sulphurets of ferulyl, C_6H_{11} , odor strongly alliaceous), 20 to 30 per cent., sometimes more of gum (partly soluble in water, mostly soluble in alkalies), and 50 to 70 per cent. of resin, of which a small portion (3 to 4 per cent.) is insoluble in ether, and which contains a little ferulaic acid, $C_{10}H_{10}O_4$. The earthy additions consist of calcium sulphate, calcium carbonate, and sand, occasionally to the amount of 40 per cent. On dry distillation the resin yields umbelliferon, and fused with potassa gives resorcin.

Properties.—Stimulant, expectorant, laxative, antispasmodic. *Dose*, 0.3 to 1.5 gram (gr. v–xxij), in pills, emulsion, or tincture.

Asafetida contains a very small amount of vanillin. Archiv. 1866. p. 434.

GALBANUM.—GALBANUM.

Origin.—*Ferula galbaniflua*, *Boissier et Buhse*, and other species of *Ferula*. *Natural order*, Umbelliferae, Orthospermæ.

Habitat.—Persia.

Production.—Galbanum exudes spontaneously, chiefly from the lower part of the stem.

Description.—In tears, from the size of a pin's head to that of a pea, or larger, mostly agglutinated, forming a more or less hard mass; externally pale brownish, with a yellow or green tint, internally milk-white or yellowish, with a waxy lustre; odor peculiar, balsamic; taste bitter and acrid; partly soluble in ether and alcohol; yields with water a milk-white emulsion. When moistened with alcohol, it acquires a purple color on the addition of a little hydrochloric acid.

Varieties.—Galbanum in tears, the kind described above.

Lump galbanum; soft or hard masses, of a more or less brown color, inclosing tears or free from the same; it differs more or less in odor from the preceding and is often not colored by alcohol and hydrochloric acid. It may, in part, be derived from *Ferula rubricaulis*, *Boissier*.

Constituents.—Volatile oil 6 to 9 per cent., $C_{10}H_{16}$, resin 60 to 66 per cent. (soluble in ether, alcohol, carbon disulphide, and alkalies; yields on dry distillation a blue volatile oil and umbelliferon; fused with HKO, resorcin is obtained), gum 15 to 20 per cent., umbelliferon, $C_9H_6O_3$ (soluble in alcohol and ether, sparingly soluble in cold water, the latter solution blue fluorescent with ammonia).

Properties.—Stimulant, expectorant, antispasmodic.
Dose, 0.3 to 2 grams (gr. v-xxx), in pills or emulsion, externally in plasters.

Allied Gum Resin.—Sagapenum; probably obtained from a species of *Ferula*; yellowish-brown or brown, amygdaloid or free from tears; blue by hydrochloric acid; contains umbelliferon, the volatile oil free from sulphur.

AMMONIACUM.—AMMONIAC.

Origin.—*Dorema Ammoniacum*, *Don.* *Natural order*, Umbelliferae, Orthospermæ.

Habitat.—Eastern Persia and Turkestan.

Production.—Ammoniac exudes spontaneously from the stem.

Description.—Globular or irregular roundish, often somewhat flattened tears, either distinct or agglutinated, pale brownish-yellow externally, and breaking with a conchoidal waxy milk-white fracture. It softens by the heat of the hand, yields a white emulsion when triturated with water, and has a peculiar somewhat balsamic odor, and a bitter acrid and nauseous taste. When moistened with alcohol, it is not colored on the addition of hydrochloric acid.

Cake ammoniac having the tears imbedded in a brown resinous mass should not be employed internally.

Constituents.—Volatile oil $\frac{1}{2}$ to 4 per cent. (free from sulphur), resin 70 per cent. (an acid and an indifferent resin; does not yield umbelliferon), gum 18 to 22 or 28 per cent. (partly soluble in water, mostly soluble in alkalies). The resin fused with HKO, yields resorcin, $C_6H_6O_2$, which is soluble in simple solvents, volatile and

inflammable, reddened on exposure and becomes purplish-black with ferric chloride.

Properties.—Stimulant, expectorant. *Dose*, 0.3 to 2 grams (gr. v-xxx), in pills and emulsion.

Allied Gum Resins.—African ammoniac from *Ferula tingitana*, *Linné*, in Northern Africa; darker colored than the preceding, of a rather more agreeable odor and acrid not bitter taste; yields umbelliferon.

Opopanax from *Opopanax Chironium*, *Koch*, of Southern Europe; dull reddish-brown masses or tears, friable, of waxy lustre; odor unpleasant; taste balsamic, bitter.

OLIBANUM.—FRANKINCENSE.

Origin.—*Boswellia Carterii*, *Birdwood*, and other species of *Boswellia*. *Natural order*, Burseraceæ, Burseræ.

Habitat.—Eastern Africa and Arabia.

Production.—Frankincense exudes from incisions, made into the bark.

Description.—Roundish, oblong, or irregular tears, variable in size, externally dusty; fracture flattish, waxy, yellowish or pale reddish, translucent; odor balsamic terebinthinate; softened by mastication; taste balsamic, bitterish; partly soluble in alcohol; yields with water a milk-white emulsion.

Lump olibanum consists of irregular impure masses which have been gathered from the ground.

Constituents.—Volatile oil, 4 to 7 per cent. (olibene, $C_{10}H_{16}$, and oxygenated portion), resin 56 to 72 per cent., gum about 30 per cent. (resembles gum arabic), bitter principle (soluble in alcohol and water).

Properties.—Stimulant, expectorant. *Dose*, 1 to 3 grams (gr. xv–xlv), in emulsion, mostly used in plasters and for fumigations.

MYRRHA.—MYRRH.

Origin.—Balsamodendron Myrrha, Nees. *Natural order*, Burseraceæ, Bursereæ.

Habitat.—Eastern Africa and Southwestern Arabia.

Production.—Myrrh exudes spontaneously from the bark.

Description.—Roundish or irregular tears or masses, dusty, brown-yellow or reddish-brown; fracture waxy, somewhat splintery, translucent on the edges, sometimes marked with whitish veins; odor balsamic; on mastication adhesive; taste bitter and acrid. When triturated with water, myrrh yields a brown-yellow emulsion. Alcohol yields a brown-yellow tincture which acquires a purple hue on the addition of nitric acid. Dark-colored pieces the alcoholic solution of which is not rendered purple by nitric acid, and pieces of gum which dissolve completely or merely swell in water, and are but slightly soluble in alcohol, should be rejected.

Constituents.—Volatile oil 2 to 4 per cent. (oxygenated, easily resinifying), resin 25 to 40 per cent., gum 40 to 60 per cent. (precipitated by lead acetate), bitter principle (soluble in alcohol and water), ash 3 to 4 per cent.

Properties.—Stimulant, tonic, expectorant, emmenagogue, vulnerary. *Dose*, 0.3 to 2 grams (gr. v–ʒss), in pills and emulsion; externally in powder and tincture.

BDELLIUM.—BDELLIUM.

Origin.—1. *Balsamodendron Mukul*, *Hooker*; 2. *B. africanum*, *Arnott*. *Natural order*, Burseraceæ, Burserææ.

Habitat.—1. East India; 2. Western Africa.

Description.—1. Globular or irregular pieces, externally dusty; fracture flat conchoidal, dark brown or blackish, translucent in thin fragments. 2. Irregular, globular, or oval tears, externally dusty; fracture angular, waxy, yellowish to brown-red, translucent. Odor and taste myrrh-like; the tincture is not colored red by nitric acid.

Constituents.—Volatile oil, resin, gum, bitter principle.

Properties and Uses.—Similar to myrrh, mostly used in plasters.

CAMBOGIA.—GAMBOGE.

Gutti. Gambogia.

Origin.—*Garcinia Hanburii*, *Hooker filius*, s. *G. Morella*, *Desrousseaux*, var. *pedicellata*, *Hanbury*. *Natural order*, Guttiferæ.

Habitat.—Anam, Camboja, and Siam.

Production.—The milk-juice exudes from incisions, and is collected in bamboo joints.

Description.—In cylindrical pieces, sometimes hollow in the centre, 25 to 50 millimeters (1 to 2 inches) in diameter, longitudinally striate on the surface; fracture flattish conchoidal, smooth, of a waxy lustre; orange-red or in powder bright yellow; inodorous; taste very acrid; the powder sternutatory. It is partly soluble in alcohol and ether; when triturated with water yields a yellow emulsion, and forms with solution of potassa an

orange-red solution, from which, on the addition of hydrochloric acid, yellow resin is precipitated. Boiled with water, gamboge yields a liquid which after cooling does not become green with compound solution of iodine.

Varieties.—Pipe gamboge; the kind described above. Cake gamboge; in irregular lumps or cakes, dried in flat vessels; more liable to be adulterated.

Constituents.—Gum 16 to 20 per cent. (not precipitated by lead acetate or ferric chloride), resin or cambogic acid about 80 per cent. (soluble in alcohol and ether; colored black-brown by ferric chloride; soluble in alkalies with a red color).

Properties.—Hydragogue cathartic. *Dose*, 0.03 to 0.3 (gr. ss-v), in pills, in combination with other medicines.

EUPHORBIIUM.—EUPHORBIIUM.

Origin.—*Euphorbia resinifera*, *Berg.* *Natural order*, Euphorbiaceæ.

Habitat.—Morocco.

Production.—Euphorbium exudes from incisions made into the stem.

Description.—In conical or globular nodular pieces, often hollow or inclosing fragments of the spines or flowers, dull brownish-yellow, slightly translucent, brittle; nearly inodorous, the dust violently sternutatory; taste very acrid; partly soluble in alcohol and ether; triturated with water, a turbid mixture is obtained, but not a complete emulsion.

Constituents.—Gum 18 per cent. (precipitated by lead acetate), resin $C_{10}H_{16}O_2$, 38 per cent. (soluble in cold alcohol, very acrid), euphorbon $C_{13}H_{22}O$ (tasteless, crystalline, soluble in ether, chloroform, and boiling alcohol), malates 12 per cent., ash about 10 per cent.

Properties.—Drastic purgative and emetic; sternutatory, rubefacient, vesicant, suppurant; only used externally.

SCAMMONIUM.—SCAMMONY.

Origin.—*Convolvulus Scammonia*, Linné. *Natural order*, Convolvulaceæ.

Habitat.—Western Asia.

Production.—The top of the root is laid bare, thin slices are cut off, and the milk-juice is collected in shells.

Description.—Irregular angular pieces or circular cakes, greenish-gray or blackish, internally porous and of a resinous lustre, breaking with an angular fracture; odor peculiar, somewhat cheese-like; taste slightly acrid; powder gray or greenish-gray. When triturated with water, scammony yields a greenish emulsion. It does not effervesce with acids, and the decoction, when cold, is not colored blue by iodine. Ether dissolves at least 80 per cent. of it, and when the residue left on evaporating the ether is treated with a hot solution of potassa, it yields a solution which is not precipitated by acids.

Constituents.—Resin 80 to 90 or 95 per cent., gum. The resin is scammonin, $C_{34}H_{56}O_{16}$, and is identical with jalapin of *Ipomœa orizabensis*; it is by alkalies converted into scammonic acid which is soluble in water.

Adulterations.—Calcium carbonate, starch, occasionally other resins.

Properties.—Hydragogue cathartic. *Dose*, 0.06 to 0.3 or 0.5 gram (gr. j-v-viiij), in pills, powder, or emulsion, usually combined with other medicines.

5. RESINS.—RESINÆ.

Resins are solid, rarely crystalline, fusible, not volatile, combustible with a sooty flame, insoluble in water, but soluble in one or more of the following menstrua: alcohol, ether, chloroform, carbon disulphide, fixed oils, volatile oils, the fixed alkalies, carbonated alkalies, and ammonia. Those soluble in alkaline liquids (resin soaps) are called resin-acids.

Resins are excretions or secretions of plants, and are found either diffused in the other constituents, or separated in cells (heartwood of guaiacum), in ducts or upon the surface of plants. When exuding from plants, resins are probably dissolved in volatile oils.

The natural resins are usually mixtures of two or more resins; a few contain also benzoic or cinnamic acid; all are free from nitrogenated compounds. Those containing coloring matters may often be bleached by means of chlorine or by repeatedly precipitating them from their alcoholic solution with water.

Classification.

Sect. 1. Resins free from benzoic and cinnamic acids.

Greenish or gray friable fragments; bitter, containing crystals.	Elaterium.
Tears yellowish, transparent; on mastication plastic.	Mastiche.
on mastication pulverulent.	Sandaraca.
Masses yellowish to brown, transparent, friable.	Colophonium.
Masses roundish, yellowish, transparent, harder than preceding.	Dammara.
Roundish or angular, often verrucose, yellowish to brownish, hard.	Copal.

Irregular, yellow to red-brown, hard and brittle; when heated, aromatic.	Succinum.
Brown-red sticks, or thin glossy brownish or brown fragments.	Lacca.
Tears or masses, greenish-brown, by tincture of ferric chloride blue or green.	Guaiaci resina.
<i>Sect. 2. Resins containing benzoic or cinnamic acid.</i>	
Sticks or cakes, brittle, dark brown-red, powder bright red.	Draconis resina.
Milk-white tears, imbedded in dull light brown or glossy reddish-brown mass.	Benzoinum.
Brittle pieces, externally brownish-yellow, internally yellow.	Xanthorrhœæ resina.

ELATERIUM.—ELATERIUM.

Origin.—Ecballium (Momordica, *Linné*) Elaterium, *Richard*. *Natural order*, Cucurbitaceæ.

Habitat.—Western Asia and Southern Europe; cultivated.

Production.—The nearly ripe fruit is cut lengthwise, slightly pressed, the juice passed through a hair sieve and then set aside; the deposit is collected on calico and rapidly dried between bibulous paper or on porous tiles.

Description.—In light, friable, flattish fragments, pale green when fresh, afterward gray or light buff colored, with minute crystals on the surface; fracture granular; odor slight tea-like; taste acrid and very bitter. It does not effervesce with acid, and the decoction with water, after cooling, is not colored blue on the addition of a drop of compound solution of iodine. When 1 gram (16 grains) is exhausted with chloroform, and ether is added to the solution, a crystalline deposit of elaterin is obtained weighing not less than 25 centigrams (4 grains).

Constituents.—Elaterin 27 to 33 per cent., chlorophyll, ash 8 to 10 per cent., perhaps also prophetin (soluble in ether, brown-red with sulphuric acid, bitter), ecballin (soft, yellow, acrid, and bitter), hydroelaterin (soluble in water), and elaterid (bitter, insoluble in ether and water). Elaterin, $C_{20}H_{28}O_5$, is crystalline, fusible, readily soluble in chloroform and hot alcohol, sparingly soluble in ether, insoluble in water and petroleum benzin, very bitter in alcoholic solution, and is not colored by chlorinated alkalis and but slightly colored by cold sulphuric acid.

Adulterations.—Starch and calcium carbonate or other mineral substances are used for this purpose.

Properties.—Hydragogue cathartic. *Dose*, 0.008 to 0.016 gram (gr. $\frac{1}{8}$ – $\frac{1}{4}$); elaterin, 0.004 to 0.005 gram (gr. $\frac{1}{16}$ to $\frac{1}{12}$), in pill or alcoholic solution.

MASTICHE.—MASTIC, MASTICH.

Origin.—*Pistacia Lentiscus*, Linné. *Natural order*, Anacardiaceæ.

Habitat.—Mediterranean basin.

Production.—Mastic exudes from vertical incisions into the bark of the staminate trees, and is collected in the island of Scio.

Description.—Globular or elongated tears, of the size of a pea, or larger, usually covered with a whitish dust, pale yellow, transparent, of a glass-like lustre, brittle, becoming plastic when masticated; odor weak, balsamic; taste slight terebinthinous; soluble in ether and volatile oils.

Bombay mastic from *Pistacia cabulica* and *P. Khinjuk*, *Stocks*, closely resembles Scio mastic, but is usually less clean and more opaque.

Constituents.—Volatile oil a trace, alpha resin or mastichic acid, $C_{20}H_{32}O_2$, 90 per cent. (soluble in alcohol), masticin (insoluble in alcohol).

Adulterations.—Sandarac, see below.

Properties.—Mild stimulant, mostly used as a masticatory, for filling decayed teeth, for cements and varnishes.

SANDARACA.—SANDARAC.

Origin.—*Callitris quadrivalvis*, *Ventenat.* *Natural order*, Coniferae, Cupresseae.

Habitat.—Northwestern Africa.

Production.—Sandarac exudes spontaneously or from incisions made through the bark.

Description.—Elongated, pale yellow tears, 6 to 15 millimeters ($\frac{1}{4}$ – $\frac{3}{5}$ inch) long, covered with a whitish dust, of a glass-like lustre, transparent, brittle, becoming pulverulent when masticated; odor and taste somewhat terebinthinous, balsamic, and faintly bitter; soluble in hot alcohol.

Constituents.—Three resins, differing in solubility; bitter principle, soluble in water.

Properties.—Mild stimulant; used chiefly for varnishes.

Australian & Tasmanian Sandarac, Ph. Journ., 1890, p. 5

COLOPHONIUM.—RESINA, ROSIN.

Origin.—*Pinus australis*, *Michaux*, and other species of *Pinus*. *Natural order*, Coniferae, Abietineae.

Habitat.—United States.

Production.—The volatile oil is distilled from turpentine; the residue constitutes colophony.

Description.—Transparent amber-colored masses, having a glossy and shallow conchoidal fracture, melting

at about 100° C. (212° F.); odor and taste faintly terebinthinate; soluble in alcohol, ether, volatile oils, fixed oils, and alkalies.

Varieties.—Distinguished according to color.

Constituents.—Abietic anhydrid, $C_{44}H_{62}O_4$, in the presence of dilute alcohol converted into abietic acid.

Properties.—Mild stimulant; used in plasters and ointments.

DAMMARA.—DAMMAR.

Origin.—1. *Dammara orientalis*, *Lambert*; 2. *Dammara australis*, *Don*. *Natural order*, Coniferae, Abietineae.

Habitat.—1. East India islands; 2. New Zealand.

Production.—Dammar exudes spontaneously; the New Zealand dammar or kauri resin is also found fossil.

Description.—Transparent straw-colored roundish masses, having a glossy conchoidal fracture, melting above 100° C. (212° F.) to a thick liquid, harder than rosin, but softer than copal; nearly inodorous and tasteless; partly soluble in alcohol and benzin; more soluble in ether, chloroform, and benzol. Kauri resin softens somewhat between the teeth, and is often in large masses.

Constituents.—Several resins differing in solubility; dammaryl, $C_{20}H_{32}$, insoluble in boiling alcohol, soluble in cold ether. By distillation in a current of steam, a terpene, $C_{10}H_{16}$, of the boiling point 158° C. (316° F.) is obtained. *See Archiv 1889, p. 97*

Uses.—Mostly for varnishes, and rarely in plasters.

Detection of Colophony in Dammar, Pharm. Journ., Dec. 1887, p. 4
Kauri gum, Ph. Journ. 1888, p. 306

COPAL.—COPAL.

Origin.—Fossil in Zanzibar and probably in Western tropical Africa; also the exudations of different species of *Trachylobium*, *Hymenaea*, and *Guibourtia*. *Natural order*, Leguminosae, Caesalpinieae.

Habitat.—Africa, South America, West Indies.

Description.—Irregular spherical or flattish and angular, the surface often finely verrucose (goose skin), varying between pale yellowish, reddish, and brownish, spec. grav. 1.04, nearly as hard as amber, transparent or translucent, fracture conchoidal, glossy; inodorous and tasteless; melts with difficulty, acquiring a darker color; after fusion more readily soluble in alcohol and oil of turpentine.

Constituents.—Several resins, differing in solubility.

Uses.—For the preparation of varnishes.

SUCCINUM.—AMBER.

Origin.—Fossil, from *Pinitis succinifer*, *Gæppert*, an extinct coniferous tree of the southern coast of the Baltic.

Description.—Roundish or flattish pieces, the surface usually rough and dull; hard and brittle; fracture conchoidal, glossy, transparent or translucent, pale yellowish to brown-red; inodorous but aromatic when heated; tasteless; spec. grav. 1.09; somewhat soluble in chloroform, nearly insoluble in alcohol, ether, and oils, melts at 287.5° C. (550° F.), giving off succinic acid; and at a higher heat also water, volatile acids, and empyreumatic oil.

Constituents.—Succinic acid, $C_4H_6O_4$, and several resins.

Uses.—For fumigations, and for the preparation of succinic acid and (empyreumatic) oil of amber; also used in the arts.

Amber fisheries, Ph. Journ. 1888. p. 410.

LACCA.—LAC.

Origin.—1. *Aleurites laccifera*, *Willdenow*; 2. *Ficus indica*, *Roxburgh*, and other trees. *Natural order*, 1. Euphorbiaceæ; 2. Urticaceæ, Artocarpeæ.

Habitat.—East Indies.

Production.—By the puncture of the impregnated female *Coccus Lacca*, *Kerr*, order Hemiptera.

Description.—Stick lac. Thin branches, covered with a brown-red resin, containing a blackish-red powder; softens between the teeth and colors the saliva red; taste bitterish, slightly astringent; on being heated, of an aromatic odor.

Seed lac. Irregular, somewhat glossy fragments, detached from the twigs.

Lump lac. Made by boiling with water and melting. Brown translucent cakes, deprived of the purplish-red coloring matter.

Shellac. Thin, glossy, more or less transparent fragments, varying from amber-colored to dark brown; brittle, tasteless; soluble in the fixed alkalies and in borax solution; almost wholly soluble in cold alcohol, ether, and volatile oils.

Constituents.—Coloring matter (lac dye), five resins, waxy matter.

Uses.—For the preparation of varnish and sealing-wax.

Preparation of Shellac, Pharm. Journ., 1886, p. 281.

GUAIACI RESINA.—GUAIAC RESIN.

Origin.—Guaiacum officinale, *Linné*. Natural order, Zygophyllaceæ.

Habitat.—West India Islands and Northern South America.

Production.—Guaiac resin exudes from incisions through the bark, but is mostly obtained by melting the resin of the heartwood with fire.

Description.—Irregular masses or subglobular pieces, greenish-brown or reddish-brown, internally of a glossy lustre, transparent in thin splinters, fusible, feebly aromatic, somewhat acrid; powder grayish, turning green

on exposure; soluble in solution of potassa and in alcohol; the alcoholic solution colored blue on the addition of tincture of chloride of iron.

Constituents.—Guaiacic acid and guaiac yellow (both crystalline, dissolved by milk of lime), guaiaretic acid, $C_{20}H_{26}O_4$, about 10 per cent. (crystalline, not colored blue by nitric acid), guaiaconic acid, $C_{19}H_{20}O_5$, about 70 per cent. (amorphous, colored blue by oxidizing agents), beta-resin about 10 per cent. (insoluble in ether), little gum and ash. By dry distillation are obtained guaiacene, C_5H_8O (odor of bitter almond), guaiacol, $C_7H_8O_2$ (colorless aromatic oil), creosol, $C_8H_{10}O_2$ (resembling guaiacol), and pyroguaiacin, $C_{19}H_{22}O_3$ (inodorous scales, colored green by ferric chloride and blue by warm sulphuric acid).

Properties.—Stimulant, diaphoretic, alterative. *Dose*, 0.5 to 2 grams (gr. viij—xxx), in pills, mixture, or tincture.

DRACONIS RESINA.—DRAGON'S BLOOD.

Sanguis draconis.

Origin.—Calamus (Dæmonorops, *Martius*) Draco, Willdenow. *Natural order*, Palmaceæ.

Habitat.—Borneo, Sumatra, and adjacent islands.

Production.—Dragon's blood exudes spontaneously from the fruit while ripening, is separated by beating, softened by heat, and moulded.

Description.—In tear-like grains; in globular pieces about 35 millimeters ($1\frac{2}{5}$ inch) in diameter; in cylindrical sticks about 30 centimeters (12 inches) long and 15 millimeters ($\frac{3}{5}$ inch) thick, or in irregular cakes; externally dark brown-red; internally brighter red, transparent in thin splinters; brittle; fracture irregular and rather

dull; inodorous—when heated aromatic, resembling benzoin; nearly tasteless; soluble (except the impurities) in alcohol, chloroform, benzol, and alkalies.

Constituents.—Red resin (by nitric acid converted into benzoic, nitrobenzoic, oxalic, and a little picric acid), waxy matter, benzoic acid 3 per cent., the latter obtainable by dry distillation. In place of the latter, cinnamic acid appears to be sometimes present, or both acids may be wanting.

Properties.—Mild stimulant and astringent; used for plasters, tooth-powders, and varnishes.

BENZOINUM.—BENZOIN.

Origin.—*Styrax Benzoin*, *Dryander*. *Natural order*, *Styracæ*.

Habitat.—Sumatra, Java, probably also Siam.

Production.—Benzoin exudes from incisions made into the bark of the tree.

Description.—In lumps consisting of agglutinated yellowish-brown tears, which are internally milk-white, or of a brown mass more or less mottled from whitish tears imbedded in it. It has a somewhat aromatic and acrid taste and an agreeable balsamic odor, gives off when heated fumes of benzoic acid, and is soluble in alcohol and in solution of potassa; the alcoholic solution is colored dark brown with ferric chloride.

Varieties.—Sumatra benzoin. Mass brown-gray, melting at 95° C. (203° F.), containing white tears melting at 85° C. (185° F.); odor rather weak, and in Penang benzoin somewhat like storax. Inferior kinds contain few or no tears, and sometimes a large percentage of chips.

Siam benzoin. Mass red-brown, translucent, with a

variable proportion of large or small tears; softened and plastic on mastication, melting at 75° C. (167° F.); odor agreeable, vanilla-like; taste slight.

Constituents.—Benzoic acid, $C_7H_6O_2$, 12 to 20 or 24 per cent. (usually fragrant from adhering volatile oil, sublimable, sparingly soluble in cold water), vanillin (in Siam benzoin), cinnamic acid, $C_9H_8O_2$ (variable quantity in Siam and Penang benzoin), several resins, yielding with melted potassa paroxybenzoic acid, $C_7H_6O_3$, proto-catechuic acid, $C_7H_6O_4$, and pyrocatechin, $C_6H_6O_2$. Cinnamic acid is detected by boiling benzoin with milk of lime, filtering while warm, and adding potassium permanganate, when the odor of the oil of bitter almond will become apparent.

Properties.—Stimulant, expectorant. *Dose*, 0.5 to 2 grams (gr. viij—xxx), in powder or tincture. Externally as a protective; also in tooth-powders, lotions, and fumigations.

XANTHORRHÆÆ RESINA.—ACAROID RESIN.

Botany Bay resin.

Origin.—*Xanthorrhæa hastilis*, *R. Brown*. *Natural order*, Liliaceæ, Liliæ.

Habitat.—Australia.

Production.—The spontaneous exudation on the leaves and in the stem is separated by crushing and sifting.

Description.—Brownish-yellow, brittle masses, opaque, internally light yellow, resembling gamboge, fusible; odor agreeable balsamic; taste balsamic, somewhat acrid; nearly insoluble in water; soluble in alcohol, and this solution is turned brown-black by ferric chloride.

Red acaroid resin from *Xanthorrhæa australis*, *R. Brown*, resembles dragon's blood, is deep brown-red, in-

ternally bright red, in thin splinters ruby-red and transparent; fracture glass-like; odor balsamic.

Constituents.—Benzoic acid, cinnamic acid, resins. With melting potassa pyrocatechin, paroxybenzoic and protocatechuic acids are obtained.

Properties.—Mild stimulant, tonic. *Dose*, 0.5 to 1 or 2 grams (gr. viij–xv–xxx), in powder, mixture, or tincture.

6. BALSAMS AND OLEORESINS.— BALSAMA ET OLEORESINÆ.

The term balsam is often used to designate unctuous or liquid preparations, chiefly intended for external use, and to which valuable curative powers are attributed. It is also employed for those liquid or soft exudations of plants, which are wholly or chiefly composed of resins and volatile oils, and are properly designated as oleoresins. The British and United States Pharmacopœias restrict the use of the word balsam to those liquid or soft products, which contain resin, an odorous principle, and benzoic or cinnamic acid. Some authors recognize as solid balsams those resins which contain benzoic or cinnamic acid.

Classification.

Sect. 1. Containing benzoic or cinnamic acid:

Balsams.

Liquid, black-brown, aromatic, slightly soluble in oil of turpentine.

Balsamum
peruvianum.

Semiliquid or soft, in the cold brittle mass; aromatic, in thin layers transparent.

Balsamum
tolutanum.

Thick liquid, brownish-yellow, transparent, aromatic, drying to a yellowish-brown resin.

Liquidambar.

Thick liquid, brown-gray, opaque; after the evaporation of the water, dark-brown, transparent.	<i>Styrax liquidus</i> .
<i>Sect. 2.</i> Free from benzoic or cinnamic acid: Oleoresins.	
Thin or viscid liquid, light yellow or brownish, transparent, odor peculiar.	<i>Copaiba</i> .
Viscid liquid, opaque and grayish in reflected light, transparent and brown in transmitted light; odor like copaiba.	<i>Gurjun</i> .
Thick liquid, transparent, pale yellow; odor pleasantly terebinthinate.	<i>Terebinthina canadensis</i> .
Thick liquid, slightly turbid, pale yellow, somewhat fluorescent; odor terebinthinate.	<i>Terebinthina Veneta</i> .
Viscid, yellowish opaque liquid, becoming granular; or	} <i>Terebinthina</i> .
Yellowish-white opaque mass; fracture crummy; odor terebinthinate.	
Yellowish-brown, opaque, brittle in the cold; fracture conchoidal, translucent.	<i>Pix burgundica</i> .
Dark red-brown, opaque, translucent on the edge, brittle in the cold.	<i>Pix canadensis</i> .
Yellowish mass, internally white, granular, opaque.	<i>Elemi</i> .
Thick liquid, black-brown, becoming granular; odor empyreumatic, terebinthinate; soluble in oil of turpentine.	<i>Pix liquida</i> .

BALSAMUM PERUVIANUM.—BALSAM OF PERU.

Origin.—Myroxylon (*Myrospermum*, *Royle*; *Toluifera*, *Baillon*) *Pereiræ*, *Klotzsch*. *Natural order*, Leguminosæ, *Papilionaceæ*.

Habitat.—Central America.

Production.—The bark is loosened by beating, and charred; the exudation is collected on rags, and these are placed in hot water and expressed.

Description.—A rather thick brownish-black liquid, in thin layers red-brown and transparent, of a syrupy consistence; spec. grav. about 1.135 to 1.145; odor agreeably balsamic and somewhat smoky; taste warm bitterish, afterwards acrid. It has an acid reaction to test paper, is completely soluble in five parts of alcohol, and does not diminish in volume when agitated with an equal volume of cold petroleum benzin or water.

Constituents.—Cinnamein or benzylic cinnamate, $C_9H_7(C_7H_7)O_2$, about 60 per cent. (colorless aromatic oil), resin about 32 per cent. (insoluble in carbon disulphide; on dry distillation yields benzoic acid, styrol, C_8H_8 , and toluol, C_7H_8), benzalcohol, C_7H_8O , benzylic benzoate, $C_7H_5(C_7H_7)O$, stilbene, $C_{14}H_{12}$, cinnamic and benzoic acids.

Adulterations.—Fixed oils (soluble in petroleum benzin; on trituration with sulphuric acid and washing with water, leave a sticky mass), resins, oleoresins, alcohol.

Properties.—Stimulant expectorant, vulnerary. *Dose*, 0.5 to 2 grams (gr. viij-xxx), in emulsion, syrup, or alcoholic solution; externally in ointment.

BALSAMUM TOLUTANUM.—BALSAM OF TOLU.

Origin.—Myroxylon (*Myrospermum*, *Richard*) *Tolui-fera*, *Kunth*, s. *Tolui-fera Balsamum*, *Miller*. *Natural order*, Leguminosæ, Papilionaceæ.

Habitat.—Venezuela and New Granada.

Production.—The balsam exudes from V-shaped incisions and is received in calabash cups.

Description.—Semifluid or nearly solid, brittle in the cold, yellowish or brownish-yellow and transparent in

thin layers; odor agreeably balsamic; taste aromatic, slightly acid. It is completely soluble in chloroform, ether, and alcohol, the solution being of an acid reaction to test paper, and is almost insoluble in water, petroleum benzin, and carbon disulphide.

Constituents.—Resins (not investigated; the principal constituents), benzylic benzoate, $C_7H_5(C_7H_7)O_2$ (colorless aromatic oil), benzylic cinnamate, toluene, $C_{10}O_{16}$, 1 per cent. (colorless, thin, aromatic oil), cinnamic and benzoic acids.

Adulterations.—Turpentine (soluble in carbon disulphide), sweet gum (yields to warm petroleum benzin styracin, which crystallizes on cooling).

Properties.—Stimulant, expectorant, vulnerary. *Dose*, 0.5 to 2 grams (gr. viij—xxx), in emulsion or tincture, mostly used as an agreeable flavor.

LIQUIDAMBAR.—SWEET GUM.

Origin.—Liquidambar *Styraciflua*, *Linné*. *Natural order*, Hamamelaceæ, Balsamifluæ.

Habitat.—United States, Mexico, and Central America.

Production.—The balsam exudes spontaneously under a subtropical climate.

Description.—Thick brownish-yellow clear liquid, or a transparent yellowish-brown resin, breaking in the cold with a resinous fracture, showing whitish streaks; softened by the warmth of the hand; odor pleasantly balsamic, storax-like; taste aromatic and pungent; soluble (except the impurities) in alcohol, ether, and chloroform.

Constituents.—Aromatic hydrocarbon $3\frac{1}{2}$ per cent. (not identical with styrol), cinnamic acid $5\frac{1}{2}$ per cent., styracin, and brown tasteless resin.

Properties.—Stimulant, expectorant, diuretic. *Dose*,

0.5 to 2 grams (gr. viij—xxx), in emulsion, also externally in ointment or cerate; mostly used as an agreeable flavor.

STYRAX.—STORAX.

Origin.—Liquidambar orientalis, *Miller*. *Natural order*, Hamamelaceæ, Balsamifluæ.

Habitat.—Asia Minor.

Production.—The inner bark is steeped in hot water, and the melted balsam is skimmed off and expressed from the bark.

Description.—Semiliquid, gray, opaque, separating on standing a heavier dark-brown, in thin layers transparent stratum; odor agreeably balsamic; taste balsamic and acrid; soluble (the impurities excepted) in alcohol, ether, chloroform, and carbon disulphide; warm petroleum benzin, agitated with storax, remains colorless, and, on cooling, deposits white crystals.

Constituents.—Styrol or cinnamene, C_8H_8 (colorless fragrant liquid, at 200° C. converted into solid metacinnamene), cinnamic acid, $C_9H_8O_2$, little benzoic acid, styracin or cinnamyl cinnamate, $C_9H_7(C_9H_9)O_2$ (crystallizing from hot benzin), phenylpropyl cinnamate, $C_9H_7(C_9H_{17})O_2$ (inodorous thick liquid), ethyl cinnamate, $C_9H_7(C_2H_5)O_2$, a small quantity, probably ethyl-vanillin in minute quantity, storesin, $C_{36}H_{58}O_3$, in considerable quantity, and the cinnamic ether of this alcohol; also a resinous compound. Water and other impurities amount to from 25 to 30 per cent.

Properties.—Stimulant, expectorant, diuretic. *Dose*, 0.5 to 2 grams (gr. viij—xxx), in emulsion or tincture; mostly externally in liniment or ointment.

COPAIBA.—COPAIVA.

Origin.—1. *Copaifera Langsdorffii*, *Desfontaines*. 2. *Cop. officinalis*, *Linné*, and other species of *Copaifera*. *Natural order*, Leguminosæ, *Cæsalpinieæ*.

Habitat.—1. Brazil. 2. Venezuela and New Granada.

Production.—The oleoresin flows from bore-holes or boxes cut through the bark into the heart-wood of the tree.

Description.—A more or less viscid liquid, pale yellow or brown-yellow, transparent or slightly turbid, lighter than water (spec. grav. 0.94–0.99); odor peculiar; taste bitter and acrid; soluble in absolute alcohol, benzol, carbon disulphide, and petroleum benzin.

Varieties.—Para copaiva; pale colored and limpid; usually contains 70 to 85 per cent. of volatile oil.

Maranham and Rio Janeiro copaiva; of the consistence of olive oil; contains 50 to 60, but sometimes 80 per cent. of volatile oil; yields, like Para copaiva, a clear mixture with one-third or one-half ammonia.

Maracaibo copaiba; viscid, dark yellow or brownish, slightly turbid; contains 20 to 40 per cent. of volatile oil; solidifies with magnesia.

Constituents.—Volatile oil, $C_{15}H_{24}$, bitter principle (soluble in water), and resins, bitterish, and mostly amorphous; copaivic acid, $C_{20}H_{30}O_2$, oxycopaivic acid, $C_{20}H_{28}O_3$ (from Para copaiva), and metacopaivic acid, $C_{22}H_{34}O_4$ (from Maracaibo copaiva), are crystalline.

Adulterations.—Turpentine (recognized by odor on warming); fixed oils (mostly insoluble in alcohol; on evaporation a soft and sticky residue is left); Gurjun balsam (is fluorescent, see next page, becomes gelatinous).

Properties.—Stimulant, expectorant, diuretic, laxative, nauseant. *Dose*, 0.5 to 2 or 4 grams (gr. viij-℥ss-j), in emulsion ; the resin 0.3 to 0.6 gram (gr. v-x).

GURJUN.—GURJUN BALSAM, WOOD OIL.

Origin.—*Dipterocarpus turbinatus*, *Gærtner*, *D. alatus*, *Roxburgh*, and other species of *Dipterocarpus*. *Natural order*, *Dipterocarpaceæ*.

Habitat.—India and East Indian Islands.

Production.—The oleoresin exudes from excavations cut into the wood and charred by fire.

Description.—Thick viscid liquid, opaque and grayish or brownish in reflected light, transparent and brown in transmitted light ; spec. grav. 0.95–0.96 ; odor resembling that of copaiba ; taste bitter ; soluble in chloroform, volatile oils, and carbon disulphide, partially soluble in alcohol, ether, and petroleum benzin ; above 130° C. (266° F.) it becomes permanently gelatinous or solid.

Constituents.—Volatile oil, $C_{15}H_{24}$, 40 to 70 per cent. (dissolved in carbon disulphide, and agitated with a drop of mixed sulphuric and nitric acids, red or violet color is produced), gurjunic acid, $C_{44}H_{68}O_8$ (a small quantity ; crystalline), resin (insoluble in potassa solution).

Properties and Uses.—Similar to Copaiva.

TEREBINTHINA CANADENSIS.—CANADA TURPENTINE.

Balsam of fir.

Origin.—*Abies balsamea*, *Marshall*. *Natural order*, *Coniferæ*, *Abietinæ*.

Habitat.—Canada and Northern United States.

Production.—The oleoresin is secreted in vesicles in the bark, and collected by puncturing them.

Description.—A yellowish or faintly greenish transparent viscid liquid, of an agreeable terebinthinate odor, and a bitterish, slightly acrid taste, on exposure drying slowly into a transparent mass; completely soluble in ether, chloroform, and benzol; partly soluble in alcohol.

Constituents.—Volatile oil, $C_{10}H_{16}$, 25 to 30 per cent., uncrystallizable resin, bitter principle soluble in water.

*Allied Turpentine*s.—Oregon Balsam of Fir, from *Abies Menziesii*, *Lindley*, resembles the preceding in physical properties when fresh; but becomes gradually granular and opaque.

Strassburg Turpentine, *Terebinthina argentoratensis*, from *Abies pectinata*, *De Candolle*; like Canada turpentine, but completely soluble in absolute alcohol; odor slightly lemon-like; taste not acrid.

Venice Turpentine, *Terebinthina veneta*, from *Larix europæa*, *De Candolle*, procured from the heart-wood by bore-holes; yellowish, greenish-yellow, or brownish, nearly transparent; odor terebinthinate balsamic; taste bitter and acrid; completely soluble in 90 per cent. alcohol; does not become crystalline on drying.

Adulterations.—Solutions of rosin in oil of turpentine, flavored with another volatile oil, are sometimes sold.

Properties.—Stimulant, diaphoretic, diuretic; mostly used externally.

TEREBINTHINA.—TURPENTINE.

Terebinthina communis, s. *vulgaris*.

Origin.—*Pinus australis*, *Michaux* (*P. palustris*, *Miller*), and *P. Tæda*, *Linné*. *Natural order*, *Coniferae*, *Abietineæ*.

Habitat.—Southern United States.

Production.—Turpentine exudes spontaneously, but is mostly collected in boxes cut into the alburnum.

Description.—Rarely seen in commerce as a yellowish, viscid, more or less opaque liquid. Usually as yellowish, opaque, tough masses, brittle in the cold, softened by the heat of the hand, crummy-crystalline in the interior, of a peculiar odor, and bitter and acrid taste; known as white turpentine; also as *Thus americanum* or common frankincense, and corresponds to the *galipot* of French commerce.

European Turpentine is obtained from *Pinus Pinaster*, *Solander*, *P. Laricio*, *Poiret*, *P. sylvestris*, *Linné*, and other allied species.

Constituents.—Volatile oil 20 to 30 per cent., abietic anhydrid, crystallizing as abietic acid, $C_{44}H_{64}O_5$; bitter principle soluble in water, small quantities of formic and succinic acids; perhaps also other resin acids (pinic and sylvic acids). Oil of turpentine, $C_{10}H_{16}$, is colorless, dextrogyre, or (the French oil) levogyre; spec. grav. 0.86; boiling point 150° – 160° C. (300° – 320° F.); readily soluble in strong alcohol; forms with HCl a crystalline compound, $C_{10}H_{16}HCl$ (artificial camphor).

Properties.—Stimulant, diuretic, diaphoretic, astringent. *Dose*, 1 to 4 grams (gr. xv– $\overline{5j}$), in pills (hardened with magnesia); externally in ointments and plasters. Oil of turpentine, 0.3 to 1 to 2 grams (gr. v–xv–xxx), in emulsion; externally in liniments.

Terebinthina Chia, Chian turpentine, from *Pistacia Terebinthus*, *Linné* (Anacardiaceæ), is greenish-yellow or brownish, hardens to a transparent mass, and has a fennel-like terebinthinate odor, and a mild bitterish taste.

PIX BURGUNDICA.—BURGUNDY PITCH.

Origin.—*Abies excelsa*, *De Candolle*, s. *Pinus Abies*, *Linné*. *Natural order*, Coniferae, Abietineae.

Habitat.—Europe, in the southern part, in mountainous districts.

Production.—The oleoresin exudes spontaneously and from incisions, is melted in hot water, and strained.

Description. — Yellowish-brown or reddish-brown, opaque or translucent, not crystalline; hard, yet gradually taking the form of the vessel in which it is kept; brittle when cold; fracture shining, conchoidal; aromatic, not bitter; soluble in glacial acetic acid and strong alcohol.

Allied Products.—*Resina pini*; white turpentine fused in hot water and strained; resembles the preceding, but gradually becomes crystalline.

Terebinthina cocta; the residue from the distillation of turpentine with water, strained.

Constituents.—Volatile oil, $C_{10}H_{16}$, in variable proportion, water, and resin.

Substitution.—A mixture of rosin, palm oil or other fat, and water; incompletely soluble in warm glacial acetic acid.

Properties.—Stimulant, irritant; used in plasters.

PIX CANADENSIS.—CANADA PITCH.

HEMLOCK PITCH.

Origin.—*Abies* (*Pinus*, *Linné*) *canadensis*, *Michaux*. *Natural order* Coniferae, Abietineae.

Habitat.—Canada and Northern United States.

Production.—The oleoresin exudes from incisions; the wood and bark, rich in oleoresin, are heated in water, the melted oleoresin is skimmed off, remelted, and strained.

Description.—Dark reddish-brown, opaque or translucent, not crystalline; hard, yet gradually taking the form of the vessel in which it is kept; brittle when cold; fracture shining, conchoidal; odor weak, terebinthinate, balsamic.

Adulteration.—Rosin.

Constituents.—Little volatile oil, water, and resins.

Properties.—Stimulant, irritant; used in plasters.

ELEMI.—ELEMI.

Origin.—Probably from *Canarium commune*, *Linné*.
Natural order, Burseraceæ, Bursereæ.

Habitat.—Philippine Islands.

Production.—The oleoresin exudes from incisions.

Description.—Soft, yellowish, granular, more or less crystalline; when old friable; odor strong, resembling fennel and lemon, somewhat terebinthinate; taste bitter, disagreeable, and pungent.

Constituents.—Volatile oil, $C_{10}H_{16}$, 10 per cent., breïn 60 per cent. (amorphous resin readily soluble in cold alcohol), amyrin 25 per cent. (resin crystallizing from hot, strong alcohol), bryoidin (easily soluble in alcohol, bitter and acrid, crystallizes from hot water), breïdin (crystalline, less soluble in water and ether), elemic acid, $C_{35}H_{56}O_4$ (crystalline).

Varieties.—Manila elemi, described above.

Brazilian elemi, from *Icica Icicariba*, *De Candolle*, and allied species; yellowish-white or greenish-white, fragrant.

Mauritius elemi, from *Colophonia mauritiana*, *De Candolle*, resembles Manila elemi.

Mexican elemi, probably from *Amyris elemifera*, *Royle*; yellow or greenish, more or less translucent, of waxy lustre.

Properties.—Stimulant, irritant; used in plasters and ointment.

PIX LIQUIDA.—TAR.

Origin.—The wood of different species of *Pinus*.
Natural order, Coniferæ, Abietinæ.

Production.—The wood is subjected to destructive distillation, either in retorts or packed in stacks covered with earth.

Description.—Thick viscid semifluid, heavier than water, blackish-brown, transparent in thin layers, becoming granular and opaque by age; odor empyreumatic, terebinthinate; taste sharp, empyreumatic, and bitterish; of an acid reaction; soluble in alcohol, volatile oils, and potassa solution; slightly soluble in water.

Constituents.—Acetic acid, acetone, methylic alcohol, mesit, toluol, xylol, cumol, methol; these pass over with the light oil of tar. Naphthalin, pyrene, chrysene, retene, paraffin, phenols, creasote, pyrocatechin, empyreumatic resin. The composition of commercial tar is variable.

Pyrocatechin or catechol, $C_6H_6O_2$, is crystalline, sublimable, readily soluble in water, alcohol, and ether, has a sharp persistent taste, and in aqueous solution becomes dark green with ferric chloride, changing to violet with ammonia.

Allied Products.—Juniper tar, Oil of Cade, from the wood of *Juniperus Oxycedrus*, *Linné*; it is more liquid, and of a somewhat different odor.

Birch tar, Dagget, from the wood of *Betula alba*, *Linné*, has the peculiar odor of Russian leather, and contains much pyrocatechin.

Properties.—Stimulant, irritant, insecticide. *Dose*, 0.3 to 1.5 gram (gr. v–xxij), in pills, mixtures, and aqueous or vinous infusions; externally in ointment, plaster, and as fumigation.

7. VOLATILE OILS AND CAMPHORS.— OLEA VOLATILIA ET CAMPHORÆ.

Volatile oils are odorous volatile liquids which produce upon paper a greasy stain, disappearing on the application of heat. They are readily soluble in absolute alcohol, ether, chloroform, petroleum benzin, benzol, carbon disulphide, and fixed oils, and many of them dissolve also freely in 80 per cent. alcohol. All are but slightly soluble in water. They exist ready-formed in plants, but in some cases (volatile oils of mustard, almond, etc.) are the results of chemical action in the presence of water. They are mostly obtained by distillation with water, occasionally by expression of the parts containing them, like the volatile oils of lemon, orange peel, etc.

Volatile oils are usually mixtures of two or more compounds, differing in volatility and odor, the portion volatilizing first being sometimes designated as *elæopten*, and the portion volatilizing last as *stearopten* or *camphor*. The latter usually contains oxygen, the former mostly consists of carbon and hydrogen; a few volatile oils (of mustard, garlic, asafetida) contain sulphur, and in the volatile oils of amygdalæ (almond, etc.) nitrogen is found combined to hydrocyanic acid. The compounds

existing in volatile oils are mostly imperfectly known; but besides the hydrocarbons, some of these have been proved to belong to the classes of alcohols, aldehyds, ethers, and compound ethers. The yellow, blue, and brown color of volatile oils is due to distinct compounds.

On exposure to the air, more particularly in the presence of light and moisture, volatile oils become darker and thicker or even solid from resinification; the addition of a little alcohol will usually retard or prevent these changes.

As a class, the volatile oils consisting of hydrocarbons are lightest in color and in specific gravity (the latter generally ranging between 0.85 and 0.91), are less prone to resinification, and are not freely soluble in 85 per cent. alcohol. The oxygenated volatile oils have usually a density from 0.90 to 0.99, and several of them are heavier than water, some being 1.10. They are mostly more freely soluble in 80 per cent. alcohol, are usually more or less colored, and the color is deepened on exposure.

Adulterations.—Chloroform (adapted only for the heavy volatile oils) is readily detected on fractional distillation at a temperature of about 70° C. (158° F.).

Alcohol will dissolve or soften fragments of fused calcium chloride or dry potassium acetate. Agitation with water will cause a diminution of volume.

Fixed oils will leave a permanent greasy stain on paper; on agitation with 80 per cent. alcohol, the volatile oil will be dissolved and the fixed oil left behind.

Cheap volatile oils are recognized by their odor on the slow evaporation from bibulous paper or from the hands. The behavior to alcohol and to various chemical reagents is sometimes of value.

CAMPHORA.—CAMPHOR.

Origin.—Cinnamomum (Laurus, *Linné*). Camphora, *F. Nees et Ebermaier*, s. Camphora officinarum, *C. Bauhin*. *Natural order*, Lauraceæ.

Habitat.—China and Japan.

Production.—The branches and wood are exposed to the vapors of boiling water, the volatilized camphor is condensed, drained and pressed from the adhering volatile oil (oil of camphor), and subsequently refined by sublimation in vessels of glass or iron.

Description.—Crude camphor is in whitish granular masses, that from Japan having often a reddish tint, while Formosa camphor is grayish or blackish and more impure. Refined camphor is in translucent masses of a tough consistence and crystalline texture, readily pulverizable in the presence of a little alcohol or ether, has the spec. grav. 0.98, melts at 175° C. (347° F.), boils at 205° C. (401° F.), sublimes and burns without leaving any residue; odor penetrating, peculiar; taste pungent; readily soluble in alcohol and ether; sparingly soluble in water.

Composition.— $C_{10}H_{16}O$. Heated with zinc chloride it yields cymol, $C_{10}H_{14}$, and with nitric acid, camphoric acid, $C_{10}H_{16}O_4$, and camphoronic acid, $C_9H_{12}O_5$.

Allied Camphor.—Borneo, Sumatra, or Barus camphor, from Dryobalanops Camphora, *Colebrook*, *Natural order*, Dipterocarpaceæ, has a somewhat different odor, is slightly heavier than water, less readily volatile, and with nitric acid yields ordinary camphor.

Properties.—Stimulant, antispasmodic, sedative, rubefacient, resolvent. *Dose*, 0.06 to 0.5 or 1 gram (gr).

$C_{10}H_{18}O$

j-viii-xv), in pills or emulsion; externally in liniments and ointments.

THYMOL.—THYMOL.

Origin.—Thymus vulgaris, *Linné*, Ptychotis Ajowan, *De Candolle*, Monarda punctata, *Linné*. *Natural order*, Labiatae.

Production.—By fractional distillation, by freezing, or by means of alkali solution.

Properties.—Colorless rhombic scales or flat prisms of a thyme-like odor and pungent taste; melts at 50° C. (122° F.), boils at 230° C. (446° F.); freely soluble in simple solvents (sparingly in water) and in alkalies; liquefied by camphor. The aqueous solution is precipitated by bromine water, but is not colored by ferric chloride.

Composition.— $C_{10}H_{14}O$.

Properties.—Stimulant, antiseptic. *Dose*, 0.1 to 0.3 gram (gr. jss-v); used mostly externally.

MENTHOL.—PIPMENTHOL.

Origin.—Mentha piperita, *Linné*. *Natural order*, Labiatae.

Production.—By fractional distillation of the volatile oil.

Properties.—Fine white needles, transparent when examined singly, of an agreeable peppermint odor and taste; melts at 42° C. (76° F.); boils at 212° C. (414° F.); freely soluble in most simple solvents, sparingly soluble in water.

Japanese or Chinese menthol, from a plant allied to Mentha canadensis, *Linné*, resembles pipmenthol, but is

usually moist from presence of oil, and has a mint-like odor, not identical with that of peppermint.

Composition.— $C_{10}H_{20}O$.

Properties.—Stimulant, rubefacient, anodyne. *Dose*, 0.1 to 0.3 gram (gr. jss-v); used externally.

OLEUM CAMPHORÆ.—OIL OF CAMPHOR.

Origin and Production.—See Camphora.

Description.—Deep yellow or yellowish-brown; spec. grav. 0.94; boiling point about $180^{\circ} C.$ ($356^{\circ} F.$); odor and taste strongly camphoraceous; completely soluble in alcohol.

Composition.—Hydrocarbon, $C_{10}H_{16}$, and camphor, which crystallizes in the cold.

Properties.—Like camphor, mostly used in liniments.

OLEUM CAJUPUTI.—OIL OF CAJEPUT.

Origin.—*Melaleuca Cajuputi*, *Roxburgh*, s. *M. minor*, *Smith*, s. *M. Leucadendron*, var. *Bentham*. *Natural order*, Myrtaceæ.

Habitat.—East Indian Islands.

Production.—The leaves are distilled with water.

Description.—Green or, after rectification, colorless or yellowish, neutral, very mobile; spec. grav. about 0.92; odor aromatic; taste warm, camphoraceous, cooling; not congealing at $-25^{\circ} C.$ ($-13^{\circ} F.$).

Constituents.—Chiefly cajuputol, $C_{10}H_{18}O$. The crude (green) oil often contains a trace of copper, which yields a red-brown color or precipitate on agitating the oil with warm dilute hydrochloric acid and adding potassium ferrocyanide to the watery liquid.

Properties.—Carminative, stimulant, diaphoretic, rubefacient, counter-irritant. *Dose*, 0.1 to 0.5 or 0.1 gram (gr. jss-vijj-xv), in mixtures; externally in liniments.

OLEUM ROSÆ.—OIL OF ROSE. ATTAR OF ROSE.

Origin.—*Rosa damascena*, *Miller*. *Natural order*, Rosaceæ, Roseæ.

Habitat.—Cultivated in Rumelia.

Production.—The flowers are distilled with water, cohobation being resorted to.

Description.—Pale yellow liquid, spec. grav. 0.86, of an agreeable rose odor when diluted, and a sweetish taste; separating at or below 15° C. (59° F.) transparent scaly crystals, which remain suspended in the liquid.

Constituents.—Elæopten containing oxygen, very fragrant, readily soluble in alcohol; stearopten, probably $C_{16}H_{32}$ or $C_{16}H_{34}$, inodorous, iridescent crystals, requiring about 100 parts of alcohol for solution.

Adulterations.—Spermaceti and paraffin crystallize in a rather opaque crust. An addition of oil of ginger-grass or roshé oil from *Andropogon Schoenanthus*, *Linné*, lowers the congealing point of attar of rose.

Uses.—For perfuming ointments and mixtures.

OLEUM SUCCINI.—OIL OF AMBER.

Production.—Amber is subjected to destructive distillation, and the thick brown liquid distillate is rectified.

Description.—Pale yellow, spec. grav. 0.91–0.95; odor empyreumatic, balsamic; taste warm and acrid;

soluble in 4 parts of strong alcohol; with nitric acid it acquires a red color, and after some time is almost wholly converted into a brown resinous mass, having a musk-like odor.

Adulterations.—Petroleum and the empyreumatic oils of resins.

Properties.—Stimulant, antispasmodic, irritant. *Dose*, 0.2 to 0.5 or 1 gram (gr. iij–viiij–xv), in capsules or emulsion; externally in liniments.

Syllabus of the Official Volatile Oils.

Magnoliaceæ.

Oleum Anisi (stellati), from the fruit of *Illicium anisatum*, *Loureiro*. Pale yellow, congeals at about 2° C. (35.6° F.), spec. grav. 0.98, sweet; consists of $C_{10}H_{16}$ and anethol, $C_{10}H_{12}O$.

Cruciferae.

Oleum Sinapis, from the seeds of *Brassica nigra*, *Koch*. Yellow, neutral, spec. grav. 1.018, pungent and acrid, soluble in 3 parts of sulphuric acid without change of color; chiefly allyl sulphocyanide, $C_3H_5.CNS$.

Rutaceæ.

Oleum Rutæ, from the herb of *Ruta graveolens*, *Linné*. Greenish-yellow, neutral, spec. grav. 0.88, bitterish; congeals below 0° C. (32° F.), solution in sulphuric acid brown-red; chiefly methyl-nonyl-ketone, $CH_3.CO.C_9H_{19}$.

Aurantiaceæ.

Oleum Limonis, from the rind of *Citrus Limonum*, *Risso*. Yellowish, neutral, spec. grav. 0.85, bitterish; chiefly $C_{10}H_{16}$.

Oleum Bergamii, from the rind of *Citrus Bergamia*, var. *vulgaris*, *Risso*. Greenish, faintly acid, spec. grav. 0.87, bitterish; consists of $C_{10}H_{16}$ and hydrates.

Oleum Aurantii amari, from the rind of *Citrus vulgaris*, *Risso*. Yellowish, neutral, bitterish, spec. grav. about 0.86; chiefly $C_{10}H_{16}$.

Oleum Aurantii dulcis, from the rind of *Citrus Aurantium*, *Risso*. Yellowish, neutral, spec. grav. about 0.86; chiefly $C_{10}H_{16}$; readily altered.

Oleum Aurantii florum, from the flowers of *Citrus vulgaris*, *Risso*. Colorless or brownish, neutral, bitterish, spec. grav. about 0.88; chiefly $C_{10}H_{16}$. Yields violet fluorescence with alcohol.

Leguminosæ.

Oleum Copaibæ, from the oleoresin of *Copaifera* spec. Colorless, neutral, spec. grav. 0.89; consists of $C_{15}H_{24}$.

Rosacæ.

Oleum Amygdalæ amaræ, from the seeds of *Amygdalus communis*, *Linné*, var. *amara*, *De Candolle*. Yellowish, slightly bitter, spec. grav. 1.07 (1.046, if deprived of HCN); chiefly benzaldehyd, C_7H_6O with HCN, in old oil benzoic acid. Evaporated with potassa and alcohol, the residue, dissolved in distilled water, yields a nearly transparent solution, free from brown-yellow sediment.

Oleum Rosæ (see page 469).

Myrtacæ.

Oleum Cajuputi (see page 468).

Oleum Eucalypti, from the leaves of *Eucalyptus globulus* and *Euc. amygdalina*, *Labillardière*. Yellowish, neutral, spicy and cooling; contains $C_{10}H_{14}$, $C_{10}H_{16}$, and $C_{10}H_{16}O$.

Oleum Caryophylli, from the flower-buds of *Eugenia caryophyllata*, *Thunberg*. Yellowish-brown, slightly acid, spec. grav. 1.05; contains $C_{10}H_{16}$ and eugenol, $C_{10}H_{12}O_2$.

Oleum Pimentæ, from the fruit of *Eugenia Pimenta*, *De Candolle*. Colorless or pale yellow, slightly acid, spec. grav. 1.04; contains $C_{10}H_{16}$ and $C_{10}H_{12}O_2$.

Oleum Myrciæ, from the leaves of *Myrcia acris*, *De Candolle*. Yellowish or brownish-yellow, slightly acid, spec. grav. 1.04; contains $C_{10}H_{16}$ and $C_{10}H_{12}O_2$. The last three oils congeal with potassa, and their alcoholic solution is colored purplish-blue by Fe_2Cl_6 .

Umbelliferæ.

Oleum Carui, from the fruit of *Carum Carui*, *Linné*. Colorless or yellowish, neutral, spec. grav. 0.92; contains carvene, $C_{10}H_{16}$, and carvol, $C_{10}H_{14}O$; the latter is colored light violet by Fe_2Cl_6 , and congeals with ammonia and sulphydric acid.

Oleum Fœniculi, from the fruit of *Fœniculum vulgare*, *Gærtner*. Colorless, neutral, sweet, spec. grav. 0.97; congeals near 0° C. (32° F.); contains $C_{10}H_{16}$ and anethol, $C_{10}H_{12}O$.

Oleum Anisi, from the fruit of *Pimpinella Anisum*, *Linné*. Colorless or yellowish, neutral, sweet, spec. grav. 0.98; congeals near 10° C. (50° F.); contains $C_{10}H_{16}$ and anethol, $C_{10}H_{12}O$.

Oleum Anethi, from the fruit of *Anethum graveolens*, *Linné*. Pale yellow, neutral, sweetish, spec. grav. 0.87; anethene, $C_{10}H_{16}$, and carvol.

Oleum Coriandri, from the fruit of *Coriandrum sativum*, *Linné*. Colorless or yellowish, neutral, sweet, spec. grav. 0.87; chiefly $C_{10}H_{18}O$.

Valerianaceæ.

Oleum Valerianæ, from the rhizome and rootlets of *Valeriana officinalis*, *Linné*. Yellowish or brownish, somewhat viscid, slightly acid, spec. grav. 0.95; contains borneene, $C_{10}H_{16}$, borneol, $C_{10}H_{18}O$, its ether, $(C_{10}H_{17})_2O$, and its valerianic ether.

Compositæ.

Oleum Anthemidis, from the flowers of *Anthemis nobilis*, *Linné*. Pale blue, green, or yellow, slightly acid, spec. grav. 0.90; contains the butyl and amyl ethers of angelic, valerianic, and tiglinic acids.

Oleum Erigerontis, from the herb of *Erigeron canadense*, *Linné*. Pale yellow, neutral, spec. grav. 0.85; $C_{10}H_{16}$, and oxygenated compound.

Ericaceæ.

Oleum Gaultheriæ, from the leaves of *Gaultheria procumbens*, *Linné*. Yellowish or reddish, slightly acid, sweetish, spec. grav. 1.17; chiefly methyl salicylate, $CH_3.C_7H_5O_3$; yields with nitric acid colorless crystals. Much of the commercial oil of wintergreen is distilled from the bark of the sweet birch, *Betula lenta*, *Linné* (*Natural order*, *Betulaceæ*).

Labiataæ.

Oleum Lavandulæ, from the flowers (and leaves) of *Lavandula vera*, *De Candolle*. Colorless or yellowish, neutral, bitterish, spec. grav. about 0.90; contains $C_{10}H_{16}$, and formic, acetic, and other ethers of the alcohols $C_{10}H_{18}O$ and $C_{10}H_{16}O$. The oil from the flowers is most fragrant.

Oleum Menthæ viridis, from the herb of *Mentha viridis*, *Linné*. Pale yellow, neutral, spec. grav. 0.90; contains $C_{10}H_{16}$ and a compound, $C_{10}H_{14}O$.

Oleum Menthæ piperitæ, from the herb of *Mentha piperita*, *Linné*. Pale yellow or greenish, neutral, taste warm and cooling, spec. grav. 0.90; contains $C_{10}H_{18}O$ and menthol, $C_{10}H_{20}O$ (see page 467).

Oleum Thymi, from the herb of *Thymus vulgaris*, *Linné*. Red-brown or yellowish, neutral, spec. grav. 0.88; contains cymene, $C_{10}H_{14}$, thymene, $C_{10}H_{16}$, and thymol, $C_{10}H_{14}O$ (see page 467).

Oleum Hedeomæ, from the herb of *Hedeoma pulegioides*, *Persoon*. Colorless or pale yellow, neutral, spec. grav. 0.94; contains oxygen.

Oleum Rosmarini, from the leaves of *Rosmarinus officinalis*, *Linné*. Colorless, neutral, spec. grav. 0.90; contains $C_{10}H_{16}$, $C_{10}H_{16}O$, and $C_{10}H_{18}O$.

Myristicaceæ.

Oleum Myristicæ, from the kernel of *Myristica fragrans*, *Houttuyn*. Colorless, neutral, spec. grav. 0.93; chiefly myristicene, $C_{10}H_{16}$, also myristicol, $C_{10}H_{14}O$.

Chenopodiaceæ.

Oleum Chenopodii, from the fruit of *Chenopodium ambrosioides*, *Linné*, var. *anthelminticum*, *Gray*. Pale yellow, neutral, bitterish, spec. grav. 0.92; $C_{10}H_{16}$ and $C_{10}H_{16}O$.

Lauraceæ.

Oleum Cinnamomi, from the bark of *Cinnamomum zeylanicum*, *Breyne*. Yellow or reddish, slightly acid, sweet and spicy, spec. grav. 1.04; chiefly cinnamic aldehyd, C_9H_8O , also hydrocarbons; in old oil cinnamic acid.

Oleum Cinnamomi Cassiæ, from the bark of *Cinnamomum Cassia*, *Blume*. Like the preceding; flavor less agreeable; spec. grav. about 1.06.

Oleum Sassafras, from the root of *Sassafras officinale*, *Nees*. Yellowish or brownish, neutral, spec. grav. 1.09; contains safrene, $C_{10}H_{16}$, and chiefly safrol, $C_{10}H_{10}O_2$; with nitric acid dark red and resinous.

Piperaceæ.

Oleum Cubebæ, from the fruit of *Cubeba officinalis*, *Miquel*. Colorless or faintly greenish or yellowish, neutral, spec. grav. 0.92; consists of $C_{10}H_{16}$ and $C_{15}H_{24}$.

Santalaceæ.

Oleum Santali, from the wood of *Santalum album*, *Linné*.
 Light yellow, rather thick, slightly acid, spec. grav. 0.96;
 contains $C_{15}H_{24}O$ and $C_{15}H_{26}O$.

Coniferæ.

Oleum Terebinthinæ, from the oleoresin of different species of
Pinus. Colorless, neutral, bitterish, spec. grav. 0.87; con-
 sists of $C_{10}H_{16}$.

Oleum Juniperi, from the fruit of *Juniperus communis*, *Linné*.
 Colorless or faintly greenish, neutral, sweetish, spec. grav.
 0.87; consists of $C_{10}H_{16}$.

Oleum Sabinæ, from the branches (tops) of *Juniperus Sabina*,
Linné. Colorless, neutral, bitterish, spec. grav. 0.91; consists
 of $C_{10}H_{16}$.

Oleum Picis liquidæ, from pine wood tar. Yellowish or red-
 brown, acid, odor and taste tar-like; consists mainly of
 $C_{10}H_{16}$.

Oil of Cedar, see Pharm. Zeit., 1886, p. 651

8. FIXED OILS AND WAXES.—OLEA PINGUIA ET CERÆ.

Fats are found in plants and animals, and are mostly colorless or white, inodorous and tasteless; but some commercial fats always contain coloring matter and volatile oil or other odorous principle, and the fats of the volatile fatty acids have a distinct odor. All fats are lighter than water (spec. grav. mostly between 0.913 and 0.956), are insoluble in water and mostly also in cold alcohol; they are soluble in ether, chloroform, petroleum benzin, benzol, and carbon disulphide. The liquid fats are transparent; the solid fats melt, by heat, to a transparent liquid. The mucilaginous and protein compounds, often present in crude fats, are removed by decantation, by filtration, or by treatment with about 2 per cent. of sulphuric acid. The color of certain fats is destroyed by

heat, or by exposure to sunlight, or by treatment with potassium dichromate and sulphuric acid.

Most fats are mixtures of two or more compounds, the most important of which are stearin, $C_3H_5 \cdot 3C_{18}H_{35}O_2$; palmitin, $C_3H_5 \cdot 3C_{16}H_{31}O_2$; myristin, $C_3H_5 \cdot 3C_{14}H_{27}O_2$; laurin, $C_3H_5 \cdot 3C_{12}H_{23}O_2$; and olein, $C_3H_5 \cdot 3C_{18}H_{33}O_2$. The drying oils which gradually harden on exposure to the air, contain linolein, the acid having the formula $C_{16}H_{23}O_4$. Fats become rancid through the generation of volatile fatty acids and perhaps of other compounds. On saponification most of the liquid and solid fats yield glycerin, $C_3H_8O_3$. Soaps made with potassa are softer than soda soaps, and the soaps of drying oils are softer than those prepared from non-drying oils.

Fats having a high fusing point, are often called waxes; but this name is more properly applied to the compounds of the fatty acids with the radicals of monatomic alcohols, such as cetyl, $C_{16}H_{33}$ (in spermaceti), ceryl, $C_{27}H_{55}$ (in Chinese wax), and myricyl, $C_{30}H_{61}$ (in beeswax).

Adulterations.—The detection is difficult. The specific gravity, the melting point, and the congealing point should be observed. Drying and non-drying oils are distinguished by the effect of nitrous acid, which causes the latter to congeal in the course of two or three hours to one or two days, through the conversion of liquid olein into solid elaidin; linolein and allied oils are not affected by this agent. The test is applied by mixing 2 parts of nitric acid, spec. grav. 1.42, 3 parts of water, and 5 parts of the oil, and adding 1 part of copper. Maumené's sulphuric acid test is applied by stirring together 50 grams of the oil and 10 cubic centimeters of sulphuric acid, and noting the rise of temperature. Heydenreich's test consists in adding to 10 or 12 drops

476 DRUGS WITHOUT CELLULAR STRUCTURE.

of the oil 2 or 3 drops of sulphuric acid, noting the color, then stirring and again noting the color. For Calvert's test, 1 volume of sulphuric acid, spec. grav. 1.53, is agitated for about five minutes with 5 volumes of the oil, after which the color is observed.

Oil of	TESTS.			
	Nitrous acid.	Mau- mené's.	Heydenreich's.	Calvert's.
Almond	whitish, solid	52° C	yellow	white.
Arachis	whitish, solid	67	yellow, green-brown	yellow.
Cod-liver	yellow, liquid	102	purple, red	purple.
Cotton seed	yellow, soft	—	reddish and brown	yellow.
Hemp	yellow, liquid	98	brown, black, solid	dark green.
Lard	yellow, solid	43	yellow, brown	yellowish.
Linseed	brownish, liquid	103	brown-red, blackish	dark green.
Olive	yellowish, solid	42	yellow, brownish	greenish.
Poppy	yellow, liquid	—	yellow, brown-green	grayish.
Rapeseed	brownish, soft	58	green or brownish	brown.
Ricinus	whitish, soft	47	brownish	grayish-white.
Sesame	red-brown, soft	68	brown-red, gelatinous	dirty-green.
Sunflower	yellow, soft	—	red-brown, brown	yellow.

Classification.

Sect. 1. Liquid fats.

I. Non-drying oils.

Yellowish, slightly nutty, not congealing at
—10° C.

Ol. Amygdalæ
expressum.

Pale yellow, deposits granules near 0° C.

Ol. Olivæ.

Pale yellow, opaque at 0° C.

Ol. bubulum.

Yellowish, solidifying near 0° C.

Ol. Adipis.

II. Drying oils.

Yellow or brownish ; not solid at —15° C.

Ol. Lini.

Pale yellow, bland, congeals at —18° C.

Ol. Papaveris.

Nearly colorless, nutty ; congeals at —20° C.

Ol. Juglandis.

Green, unpleasant ; congeals at —15° C.

Ol. Cannabis.

III. Intermediate oils.

Yellow, odor and taste fishy.	Ol. Morrhuæ.
Brownish-yellow, acrid.	Ol. Tiglii.
Yellowish, mawkish, slightly acrid.	Ol. Ricini.
Yellow, bland, congeals below 0° C.	Ol. Gossypii.
Yellow, bland, congeals at —5° C.	Ol. Sesami.

Sect. 2. Solid fats.

I. Containing volatile oil.

Butyraceous, granular, green, spicy.	Ol. Lauri.
Mottled orange-brown, melting at 45° C.	Ol. Myristicæ expressum.

II. Odorous, but free from volatile oil.

Yellowish-white, chocolate odor, melting at 30° C.	Ol. Theobromæ.
Orange-red, violet odor, melting at 27° C.	Ol. Palmæ.
Brownish-white, acrid, melting at 42° C.	Ol. Gynocardia.
White, disagreeable odor, melting at 23° C.	Ol. Coccois.
Yellow, sweet, melting at 28° C.	Butyrum.

III. With no characteristic odor.

White, melting at 35° C.	Adeps.
White, melting at 45° C.	Sevum.

Sect. 3. Waxes.

White, crystalline, melting at 50° C.	Cetaceum.
Yellow or white, melting at 62° C.	Cera.

OLEUM AMYGDALÆ EXPRESSUM.—

ALMOND OIL.

Origin.—*Amygdalus communis*, *Linné*. *Natural order*, Rosaceæ, Amygdaleæ.

Habitat.—Western Asia, naturalized in the Mediterranean basin; cultivated.

Production.—Crushed bitter almonds are subjected to powerful pressure preceding their being used for preparing oil of bitter almond. Sweet almonds are likewise occasionally expressed. Yield 40 to 50 or 55 per cent.

Description.—Yellowish, thin, spec. grav. 0.92, congealing near -20° C. (-4° F.), of a slight nutty odor and bland taste. A mixture of the oil with an equal bulk of nitric acid, spec. grav. 1.16, on being warmed to 60° C. (140° F.) will not acquire a yellow or orange color.

Constituents.—Chiefly olein, very little palmitin.

Substitution.—The fixed oils expressed from the seeds of the peach and apricot closely resemble almond oil; but warmed with nitric acid, spec. grav. 1.16, speedily turn yellow and orange-red.

Properties.—Lenitive. *Dose*, 2 to 16 grams (3ss–iv), in emulsion; externally in liniments and ointments.

OLEUM OLIVÆ.—OLIVE OIL.

Origin.—*Olea europæa*, *Linné*. *Natural order*, Oleaceæ.

Habitat.—Southern Europe; cultivated.

Production.—The crushed fruit, subjected to cold pressure, yields virgin oil; a second quality of oil is obtained by mixing the press cake with hot water, and again expressing; and an inferior more or less rancid oil is yielded from the residue after it has undergone decomposition.

Description.—Pale yellow or light greenish-yellow, spec. grav. 0.918; near 5° C. (41° F.) separating white crystalline granules; of a slight agreeable odor, and a bland, faintly acrid taste. The mixture, made upon a porcelain slab, of 10 drops of the oil and 5 or 6 drops of sulphuric acid, does not acquire a brown-red or greenish-brown color. Agitated with a cold mixture of sulphuric and nitric acids it remains pale yellow or greenish.

Constituents —Mainly olein; the solid fats are chiefly palmitin with arachin and possibly stearin; also cholesterol, $C_{26}H_{44}O$, soluble in alcohol.

Properties and Uses.—Like Almond Oil.

OLEUM BUBULUM.—NEAT'S-FOOT OIL.

Production.—The fatty tissue of neat's feet is boiled with water and the fat skimmed off and strained.

Description.—Pale yellow, spec. grav. about 0.915, opaque at or below $0^{\circ}C.$ ($32^{\circ}F.$); odor slight; nearly tasteless.

Constituents.—Olein and solid fats.

Uses.—Chiefly externally.

OLEUM ADIPIS.—LARD OIL.

Production.—Lard is exposed to a low temperature and expressed. Yield about 50 to 60 per cent.

Description.—Pale yellowish or colorless, spec. grav. about 0.916, solidifying near $0^{\circ}C.$ ($32^{\circ}F.$); odor and taste slight.

Constituents.—Olein with palmitin and stearin.

Uses.—Externally.

OLEUM LINI.—FLAXSEED OIL. LINSEED OIL.

Origin.—*Linum usitatissimum*, *Linné*. *Natural order*, Linaceæ.

Habitat.—Levant and Southern Europe; cultivated.

Production.—The crushed seeds are expressed; yield by cold pressure 16 to 20 per cent.; by hot pressure 25 to 28 per cent.

Description.—Yellow, limpid, spec. grav. about 0.936, congealing at -27° C. (-16.5° F.); odor slight; taste bland. Expressed with heat, linseed oil is of a darker color, stronger odor and acrid taste.

Constituents.—Chiefly linolein, with palmitin and myristin. By exposure it dries to linoxyn, $C_{32}H_{54}O_{11}$.

Properties.—Demulcent, laxative. *Dose*, 4 to 65 grams (5j–5ij); externally as a protective.

OLEUM PAPAVERIS.—POPPYSEED OIL.

Origin.—*Papaver somniferum*, *Linné*. *Natural order* Papaveraceæ.

Habitat.—Western Asia; cultivated.

Production.—The crushed seeds are expressed. Yield about 50 per cent.

Description.—Pale yellow, limpid, spec. grav. 0.92; congealing at about -18° C. (0° F.); odor slight; taste bland.

Constituents.—Chiefly linolein, with palmitin and perhaps other fats.

Properties.—Demulcent and protective.

OLEUM JUGLANDIS.—NUT OIL.

Origin.—1. *Juglans regia*, *Linné*. 2. *Juglans cinerea*, *Linné*. 3. *Carya amara*, *Nuttall*. *Natural order*, Juglandaceæ.

Habitat.—1. Central Asia; cultivated. 2, 3. North America.

Production.—The crushed seeds are expressed; yield about 25 per cent.

Description.—Pale greenish or nearly colorless, somewhat thicker than the preceding, spec. grav. 0.92 con-

gealing at about -18° C. (0° F.); odor and taste nutty.

Constituents.—Probably linolein with some solid fats.

Properties.—Like Poppyseed Oil.

OLEUM CANNABIS.—HEMPSEED OIL.

Origin.—*Cannabis sativa*, *Linné*. *Natural order*, Urticaceæ, Cannabineæ.

Habitat.—Southern and Central Asia; cultivated.

Production.—The crushed fruit (hempseed) is expressed; yield about 30 per cent.

Description.—Green, becoming lighter and brownish on exposure; spec. grav. 0.93; odor unpleasant; taste rather mild; thickens at -15° C. (5° F.).

Constituents.—Linolein, probably with palmitin.

Properties.—Like Poppyseed Oil.

OLEUM MORRHUÆ.—COD-LIVER OIL.

Oleum jecoris aselli.

Origin.—*Gadus Morrhua*, *Linné*, and other species of *Gadus*. *Class*, Pisces. *Order*, Teleostia. *Family*, Gadida.

Habitat.—North Atlantic Ocean.

Production.—The fresh livers are slowly heated and the oil is decanted from the water.

Description.—Pale yellow, limpid, faintly acid, spec. grav. 0.92; near 0° C. (32° F.) separating a white granular deposit; odor and taste mild, fishy. Sulphuric acid colors it deep violet, changing to brown-red. If obtained by means of a greater heat, by boiling with

water, or from stale livers, cod-liver oil has an amber-brown or dark-brown color, a stronger acid reaction, a more disagreeable odor and more or less bitter taste, and deposits granules at a higher temperature.

Constituents.—Chiefly olein, with palmitin and stearin, iodine 0.00001 to 0.0004 per cent., traces of chlorine, bromine, phosphorus, and sulphur, biliary compounds, probably also butyric and acetic acids.

Properties.—Demulcent, alterative. *Dose*, 8 to 16 grams (ʒij–ʒss).

OLEUM TIGLII.—CROTON OIL.

Origin.—Croton Tiglium, *Linné*. *Natural order*, Euphorbiaceæ.

Habitat.—India and Philippine Islands; cultivated.

Production.—The crushed seeds are expressed or are exhausted by carbon disulphide; yield 30 to 40 per cent., or about 50 per cent. of the kernels.

Description.—Yellow or brownish-yellow, somewhat viscid, slightly acid, spec. grav. about 0.95; odor slight; taste oily, afterwards acrid and burning. Croton oil is soluble in 1 part, but only partly soluble in 7 parts of absolute alcohol, it dissolves more readily in alcohol when old than when fresh.

Constituents.—Glycerides of formic, acetic, isobutyric, tiglinic ($C_5H_8O_2$), valerianic, lauric, myristic, palmitic, and stearic acids; also crotonol, $C_{18}H_{28}O_4$ (?). The purgative principle is insoluble in alcohol; the vesicating properties are not due to free acids, but to a fat, the acid of which is closely related to oleic and ricinoleic acids.

Properties.—Powerful purgative, irritant, rubefacient. *Dose*, 0.016 to 0.12 gram (gr. $\frac{1}{4}$ –ij), in fixed oil or emulsion; externally as an addition to liniments.

OLEUM RICINI.—CASTOR OIL.

Origin.—*Ricinus communis*, *Linné*. *Natural order*, Euphorbiaceæ.

Habitat.—India; cultivated.

Production.—The seeds are crushed, freed from integuments by winnowing, kiln-dried, and expressed; the oil is clarified by mixing with warm water and decanting. Yield by cold pressure about 30 per cent., by warm pressure about 45 per cent.

Description.—Viscid, transparent after filtration, nearly colorless; congeals near -18° C. (0° F.); spec. grav. 0.96; odor mild, rather mawkish, taste slightly acrid; soluble in an equal weight of strong alcohol, partly soluble in petroleum benzin.

Constituents.—Ricinolein and palmitin; acrid principle.

Properties.—Demulcent, purgative. *Dose*, 4 to 16 or 32 grams (ʒj–iv–ʒj).

OLEUM GOSSYPII SEMINIS.—COTTON-SEED OIL.

Origin.—*Gossypium herbaceum*, *Linné*, etc. *Natural order*, Malvaceæ.

Habitat.—Asia and Africa; cultivated.

Production.—The seeds are expressed and the crude red-brown oil is bleached with boiling water, followed by a little alkali. Yield 15–20 per cent.

Description.—Yellowish or yellow; neutral; congeals below 0° C. (32° F.); odor and taste mild, nutty.

Constituents.—Olein, palmitin, and non-saponifiable yellow coloring matter.

Properties.—Demulcent.

OLEUM SESAMI.—BENNE-SEED OIL.

Origin.—*Sesamum indicum*, *Linné*. *Natural order*, Pedaliaceæ.

Habitat.—India; cultivated.

Production.—The seeds are expressed; yield 45–50 per cent.

Description.—Yellow, limpid, transparent; spec. grav. 0.92; congeals at about -5° C. (23° F.); nearly inodorous, bland; colored green, red and brown-red on being agitated with a cold mixture of sulphuric and nitric acids.

Constituents.—Olein, myristin, palmitin, stearin; resinoid compound.

Properties.—Demulcent.

OLEUM LAURI.—LAUREL OIL. OIL OF BAYS.

Origin.—*Laurus nobilis*, *Linné*. *Natural order*, Lauraceæ.

Habitat.—Levant and Southern Europe.

Production.—The fruit is steeped in hot water and expressed.

Description.—Of the consistence of butter, green, granular; melts near 40° C. (105° F.), odor strongly aromatic; taste aromatic, spicy; coloring matter and

aromatic principle soluble in alcohol; this solution is not colored red by ammonia (turmeric).

Constituents.—Laurin, olein, chlorophyll, volatile oil, resin.

Properties.—Stimulant, nervine; used in liniments and ointments.

OLEUM MYRISTICÆ EXPRESSUM.—EXPRESSED OIL OF NUTMEG.

Oleum nucistæ. Butyrum nucistæ. Nutmeg butter.

Origin.—Myristica fragrans, *Houttuyn*. *Natural order*, Myristicaceæ.

Habitat.—Molucca Islands; cultivated.

Production.—Crushed nutmegs are expressed between hot plates; yield 28 per cent.

Description.—In blocks, of the consistence of tallow, unctuous, marbled whitish and orange-brown; spec. grav. 0.995; fusing point near 45° C. (113° F.); odor aromatic; taste spicy; soluble in 4 parts of hot strong alcohol.

Constituents.—Myristin, myristic acid, soft fat, volatile oil, coloring matter.

Properties.—Stimulant, carminative, digestive. *Dose*, 0.3 to 1 gram (gr. v-xv), in emulsion; mostly used externally.

OLEUM THEOBROMÆ.—OIL OF THEOBROMA.

Butyrum (Oleum) cacao. Butter of cacao.

Origin.—Theobroma Cacao, *Linné*. *Natural order*, Sterculiaceæ, Buettnerieæ.

Habitat.—South America.

Production.—The seeds are deprived of the testa and expressed between heated plates; yield 35–45 per cent.

Description. — Yellowish-white, becoming white on keeping, harder than tallow, yet melting in the mouth; spec. grav. about 0.96; fusing point between 30° and 33° C. (86° and 91.4° F.), aromatic, of a bland chocolate-like taste. On dissolving 2 grams (gr. xxx) of the oil in 4 grams (℥j) of petroleum benzin or of ether, by immersing the test-tube in water of 17° C. (62.6° F.), and afterward plunging the test-tube into water of 0° C. (32° F.), the mixture does not become turbid, and does not produce a granular deposit in less than three minutes.

Constituents. — Stearin, palmitin, laurin, arachin and olein, probably a little resin.

Properties. — Demulcent. *Dose*, 2 to 4 grams (℥ss-j), in emulsion; mostly used for suppositories and in ointments.

OLEUM PALMÆ.—PALM OIL.

Origin. — *Elæis guineensis*, *Jacquin*. *Natural order*, Palmaceæ.

Habitat. — Western Africa; cultivated in tropical America.

Production. — The fruit is heated with water and expressed.

Description. — Harder than butter, orange-red, bleached by exposure to light, and by rapidly heating to 240° C. (464° F.); fusing point 27° C. (80.6° F.); odor agreeable, violet-like; taste bland. It rapidly becomes rancid, and acquires an acid reaction, a higher melting point, and an acrid taste.

Constituents. — Palmitin, olein, coloring matter.

Properties. — Demulcent; used in ointments, mostly for soap and candles.

Composition of Palm Oil. Ber. Ber. Ref. 1889 p. 514.

OLEUM GYNOCARDIÆ.—CHAULMUGRA OIL.

Origin.—Gynocardia (Chaulmoogra, *Roxburgh*) odorata, *R. Brown*. *Natural order*, Bixaceæ.

Habitat.—Malayan peninsula.

Production.—The seeds are boiled in water and expressed.

Description.—Of the consistence of tallow, brownish-white, of an acid reaction; fusing point about 40° C. (104° F.); odor peculiar; taste acrid; partly soluble in cold alcohol; by sulphuric acid colored red-brown, afterwards olive-green; after agitation with warm water, the oil separates as a milky emulsion.

Constituents.—Albuminoids; glycerides of coccinic, hypogæic, palmitic, and gynocardic ($C_{14}H_{24}O_2$) acids, the last two also in the free state. The acrid taste and reaction with sulphuric acid are due to gynocardic acid.

Properties.—Alterative, emetic. *Dose*, about 0.3 gram (gr. v), in emulsion or dissolved in other oils.

OLEUM COCOIS.—COCOANUT OIL.

Origin.—Cocos nucifera, *Linné*. *Natural order*, Palmaceæ.

Habitat.—Tropical countries.

Production.—The seeds are boiled with water and expressed.

Description.—Of butyraceous consistence, white; melting point about 25° C. (77° F.); odor disagreeable; becomes rapidly rancid.

Constituents.—Glycerides of lauric (predominating), with palmitic, myristic, caprinic, caprylic, and capronic acids.

Properties.—Demulcent; mostly used for soap.

Anthelmintic properties of coconut.

Ph. Journ. 1888. p. 162
346

Production in India. *Ph. Record*, Jan 21, 1889. p. 26.

Chemistry of the coconut. *Rundschau*, 1889. p. 34

BUTYRUM.—BUTTER.

Origin.—*Bos Taurus* (femina), *Linné*. *Class*, Mammalia. *Order*, Ruminantia.

Habitat.—Domesticated.

Production.—The cream rising upon cows' milk is churned.

Description.—Soft, yellow, neutral, fusing point near 28° C. (82.4° F.), congealing point 26.5° C. (79.7° F.), rising to 32° C. (89.6° F.); odor delicate and sweet; taste bland. For medicinal use, butter should be freed from salt and casein by melting it in warm water and decanting the clear liquid. 100 parts of pure butter on being saponified by an alkali, and the soap decomposed by hydrochloric acid, yield fatty acids, which, after washing and drying, weigh between 85 and 88 parts.

Constituents.—Odorous principle a trace, olein about 30 per cent., palmitin and stearin about 68 per cent., and about 2 per cent. of the glycerides of butyric, capronic, caprylic, and caprinic acids. Butter having an acid reaction contains free butyric acid.

Properties.—Demulcent, lenitive; used as a dietetic and in ointments.

ADEPS.—LARD.

Axungia porci.

Origin.—*Sus scrofa*, *Linné*. *Class*, Mammalia. *Order*, Pachydermata.

Habitat.—Domesticated.

Production.—The fat attached to the mesentery, omentum, and kidneys is melted with water and strained.

Description.—Soft, white, neutral, spec. grav. 0.938; melting point near 35° C. (95° F.); odor faint; taste bland; completely soluble in ether. Distilled water

boiled with lard does not acquire an alkaline reaction, is not precipitated by silver nitrate, and is not colored blue by iodine.

Properties.—Demulcent, lenitive; used in ointments and cerates.

SEVUM.—SUET.

Sevum ovillum.

Origin.—Ovis Aries, *Linné.* *Class,* Mammalia.
Order, Ruminantia.

Habitat.—Domesticated.

Production.—The internal fat is melted in a water-bath and strained.

Description.—Solid, smooth, white, neutral; melting point above 45° C. (113° F.); congealing point about 37° C. (98.6° F.), rising to about 40° C. (104° F.); odor slight; taste bland.

Constituents.—Stearin and palmitin (predominating), olein, and hircin.

Allied Fat.—Sevum bovinum, the internal fat of Bos Taurus, *Linné.* Like the preceding, but melting point near 40° C. (104° F.); contains more palmitin, no hircin.

Properties.—Lenitive; used in cerates.

CETACEUM.—SPERMACEUM.

Origin.—Physeter macrocephalus, *Linné.* *Class,* Mammalia. *Order,* Cetacea.

Habitat.—Pacific and Indian Oceans.

Production.—The fat contained in cavities in the head is allowed to congeal, expressed, and remelted in water.

Description.—White, translucent, slightly unctuous masses; fracture scaly-crystalline, of a pearly lustre; pulverizable in the presence of a little alcohol; spec. grav. 0.94 to 0.95; melting point near 50° C. (122° F.); congealing point near 45° C. (113° F.); soluble in ether and in boiling alcohol.

Constituents.—Mainly cetylic palmitate or cetin, $C_{16}H_{33} \cdot C_{16}H_{31}O_2$.

Properties.—Lenitive; used in ointments and cerates.

CERA.—WAX, BEESWAX.

Origin.—*Apis mellifica*, *Linné*. *Class*, Insecta. *Order*, Hymenoptera.

Production.—The honeycomb, after draining the honey, is melted in water and the melted wax decanted. It is bleached by exposing the wax in thin sheets to moisture and sunlight.

Description.—*Cera flava*, Yellow wax. Yellow or somewhat brownish-yellow, breaking with a granular fracture at and below 10° C. (50° F.), becoming plastic by the heat of the hand; spec. grav. 0.96 to 0.97; melting point between 62° and 63° C. (about 145° F.); congealing with a smooth and level surface; odor aromatic, honey-like; taste mild; soluble in boiling ether and in chloroform; partly soluble in cold ether, benzol, and benzin, and in hot alcohol.

Cera alba, White wax. Yellowish-white circular cakes somewhat translucent in thin layers, brittle in the cold,


but becoming plastic by the heat of the hand; melting point 65° C. (149° F.); odor slightly rancid.

Constituents.—Aromatic and coloring matters in yellow wax; cerin or cerotic acid $C_{27}H_{54}O_2$, 10 to 20 per cent. (crystallizes from boiling alcohol); myricin or myricyl palmitate, $C_{30}H_{61}.C_{16}H_{31}O_2$ (acicular crystals, slightly soluble in hot alcohol, soluble in hot ether).

Adulterations.—Tallow renders wax softer and lessens its specific gravity. Paraffin is not destroyed by hot sulphuric acid; 5 grams of the wax are heated in a flask for fifteen minutes with 25 grams of sulphuric acid to 160° C. (320° F.), and the mixture is diluted with distilled water: a layer of paraffin should not be separated. Resin is dissolved by hot 70 per cent. alcohol, and, after cooling, is precipitated by water. Mineral and starchy substances are insoluble in chloroform.

Properties.—Protective; used in ointments, cerates, and plasters.





INDEX.

- A** BIES balsamea, 458
 canadensis, 661
 excelsa, 461
 Menziesii, 459
 pectinata, 459
 Abri radix, 91
 semen, 368
 Abrus precatorius, 91, 368
 Absinthium, 278
 Abuta amara, 98
 rufescens, 98
 Acacia Catechu, 419
 Senegal, 430
 Suma, 419
 Verek, 430
 Acaroid resin, 451
 Achillea Millefolium, 277
 Acipenser Güldenstädtii, 32
 Huso, 32
 Ruthenus, 32
 stellatus, 32
 Aconite leaves, 251
 root, 154
 Aconiti folia, 251
 radix, 154
 Aconitum Anthora, 156
 Cammarum, 156, 252
 ferox, 156
 heterophyllum, 156
 luridum, 156
 Lycoctonum, 156
 Napellus, 154, 251
 Stoerckeanum, 156, 252
 uncinatum, 156
 Acorus Calamus, 114
 Adeps, 488
 Adiantum pedatum, 263
 Ægle Marmelos, 333
 African ammoniac, 437
 ginger, 110
 saffron, 396
 Agaricus albus, 390
 Agathotes Chirayta, 295
 Agrimonia Eupatoria, 269
 Agrimony, 269
 Albumen ovi, 30
 Aleppy cardamom, 343
 Aleppo nutgalls, 388
 Aletris farinosa, 122
 Aleurites laccifera, 447
 Alexandria senna, 227, 229
 Algarobia glandulosa, 431
 Alkanet, 82
 Alkanna tinctoria, 82
 Allium Porrum, 161
 sativum, 161
 Allspice, 326
 Almond, 361
 oil, 477
 Aloe barbadense, 416
 capensis, 417
 socotrina, 416
 spicata, 416
 vulgaris, 416
 Alpinia Cardamomum, 342
 Galanga, 112
 officinarum, 111
 Alsophila lurida, 398
 Althæa officinalis, 80
 Alum root, 82
 Amber, 447
 Ambergris, 37
 Ambra grisea, 37
 American angelica, 70
 castor, 35
 columbo, 59

- American—
 gentian root, 59
 ipecac, 68, 145
 isinglass, 32
 opium, 412
 senna, 230
 spikenard, 147
 valerian, 124
 veratrum, 119
- Ammoniacum, 436
- Amomum aromaticum, 343
 Cardamomum, 342
 globosum, 343
 Granum paradisi, 385
 maximum, 343
 Melegueta, 385
- Amygdala, 361
- Amygdalus amara, 361, 471
 communis, 361, 471, 477
 dulcis, 361
- Amylum, 403
- Amyris elemifera, 463
- Anacardium occidentale, 328
 orientale, 329
- Anacyclus officinarum, 63
 Pyrethrum, 62
- Anamirta Cocculus, 327
 paniculata, 327
- Anchusa tinctoria, 82
- Andira Araroba, 400
- Andropogon muricatus, 54
 Schoenanthus, 469
- Anemone patens, 263
 pratensis, 263
 Pulsatilla, 263
- Anethum graveolens, 353, 472
- Angelica, 69
 atropurpurea, 70
 officinalis, 69
 triquinata, 70
- Angustura, 212
- Anise, 348
- Anisum, 348
- Anthemis arvensis, 308
 Cotula, 276
 nobilis, 308, 472
- Anthrophylli, 327
- Aphis chinensis, 389
- Apis mellifica, 429, 490
- Apium graveolens, 349
 Petroselinum, 72
- Apocynum androsæmifolium, 94
- Apocynum cannabinum, 67, 95
- Aralia nudicaulis, 133
 quinquefolia, 75
 racemosa, 147
 spinosa, 202
- Araroba, 400
- Arbor vitæ, 298
- Archangelica atropurpurea, 70
 officinalis, 69
- Arctostaphylos glauca, 226
 Uva ursi, 224
- Areca Catechu, 386
 nut, 386
- Arisæma triphyllum, 158
- Aristolochia reticulata, 136
 Serpentaria, 136
- Armoracia rusticana, 77
- Arnica flowers, 310
 montana, 135, 310
 root, 135
- Arnica radix, 135
- Artanthe elongata, 238
- Artemisia Absinthium, 278
 maritima, 302
 vulgaris, 279
- Arum Dracunculus, 158
 italicum, 158
 maculatum, 158
 triphyllum, 158
- Asafoetida, 433
- Asagraea officinalis, 382
- Asarum canadense, 147
- Asclepias cornuti, 132
 incarnata, 140
 syriaca, 132
 tuberosa, 66
- Aspidium athamanticum, 108
 Filix mas, 107
 marginale, 107
 rigidum, 108
- Aspidosperma Quebracho, 200
- Assam musk, 34
- Astacus fluviatilis, 42
- Astragalus gummifer, 431
- Atropa Belladonna, 79, 232
- Attar of rose, 469
- Aurantia immatura, 332
- Aurantii cortex, 354
 flores, 303
 folia, 223
 fructus, 332
- Australian kino, 421

- Avena sativa*, 408
Avenæ farina, 408
Avens, 139
Axungia porci, 488
Azedarach, 201
- B** AEL, 333
Balata gum, 422
Balm, 288
Balmomy, 283
Balsam of fir, 458
 of Peru, 453
 of Tolu, 454
Balsamodendron africanum, 439
 Mukul, 439
 Myrrha, 438
Balsamum peruvianum, 453
 tolutanum, 454
Baptisia tinctoria, 99
Barbadoes aloes, 416
Barberry, 98
 bark, 189
Bark of cotton root, 204
 of pomegranate root, 194
Barley, 344
 starch, 407
 sugar, 425
Barosma betulina, 248
 crenulata, 248
 serratifolia, 248
Barus camphor, 466
Bastard ipecac, 146
Bayberry bark, 203
Bay leaves, 221, 223
Bdellium, 439
Bean of St. Ignatius, 372
Bebeeru, 185
Beech drop, 282
Beeswax, 490
Bela, 333
Belladonna leaves, 232
 root, 79
Belladonnæ folia, 232
 radix, 79
Belugo, 32
Bengal Cardamom, 343
 kino, 421
 quince, 333
 turmeric, 113
Benne, 230
 seed oil, 484
- Benzoinum*, 450
Berberis aquifolium, 151
 nervosa, 151
 repens, 151
 vulgaris, 98, 189
Bethroot, 121
Betula alba, 464
Bikh or bish root, 156
Birch tar, 464
Bird pepper, 334
Birthwort, 121
Bistort, 130
Bistorta, 130
Bitter fennel, 350
 orange, 332, 354
 polygala, 267
Bittersweet, 163
Black alder, 188
 haw, 191
 hellebore, 143
 ipecac, 93
 jack, 192
 mustard, 369
 oak bark, 192
 pepper, 325
 snakeroot, 144
Blackberry, 193
Bladder-wrack, 261
Blatta americana, 29
 germanica, 29
 gigantea, 29
 orientalis, 28
Blessed thistle, 280
Bloodroot, 127
Blue cohosh, 142
 flag, 123
Bog bean, 252
Boldo, 219
Boldoa fragrans, 219
Boldus, 219
Boletus fomentarius, 391
 laricis, 390
Bombay mastic, 444
 senna, 230
Bonare aloes, 416
Boneset, 273
Borneo camphor, 466
Bos Taurus, 36, 39, 488, 489
Boston iris, 123
Boswellia Carterii, 437
Botany Bay kino, 421
 resin, 451

- Bourbon vanilla, 344
 Brassica alba, 369
 Napus, 370
 nigra, 369, 470
 Rapa, 370
 Brayera anthelmintica, 304
 Brazilian elemi, 462
 rhatany, 101
 vanilla, 344
 Broom, 268
 Bryonia alba, dioica, 78
 Bryony, 78
 Bucharian musk, 34
 Buchu, 248
 Buckbean, 252
 Buckthorn, 323
 Bugle, 285
 Burdock, 65
 fruit, 345
 Burgundy pitch, 461
 Burned sponge, 31
 Butea frondosa, 421
 Butter, 488
 of cacao, 485
 Buttercups, 264
 Buttermilk, 39
 Batternut, 200
 Butyrum, 488
 cacao, 485
 nucistæ, 485
- C**ABALLINE aloes, 417
 Cabardine musk, 34
 Cacao, 365
 Cactus grandiflorus, 272
 Caffea, 379
 Calabar bean, 366
 Calamus, 114
 Draco, 449
 Calculi cancerorum, 42
 Calendula officinalis, 280, 301
 California oak balls, 389
 Calisaya bark, 178
 Callitris quadrivalvis, 445
 Calumba, 82
 Cambogia, 439
 Camphora officinarum, 466
 Camellia Thea, 241
 Canada erigeron, 274
 pitch, 461
 turpentine, 458
- Canadian castor, 35
 Canarium commune, 462
 Cancer Astacus, 42
 Cane sugar, 424
 Canella alba, 210
 Canna starch, 405
 Cannabis americana, 296
 indica, 296
 sativa, 296, 481
 Cantharides, 25
 Cantharis vesicatoria, 25
 vittata, 26
 Caoutchouc, 423
 Cape aloes, 417
 saffron, 396
 Capsicum annuum, 335
 cerasiforme, 336
 fastigiatum, 334
 Caraway, 354
 Cardamom, 342
 Cardamomum, 342
 Carduus benedictus, 280
 Carex arenaria, 117
 Carota, 354
 Carrot fruit, 354
 Carthagen bark, 182
 Carthamus tinctorius, 312
 Carum Carui, 352, 471
 Carya amara, 480
 Caryophylli fructus, 327
 Caryophyllus aromaticus, 301,
 327
 Cascara sagrada, 198
 Cascarilla, 213
 Cashew nut, 328
 Cassava starch, 407
 Cassia acutifolia, 227
 baccilaris, 337
 brasiliensis, 337
 elongata, 228
 Fistula, 336
 grandis, 337
 lignea, 209
 marilandica, 230
 moschata, 337
 obovata, 229
 Castanea vesca, 243
 Castor Fiber, 35
 oil, 483
 seed, 377
 Castoreum, 35
 Cataria, 290

- Catechu, 419
 pallidum, 420
 Cathartocarpus Fistula, 336
 Catnep, 290
 Caulophyllum thalictroides, 142
 Cayenne pepper, 334
 Ceanothus americanus, 100
 Celandine, 265
 Celery fruit, 349
 Centaury, 295
 Cephaelis acuminata, 93
 Ipecacuanha, 92
 Cera, 490
 alba, 490
 flava, 490
 Cerasus Laurocerasus, 247
 serotina, 188
 Ceratonia Siliqua, 338
 Cereus grandiflorus, 272
 Cervispina catharticus, 323
 Cetaceum, 489
 Cetraria islandica, 262
 Cevadilla, 382
 Ceylon cardamom, 343
 cinnamon, 207
 Chamælorium luteum, 122
 Chamomile, 308
 Chaulmoogra odorata, 487
 Chaulmogra oil, 487
 Chavica officinarum, 319
 Roxburghii, 319
 Chekan, Cheken, 222
 Chelidonium majus, 265
 Chelone glabra, 283
 Chenopodium ambrosioides, var.
 anthelminticum, 339, 473
 Cherry laurel, 247
 Chestnut leaves, 243
 Chewstick, 165
 Chian turpentine, 460
 Chicle gum, 422
 Chicory, 61
 Chimaphila maculata, 246
 umbellata, 246
 China root, 118
 Chinese aconite, 156
 blistering flies, 27
 cinnamon, 209
 ginger, 110
 isinglass, 32
 menthol, 464
 musk, 34
 Chinese—
 nutgalls, 389
 rhubarb, 87
 turmeric, 113
 Chiretta, 295
 Chittam bark, 198
 Chondodendron tomentosum, 96
 Chondrin, 33
 Chondrus crispus, 259
 mamillatus, 259
 Chrysophyllum glycyphloeum,
 421
 Cibotium Barometz, 398
 Djambianum, 398
 Cichorium Intybus, 61
 Cimicifuga racemosa, 144
 Cinchona, 174
 Calisaya, 178
 flava, 178
 lanceifolia, 182
 officinalis, 181
 pallida, 181
 pitayensis, 182
 pubescens, 182
 rubra, 181
 serobiculata, 180
 spec., 177, 183
 succirubra, 181
 Cinnamodendron corticosum, 211
 Cinnamomum Camphora, 466
 Cassia, 209, 473
 zeylanicum, 207, 473
 Cinnamon, 207
 cassia, 209
 Cinquefoil, 269
 Citrullus Colocynthis, 335
 vulgaris, 364
 Citrus Aurantium, 223, 303,
 354, 470
 Bergamia, 470
 Limonum, 334, 356, 470
 vulgaris, 223, 303, 332, 354,
 470
 Civet, 38
 Civetta, 38
 Claviceps purpurea, 392
 Cleavers, 294
 Cloves, 301
 Cnicus benedictus, 280
 Coca, 231
 Coccionella, 27
 Coccoloba uvifera, 421

- Cocculus indicus*, 327
Coccus cacti, 27
 Lacca, 448
Cochinchina turmeric, 113
Cochineal, 27
Cochlearia Armoracia, 77
Cockroach, 28
Cocoanut oil, 487
Cocos nucifera, 487
Cod-liver oil, 481
Coffea arabica, 379
 liberica, 380
Coffee, 379
Colchici radix, 157
 semen, 384
Colchicum autumnale, 157, 384
 root, 157
 seed, 384
Cole seed, 370
Colicroot, 122, 126
Colla piscium, 32
Collinsonia canadensis, 142
Colocynth, 335
Colocynthis, 335
Colombo, 82
Colophonina mauritiana, 462
Colophonium, 445
Coltsfoot, 245
Colza seed, 370
Comfrey, 60
Common frankincense, 460
Comptonia asplenifolia, 250
Conchæ, 42
Condurango, 197
Conii folia, 254
 fructus, 346
Conium fruit, 346
 leaves, 254
 maculatum, 254, 346
Constantinople opium, 412
Convallaria majalis, 125
Convolvulus Mechoacanna, 154
 Scammonia, 441
Copaiba, 457
Copaifera Langsdorffii, 457
 officinalis, 457
Copaiva, 457
Copal, 446
Copalchi bark, 213
Coptis trifolia, 265
Coral, 41
Corallium rubrum, 41
Coriander, 346
Coriandrum sativum, 346, 472
Coriaria myrtifolia, 228
Corinthian raisins, 331
Corn starch, 404
Cornsilk, 397
Cornsmut, 391
Cornus circinata, 186
 florida, 186
 sericea, 186
Cortex radicis berberidis, 189
Corydalis canadensis, 157
 formosa, 157
Coto bark, 205
Cotton, 397
Cottonseed oil, 483
Cotula, 276
Couchgrass, 116
Coumarouna odorata, 365
Cowage, 398
Crabs' eyes, 42
 stones, 42
Cranesbill, 128
Cratæva Marmelos, 333
Cream, 39
Cremor lactis, 39
Crimean rhubarb, 85
Crocus sativus, 395
Croton Eluteria, 213
 Malambo, 213
 oil, 482
 Pseudochina, 213
 seed, 378
 Tiglium, 378, 482
Crowfoot, 264
Crown bark, 181
Cubeb, 324
Cubeba canina, 324
 crassipes, 324
 Lowong, 324
 officinalis, 324, 473
 Wallichii, 324
Cucumber seed, 364
Cucumis Citrullus, 364
 Colocynthis, 335
 Melo, 363
 sativus, 364
Cucurbita Citrullus, 364
 Pepo, 363
Culver's physic, 148
Cumin fruit, 351
Cuminum Cyminum, 351

Cunila Mariana, 286
Cuprea bark, 183
Curacao aloes, 417
Curara, 418
Curare, 418
Curcas purgans, 379
Curcuma longa, 112
 spec., 405
 starch, 405
 Zedoaria, 111
Currants, 331
Cusco bark, 182
Cutch, 419
Cuttlefish bone, 41
Cydonia vulgaris, 360
Cydonium, 360
Cynobata, 322
Cypripedium parviflorum, 124
 pubescens, 124

DÆMONOROPS *Draco*, 449
 Damiana, 242
Dammara australis, 446
 orientalis, 446
Dandelion, 59
Daphne Mezereum, 203
Datura Stramonium, 235, 380
 Tatula, 235
Daucus Carota, 354
Deadly nightshade, 232
Delphinium Consolida, 373
 Staphisagria, 373
Dicentra canadensis, 157
 eximia, 157
Dichopsis Gutta, 422
Digitalis purpurea, 237
Dill, 353
Dioscorea villosa, 126
Diospyros virginiana, 331
Dipterix odorata, 365
 oppositifolia, 365
Dipterocarpus alatus, 458
 turbinatus, 458
Dittany, 286
Dog's bane, 94
Dogwood, 186
Dolichos pruriens, 398
Dorema Ammoniacum, 436
Draconis resina, 449
Dracontium foetidum, 120
Dragon's blood, 449

Dragon root, 158
Drimys Winteri, 211
Drosera longifolia, 271
 rotundifolia, 271
Dryobalanops Camphora, 466
Duboisia myoporoides, 234
Dulcamara, 163
Dutch nutmegs, 376
 tonca, 365

EAST India ginger, 110
 gum, 431
 rhubarb, 87
East Indian opium, 412
 tamarinds, 357
Ecballium Elaterium, 443
Egg, 30
Egg-shell, 30
Egyptian opium, 412
 tamarinds, 357
Elæis guineensis, 486
Elastica, 423
Elaterium, 443
Elder, 312
Elecampane, 64
Elemi, 462
Elettaria Cardamomum, 342
 major, 343
Empleurum serrulatum, 249
English tonca, 365
Epicauta vittata, 26
Epigæa repens, 226
Epilobium angustifolium, 270
Epiphegus virginiana, 282
Ergot, 392
Ergota, 392
Erigeron annuum, 273
 canadense, 274, 472
 philadelphicum, 273
 strigosum, 273
Eriodictyon californicum, 249
Erythræa Centaurium, 295
Erythrophlœum guineense, 203
Erythroxylon Coca, 231
Esenbeckia febrifuga, 212
Eucalyptus amygdalina, 471
 globulus, 221, 471
Eucheuma spinosum, 32
Eugenia caryophyllata, 301, 327,
 471
 Chekan, 222

Eugenia Pimenta, 326, 471
Euonymus atropurpureus, 206
Eupatorium perfoliatum, 273
Euphorbia corollata, 68
 Ipecacuanha, 68
 resinifera, 440
Euphorbium, 440
European centaury, 295
 dragon root, 158
 elder, 312
 elm bark, 207
 opium, 412
 rhubarb, 88
 turpentine, 460
Euryangium Sumbul, 73
Evening primrose, 270
Exogonium Purga, 153
Expressed oil of nutmeg, 485
Extractum glycyrrhizæ, 418

F *FALSE* jalaps, 154
 nutmegs, 377
 pareira brava, 98
 sarsaparilla, 133
 Solomon's seal, 126
 sumbul of India, 74
 Winter's bark, 211
Fat manna, 427
Fel bovinum, 40
 tauri, 40
Fennel, 350
Fenugreek, 368
Fermentum, 403
Ferula galbaniflua, 435
 Narthex, 433
 rubricaulis, 435
 Scorodosma, 433
 Sumbul, 73
 tingitana, 437
Feverfew, 277
Fever root, 146
Ficus Carica, 320
 indica, 447
Fig, 320
Figwort, 283
Filix mas, 96
Fishberries, 327
Five-leaved water-hemlock, 351
Flake tragacanth, 432
Flaxseed, 375
 oil, 479

Fleabane, 273
Flesh-colored asclepias, 140
Florentine orris, 115
Fœniculum vulgare, 350, 471
Fœnum græcum, 368
Foxglove, 237
Frangula, 197
Frankincense, 437
Frasera Walteri, 59
Fraxinus alba, 195
 americana, 195
 Ornus, 426
French berries, 323
Frostwort, 266
Fucus nodosus, 262
 vesiculosus, 261
Fungus chirurgorum, 391
 laricis, 390
Fusiform jalap, 154

G *GADUS Merluccius*, 32
 Morrhua, 481
Galanga, 111
Galangal, 111
Galbanum, 435
Galipea Cusparia, 212
 officinalis, 212
Galium Aparine, 294
 trifolium, 294
Galla, 388
Gallus Bankiva, 30
Gambia kino, 421
Gambir, 420
Gamboge, 439
Garcinia Hanburii, 439
 Morella, 439
 pedicellata, 439
Garden thyme, 218
Garlic, 161
Gaultheria procumbens, 247, 472
Gelatin, 33
Gelatina, 33
Gelsemium sempervirens, 95
Gentian, 58
Gentiana Andrewsii, 59
 lutea, 58
 pannonica, 58
 puberula, 59
 punctata, 58
 purpurea, 58
 Saponaria, 59

- Geranium maculatum, 128
 German chamomile, 307
 fennel, 350
 leech, 29
 pellitory, 63
 Geum rivale, 139
 urbanum, 139
 Gillenia stipulacea, 145
 trifoliata, 145
 Ginger, 108
 Ginseng, 75
 Glechoma hederacea, 291
 Glucose, 426
 Glycyrrhiza glabra, 89, 418
 glandulifera, 90
 Gnaphalium margaritaceum, 280
 polycephalum, 279
 Goa powder, 400
 Golden rod, 274
 seal, 140
 Gold thread, 265
 Gonolobus Condurango, 197
 Gossypii radices cortex, 204
 Gossypium herbaceum, 204, 397, 483
 Gouania domingensis, 165
 Grain of paradise, 385
 Granati fructus cortex, 356
 radices cortex, 194
 Granum paradisi, 385
 Grape sugar, 426
 Gravel plant, 226
 Gray ipecac, 93
 Green ginger, 110
 hellebore, 143
 Greenheart bark, 185
 Grindelia robusta, 274
 Ground-ivy, 291
 Guaiaci lignum, 166
 resina, 448
 Guaiacum officinale, 166, 448
 wood, 166
 Guarana, 409
 Guibourtia, 446
 Gum arabic, 430
 Gunja, 296
 Gurjun balsam, 458
 Gutta percha, 422
 Gutti, 439
 Gynocardia odorata, 487
 Gypsophila Struthium, 57

HÆMATOXYLON campe-
 chianum, 168
 Hagenia abyssinica, 304
 Hake, 32
 Hamamelis virginica, 240
 Hardhack, 268
 Heart's ease, 271
 Hedeoma pulegioides, 288, 473
 Helenium autumnale, 276
 Helianthemum canadense, 266
 corymbosum, 266
 Helleborus niger, 143
 viridis, 143
 Helonias dioica, 122
 officinalis, 382
 Hemidesmus indicus, 90
 Hemlock, 254
 fruit, 346
 pitch, 461
 Hempseed oil, 481
 Henbane, 236
 Hepatica triloba, 251
 Heuchera americana, 82
 Hips, 322
 Hirudo, 29
 Holly, 246
 Honduras sarsaparilla, 53
 Honey, 429
 Hops, 320
 Hordei fructus, 344
 Hordeum distichum, 344, 407
 Horehound, 291
 Horse aloes, 417
 Horsemint, 289
 Horseradish, 77
 Huamalies bark, 183
 Huanuco bark, 183
 Humulus Lupulus, 320, 401
 Hungarian leech, 29
 Hydrangea arborescens, 91
 Hydrastis canadensis, 140
 Hymenæa, 446
 Hyoscyami folia, 236
 semen, 381
 Hyoscyamus leaves, 236
 niger, 236, 381
 seed, 381
 Hypericum perforatum, 266
 Hyraceum, 37
 Hyrax capensis, 37
 Hyssop, 286
 Hyssopus officinalis, 286

ICELAND moss, 262
I Ichthyocolla, 32
 Icica Icicariba, 462
 Ignatia, 372
 Ignatiana philippinica, 372
 Ilex opaca, 246
 paraguayensis, 249
 verticillata, 188
 Illicium anisatum, 340, 470
 religiosum, 341
 Imperatoria Ostruthium, 74
 Indian aconite, 156
 hemp, 296
 licorice, 91
 sarsaparilla, 90
 turnip, 158
 India rubber, 423
 senna, 228
 Inula Helenium, 64
 Ionidium Ipecacuanha, 94
 Ipecacuanha, 92
 spurge, 68
 Ipomœa orizabensis, 154
 pandurata, 76
 simulans, 154
 Iris florentina, 115
 germanica, 115
 pallida, 115
 verna, 123
 versicolor, 123
 virginica, 123
 Irish moss, 259
 Isinglass, 32
 Isonandra Gutta, 422
 Italian licorice root, 89

JABORANDI, 219
 Jaen bark, 183
 Jalap, 153
 stalks, 154
 Jalapa, 153
 Jamaica dogwood, 199
 ginger, 110
 sarsaparilla, 52
 Japanese aconite, 156
 isinglass, 32
 menthol, 467
 nutgalls, 389
 Jateorrhiza Calumba, 82
 Jatropha Curcas, 379
 dulcis, 406

Jatropha Manihot, 406
 Java turmeric, 113
 Jequiriti, 368
 Juglans cinerea, 200, 480
 regia, 480
 Juniper, 318
 tar, 463
 Juniperus communis, 318, 474
 Oxycedrus, 463
 Sabina, 298, 474
 virginiana, 297

KALMIA latifolia, 226
 Kamala, 399
 Kauri resin, 446
 Kino, 420
 Klipdas, 37
 Koosso, 304
 Kordofan gum, 430
 Krameria argentea, 101
 secundiflora, 101
 tomentosa, 100
 triandra, 100

LABRADOR tea, 224
 Lac, 447
 ebutyrtum, 39
 vaccinum, 39
 Lacca, 447
 Lactuca canadensis, 415
 sativa, 415
 Scariola, 415
 virosa, 415
 Lactucarium, 415
 Laminaria Claustoni, 394
 digitata, 394
 Lapides cancerorum, 42
 Lapilli cancerorum, 42
 Lappa officinalis, 65, 345
 Lappæ fructus, 345
 Lard, 488
 oil, 479
 Large flake manna, 427
 flowering spurge, 68
 raisins, 331
 Larix europæa, 427, 459
 Larkspur seed, 373
 Laserpitium latifolium, 71
 Laurel, 221

- Laurel oil, 484
 Laurocerasus, 247
 Laurus Camphora, 466
 nobilis, 221, 484
 Lavandula vera, 313, 472
 Lavender, 313
 Ledum latifolium, 224
 palustre, 224
 Leech, 29
 Lemon, 334
 peel, 356
 Leonurus Cardiac, 293
 Leontice thalictroides, 142
 Leontodon Taraxacum, 60
 Leptandra virginica, 148
 Levant soapwort, 57
 wormseed, 302
 Levisticum officinale, 71
 Liberian coffee, 380
 Licorice, 418
 root, 89
 Life-everlasting, 279
 Ligusticum Levisticum, 71
 Lily of the valley, 125
 Lima bark, 183
 Limed nutmegs, 376
 Limon, 334
 Limonis cortex, 356
 Linden flowers, 304
 Linseed oil, 479
 Linum usitatissimum, 375, 479
 Liquid asafetida, 434
 Liquidambar orientalis, 456
 Styraciflua, 455
 Liquorice, 418
 root, 89
 Liriodendron tulipifera, 186
 Lisbon sarsaparilla, 53
 Liverwort, 251
 Lobelia inflata, 281
 Logwood, 168
 Long pepper, 319
 Lovage, 71
 Loxa bark, 181
 Loxopterygium Lorentzii, 201
 Lupulin, 401
 Lupulinum, 401
 Lycopodium clavatum, 402
 Lycopodium europæus, 285
 virginicus, 285
 Lyperia crocata, 396
 Lytta vesicatoria, 25
- M**ACE, 395
 Macis, 395
 Madder, 81
 Madras Cardamom, 343
 turmeric, 113
 Magnolia glauca, 187
 acuminata, 187
 tripetala, 187
 Maiden hair, 263
 Majorana, 287
 Malabar kino, 421
 Cardamom, 343
 Malambo bark, 213
 Male fern, 107
 Mallotus philippinensis, 399
 Manihot Aipi, 406
 utilissima, 406
 Manila elemi, 462
 Manna, 426
 in sorts, 427
 Manroot, 76
 Manzanita, 226
 Maracaibo copaiba, 457
 Maranhão copaiva, 457
 Maranta arundinacea 405
 starch, 404
 Marigold, 280, 311
 Marrubium vulgare, 291
 Marshmallow, 80
 Marsh rosemary, 99
 tea, 224
 Maruta Cotula, 276, 308
 Masterwort, 74
 Mastic, 444
 Mastiche, 444
 Maté, 242
 Matico, 238
 Matricaria Chamomilla, 307
 Parthenium, 277
 Mauritius elemi, 462
 Maw seed, 382
 May apple, 131
 weed, 276
 Maydis stigmata, 397
 Mecca senna, 230
 Mechoacanna root, 154
 Meconium, 411
 Mel, 429
 Melaleuca Cajuputi, 468
 Leucacendron, 468
 minor, 468
 Melia Azedarach, 201

- Melilotus albus, 267
 altissimus, 267
 officinalis, 267
 Melissa officinalis, 288
 Melo, 363
 Melon seed, 363
 Menispermum canadense, 149
 Mentha canadensis, 467
 piperita, 284, 467, 473
 viridis, 284, 472
 Menthol, 467
 Menyanthes trifoliata, 252
 Metroxylon Rumphii, 406
 Sagus, 406
 Mexican elemi, 463
 sarsaparilla, 52
 vanilla, 344
 Mezereon, 203
 Mezereum, 203
 Mezquite gum, 431
 Milfoil, 277
 Milk, 39
 sugar, 39, 428
 weed, 132
 Mitchellia repens, 294
 Moka aloes, 417
 Molasses, 428
 Momordica Elaterium, 443
 Monarda punctata, 289, 467
 Monesia, 421
 Morus rubra, 319
 Moschus moschiferus, 33
 Mother-clove, 327
 Motherwort, 293
 Mountain balm, 249
 laurel, 226
 Mucuna cylindrospermum, 367
 pruriens, 398
 urens, 399
 Mugwort, 279
 Mulberry, 319
 Mullein, 313
 Musk, 33
 Mylabris cichorii, 27
 phalerata, 27
 Myrcia acris, 223, 471
 Myrica cerifera, 203
 Myristica aromatica, 376
 fatua, 377
 fragrans, 376, 395, 473, 485
 moschata, 376
 officinalis, 376
 Myrobalan, 329
 Myrobalanus, 329
 Myrospermum Pereiræ, 453
 Toluifera, 454
 Myroxylon Pereiræ, 453
 Toluifera, 454
 Myrrha, 438

NARTHEX Asafoetida, 433
 Natal aloes, 417
 Nauclea Gambir, 420
 Neat's-foot oil, 479
 Nectandra, 185
 Rodiaei, 185
 Nepeta Cataria, 290
 Glechoma, 291
 Nerium Oleander, 224
 New Jersey tea, 100
 New Zealand dammar, 395
 Nicotiana Tabacum, 234
 Nigella damascena, 374
 sativa, 374
 Night-blooming cereus, 272
 Northern prickly ash, 202
 Nutgall, 388
 Nutmeg, 376
 butter, 485
 Nut oil, 480
 Nux vomica, 371
 Nymphæa odorata, 130

OATMEAL, 408
 Oculi cancerorum, 42
 Oculina virginea, 41
 Oenanthe Phellandrium, 351
 Oenothera biennis, 270
 Oil of amber, 469
 of bays, 484
 of Cade, 463
 of cajeput, 468
 of camphor, 468
 of nutmeg, expressed, 485
 of rose, 469
 of theobroma, 485
 Olea europæa, 478
 Oleander, 224
 Oleum Adipis, 479
 Amygdalæ amaræ, 471
 expressum, 477

Cedar. p. 474

Oleum—

Anethi, 472
 Anisi, 472
 stellati, 470
 Anthemidis, 472
 Aurantii amari, 471
 dulcis, 471
 florum, 472
 Bergamii, 471
 Bubulum, 479
 Cacao, 485
 Cajuputi, 468, 471
 Camphoræ, 468
 Cannabis, 481
 Carui, 471
 Caryophylli, 471
 Chenopodii, 473
 Cinnamomi, 473
 cassiae, 473
 Cocois, 487
 Copaibæ, 471
 Coriandri, 472
 Cubebæ, 473
 Erigerontis, 472
 Eucalypti, 471
 Fœniculi, 471
 Gaultheriæ, 472
 Gossypii, 483
 Gynocardia, 487
 Hedeomæ, 473
 Jecoris aselli, 481
 Juglandis, 480
 Juniperi, 474
 Lauri, 484
 Lavandulæ, 472
 Limonis, 470
 Lini, 479
 Menthæ piperitæ, 473
 viridis, 472
 Morrhuæ, 481
 Myrciæ, 471
 Myristicæ, 473
 expressum, 485
 Nucistæ, 485
 Olivæ, 478
 Palmæ, 486
 Papaveris, 480
 Picis liquidæ, 474
 Pimentæ, 471
 Ricini, 483
 Rosæ, 469
 Rosmarini, 473

Oleum—

Rutæ, 470
 Sabinæ, 474
 Santali, 474
 Sassafras, 473
 Sesami, 484
 Sinapis, 470
 Succini, 469
 Terebinthinæ, 474
 Theobromæ, 485
 Thymi, 473
 Tiglii, 482
 Valerianæ, 472
 Olibanum, 437
 Olive oil, 478
 Ophelia Chirata, 295
 Opium, 411
 Opopanax Chironium, 437
 Opuntia cochinillifera, 27
 Orange berries, 332
 flowers, 303
 leaves, 223
 peel, 354
 Orchis latifolia, 159
 maculata, 159
 mascula, 159
 Morio, 159
 Oregon Balsam of Fir, 459
 grape, 151
 Oriental cashew nut, 329
 Origanum Majorana, 287
 vulgare, 286
 Ornus europæa, 426
 Oryza sativa, 405
 Os Sepiæ, 41
 Osseter, 32
 Ostrea edulis, 41
 Otolithus regalis, 32
 Ovis Aries, 36, 489
 Ovum, 30
 Ox Gall, 39
 Oyster-shell, 41

PAKU-KIDANG, 398

Palas kino, 421
 Pale cinchona, 181
 rose, 306
 Palm oil, 486
 Panax quinquefolium, 75
 Pansy, 271
 Papaver Rhœas, 307

- Papaver somniferum*, 338, 382, 411, 480
Para copaiva, 457
 rhatany, 101
 sarsaparilla, 53
Paracoto bark, 205
Paraguay tea, 242
Pareira brava, 96
Parsley, 72
 fruit, 349
Parthenium, 277
Passulæ majores, 331
 minores, 331
Paullinia sorbilis, 410
Payta rhatany, 101
Peach leaves, 245
Pearl barley, 407
 sago, 406
Pellitory, 62
Penang nutmegs, 377
Penghawar-Djambi, 398
Pennyroyal, 288
Pepo, 363
Peppermint, 284
Pepsinum, 36
Periplaneta orientalis, 28
Persian berries, 323
 opium, 412
Persica vulgaris, 245
Persimmon, 331
Peruvian bark, 174
 rhatany, 101
Petroselinum sativum, 72, 349
Peucedanum graveolens, 353
Peumus Boldus, 219
Phasianus Gallus, 30
Phellandrium aquaticum, 351
Physeter macrocephalus, 489
Physostigma cylindrospermum, 367
 venenosum, 366
Phytolacca decandra, 78, 322
Phytolaccae baccæ, 322
 radix, 78
Picræna excelsa, 165, 196
Pilocarpus pennatifolius, 219
Pimenta, 326
Pimento, 326
Pimpernel, 72
Pimpinella Anisum, 472
 magna, 71
 Saxifraga, 72
Pinitis succinifer, 447
Pinkroot, 138
Pinus Abies, 461
 australis, 445, 459
 canadensis, 461
 Laricio, 460
 palustris, 459
 Pinaster, 460
 sylvestris, 460
 Tæda, 459
Pipe gamboge, 440
 isinglass, 32
Piper album, 326
 longum, 319
 nigrum, 325
 officinarum, 319
Pipmenthol, 467
Pipsissewa, 246
Piscidia Erythrina, 199
Pistacia cabulica, 444
 Khinjuk, 444
 Lentiscus, 444
 Terebinthus, 460
Pitaya bark, 182
Pix burgundica, 461
 canadensis, 461
 liquida, 463
Plantago lanceolata, 293
 major, 293
Plantain, 293
Pleurisy root, 66
Podophyllum peltatum, 131
Poison oak, 252
Pokeberry, 322
Pokeroot, 78
Polygala Boykinii, 56
 rubella, 267
 Senega, 55
Polygonatum biflorum, 126
 giganteum, 126
Polygonum Bistorta, 130
Polyporus fomentarius, officinalis, 390
Pomegranate rind, 356
Poppy, 338
 seed, 382
 oil, 480
Potato fly, 26
 starch, 404
Potentilla canadensis, 269
 Tormentilla, 129
Prayer beads, 368

Preserved ginger, 110
 Prickly ash, 202
 fructus, 340
 Prince's pine, 246
 Prinos verticillatus, 188
 Prune, 330
 Prunum, 330
 Prunus Amygdalus, 361
 domestica, 330
 Laurocerasus, 247
 serotina, 188
 virginiana, 188
 Psychotria emetica, 94
 Pterocarpus erinaceus, 421
 Marsupium, 420
 santalinus, 167
 Ptychotis Ajowan, 467
 Pulpa tamarindorum, 357
 Pulsatilla pratensis, 263
 Pulu, 398
 Pumpkin seed, 363
 Punica Granatum, 194, 356
 Purging cassia, 336
 nut, 379
 Purse isinglass, 32
 Pyrethrum, 62
 germanicum, 63
 Parthenium, 277

QUASSIA amara, 166, 196
 bark, 196
 excelsa, 165, 196
 Quassia cortex, 196
 Queen's delight, 75
 Quebracho blanco, 200
 colorado, 201
 Quercus alba, 191
 coccinea, 192
 falcata, 192
 infectoria, 388
 lobata, 389
 lusitanica, 388
 nigra, 192
 tinctoria, 192
 virens, 389
 Quickens, 116
 Quillaia Saponaria, 206
 Quince seed, 360
 Quinine flower, 295
 Quitchgrass, 116

RADIX bardanae, 65
 berberidis, 98
 caryophyllatae, 139
 enulae, 64
 gentianae albæ, 71
 rubrae, 58
 graminis, 116
 rubrae, 117
 inulae, 64
 Ivarancusæ, 54
 lapathi, 84
 lappæ, 65
 liquiritiæ, 89
 pyrethri germanici, 63
 romani, 62
 sarsaparillæ germanicæ, 117
 Raisins, 331
 Ranunculus acris, 264
 bulbosus, 264
 repens, 264
 Rape seed, 370
 Raspberry, 330
 Red acaroid resin, 451
 cedar, 297
 cinchona, 181
 ipecac, 93
 poppy, 307
 River snakeroot, 137
 root, 100
 rose, 306
 saunders, 167
 sedge, 117
 Resina, 445
 elastica, 423
 pini, 461
 Rhamnus catharticus, 323
 Frangula, 197
 infectorius, 323
 Purshiana, 198
 saxatilis, 323
 Rhapontic root, 85
 Rhaponticum, 85
 Rhatany, 100
 Rheum officinale, 85
 Rhaponticum, 85
 spec., 88
 Rhœas, 307
 Rhubarb, 85
 Rhus glabra, 324
 semialata, 389
 Toxicodendron, 252

- Rice starch, 404
 Richardsonia scabra, 94
 Ricinus communis, 377, 483
 Rio Janeiro copaiva, 457
 Negro sarsaparilla, 53
 Rock candy, 425
 Roman fennel, 351
 pellitory, 62
 Rosa canina, 322
 centifolia, 306
 damascena, 306, 469
 gallica, 306
 Rosemary, 218
 Rosin, 445
 Rosmarinus officinalis, 218, 473
 Rottlera tinctoria, 399
 Round cardamom, 343
 Rubia tinctorum, 81
 Rubus canadensis, 193
 Idæus, 330
 occidentalis, 331
 strigosus, 330
 trivialis, 193
 villosus, 193, 331
 Rue, 254
 Rumex crispus, 84
 Russian castor, 35
 isinglass, 32
 licorice root, 90
 musk, 34
 rhubarb, 87
 Ruta graveolens, 254, 470
- SABADILLA**, 382
 Sabbatia angularis, 295
 Elliottii, 295
 paniculata, 295
 Sabina, 298
 Sacchari fæx, 428
 Saccharomyces cerevisiæ, 403
 Saccharum amylaceum, 426
 crystallisatum, 425
 hordeatum, 425
 lactis, 428
 officinarum, 424
 uveum, 426
 Safflower, 312
 Saffron, 395
 Sage, 239
 Sago, 406
 starch, 406
- Sagus Rumphii, 406
 Saigon cinnamon, 209
 Salep, 159
 Salix alba, 190
 Salvia officinalis, 239
 Sambucus canadensis, 312
 nigra, 312
 Sandal wood, 168
 Sandaraca, 445
 Sanguinaria canadensis, 127
 Sanguis draconis, 449
 Sanguisuga medicinalis, 29
 officinalis, 29
 Santalum album, 168, 474
 rubrum, 167
 Yasi, 168
 Santonica, 302
 Saponaria levantica, 57
 officinalis, 57
 Sapota Muelleri, 422
 Sarothamnus scoparius, 268
 Sarsaparilla, 50
 Sassafras lignum (radix), 164
 medulla, 394
 officinalis, 164, 210, 394, 473
 pith, 394
 wood (root), 164
 Sassy bark, 203
 Savakin gum, 430
 Savanilla rhatany, 101
 Savine, 298
 Saxon fennel, 350
 Scabious, 273
 Scammonium, 441
 Scammony, 441
 Scilla maritima, 160
 Scio mastic, 444
 Scoparius, 268
 Scorodosma foetidum, 433
 Scrophularia nodosa, 283
 Scutellaria lateriflora, 292
 spec., 292
 Secale cornutum, 392
 Seed lac, 448
 Semecarpus Anacardium, 329
 Semen amomi, 326
 Senaar gum, 430
 Senega, 55
 Senegal gum, 431
 Seneka, 55
 Senna alexandrina, 27
 baladi, 229

- Senna indica*, 228
Sepia officinalis, 41
Serpentaria, 136
Serpyllum, 287
Serum lactis, 39
Sesamum indicum, 230, 484
Sevum bovinum, 489
 ovillum, 489
Sewruga, 32
Shellac, 448
Shikimi fruit, 341
Siam benzoin, 450
Siberian castor, 35
 musk, 34
Siliqua dulcis, 338
Silkweed, 132
Silybum marianum, 345
Simaruba excelsa, 165, 196
 medicinalis, 195
 officinalis, 195
Sinapis alba, 369
 nigra, 369
Singapore nutmegs, 377
Skim milk, 39
Skulicap, 292
Skunk cabbage, 120
Slippery elm, 207
Small flake manna, 427
 raisins, 331
Smilacina racemosa, 126
Smilax China, 118
 glauca, 118
 medica, 50
 officinalis, 50
 pseudochina, 118
 sypilitica, 50
Smyrna nutgalls, 388
 opium, 412
Sneezewort, 276
Soapbark, 206
Soapwort, 57
Socotrine aloes, 416
Solanum Dulcamara, 163
 tuberosum, 405
Solenostemma Argel, 228
Solidago odora, 274
Solomon's seal, 126
Sorian nutgalls, 388
Southern prickly ash, 202
Spanish flies, 25
 licorice root, 89
 oak, 192
Spearmint, 284
Spermaceti, 489
Spigelia marilandica, 138
Spiræa tomentosa, 268
Sponge, 31
Spongia officinalis, 31
 usta, 31
Spotted pipsissewa, 246
Squaw-vine, 294
Squill, 160
Squirrel corn, 157
Staphisagria, 373
Staranise, 340
Starch, 403
 sugar, 426
Starwort, 122
Statice caroliniana, 99
 Limonium, 99
Stavesacre, 373
Sterlet, 32
Stick lac, 448
Stillingia sylvatica, 75
Stizolobium pruriens, 398
St. John's bread, 338
 wort, 266
Stoneroot, 142
Storax, 456
Stramonii folia, 235
 semen, 380
Stramonium leaves, 235
 seed, 380
Strassburg turpentine, 459
Striated ipecacuanha, 94
Strychnos Castelnæana, 418
 Ignatii, 372
 Nux vomica, 371
 toxifera, 418
Styrax, 456
 Benzoin, 450
Suakin gum, 430
Succinum, 447
Succory, 61
Succus liquiritiæ, 418
 thebaicus, 411
Suet, 489
Sugar, 424
Sugar-house molasses, 429
Sultana raisins, 331
Sumach, 324
Sumatra benzoin, 450
 camphor, 466
Sumbul, 73

Sundew, 271
 Surgeon's agaric, 391
 Surinam quassia, 166, 196
 Sus scrofa, 36, 488
 Swamp milkweed, 140
 Swedish leech, 29
 Sweet clover, 267
 fern, 250
 flag, 114
 gum, 455
 marjoram, 287
 orange, 354
 Symphytum officinale, 60
 Symplocarpus foetidus, 120
 Syrian nutgalls, 388
 Syrupus fuscus, 428

TABACUM, 234

 Tagetes erecta, 311
 patula, 311
 Tamarind, 357
 Tamarindus indica, 357
 officinalis, 357
 Tampico jalap, 154
 Tanacetum vulgare, 278
 Tansy, 278
 Tapioca, 406
 Tar, 463
 Taraxacum Dens-leonis, 60
 officinale, 60
 Tea, 241
 Terebinthina argentoratensis,
 459
 canadensis, 458
 Chia, 460
 cocta, 461
 communis, 459
 veneta, 459
 vulgaris, 459
 Terminalia bellerica, 329
 Chebuba, 329
 citrina, 329
 Testa ostreae, 41
 ovi, 30
 Texan rhatany, 101
 Texas snakeroot, 137
 Thea chinensis, 241
 Thebaicum, 411
 Theobroma Cacao, 365, 485
 Theriaca, 428
 Thibet musk, 34

Thornapple seed, 380
 Thoroughwort, 273
 Thuja occidentalis, 298
 Thus americanum, 460
 Thymol, 467
 Thymus Serpyllum, 287
 vulgaris, 218, 467, 473
 Tiglium officinale, 378
 Tilia americana, 304
 platyphylla, 304
 ulmifolia, 304
 Tinnevelly senna, 229
 Tobacco, 234
 Toluifera Balsamum, 454
 Pereiræ, 453
 Tonca bean, 365
 Tonco, 365
 Tonquin musk, 34
 Tormentil, 129
 Tormentilla erecta, 129
 Torreya californica, 377
 Torula cerevisiæ, 403
 Toxicodendron, 252
 Trachylobium, 446
 Tragacantha, 431
 Trailing arbutus, 226
 Treacle, 428
 Trigonella Fœnum græcum,
 368
 Trillium erectum, 121
 Triosteum perfoliatum, 146
 Tripoli senna, 229
 Triticum repens, 116
 vulgare, 405
 Tulip-tree bark, 186
 Tuno gum, 422
 Turkey corn, 157
 opium, 412
 Turkish licorice root, 89
 Turmeric, 112
 Turnera microphylla, 242
 Turnip seed, 370
 Turpentine, 459
 Tussilago Farfara, 245

U LMUS campestris, 207
 effusa, 207
 fulva, 207
 Uncaria Gambir, 420
 Undulated ipecacuanha, 94
 Urginea Scilla, 160

Ustilago Maydis, 391

Uva passa, 331

ursi, 224

VALERIAN, 134

Valeriana officinalis, 134,
472

Vanilla guianensis, 000

planifolia, 343

Pompona, 344

Vanillon, 344

Venezuelan vanilla, 344

Venice turpentine, 459

Veratrum album, 119

Lobelianum, 119

Sabadilla, 382

viride, 119

Verbascum phlomoïdes, 313

thapsiforme, 313

Thapsus, 313

Vermiform tragacanth, 432

Vetiveria, 54

Vetivert, 54

Viburnum prunifolium, 191

Viola tricolor, 271

Virginia snakeroot, 137

Vitellus ovi, 30

Vitis vinifera, 331

Viverra Civetta, 38

Zibetha, 38

WAHOO, 206

Water avens, 139

Water-dropwort, 351

Water-lily, 130

Watermelon seed, 364

Wax, 490

Weakfish, 32

West India molasses, 429

Indian kino, 421

tamarinds, 357

Wheat starch, 404

Whey, 39

White agaric, 390

ash, 195

gentian, 71

ipecacuanha, 94

mustard, 369

oak bark, 191

of egg, 30

pepper, 326

White—

turpentine, 460

veratrum, 119

wax, 490

Wild chamomile, 276

cherry bark, 188

clove leaves, 223

ginger, 147

indigo, 99

jalap, 76

marjoram, 286

senna, 229

thyme, 287

yam, 126

Willow, 190

herb, 270

Winged Java cardamom, 343

Wintera, 211

Winter's bark, 211

Wintergreen, 247

Witch Hazel, 240

Wood oil, 458

Wormseed, 339

Wormwood, 278

XANTHORRHIZA apiifolia,
150

Xanthorrhœa australis, 451

hastilis, 451

Xanthorrhœæ resina, 451

Xanthoxyli fructus, 340

Xanthoxylum carolinianum,

202, 340

fraxineum, 202, 340

YARROW, 277

Yeast, 403

Yelk, yolk, 30

Yellow cinchona, 178

dock, 84

jasmine, 95

parilla, 149

root, 150

wax, 490

ZEA Mays, 397

Zedoaria, 111

Zedoary, 111

Zibethum, 38

Zingiber officinale, 108



CATALOGUE OF BOOKS

PUBLISHED BY

HENRY C. LEA'S SON & CO.

(LATE HENRY C. LEA.)

The books in the annexed list will be sent by mail, post-paid, to any Post Office in the United States, on receipt of the printed prices. No risks of the mail, however, are assumed, either on money or books. Gentlemen will, therefore, in most cases, find it more convenient to deal with the nearest bookseller.

In response to a large number of inquiries for a finer binding than is usually placed on medical books, we now finish many of our standard publications in half Russia, using in the manufacture none but the best materials. To foster the growing taste, the prices have been fixed at so small an advance over the cost of leather binding as to bring it within the reach of all to possess a library attractive to the eye as well as to the mind.

Detailed catalogues furnished or sent free by mail on application.

HENRY C. LEA'S SON & CO.,
Nos. 706 and 708 Sansom Street, Philadelphia.

PERIODICALS.

THE MEDICAL NEWS, A WEEKLY JOURNAL OF MEDICAL SCIENCE,

Published every Saturday, containing 28-32 large double-columned quarto pages of reading matter in each number.

FIVE DOLLARS (\$5) per annum, in advance.

THE AMERICAN JOURNAL OF THE MEDICAL SCIENCES,

EDITED BY I. MINIS HAYS, A.M., M.D.,

Is published quarterly, on the 1st of January, April, July and October. Each number contains over 300 octavo pages, fully illustrated.

FIVE DOLLARS (\$5) per annum, in advance.

COMMUTATION RATES.

THE MEDICAL NEWS	} Nine dollars per annum, in advance.
THE AMERICAN JOURNAL OF MEDICAL SCIENCES	

A LLEN (HARRISON). A SYSTEM OF HUMAN ANATOMY. WITH AN INTRODUCTORY SECTION ON HISTOLOGY, by E. O. Shakespeare, M.D. Comprising 825 double-columned quarto pages, with 380 engravings on stone on 109 plates, and 241 woodcuts in the text. In six sections, each in a portfolio. Section I. (Histology), Section II. (Bones and Joints), Section III. (Muscles and Fasciæ), Section IV. (Arteries, Veins and Lymphatics), Section V. (Nervous System), Section VI. (Organs of Sense, of Digestion and Genito-Urinary Organs, Embryology, Development, Teratology, Post-Mortem Examinations, Indexes). Price per section, \$3 50. Also, bound in one volume, cloth, \$23; half Russia, raised bands and open back, \$25. *Sold by subscription only. Just ready.*

- A** **AMERICAN SYSTEM OF GYNÆCOLOGY.** In treatises by various authors. In two large octavo volumes. *In active preparation.*
- A** **AMERICAN SYSTEM OF PRACTICAL MEDICINE.** In treatises by various authors. Edited by William Pepper, M.D., LL.D. In five imperial octavo volumes of about 1000 pages each. Vol. I, *in press.* *To be sold by subscription only.*
- A** **ASHHURST (JOHN, Jr.) THE PRINCIPLES AND PRACTICE OF SURGERY. FOR THE USE OF STUDENTS AND PRACTITIONERS.** Third and revised edition. In one large and handsome octavo volume of 1060 pages, with 555 woodcuts. Cloth, \$6; leather, \$7; very handsome half Russia, raised bands, \$7 50.
- A** **ASHWELL (SAMUEL). A PRACTICAL TREATISE ON THE DISEASES OF WOMEN.** Third edition. 520 pages. Cloth, \$3 50.
- A** **ATTFIELD (JOHN). CHEMISTRY; GENERAL, MEDICAL AND PHARMACEUTICAL.** Tenth edition, specially revised by the Author for America. In one handsome 12mo. volume of 728 pages, with 87 illus. Cloth, \$2 50; leather, \$3 00.
- B** **BARLOW (GEORGE H.) A MANUAL OF THE PRACTICE OF MEDICINE.** In one 8vo. volume of 603 pages. Cloth, \$2 50.
- B** **BARNES (FANCOURT). A MANUAL OF MIDWIFERY FOR MIDWIVES.** In one 12mo. vol. of 197 pp., with 50 illus. Cloth, \$1 25.
- B** **BARNES (ROBERT). A PRACTICAL TREATISE ON THE DISEASES OF WOMEN.** Third American from 3d English edition. In one 8vo. vol. of about 800 pages, with about 200 illus. *Preparing.*
- B** **BARNES (ROBERT and FANCOURT). A SYSTEM OF OBSTETRIC MEDICINE AND SURGERY, THEORETICAL AND CLINICAL.** The Section on Embryology by Prof. Milnes Marshall. In two large octavo volumes, profusely illustrated. *In press.*
- B** **BARTHOLOW (ROBERTS). MEDICAL ELECTRICITY. A PRACTICAL TREATISE ON THE APPLICATIONS OF ELECTRICITY TO MEDICINE AND SURGERY.** Second edition. In one 8vo. volume of 292 pages, with 109 illustrations. Cloth, \$2 50.
- B** **BASHAM (W. R.) RENAL DISEASES; A CLINICAL GUIDE TO THEIR DIAGNOSIS AND TREATMENT.** In one 12mo. volume of 304 pages, with illustrations. Cloth, \$2 00.
- B** **BELL (F. JEFFREY). COMPARATIVE PHYSIOLOGY AND ANATOMY.** *In press.* See *Students' Series of Manuals*, p. 11.
- B** **BELLAMY (EDWARD). A MANUAL OF SURGICAL ANATOMY.** In one 12mo. vol. of 300 pages, with 50 illustrations. Cloth, \$2 25.
- **OPERATIVE SURGERY.** *In press.* See *Students' Series of Manuals*, p. 14.
- B** **BROADBENT, (W. H.) THE PULSE.** *Preparing.* See *Series of Clinical Manuals*, p. 13.
- B** **BLOXAM (C. L). CHEMISTRY, INORGANIC AND ORGANIC.** With Experiments. New American from the fifth London edition. In one handsome octavo volume of 727 pages, with 292 illustrations. Cloth, \$3 75; leather, \$4 75. *Just ready.*

BRISTOWE (JOHN SYER). A TREATISE OF THE PRACTICE OF MEDICINE. Second American edition, revised by the Author. Edited with additions by James H. Hutchinson, M.D. In one handsome 8vo. volume of 1085 pages. Cloth, \$5 00; leather, \$6 00; very handsome half Russia, raised bands, \$6 50.

BROWNE (EDGAR A.) HOW TO USE THE OPHTHALMOSCOPE. Elementary instruction in Ophthalmoscopy for the Use of Students. In one small 12mo. volume of 116 pages, with 35 illust. Cloth, \$1.

BROWNE (LENNOX). THE THROAT AND ITS DISEASES. New edition. In one handsome imperial 8vo. volume, with 12 colored plates, 120 typical illust. in color and 50 woodcuts. *Preparing.*

BRUCE (J. MITCHELL). MATERIA MEDICA AND THERAPEUTICS. In one 12mo. volume of 555 pages. Cloth, \$1 50. *Just ready.* See *Students' Series of Manuals*, p. 14.

BRUNTON (T. LAUDER). A MANUAL OF MATERIA MEDICA AND THERAPEUTICS; including the Pharmacy, the Physiological Action and the Therapeutical Uses of Drugs. In one 8vo. vol.

BRYANT (THOMAS). THE PRACTICE OF SURGERY. Fourth American from the fourth English edition. In one imperial octavo volume of over 1000 pages, with 750 illustrations. *In press.*

BRYANT (THOMAS). DISEASES OF THE BREAST. *Preparing.* See *Series of Clinical Manuals*, p. 13.

BUMSTEAD (F. J.) and TAYLOR (R. W.) THE PATHOLOGY AND TREATMENT OF VENEREAL DISEASES. Fifth edition, revised and rewritten, with many additions, by R. W. Taylor, M.D. In one handsome 8vo. vol. of 898 pages, with 139 illustrations, and two chromo-lithographic plates containing 13 figures. Cloth, \$4 75; leather, \$5 75; very handsome, half Russia, \$6 25. *Just ready.*

—**AND CULLERIER'S ATLAS OF VENEREAL.** See "CULLERIER."

BURNETT (CHARLES H.) THE EAR: ITS ANATOMY, PHYSIOLOGY AND DISEASES. A Practical Treatise for the Use of Students and Practitioners. New edition. In one handsome 8vo. volume of 580 pages, with 107 illustrations. Cloth, \$4; leather, \$5. *Just ready.*

BUTLIN, (HENRY T.) DISEASES OF THE TONGUE. See *Series of Clinical Manuals*, p. 13.

CARPENTER (WM. B.) PRINCIPLES OF HUMAN PHYSIOLOGY. A new American, from the eighth English edition. In one large 8vo. volume of 1083 pages, with 373 illustrations. Cloth, \$5 50; leather, raised bands, \$6 50; half Russia, raised bands, \$7.

— PRIZE ESSAY ON THE USE OF ALCOHOLIC LIQUORS IN HEALTH AND DISEASE. New Edition, with a Preface by D. F. Condie, M.D. One 12mo. volume of 178 pages. Cloth, 60 cents.

CHARLES (T. CRANSTOUN). THE ELEMENTS OF PHYSIOLOGICAL AND PATHOLOGICAL CHEMISTRY. In one handsome octavo volume of about 550 pages, with 38 woodcuts and one plate. *In press*

- CENTURY OF AMERICAN MEDICINE**.—A HISTORY OF MEDICINE IN AMERICA, 1776-1876. In one 12mo. vol. of 366 pages. Cloth, \$2 25.
- CHAMBERS (T. K.)** A MANUAL OF DIET IN HEALTH AND DISEASE. In one handsome 8vo. vol. of 302 pages. Cloth, \$2 75.
- CHURCHILL (FLEETWOOD).** ESSAYS ON THE PUERPERAL FEVER. In one octavo volume of 464 pages. Cloth, \$2 50.
- CLARKE (W. B.) AND LOCKWOOD (C. B.)** THE DISSECTOR'S MANUAL. In one 12mo. volume of 396 pages, with 49 illustrations. Cloth, \$1 50. *Just ready.* See *Students' Series of Manuals*, p. 14.
- CLASSEN'S QUANTITATIVE ANALYSIS.** Translated by Edgar F. Smith, Ph.D. In one 12mo. vol. of 324 pp., with 36 illus. Cloth, \$2 00.
- CLELAND (JOHN).** A DIRECTORY FOR THE DISSECTION OF THE HUMAN BODY. In one 12mo. vol. of 178 pp. Cloth, \$1 25.
- CLOUSTON (THOMAS S.)** CLINICAL LECTURES ON MENTAL DISEASES. With an Abstract of Laws of U. S. on Custody of the Insane, by C. F. Folsom, M.D. In one handsome octavo vol. of 541 pages, illustrated with woodcuts and 8 lithographic plates. Cloth, \$4 00. *Just ready.* Dr. Folsom's *Abstract* is also bound separately.
- CLOWES (FRANK).** AN ELEMENTARY TREATISE ON PRACTICAL CHEMISTRY AND QUALITATIVE INORGANIC ANALYSIS. From the Third Eng. Ed. In one 12mo. vol. Cloth, \$2 50.
- COATS (JOSEPH).** A TREATISE ON PATHOLOGY. In one vol. of 829 pp., with 339 engravings. Cl., \$5 50; leather, \$6 50. *Just ready.*
- COHEN (J. SOLIS).** DISEASES OF THE THROAT AND NASAL PASSAGES. Third edition, thoroughly revised. In one handsome octavo volume. *Preparing.*
- COLEMAN (ALFRED).** A MANUAL OF DENTAL SURGERY AND PATHOLOGY. With Notes and Additions to adapt it to American Practice. By Thos. C. Stellwagen, M.A., M.D., D.D.S. In one handsome 8vo. vol. of 412 pp., with 331 illus. Cloth, \$3 25.
- CONDIE (D. FRANCIS).** A PRACTICAL TREATISE ON THE DISEASES OF CHILDREN. Sixth edition, revised and enlarged. In one large 8vo. vol. of 719 pages. Cloth, \$5 25; leather, \$6 25.
- COOPER (B. B.)** LECTURES ON THE PRINCIPLES AND PRACTICE OF SURGERY. In one large 8vo. vol. of 767 pages. Cloth, \$2 00.
- CORNIL (V.)** SYPHILIS: ITS MORBID ANATOMY, DIAGNOSIS AND TREATMENT. Translated, with notes and additions, by J. Henry C. Simes, M.D., and J. William White, M.D. In one 8vo. volume of 461 pages, with 84 illustrations. Cloth, \$3 75.
- CORNIL (V.), AND RANVIER (L.)** MANUAL OF PATHOLOGICAL HISTOLOGY. Translated, with Notes and Additions, by E. O. Shakespeare, M.D., and J. Henry C. Simes, M.D. In one octavo volume of 800 pages, with 360 illustrations. Cloth, \$5 50; leather, \$6 50; very handsome half Russia, raised bands, \$7.

CULLERIER (A.) AN ATLAS OF VENEREAL DISEASES. Translated and edited by FREEMAN J. BUMSTEAD, M.D., LL.D. A large quarto volume of 328 pages, with 26 plates containing about 150 figures, beautifully colored, many of them life-size. Cloth, \$17.

CURNOW (JOHN). MEDICAL APPLIED ANATOMY. *In press.*
See *Student's Series of Manuals*, p. 14.

DALTON (JOHN C.) DOCTRINES OF THE CIRCULATION OF THE BLOOD. In one handsome 12mo. volume of 150 pages. *In press.*

— A TREATISE ON HUMAN PHYSIOLOGY. Seventh edition, thoroughly revised, and greatly improved. In one very handsome 8vo. vol. of 722 pages, with 252 illustrations. Cloth, \$5; leather, \$6; very handsome half Russia, \$6 50.

— THE TOPOGRAPHICAL ANATOMY OF THE BRAIN. In one quarto volume of 200 pages, with 94 photographic plates and many woodcuts. *In press.*

DANA (JAMES D.) THE STRUCTURE AND CLASSIFICATION OF ZOOPHYTES. With illust. on wood. In one imp. 4to. vol. Cl., \$4.

DAVIS (F. H.) LECTURES ON CLINICAL MEDICINE. Second edition. In one 12mo. volume of 287 pages. Cloth, \$1 75.

DE LA BECHE'S GEOLOGICAL OBSERVER. In one large 8vo. vol. of 700 pages, with 300 illustrations. Cloth, \$4.

DRAPER (JOHN C.) MEDICAL PHYSICS. A Text-book for Students and Practitioners of Medicine. In one handsome octavo volume of 600 pages, with 250 illustrations. *Preparing.*

DRUITT (ROBERT). THE PRINCIPLES AND PRACTICE OF MODERN SURGERY. From the 8th London edition. In one octavo volume of 687 pages, with 432 illus. Cloth, \$4; leather, \$5.

DUJARDIN-BEAUMETZ. DICTIONARY OF THERAPEUTICS, MATERIA MEDICA, PHARMACY, TOXICOLOGY AND MINERAL WATERS. Translated with notes and additions. *Preparing.*

DUNCAN (J. MATTHEWS). CLINICAL LECTURES ON THE DISEASES OF WOMEN. Delivered in St. Bartholomew's Hospital. In one octavo volume of 175 pages. Cloth, \$1 50.

DUNGLISON (ROBLEY). MEDICAL LEXICON; A Dictionary of Medical Science. Containing a concise explanation of the various subjects and terms of Anatomy, Physiology, Pathology, Hygiene, Therapeutics, Pharmacology, Pharmacy, Surgery, Obstetrics, Medical Jurisprudence and Dentistry; notices of Climate and of Mineral Waters; Formulæ for Officinal, Empirical and Dietetic Preparations; with the accentuation and Etymology of the Terms, and the French and other Synonymes. New edition. In one very large royal 8vo. vol. of 1139 pages. Cloth, \$6 50; leather, \$7 50; half Russia, \$8.

EDIS (ARTHUR W.) DISEASES OF WOMEN. A Manual for Students and Practitioners. In one handsome 8vo. vol. of 576 pp., with 148 illustrations. Cloth, \$3; leather, \$4.

ELLIS (GEORGE VINER). DEMONSTRATIONS IN ANATOMY. Being a Guide to the Knowledge of the Human Body by Dissection. From the eighth and revised English edition. In one very handsome octavo volume of 716 pages, illustrated by 249 engravings on wood. Cloth, \$4 25; leather, \$5 25.

EMMET (THOMAS ADDIS). THE PRINCIPLES AND PRACTICE OF GYNÆCOLOGY, for the use of Students and Practitioners. New edition, enlarged and revised. In one large 8vo. volume of about 900 pages, with about 150 original illustrations. *In press.*

ERICHSEN (JOHN E.) THE SCIENCE AND ART OF SURGERY. A new American, from the eighth enlarged and revised London edition. In two large octavo volumes of about 2000 pages, with about 900 illustrations. *In press.*

ESMARCH (FRIEDRICH). EARLY AID IN INJURIES AND ACCIDENTS. In one small 12mo. volume of 109 pages, with 24 illustrations. Cloth, 75 cents.

FARQUHARSON (ROBERT). A GUIDE TO THERAPEUTICS. Third American edition, specially revised by the Author. Edited, with additions, embracing the U. S. Pharmacopœia, by Frank Woodbury, M.D. In one 12mo. volume of 524 pages. Cloth, \$2 25.

FENWICK (SAMUEL). THE STUDENTS' GUIDE TO MEDICAL DIAGNOSIS. From the third revised and enlarged London edition. In one royal 12mo. volume of 328 pages. Cloth, \$2 25.

FINLAYSON (JAMES). CLINICAL DIAGNOSIS. A Handbook for Students and Practitioners of Medicine. In one handsome 8vo. vol. of 546 pages, with 85 woodcuts. Cloth, \$2 63.

FLINT (AUSTIN). A TREATISE ON THE PRINCIPLES AND PRACTICE OF MEDICINE. Fifth edition, revised and largely rewritten. With an Appendix on the Researches of Koch and their Bearing on the Etiology, Pathology, Diagnosis and Treatment of Pulmonary Phthisis. In one large 8vo. vol. of 1160 pages. Cloth, \$5 50; leather, \$6 50; very handsome half Russia, \$7. *Just ready.*

— A MANUAL OF AUSCULTATION AND PERCUSSION; of the Physical Diagnosis of Diseases of the Lungs and Heart, and of Thoracic Aneurism. Third edition, revised and enlarged. In one handsome 12mo. volume of 240 pages. Cloth, \$1 63.

— A PRACTICAL TREATISE ON THE DIAGNOSIS AND TREATMENT OF DISEASES OF THE HEART. Second edition, enlarged. In one octavo volume of 550 pages. Cloth, \$4 00.

— A PRACTICAL TREATISE ON THE PHYSICAL EXPLORATION OF THE CHEST, AND THE DIAGNOSIS OF DISEASES AFFECTING THE RESPIRATORY ORGANS. Second and revised edition. In one octavo volume of 591 pages. Cloth, \$4 50.

— CLINICAL MEDICINE. A SYSTEMATIC TREATISE ON THE DIAGNOSIS AND TREATMENT OF DISEASE. Designed for Students and Practitioners of Medicine. In one handsome octavo volume of 799 pages. Cloth, \$4 50; leather, \$5 50; very handsome half Russia, raised bands, \$6 00.

- FLINT (AUSTIN).** MEDICAL ESSAYS. In one 12mo. vol., pp. 210. Cloth, \$1 38.
- **ON PHTHISIS: ITS MORBID ANATOMY, ETIOLOGY, ETC.,** a series of Clinical Lectures. In one 8vo. volume of 442 pages. Cloth, \$3 50.
- **THE PHYSICAL EXPLORATION OF THE LUNGS, BY MEANS OF AUSCULTATION AND PERCUSSION.** In one small 12mo. volume of 83 pages. Cloth, \$1.
- FOLSOM (C. F.)** An Abstract of Statutes of U. S. on Custody of the Insane. In one 8vo. vol. of 108 pp. Cloth, \$1 50. *Just ready.* Also bound with *Clouston on Insanity.*
- FOSTER (MICHAEL).** A TEXT-BOOK OF PHYSIOLOGY. New edition. In one large 12mo. vol. of over 1000 pages, with about 275 illustrations. *Preparing.*
- A TEXT-BOOK OF PHYSIOLOGY. English Student's edition. In one 12mo. volume of 804 pages, with 72 illustrations. Cloth, \$3.
- FOTHERGILL'S PRACTITIONER'S HANDBOOK OF TREATMENT.** Second edition, revised and enlarged. In one handsome octavo vol. of about 650 pp. Cloth, \$4 00; very handsome half Rus., \$5 50.
- FOWNES (GEORGE).** A MANUAL OF ELEMENTARY CHEMISTRY. A new American, from the twelfth English edition. In one royal 12mo. volume of 1031 pages, with 177 illustrations, and one colored plate. Cloth, \$2 75; leather, \$3 25.
- FOX (TILBURY) and T. COLCOTT.** EPITOME OF SKIN DISEASES, with Formulæ. For Students and Practitioners. Third Am. edition, revised by T. C. Fox. In one small 12mo. volume of 238 pages. Cloth, \$1 25. *Just ready.*
- FRANKLAND (E.) AND JAPP (F. R.)** INORGANIC CHEMISTRY. In one handsome volume, with illustrations. *Preparing.*
- FULLER (HENRY).** ON DISEASES OF THE LUNGS AND AIR PASSAGES. Their Pathology, Physical Diagnosis, Symptoms and Treatment. From 2d Eng. ed. In 1 8vo. vol., pp. 475. Cloth, \$3 50.
- GIBNEY (V. P.)** ORTHOPÆDIC SURGERY. For the use of Practitioners and Students. In one 8vo. vol. profusely illus. *Prepg.*
- GOULD (A. PEARCE).** SURGICAL DIAGNOSIS. *In press.* See *Students' Series of Manuals*, p. 14.
- GIBSON'S INSTITUTES AND PRACTICE OF SURGERY.** In two octavo volumes of about 1000 pages. Leather, \$6 50.
- GLUGE (GOTTLIEB).** ATLAS OF PATHOLOGICAL HISTOLOGY. Translated by Joseph Leidy, M.D., Professor of Anatomy in the University of Pennsylvania, &c. In one imperial quarto volume, with 320 copperplate figures, plain and colored. Cloth, \$4.
- GRAY (HENRY).** ANATOMY, DESCRIPTIVE AND SURGICAL. Edited by T. Pickering Pick, F.R.C.S. A new American, from the tenth and enlarged London edition. To which is added Holden's "Landmarks, Medical and Surgical," with additions by W. W. Keen, M.D. In one imperial octavo volume of 1023 pages, with 564 large and elaborate engravings on wood. Cloth, \$6; leather, \$7; very handsome half Russia, raised bands, \$7 50. *Just ready.*

GREEN (T. HENRY). AN INTRODUCTION TO PATHOLOGY AND MORBID ANATOMY. Fifth American, from the sixth London edition. In one handsome octavo volume of 482 pages, with 150 illustrations. Cloth, \$2 50. *Just ready.*

GREENE (WILLIAM H.) A MANUAL OF MEDICAL CHEMISTRY. For the Use of Students. Based upon Bowman's Medical Chemistry. In one 12mo. volume of 310 pages, with 74 illus. Cloth, \$1 75.

GRIFFITH (ROBERT E.) A UNIVERSAL FORMULARY, CONTAINING THE METHODS OF PREPARING AND ADMINISTERING OFFICINAL AND OTHER MEDICINES. Third and enlarged edition. Edited by John M. Maisch, Phar.D. In one large 8vo. vol. of 775 pages, double columns. Cloth, \$4 50; leather, \$5 50.

GROSS (SAMUEL D.) A SYSTEM OF SURGERY, PATHOLOGICAL, DIAGNOSTIC, THERAPEUTIC AND OPERATIVE. Sixth edition, thoroughly revised. In two imperial octavo volumes containing 2382 pages, with 1623 illustrations. Strongly bound in leather, raised bands, \$15; very handsome half Russia, raised bands, \$16.

— A PRACTICAL TREATISE ON THE DISEASES, INJURIES and Malformations of the Urinary Bladder, the Prostate Gland and the Urethra. Third edition, thoroughly revised and much condensed, by Samuel W. Gross, M.D. In one octavo volume of 574 pages, with 170 illus. Cloth, \$4 50.

— A PRACTICAL TREATISE ON FOREIGN BODIES IN THE AIR PASSAGES. In one 8vo. vol. of 468 pages. Cloth, \$2 75.

GROSS (SAMUEL W.) A PRACTICAL TREATISE ON IMPO-TENCE, STERILITY, AND ALLIED DISORDERS OF THE MALE SEXUAL ORGANS. Second edition. In one handsome octavo vol. of 168 pp., with 16 illust. Cloth, \$1 50.

HABERSHON (S. O.) ON THE DISEASES OF THE ABDOMEN, AND OTHER PARTS OF THE ALIMENTARY CANAL. Second American, from the third English edition. In one handsome 8vo. volume of 554 pages, with illus. Cloth, \$3 50.

HAMILTON (ALLAN McLANE). NERVOUS DISEASES, THEIR DESCRIPTION AND TREATMENT. Second and revised edition. In one octavo volume of 598 pages, with 72 illustrations. Cloth, \$4.

HAMILTON (FRANK H.) A PRACTICAL TREATISE ON FRACTURES AND DISLOCATIONS. Seventh edition, thoroughly revised. In one handsome 8vo. vol. of over 1000 pages, with about 375 illustrations. Cloth, \$5 50; leather, \$6 50; very handsome half Russia, \$7 00.

HARTSHORNE (HENRY). ESSENTIALS OF THE PRINCIPLES AND PRACTICE OF MEDICINE. Fifth edition. In one 12mo. vol. 669 pp. with 144 illustrations. Cloth, \$2 75; half bound, \$3.

— A HANDBOOK OF ANATOMY AND PHYSIOLOGY. In one 12mo. volume of 310 pages, with 220 illustrations. Cloth, \$1 75.

- HARTSHORNE (HENRY).** A CONSPECTUS OF THE MEDICAL SCIENCES. Comprising Manuals of Anatomy, Physiology, Chemistry, Materia Medica, Practice of Medicine, Surgery and Obstetrics. Second edition. In one royal 12mo. volume of 1028 pages, with 477 illustrations. Cloth, \$4 25; leather, \$5 00.
- HERMANN (L.)** EXPERIMENTAL PHARMACOLOGY. A Handbook of the Methods for Determining the Physiological Actions of Drugs. Translated by Robert Meade Smith, M.D. In one 12mo. vol. of 199 pages, with 32 illustrations. Cloth, \$1 50.
- HILL (BERKELEY).** SYPHILIS AND LOCAL CONTAGIOUS DISORDERS. In one 8vo. volume of 479 pages. Cloth, \$3 25.
- HILLIER (THOMAS).** A HANDBOOK OF SKIN DISEASES. 2d ed. In one royal 12mo. volume of 353 pages, with two plates. Cloth, \$2 25.
- HOBLYN (RICHARD D.)** A DICTIONARY OF THE TERMS USED IN MEDICINE AND THE COLLATERAL SCIENCES. In one 12mo. vol. of 520 double-columned pp. Cloth, \$1 50; leather, \$2.
- HODGE (HUGH L.)** ON DISEASES PECULIAR TO WOMEN, INCLUDING DISPLACEMENTS OF THE UTERUS. Second and revised edition. In one 8vo. volume of 519 pages. Cloth, \$4 50.
- THE PRINCIPLES AND PRACTICE OF OBSTETRICS. In one large 4to. vol. of 542 double-columned pages, illustrated with large lithographic plates containing 159 figures from original photographs, and 110 woodcuts. Strongly bound in cloth, \$14.
- HOFFMANN (FREDERICK) AND POWER (FREDERICK B.)** A MANUAL OF CHEMICAL ANALYSIS, as Applied to the Examination of Medicinal Chemicals and their Preparations. Third edition, entirely rewritten and much enlarged. In one handsome octavo volume of 621 pages, with 179 illustrations. Cloth, \$4 25.
- HOLDEN (LUTHER).** LANDMARKS, MEDICAL AND SURGICAL. From the third English edition. With additions, by W. W. Keen, M.D. In one royal 12mo. vol. of 148 pp. Cloth, \$1.
- HOLLAND (SIR HENRY).** MEDICAL NOTES AND REFLECTIONS. From 3d English ed. In one 8vo. vol. of 493 pp. Cloth, \$3 50.
- HOLMES (TIMOTHY).** A SYSTEM OF SURGERY. With notes and additions by various American authors. Edited by John H. Packard, M.D. In three very handsome 8vo. vols. containing 3137 double-columned pages, with 979 woodcuts and 13 lithographic plates. Cloth, \$18; leather, \$21; very handsome half Russia, raised bands, \$22 50. *For sale by subscription only.*
- HORNER (WILLIAM E.)** SPECIAL ANATOMY AND HISTOLOGY. Eighth edition, revised and modified. In two large 8vo. vols. of 1007 pages, containing 320 woodcuts. Cloth, \$6.
- HUDSON (A.)** LECTURES ON THE STUDY OF FEVER. In one octavo volume of 308 pages. Cloth, \$2 50.
- HUTCHINSON (JONATHAN).** SYPHILIS. *Preparing.* See *Series of Clinical Manuals*, p. 10.

HYDE (JAMES NEVINS). A PRACTICAL TREATISE ON DISEASES OF THE SKIN. In one handsome octavo volume of 570 pages, with 66 illust. Cloth, \$4 25; leather, \$5 25.

JONES (C. HANDFIELD). CLINICAL OBSERVATIONS ON FUNCTIONAL NERVOUS DISORDERS. Second American edition. In one octavo volume of 340 pages. Cloth, \$3 25.

JULER (HENRY) A HANDBOOK OF OPHTHALMIC SCIENCE AND PRACTICE. In one 8vo. volume, with many woodcuts and chromo-lithographs. *In press.*

KEATING (JOHN M.) THE MOTHER'S GUIDE IN THE MANAGEMENT AND FEEDING OF INFANTS. In one small 12mo. volume of 118 pages. Cloth, \$1.

KING (A. F. A.) A MANUAL OF OBSTETRICS. New edition. In one 12mo. vol. of 331 pages, with 59 illus. Cloth, \$2. *Just ready.*

KLEIN (E.) ELEMENTS OF HISTOLOGY. In one pocket-size 12mo. volume of 360 pages, with 181 engravings. Cloth, \$1 50. *Just ready.* See *Students' Series of Manuals*, page 14.

LA ROCHE (R.) YELLOW FEVER. In two 8vo. vols. of 1468 pages. Cloth, \$7.

—— PNEUMONIA. In one 8vo. vol. of 490 pages. Cloth, \$3.

LAURENCE (J. Z.) AND MOON (ROBERT C.) A HANDY-BOOK OF OPHTHALMIC SURGERY. Second edition, revised by Mr. Laurence. In one 8vo. vol. pp. 227, with 66 illus. Cloth, \$2 75.

LAWSON (GEORGE). INJURIES OF THE EYE, ORBIT AND EYELIDS. From the last English edition. In one handsome octavo volume of 404 pages, with 92 illustrations. Cloth, \$3 50.

LEA (HENRY C.) SUPERSTITION AND FORCE; ESSAYS ON THE WAGER OF LAW, THE WAGER OF BATTLE, THE ORDEAL AND TORTURE. Third edition, thoroughly revised and greatly enlarged. In one handsome royal 12mo. vol. pp. 552. Cloth, \$2 50.

—— STUDIES IN CHURCH HISTORY. The Rise of the Temporal Power—Benefit of Clergy—Excommunication. New edition. In one handsome 12mo. vol. of 605 pp. Cloth, \$2 50.

—— AN HISTORICAL SKETCH OF SACERDOTAL CELIBACY IN THE CHRISTIAN CHURCH. Second edition. In one handsome octavo volume of 684 pages. Cloth, \$4 50. *Just ready.*

LEE (HENRY) ON SYPHILIS. In one 8vo volume of 246 pages. Cloth, \$2 25.

LEHMANN (C. G.) A MANUAL OF CHEMICAL PHYSIOLOGY. In one 8vo. vol. of 327 pages, with 41 woodcuts. Cloth, \$2 25.

LEISHMAN (WILLIAM). A SYSTEM OF MIDWIFERY. Including the Diseases of Pregnancy and the Puerperal State. Third American, from the third English edition. With additions, by J. S. Parry, M.D. In one octavo volume of 740 pages, with 205 illustrations. Cloth, \$4 50; leather, \$5 50; half Russia, \$6.

- LUCAS (CLEMENT).** DISEASES OF THE URETHRA. *Preparing.*
See *Series of Clinical Manuals*, p. 13.
- LUDLOW (J. L.)** A MANUAL OF EXAMINATIONS UPON ANATOMY, PHYSIOLOGY, SURGERY, PRACTICE OF MEDICINE, OBSTETRICS, MATERIA MEDICA, CHEMISTRY, PHARMACY AND THERAPEUTICS. To which is added a Medical Formulary. Third edition. In one royal 12mo. volume of 816 pages, with 370 woodcuts. Cloth, \$3 25; leather, \$3 75.
- LYONS (ROBERT D.)** A TREATISE ON FEVER. In one octavo volume of 362 pages. Cloth, \$2 25.
- MAISCH (JOHN M.)** A MANUAL OF ORGANIC MATERIA MEDICA. New edition. In one handsome 12mo. volume of about 500 pages, with about 200 beautiful illustrations. *Preparing.*
- MARSH (HOWARD).** DISEASES OF THE JOINTS. *Preparing.*
See *Series of Clinical Manuals*, p. 13.
- MEIGS (CHAS. D.)** ON THE NATURE, SIGNS AND TREATMENT OF CHILDBED FEVER. In one 8vo. vol. of 346 pages. Cloth, \$2.
- MILLER (JAMES).** PRINCIPLES OF SURGERY. Fourth American, from the third Edinburgh edition. In one large octavo volume of 688 pages, with 240 illustrations. Cloth, \$3 75.
- MILLER (JAMES).** THE PRACTICE OF SURGERY. Fourth American, from the last Edinburgh edition. In one large octavo volume of 682 pages, with 364 illustrations. Cloth, \$3 75.
- MITCHELL (S. WEIR).** LECTURES ON NERVOUS DISEASES, ESPECIALLY IN WOMEN. Second edition. *Preparing.*
- MORRIS (HENRY).** SURGICAL DISEASES OF THE KIDNEY. *Preparing.* See *Series of Clinical Manuals*, p. 13.
- MORRIS (MALCOLM).** SKIN DISEASES: Including their Definitions, Symptoms, Diagnosis, Prognosis, Morbid Anatomy and Treatment. A Manual for Students and Practitioners. In one 12mo. vol. of 316 pages, with illustrations. Cloth, \$1 75.
- MÜLLER (J.)** PRINCIPLES OF PHYSICS AND METEOROLOGY. In one large 8vo. vol. of 623 pages, with 538 cuts. Cloth, \$4 50.
- NEILL (JOHN) AND SMITH (FRANCIS G.)** A COMPENDIUM OF THE VARIOUS BRANCHES OF MEDICAL SCIENCE. In one handsome 12mo. volume of 974 pages, with 374 woodcuts. Cloth, \$4; leather, raised bands, \$4 75.
- NETTLESHIP'S STUDENT'S GUIDE TO DISEASES OF THE EYE.** Second edition. In one royal 12mo. volume of 419 pages, with 138 illustrations. Cloth, \$2 00.
- OWEN (EDMUND).** SURGICAL DISEASES OF CHILDREN. *Preparing.* See *Series of Clinical Manuals*, p. 13.
- PARRISH (EDWARD).** A TREATISE ON PHARMACY. With many Formulæ and Prescriptions. Fifth edition, enlarged and thoroughly revised by Thomas S. Wiegand, Ph.G. In one octavo volume of 1093 pages, with 257 illustrations. Cloth, \$5; leather, \$6. *Just ready.*

- PARRY (JOHN S.)** EXTRA-UTERINE PREGNANCY, ITS CLINICAL HISTORY, DIAGNOSIS, PROGNOSIS AND TREATMENT. In one octavo volume of 272 pages. Cloth, \$2 50.
- PARVIN (THEOPHILUS).** A TREATISE ON MIDWIFERY. In one handsome 8vo. vol. of about 550 pp., with many illus. *In press.*
- PAVY (F. W.)** A TREATISE ON THE FUNCTION OF DIGESTION, ITS DISORDERS AND THEIR TREATMENT. From the second London edition. In one octavo volume of 238 pages. Cloth, \$2.
- PEPPER (A. J.)** FORENSIC MEDICINE. *In press.* See *Student's Series of Manuals*, p. 14.
- SURGICAL PATHOLOGY. In one 12mo. volume of 511 pages, with 81 illustrations. Cloth, \$2. *Just ready.* See *Students' Series of Manuals*, page 14.
- PICK (T. PICKERING).** FRACTURES AND DISLOCATIONS. *Preparing.* See *Series of Clinical Manuals*, p. 13.
- PIRRIE (WILLIAM).** THE PRINCIPLES AND PRACTICE OF SURGERY. In one handsome octavo volume of 780 pages, with 316 illustrations. Cloth, \$3 75.
- PLAYFAIR (W. S.)** A TREATISE ON THE SCIENCE AND PRACTICE OF MIDWIFERY. Third American edition, specially revised by the Author. Edited, with additions, by R. P. Harris, M.D. In one octavo volume of 659 pages, with 183 woodcuts and two plates. Cloth, \$4; leather, \$5; half Russia, raised bands, \$5 50.
- THE SYSTEMATIC TREATMENT OF NERVE PROSTRATION AND HYSTERIA. In one 12mo. vol. of 97 pages. Cloth, \$1.
- POLITZER (ADAM).** A TEXT-BOOK OF THE EAR AND ITS DISEASES. Translated at the Author's request by James Patterson Cassells, M.D., F.F.P.S. In one handsome octavo volume of 800 pages, with 257 original illustrations. Cloth, \$5 50.
- POWER (HENRY).** HUMAN PHYSIOLOGY. In one 12mo. volume of 396 pages, with 47 illustrations. Cloth, \$1 50. *Just ready.* See *Students' Series of Manuals*, page 14.
- RALFE (CHARLES H.)** CLINICAL CHEMISTRY. In one 12mo. volume of 314 pages, with 16 illustrations. Cloth, \$1 50. *Just ready.* See *Students' Series of Manuals*, page 14.
- RAMSBOTHAM (FRANCIS H.)** THE PRINCIPLES AND PRACTICE OF OBSTETRIC MEDICINE AND SURGERY. In one imperial octavo volume of 640 pages, with 64 plates, besides numerous woodcuts in the text. Strongly bound in leather, \$7.
- REMSEN (IRA).** THE PRINCIPLES OF CHEMISTRY. Second edition. In one 12mo. volume of 240 pages. Cloth, \$1 75. *Just ready.*
- REYNOLDS (J. RUSSELL).** A SYSTEM OF MEDICINE, with Notes and Additions, by HENRY HARTSHORNE, M.D. In three large 8vo. vols., containing 3056 closely printed double-columned pages, with 317 illus. Per vol., cloth, \$5; leather, \$6; very handsome half Russia, \$6 50. *For sale by subscription only.*
- RICHARDSON (BENJAMIN W.)** PREVENTIVE MEDICINE. In one octavo volume of 729 pages. Cloth, \$4; leather, \$5; half Russia, \$5 50. *Just ready.*

ROBERTS (JOHN B.) THE PRINCIPLES AND PRACTICE OF SURGERY. In one octavo volume of about 500 pages, fully illustrated. *Preparing.*

ROBERTS (WILLIAM). A PRACTICAL TREATISE ON URINARY AND RENAL DISEASES. Fourth American, from the fourth London edition. With numerous illustrations and a colored plate. In one very handsome 8vo. vol. of over 600 pages. *In press.*

ROBERTSON (J. MCGREGOR). PHYSICAL PHYSIOLOGY. *In press.* See *Students' Series of Manuals*, p. 14.

SARGENT (F. W.) ON BANDAGING AND OTHER OPERATIONS OF MINOR SURGERY. New edition, with an additional chapter on Military Surgery. In one handsome royal 12mo. volume of 383 pages, with 187 woodcuts. Cloth, \$1 75.

SAVAGE (GEORGE H.) INSANITY, INCLUDING HYSTERIA. *Preparing.* See *Series of Clinical Manuals*, p. 13.

SCHMITZ AND ZUMPT'S CLASSICAL SERIES. In royal 18mo. **ADVANCED LATIN EXERCISES.** Cloth, 60 cents; half bound, 70 cents.

SALLUST. Cloth, 60 cents; half bound, 70 cents.

NEPOS. Cloth, 60 cents; half bound, 70 cts.

VIRGIL. Cloth, 85 cents; half bound, \$1.

CURTIUS. Cloth, 80 cents; half bound, 90 cents.

SCHOEDLER (FREDERICK) AND MEDLOCK (HENRY). WONDERS OF NATURE. An elementary introduction to the Sciences of Physics, Astronomy, Chemistry, Mineralogy, Geology, Botany, Zoology and Physiology. Translated from the German by H. Medlock. In one 8vo. vol., with 679 illustrations. Cloth, \$3.

SCHREIBER (JOSEPH). A MANUAL OF TREATMENT BY MASSAGE AND METHODICAL MUSCLE EXERCISE. Translated by Walter Mendelson, M.D. In one octavo volume of about 300 pages, with about 125 engravings. *Preparing.*

SEILER (CARL). A HANDBOOK OF DIAGNOSIS AND TREATMENT OF DISEASES OF THE THROAT AND NASAL CAVITIES. Second edition. In one very handsome 12mo. volume of 294 pages, with 77 illustrations. Cloth, \$1 75.

SERIES OF CLINICAL MANUALS. A series of authoritative monographs on important clinical subjects, in 12mo. volumes of about 500 pages. The appended list of authors and titles will give an idea of the general plan: Hutchinson on Syphilis; Savage on Insanity, including Hysteria; Bryant on the Breast; Treves on Intestinal Obstruction; Morris on Surgical Diseases of the Kidney; Broadbent on the Pulse; Butlin on the Tongue; Owen on Surgical Diseases of Children; Lucas on Diseases of the Urethra; Marsh on Diseases of the Joints; Pick on Fractures and Dislocations.

SIMON (W.) MANUAL OF CHEMISTRY. A Guide to Lectures and Laboratory work for Beginners in Chemistry. A Text book specially adapted to Students of Pharmacy and Medicine. In one 12mo. volume of 400 pages, with 17 woodcuts and 9 plates of actual deposits. *In press.*

SKEY (FREDERIC C.) OPERATIVE SURGERY. In one 8vo. vol. of 661 pages, with 81 woodcuts. Cloth, \$3 25.

SLADE (D. D.) DIPHTHERIA; ITS NATURE AND TREATMENT. Second edition. In one royal 12mo. vol. pp. 158. Cloth, \$1 25.

SMITH (EDWARD). CONSUMPTION; ITS EARLY AND REMEDIABLE STAGES. In one 8vo. vol. of 253 pp. Cloth, \$2 25.

SMITH (HENRY H.) AND HORNER (WILLIAM E.) ANATOMICAL ATLAS. Illustrative of the structure of the Human Body. In one large imperial 8vo. vol., with about 650 beautiful figures. Clo., \$4 50.

SMITH (J. LEWIS). A TREATISE ON THE DISEASES OF INFANCY AND CHILDHOOD. Fifth edition, revised and enlarged. In one large 8vo. volume of 836 pages, with illustrations. Cloth, \$4 50; leather, \$5 50; very handsome half Russia, raised bands, \$6.

STILLÉ (ALFRED). THERAPEUTICS AND MATERIA MEDICA. Fourth revised edition. In two handsome octavo volumes of 1936 pages. Cloth, \$10; leather, \$12; very handsome half Russia, \$13.

STILLÉ (ALFRED) AND MAISCH (JOHN M.) THE NATIONAL DISPENSATORY: Containing the Natural History, Chemistry, Pharmacy, Actions and Uses of Medicines. Including those recognized in the Pharmacopœias of the United States, Great Britain and Germany, with numerous references to the French Codex. Third edition, thoroughly revised and greatly enlarged. In one magnificent imperial octavo volume of 1768 pages, with 311 accurate engravings on wood. Cloth, \$7 25; leather, raised bands, \$8; very handsome half Russia, raised bands and open back, \$9. *Just ready.* Also, furnished with Dennison's Ready Reference Index for \$1 in addition to price in any of the above styles of binding.

STIMSON (LEWIS A.) A PRACTICAL TREATISE ON FRACTURES. In one handsome octavo volume of 584 pages, with 360 beautiful illustrations. Cloth, \$4 75; leather, \$5 75.

— A MANUAL OF OPERATIVE SURGERY. In one royal 12mo. volume of 477 pages, with 332 illustrations. Cloth, \$2 50.

STOKES (W.) LECTURES ON FEVER. In one 8vo. volume. Cloth, \$2.

STUDENTS' SERIES OF MANUALS. A series of fifteen Manuals by eminent teachers or examiners. The volumes will be pocket-size 12mos. of from 300-540 pages, profusely illustrated, and bound in red limp cloth. The following volumes may now be announced: Klein's Elements of Histology, \$1 50; Pepper's Surgical Pathology, \$2 00; Treves' Surgical Applied Anatomy, \$2 00; Power's Human Physiology, \$1 50; Ralfe's Clinical Chemistry, \$1 50; Clarke and Lockwood's Dissector's Manual, \$1 50; and Bruce's Materia Medica and Therapeutics, *just ready.* Robertson's Physical Physiology, \$1 50; Bellamy's Operative Surgery, Bell's Comparative Physiology and Anatomy, Gould's Surgical Diagnosis, Pepper's Forensic Medicine, and Curnow's Medical Applied Anatomy, *in press.* The remaining volumes are in preparation.

STURGES (OCTAVIUS). AN INTRODUCTION TO THE STUDY OF CLINICAL MEDICINE. In one 12mo. vol. Cloth, \$1 25.

TANNER (THOMAS HAWKES). A MANUAL OF CLINICAL MEDICINE AND PHYSICAL DIAGNOSIS. Third American from the second revised English edition. Edited by Tilbury Fox, M.D. In one handsome 12mo. volume of 362 pp., with illus. Cloth, \$1 50.

— ON THE SIGNS AND DISEASES OF PREGNANCY. From the second English edition. In one 8vo. volume of 490 pages, with four colored plates and numerous woodcuts. Cloth, \$4 25.

TAYLOR (ALFRED S.) MEDICAL JURISPRUDENCE. Eighth American from tenth English edition, specially revised by the Author. Edited by John J. Reese, M.D. In one large octavo volume of 937 pages, with 70 illustrations. Cloth, \$5; leather, \$6; very handsome half Russia, raised bands, \$6.50.

— ON POISONS IN RELATION TO MEDICINE AND MEDICAL JURISPRUDENCE. Third American from the third London edition. In one octavo volume of 788 pages, with 104 illustrations. Cloth, \$5 50; leather, \$6 50.

— THE PRINCIPLES AND PRACTICE OF MEDICAL JURISPRUDENCE. Third ed. In two handsome 8vo. vols. of 1416 pp., with 188 illustrations. Cloth, \$10; leather, \$12. *Just ready.*

THOMAS (T. GAILLARD). A PRACTICAL TREATISE ON THE DISEASES OF WOMEN. Fifth edition, thoroughly revised and rewritten. In one large and handsome octavo volume of 810 pages, with 266 illustrations. Cloth, \$5; leather, \$6; very handsome half Russia, \$6 50.

THOMPSON (SIR HENRY). CLINICAL LECTURES ON DISEASES OF THE URINARY ORGANS. Second and revised edition. In one octavo volume of 203 pages, with illustrations. Cloth, \$2 25

THOMPSON (SIR HENRY). THE PATHOLOGY AND TREATMENT OF STRICTURE OF THE URETHRA AND URINARY FISTULÆ. From the third English edition. In one octavo volume of 359 pages, with illustrations. Cloth, \$3 50.

TIDY (CHARLES MEYMOTT). LEGAL MEDICINE. Volumes I. and II. Two imperial octavo volumes containing 1193 pages, with 2 colored plates. Per volume, cloth, \$6; leather, \$7. *Just ready.*

TODD (ROBERT BENTLEY). CLINICAL LECTURES ON CERTAIN ACUTE DISEASES. In one 8vo. vol. of 320 pp., cloth, \$2 50.

TREVES (F.) SURGICAL APPLIED ANATOMY. In one 12mo. volume of 540 pages, with 61 illustrations. Cloth, \$2 00. *Just ready.* See *Students' Series of Manuals*, page 14.

TREVES (FREDERICK). INTESTINAL OBSTRUCTION. *Preparing.* See *Series of Clinical Manuals*, p. 10.

TUKE (DANIEL HACK). THE INFLUENCE OF THE MIND UPON THE BODY. New edition. In one handsome 8vo. vol. of 467 pages, with 2 colored plates. Cloth, \$3. *Just ready.*

WALSHE (W. H.) PRACTICAL TREATISE ON THE DISEASES OF THE HEART AND GREAT VESSELS. 3d American from the 3d revised London edition. In one 8vo. vol. of 420 pages. Cloth, \$3.

WATSON (THOMAS). LECTURES ON THE PRINCIPLES AND PRACTICE OF PHYSIC. A new American from the fifth and enlarged English edition, with additions by H. Hartshorne, M.D. In two large 8vo. vols. of 1840 pp., with 190 cuts. Clo., \$9; lea., \$11.

WATTS (HENRY). A MANUAL OF PHYSICAL AND INORGANIC CHEMISTRY. In one 12mo. vol. with 150 illus. and a colored plate.

WELLS (J. SOELBERG). A TREATISE ON THE DISEASES OF THE EYE. Fourth edition, thoroughly revised by Chas. S. Bull, A.M., M.D. In one large and handsome octavo vol. of 822 pages, with 6 colored plates and 257 woodcuts, as well as selections from the test-types of Jaeger and Snellen. Cloth, \$5; leather, \$6; very handsome half Russia, \$6 50.

WEST (CHARLES). LECTURES ON THE DISEASES PECULIAR TO WOMEN. Third American from the third English edition. In one octavo volume of 543 pages. Cloth, \$3 75; leather, \$4 75.

— LECTURES ON THE DISEASES OF INFANCY AND CHILDHOOD. Fifth American from the sixth revised English edition. In one large 8vo. vol. of 686 pages. Cloth, \$4 50; leather, \$5 50.

— ON SOME DISORDERS OF THE NERVOUS SYSTEM IN CHILDHOOD. In one small 12mo. vol. of 127 pages. Cloth, \$1.

WILLIAMS (CHARLES J. B. and C. T.) PULMONARY CONSUMPTION: ITS NATURE, VARIETIES AND TREATMENT. In one octavo volume of 303 pages. Cloth, \$2 50.

WILSON (ERASMUS). A SYSTEM OF HUMAN ANATOMY. A new and revised American from the last English edition. Illustrated with 397 engravings on wood. In one handsome octavo volume of 616 pages. Cloth, \$4; leather, \$5.

— THE STUDENT'S BOOK OF CUTANEOUS MEDICINE. In one handsome royal 12mo. vol. Cloth, \$3 50.

WINCKEL ON PATHOLOGY AND TREATMENT OF CHILDREN. With additions by the Author. Translated by James R. Chadwick, A.M., M.D. In one handsome 8vo. vol. of 484 pages. Cloth, \$4.

WÖHLER'S OUTLINES OF ORGANIC CHEMISTRY. Translated from the 8th German edition, by Ira Remsen, M.D. In one 12mo volume of 550 pages. Cloth, \$3 00.

WOODHEAD (G. SIMS). PRACTICAL PATHOLOGY. A manual for Students and Practitioners. In one beautiful octavo vol. of 497 pages, with 136 exquisitely colored illus. Cloth, \$6. *Just ready.*



Materia Medica Problemata (Holmes). Ph. Journ. 1890. p. 8.

" " review of Fourth edit. Ibid. 1890. p. 994.



